

Wireless Earbuds

User's Guide for Model IAEB29 v2276-01



Features

- Rubberized coating
- Sweat proof
- Bluetooth Wireless: range 33 ft.
- Active noise cancellation
- Built-in microphone
- Voice prompts announce earbud operations
- Digital volume control
- Built-in rechargeable battery: approximately 4 hrs playtime
- Micro-USB port for battery recharge

Includes

- 3 pairs of eartips: 1 small, 1 medium, 1 large
- Micro-USB to USB charging cable

FCC ID: 2AHI6NIAEBT29

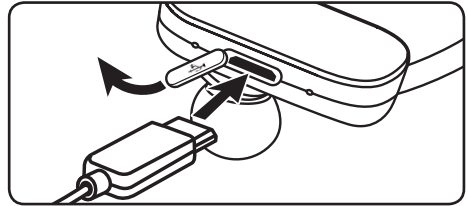
Battery Charging

- Pull back the cover on the DC Power Input.
- Using a **Micro-USB to USB** cable, connect to the USB port of a powered on computer or USB power adaptor (not included).

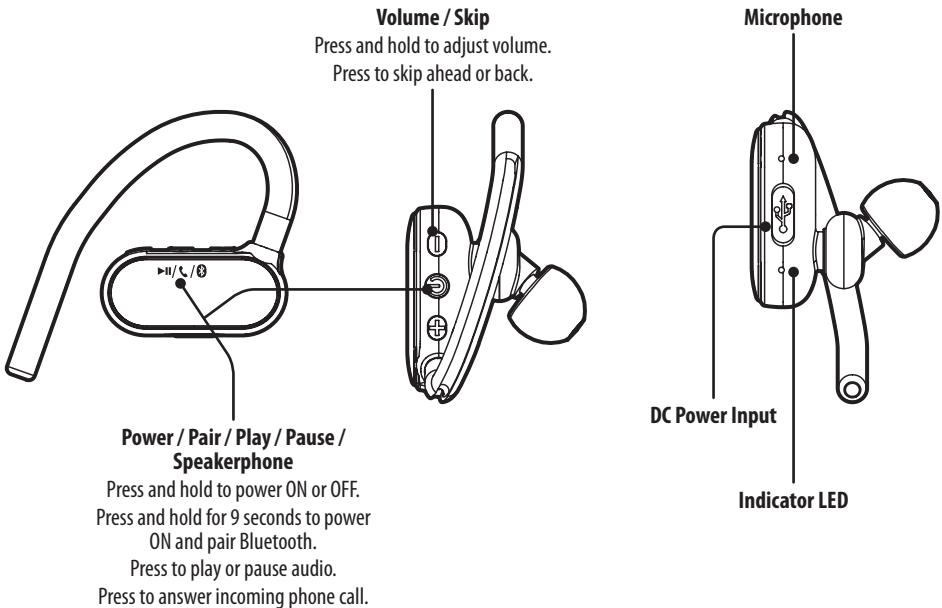
Initial charge time is approximately 2 hours. Charge fully before use.

When the battery is low an indicator LED will flash red for 1 minute and a voice will announce "Low Battery," then the unit will automatically power OFF.

While the unit is charging it will display a solid red light. When the unit is fully charged it will display a solid blue light.






Orientation & Controls (Right Earbud only)



Initial Bluetooth Connection

1. With the earbuds powered OFF, **press and hold**  until they power ON and the voice prompt says "Power on...Bluetooth is connecting." *When pairing, remain within 3 feet of the Bluetooth device.*
2. Using the controls on your Bluetooth device, select **IAEB29** in the Bluetooth Settings to pair. *If need be, refer to the user's manual for your specific device for more information.*
3. When successfully paired, a voice will announce "Bluetooth is connected" and the LED indicator will blink twice every few seconds. Audio from the connected Bluetooth device will now be heard through the earbuds.
4. Use the controls on the connected Bluetooth device to select and play audio. Use the earbud controls or the connected Bluetooth device to play, pause, and adjust the volume level.
5. After initial pairing, **press and hold**  **until the voice prompt says "Power on."** The earbuds will power ON and automatically connect to the Bluetooth device.

Speakerphone

1. To accept a call, press the  button, or use the controls on the connected phone.
2. To end a call, press the  button, or use the controls on the connected phone.
3. To re-dial the last dialed number, press the  button twice.

Previously Connected Devices

- The earbuds can remember multiple Bluetooth devices and will always try to re-connect to the last device used.
- To re-connect to a different device, turn off Bluetooth on unwanted devices, then access the Bluetooth settings menu on the device you wish to use and select **IAEB29**.

Troubleshooting

If the earbuds should become unpaired or will not connect normally, follow these steps in your device's Bluetooth Settings Menu.

1. Delete the earbuds ("Forget This Device").
2. Turn Bluetooth OFF then ON again, and repeat the **Initial Bluetooth Connection** steps.

Customer Support

Customer Service: 1-888-999-4215 | **Email Support:** prodinfo@dpiinc.com | **Email Parts:** partsinfo@dpiinc.com

For Warranty Information and the most up-to-date version of this User's Guide, go to www.iLiveElectronics.com

To download this User's Guide in English, Spanish, or French, or to get answers to frequently asked questions, visit the support section at: www.iLiveElectronics.com

Para descargar este Manual del Usuario en inglés, español y francés, o para obtener respuestas a preguntas frecuentes, visite la sección de apoyo en: www.iLiveElectronics.com

Pour télécharger ce guide de l'utilisateur en anglais, espagnol ou français, ou pour obtenir des réponses à des questions fréquemment posées, consultez la rubrique d'assistance sur: www.iLiveElectronics.com



Copyright © 2019 Digital Products International (DPI, Inc.) All other trademarks appearing herein are the property of their respective owners. Specifications are subject to change without notice.

FCC Warnings

WARNING: Changes or modifications to this unit not expressly approved by the party responsible for compliance could void the user's authority to operate the equipment.

NOTE: This equipment has been tested and found to comply with the limits for a Class B digital device, pursuant to Part 15 of the FCC Rules. These limits are designed to provide reasonable protection against harmful interference in a residential installation. This equipment generates, uses, and can radiate radio frequency energy and, if not installed and used in accordance with the instructions, may cause harmful interference to radio communications. However, there is no guarantee that interference will not occur in a particular installation. If this equipment does cause harmful interference to radio or television reception, which can be determined by turning the equipment off and on, the user is encouraged to try to correct the interference by one or more of the following measures:

- Reorient or relocate the receiving antenna.
- Increase the separation between the equipment and receiver.
- Connect the equipment into an outlet on a circuit different from that to which the receiver is connected.
- Consult the dealer or an experienced radio/TV technician for help.

Additional Warnings

- **WARNING:** To prevent fire or shock hazards, do not expose this unit to rain or moisture.
- **WARNING :** Where the mains plug or appliance coupler is used as the disconnect device, such disconnect device shall remain readily operable.
- Lithium batteries, like all rechargeable batteries, are recyclable and should be recycled or disposed of according to state and local guidelines. They should never be disposed of in normal household waste, and they should never be incinerated, as they might explode. Contact your local government for disposal or recycling practices in your area.
- **To avoid hearing damage,** make sure that the volume on your music player is turned down before connecting your headphones. After placing headphones in/on your ears, gradually turn up the volume until you reach a comfortable listening level.

This device complies with part 15 of the FCC Rules. Operation is subject to the following two conditions: (1) This device may not cause harmful interference, and (2) this device must accept any interference received, including interference that may cause undesired operation.



WARNING: This product can expose you to chemicals including lead, which is known to the State of California to cause cancer and birth defects or other reproductive harm. For more information go to www.P65Warnings.ca.gov. **This product meets and complies with all Federal regulations.**