

深圳市森科泰电子有限公司
产品规格书

SPECIFICATION

DESCRIPTION **Chip Antenna**

PART NO. **SKT201205-CD-01-R**

VERSION **V2.1**

Contents

1. Naming Rules	3
2. Antenna Specification	4
3. Antenna Dimension	5
4. Test Data	6-8
5. Layout Guide	9
6. Soldering Conditions	10
7. Packaging Information	11-12

Preliminary

1. Naming Rules

Type: SKT-ABCDEF-GH-IJ-K

1. SKT: Shortcut for Thinkte
2. ABCDEF: AB: Length(mm) CD: Width(mm)
For example: 502010 5.0mm*2.0mm
3. G: Material (C- Ceramic P-Polymer)
4. H: Feeding (S- Single D - Dual)
5. I J: Version (01 - 99)
6. K: Package (R - Reel, T - Tape)

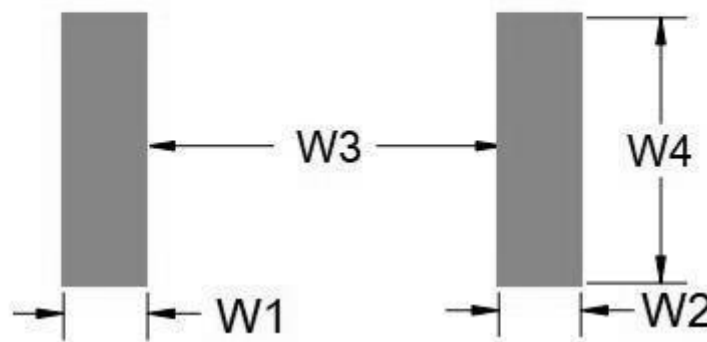
2. Antenna Specification

Outline Dimensions	2.0x1.2x0.65(mm)
Ground Plane	2.0x1.2(mm)
Frequency Range	2.4GHz ~ 2.5GHz
Impedance	50 Ohm Nominal
Bandwidth (under -10dB return loss)	80MHz (Typ.)
Radiation	Omni-directional
Peak Gain	1.53 dBi (Typ.)
Efficiency	65% (Typ.)
Polarization	Linear Polarization
Storage Temp	-40°C ~ +85°C
Color	Gray

3. Antenna Dimension

Type	L	W	T	a
SKT2012	2.0 ±0.2	1.2 ±0.2	0.65 ±0.05	0.4 ±0.2

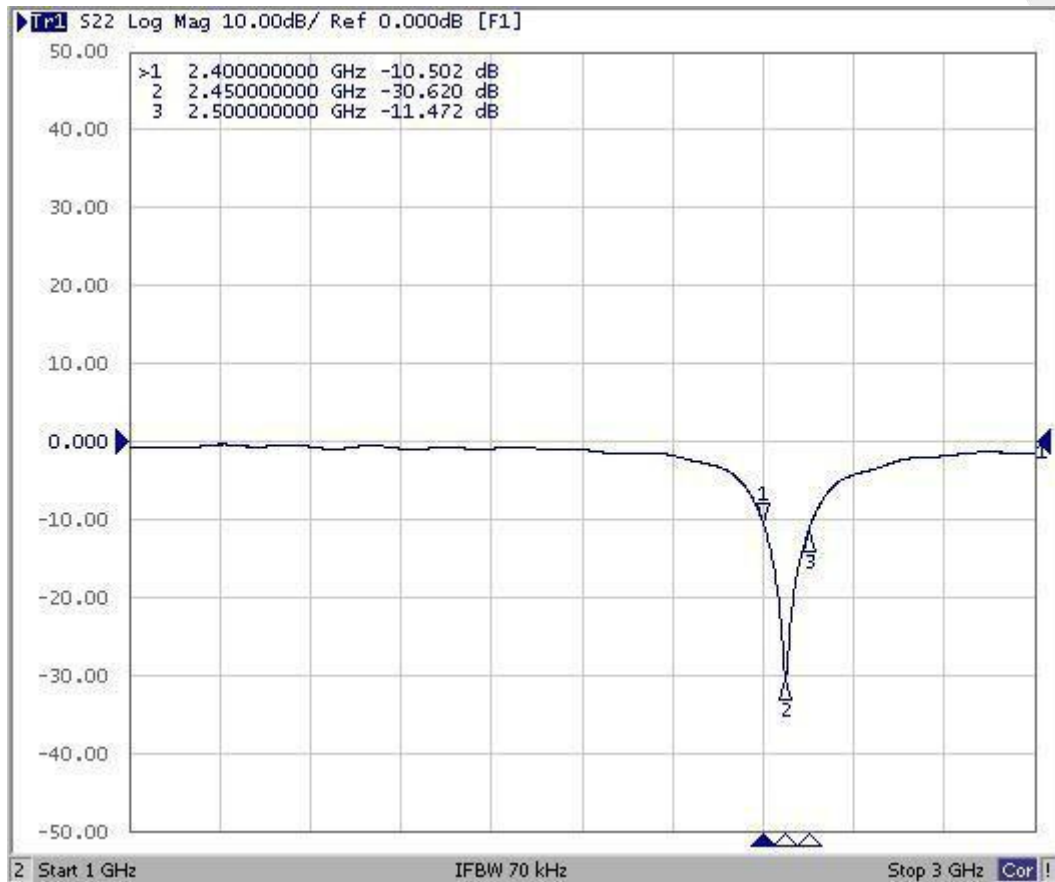
FootPrint (Unit : mm)



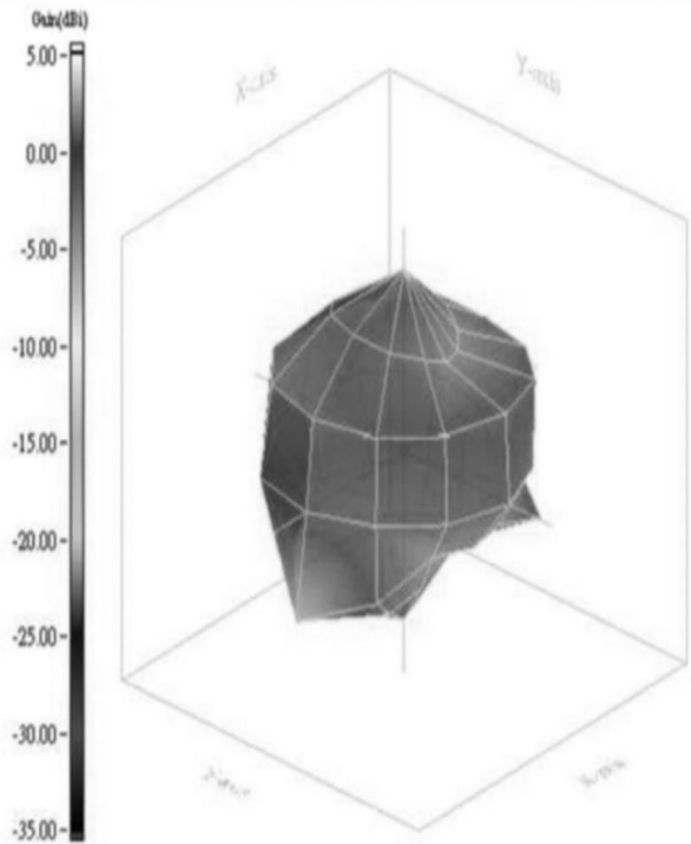
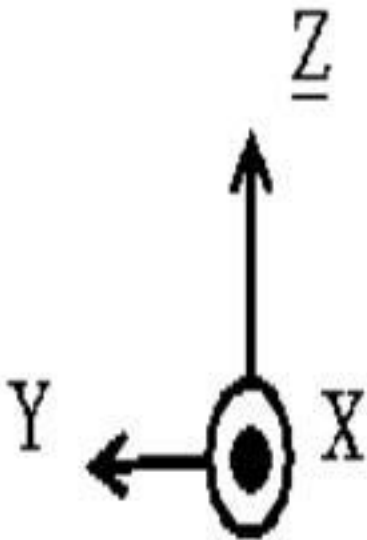
Type	W1	W2	W3	W4
SKT2012	0.8 ±0.2	0.8 ±0.2	2.0 ±0.2	1.4 ±0.2

4. Test Data:

4.1 ELECTRICAL CHARACTERISTICSS11

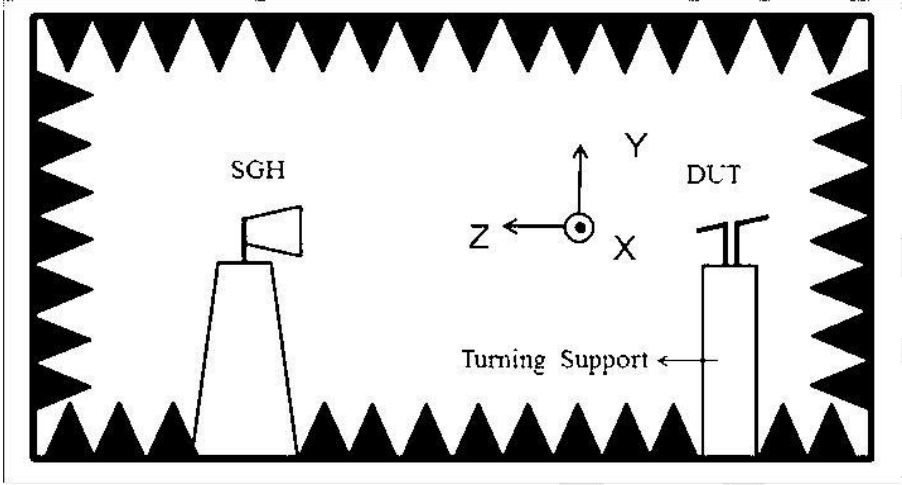


4.2 Radiation Pattern



	Efficiency	Peak Gain	Directivity
2450MHz	65.47%	1.53dBi	2.04 dBi

Chamber Coordinate System

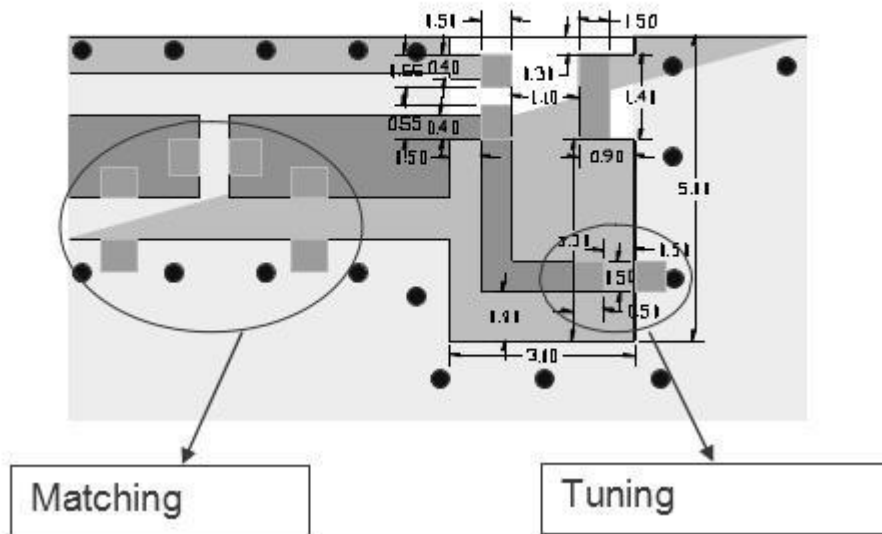


Preliminary

5. LayoutGuide:

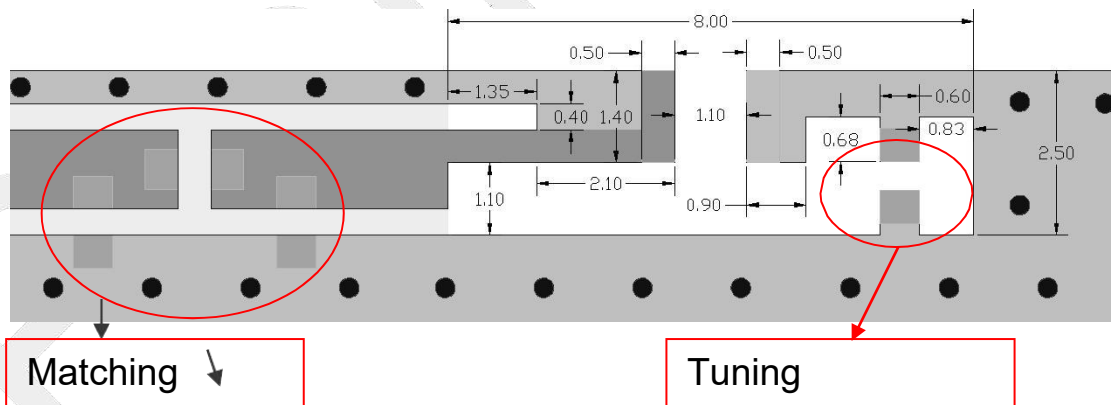
Solder Land Pattern:

Layout Dimensions in Clearance area(Size=3.0*5.0mm)



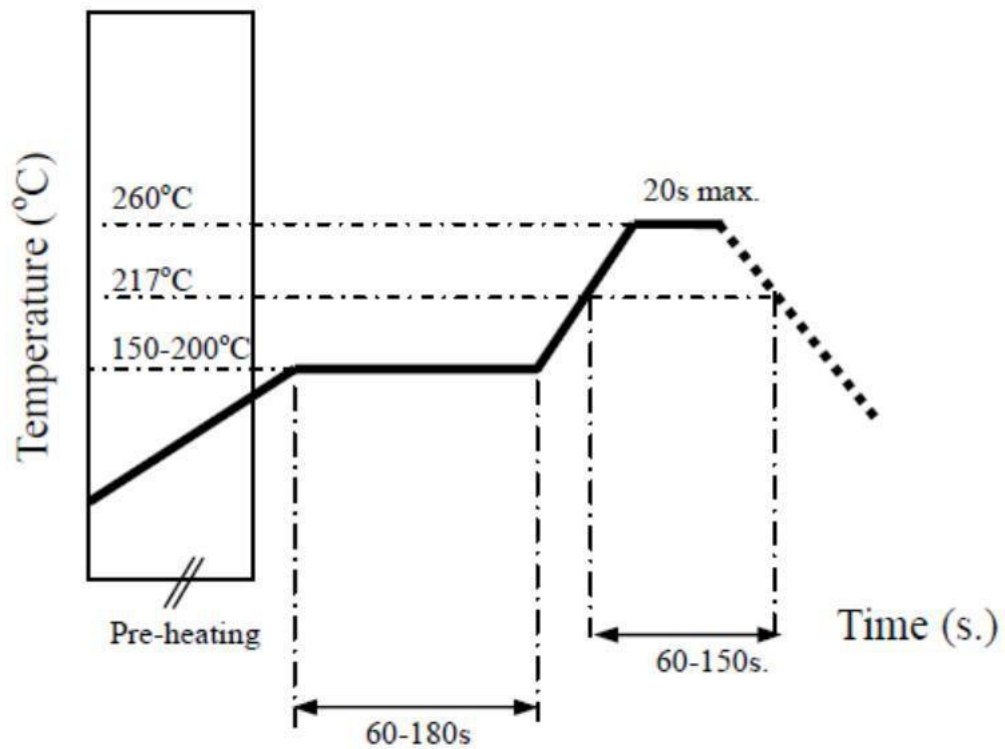
Land pattern for soldering (black marking areas) is as shown below. Matching circuit is needed for good performance, when customer's device is different.

Layout Dimensions in Clearance area(Size=8.0*2.5mm)



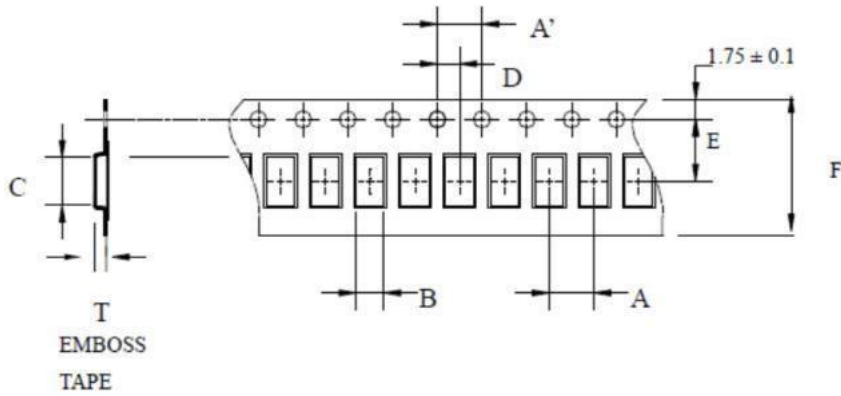
6. Soldering Conditions:

Typical Soldering Profile for Lead-free Process



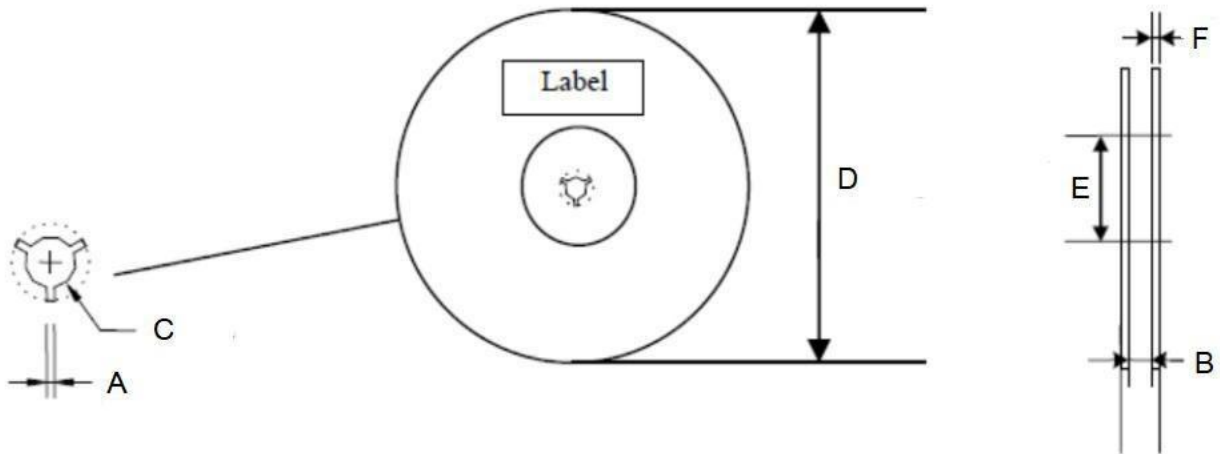
7. Taping Specifications:

Tape Dimensions (Unit: mm) & Quantity



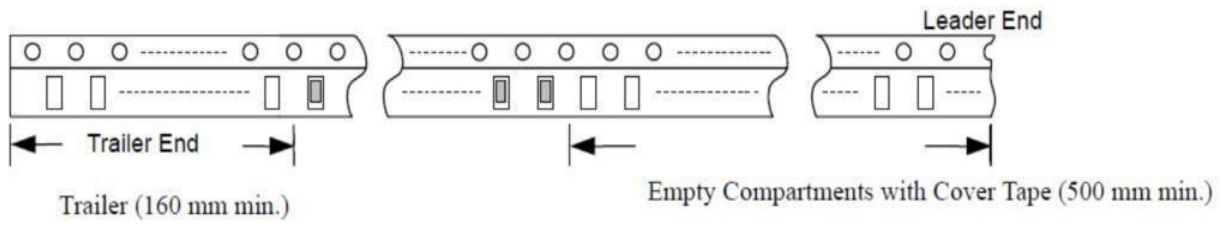
Type	A	A'	B	C	D	E	F	T	Quantity/ Reel	Type Material
SKT2012	4.0 ±0.1	4.0 ±0.1	1.95 ±0.1	3.50 ±0.1	2.0 ±0.05	3.5 ±0.1	8.0 ±0.1	0.85 ±0.1	5,000pcs	Plastic (Embossed)

Reel Dimensions (Unit: mm)



Type	A	B	C	D	E	F
SKT2012	2.3 ±0.5	17 ±0.5	13.5 ±0.5	178 ±1	75 ±3	1.4 ±0.2

Leader and Trailer Tape



Soldering Conditions:

- (1) Temperature: 5~35°C, relative humidity (RH): 45~75%.
- (2) Non-corrosive environment