

• NOTICE

Note: This equipment has been tested and found to comply with the limits for a Class B digital device, pursuant to part 15 of the FCC Rules. These limits are designed to provide reasonable protection against harmful interference in a residential installation. This equipment generates, uses and can radiate radio frequency energy and, if not installed and used in accordance with the instructions, may cause harmful interference to radio communications. However, there is no guarantee that interference will not occur in a particular installation. If this equipment does cause harmful interference to radio or television reception, which can be determined by turning the equipment off and on, the user is encouraged to try to correct the interference by one or more of the following measures:

- Reorient or relocate the receiving antenna.
- Increase the separation between the equipment and receiver.
- Connect the equipment into an outlet on a circuit different from that to which the receiver is connected.
- Consult the dealer or an experienced radio/TV technician for help.

• FCC STATEMENT

This device complies with part 15 of the FCC Rules. Operation is subject to the following two conditions:
 (1) This device may not cause harmful interference, and
 (2) this device must accept any interference received, including interference that may cause undesired operation.
 Warning: Any Changes or modifications not expressly approved by the party responsible for compliance could void the user's authority to operate the equipment.
 RF warning statement:
 The device has been evaluated to meet general RF exposure requirement. The device can be used in portable exposure condition without restriction.

• WARRANTY CARD

User information	
User Name	_____
Tel	_____
E-mail	_____
Zip code	_____
Address	_____
Repairing record	

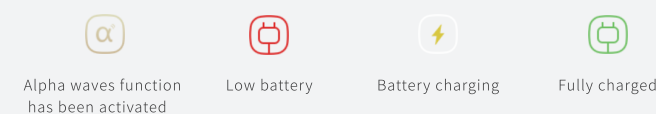
• Specifications

Product name	FitSleep α1
Material	ABS/PC
Dimension	92mmX92mmX16mm
Weight	100g
Power	Li-ion polymer battery
Capacity	2050mAh
Battery life	30 days
Communication Mode	Bluetooth 4.0

Please avoid any exposure to high temperatures and pressure.

• Home Screen Icons:

The home screen displays icons to show:



• IMPORTANT

FitSleep is not a medical device and should not be used to diagnose or treat medical conditions. Individuals with preexisting conditions should continued to be monitored normally even while using the FitSleep device.

FitSleep is not suitable for individuals who wear a cardiac pacemaker.

FitSleep is for individuals 12 years and older.

Visit www.fitsleep.net or give us a call for the latest information and updates. (Information about the query sequence number, app, technical service, consulting, complaints, etc.)

Phone: +86-4000-888-662
 Website: www.fitsleep.net
 © 2016 iFutureLab Inc. All rights reserved.

CE2200



外面

FITSLEEP α1

• User's manual

- Thanks for using FitSleep's product. For your safety, please read the User's Manual before use. This manual will walk you through installation and use of the device.
- What's in the box
 FitSleep device 1 | USB cable 1 | Reset pin*1 | User's Manual | Warranty card




Scan to download APP

• Features



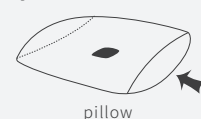
1. Reset: If your equipment malfunctions use reset pin to press this button and restart your device.
2. Power Port
3. Status lamp: Shows connection status: Blue light flashing said Bluetooth connection is running fine and green light flashing said the device is in working condition.
4. Status Switch: Turn on to see the battery life: Red is running low, yellow is moderate and green is good.



Scan to connect device

• Installation

- FitSleep is made for:
 iPhone 6S/6/5S/5/4S, HUAWEI Mate 8/ Mate 7/P9/P8/P7/Honor 7/Honor 6 Plus, SAMSUNG Galaxy S7/ Galaxy S6/ Note 5, VIVO X6S/X 6/X5/Y51A, OPPO R7, R7s, R9, MI 5/4/4c, MEIZU M2, etc.
- FitSleep APP requires iOS 8.0/ Android 4.3 and later.
- APP Downloading:
 Method 1: Scan the QR Code on the user's manual and download.
 Method 2: Search FitSleep on App Store for iPhone Users and the App markets (like GOOGLE PLAY, WANDOUJIA, 91 Assistant, Baidu Assistant, and 360 Assistant) for Android users, and download.
- Device Binding & connection:
 Method 1: Scan the QR Code of the device on the user's manual or on the device and turn on Bluetooth to bind and connect.
 Method 2: Follow the in-app instructions and search for the corresponding device to bind and connect.
- Device Placed Zone:
 Setting Position: Settle FitSleep device right under of the center of user's pillow (Face up).
- Device Activation:
 For the first time, after device connection and binding, enter "Me-Device" page, touch "Clear data", confirm and switch to homepage, wait for 20-30 seconds patiently. The device is activated successfully once there shows body-moving/off-bed/respiratory rate/heart rate.
- Equipment Use:
 1. After activation, unless you want real-time monitoring and smart alarm function, there is no need to run App or turn on Bluetooth while sleeping. FitSleep will function automatically.
 2. After one-night sleep, touch "daily" on the lower left of homepage to sync the data and get your latest report. During this process, please make sure Bluetooth connection and network connection.
 3. In the case that FitSleep device has been carried out or through transportation and you want to use it, you should enter "Me-device" page, touch "Clear data" and switch to homepage and get device activated again.



FITSLEEP α1

• WARRANTY CARD

Thank you for using FitSleep.
 In order to get the full experience, this device requires the FitSleep companion app. Please read this manual before using this product. Failure to follow the instructions could result in malfunction.

Please use the accessories provided by iFutureLab Inc. to prevent unexpected damage. Failure to follow or connecting the device to incompatible accessories will render this warranty null and void. iFutureLab Inc. takes no responsibility for damage caused by misuse.

If you disassemble the device or change the enclosure you will lose your right to free repairs. In order to constantly improve the device, the company reserves the right to improve and modify the device without prior notice. Manual and services are provided "As Is" and without warranties of any kind, whether expressed or implied, to the fullest extent permissible pursuant to applicable law.

• Exclusive Remedy

If a defect (not a damage by human error) occurs in the device within 7 days of purchasing the product, and it is returned to the company properly, we will test the product at our discretion, and to the extent permitted by law either replaced the defective part, or refund all or part of the original purchase.

If a defect (not damage from human error) occurs in the FitSleep device between 8-15 days after purchase, and you return the product to the company properly, we will test the product at our discretion, and to the extent permitted by law either replace the defective part or repair the device for free.

If a defect (not damage from human error) occurs in the FitSleep device after 15 days, but within the one-year warranty period, and you return the product to the company properly, we will test the product at our discretion, and to the extent permitted by law offer a free repair.

- If a functional defect arises, ONLY after confirming the problem following the instructions announced by iFutureLab Inc., you should return the product.
- This Limited Warranty is applicable in the United States of America.
- iFutureLab Inc. is the sole company responsible for the repair and service of FitSleep's products.

• LIMITED WARRANTY SERVICE

What is covered.

iFutureLab Inc. warrants the FitSleep α1 against defects in materials and workmanship under normal use for one year from the date of original purchase by the original purchaser. Warranties are not transferrable. Regarding accessories (e.g., battery and USB cable), the warranty term is 6 months.

What is not covered

This Limited Warranty does not apply to normal wear and tear or damage caused by any of the following:

- misuse (including failure to follow product instructions), neglect
- disassembling the device
- repair or modify the device or app without authorization
- water or liquid spills
- drops
- circuit board overheating due to placing near hot appliances, objects, or direct sunlight
- enclosure damage beyond normal wear and tear
- external causes due to exposure to thermal or environmental conditions
- modification or destruction of product ID card

Please provide original invoice and warranty card when filing any warranty.

内面