



# FCC Test Report

Equipment : MEVO PLUS  
Brand Name : LIVESTREAM  
Model No. : A20201A  
FCC ID : 2AHGTA20201A  
Standard : 47 CFR FCC Part 15.407  
Operating Band : 5150 MHz – 5250 MHz  
5725 MHz – 5850 MHz  
Applicant : Livestream, Inc.  
195 Morgan Ave. Brooklyn, NY 11237, USA  
Manufacturer : Chicony Electronics (Dong Guan ) Co.,Ltd.  
San Zhong Guan Li Qu, Qingxi Town,  
Dongguan City Guangdong 523651 China  
Function :  Outdoor;  Indoor;  Fixed P2P  
 Client

The product sample received on Aug. 08, 2017 and completely tested on Sep. 22, 2017. We, SPORTON, would like to declare that the tested sample has been evaluated in accordance with the procedures given in ANSI C63.10-2013 and shown compliance with the applicable technical standards.

The test results in this report apply exclusively to the tested model / sample. Without written approval of SPORTON INTERNATIONAL INC., the test report shall not be reproduced except in full.

  
Phoenix Chen  
SPORTON INTERNATIONAL INC.





# Table of Contents

- 1 GENERAL DESCRIPTION .....5**
- 1.1 Information.....5
- 1.2 Testing Applied Standards .....7
- 1.3 Testing Location Information .....7
- 1.4 Measurement Uncertainty .....7
- 2 TEST CONFIGURATION OF EUT.....8**
- 2.1 Test Condition .....8
- 2.2 Test Channel Mode .....9
- 2.3 The Worst Case Measurement Configuration.....10
- 2.4 Accessories .....11
- 2.5 Support Equipment.....11
- 2.6 Test Setup Diagram .....12
- 3 TRANSMITTER TEST RESULT .....14**
- 3.1 AC Power-line Conducted Emissions .....14
- 3.2 Emission Bandwidth .....15
- 3.3 Maximum Conducted Output Power .....16
- 3.4 Peak Power Spectral Density.....18
- 3.5 Unwanted Emissions.....20
- 3.6 Frequency Stability.....24
- 4 TEST EQUIPMENT AND CALIBRATION DATA .....25**

**APPENDIX A. TEST RESULTS OF AC POWER-LINE CONDUCTED EMISSIONS**

**APPENDIX B. TEST RESULTS OF EMISSION BANDWIDTH**

**APPENDIX C. TEST RESULTS OF MAXIMUM CONDUCTED OUTPUT POWER**

**APPENDIX D. TEST RESULTS OF PEAK POWER SPECTRAL DENSITY**

**APPENDIX E. TEST RESULTS OF UNWANTED EMISSIONS**

**APPENDIX F. TEST RESULTS OF FREQUENCY STABILITY**

**APPENDIX G. TEST PHOTOS**

**PHOTOGRAPHS OF EUT V02**



## Summary of Test Result

Conformance Test Specifications			
Report Clause	Ref. Std. Clause	Description	Result
1.1.2	15.203	Antenna Requirement	Complied
3.1	15.207	AC Power-line Conducted Emissions	Complied
3.2	15.407(a)	Emission Bandwidth	Complied
3.3	15.407(a)	Maximum Conducted Output Power	Complied
3.4	15.407(a)	Peak Power Spectral Density	Complied
3.5	15.407(b)	Unwanted Emissions	Complied
3.6	15.407(g)	Frequency Stability	Complied





# 1 General Description

## 1.1 Information

### 1.1.1 RF General Information

Frequency Range (MHz)	IEEE Std. 802.11	Ch. Frequency (MHz)	Channel Number
5150-5250	a, n (HT20), ac (VHT20)	5180-5240	36-48 [4]
5725-5850		5745-5825	149-165 [5]
5150-5250	n (HT40), ac (VHT40)	5190-5230	38-46 [2]
5725-5850		5755-5795	151-159 [2]
5150-5250	ac (VHT80)	5210	42 [1]
5725-5850		5775	155 [1]

Band	Mode	BWch (MHz)	Nant
5.15-5.25GHz	802.11a	20	2TX
5.725-5.85GHz	802.11a	20	2TX
5.15-5.25GHz	802.11ac VHT20	20	2TX
5.725-5.85GHz	802.11ac VHT20	20	2TX
5.15-5.25GHz	802.11ac VHT40	40	2TX
5.725-5.85GHz	802.11ac VHT40	40	2TX
5.15-5.25GHz	802.11ac VHT80	80	2TX
5.725-5.85GHz	802.11ac VHT80	80	2TX

Note:

- ♦ 11a, HT20 and HT40 use a combination of OFDM-BPSK, QPSK, 16QAM, 64QAM modulation.
- ♦ VHT20, VHT40, VHT80 use a combination of OFDM-BPSK, QPSK, 16QAM, 64QAM, 256QAM modulation.
- ♦ BWch is the nominal channel bandwidth.

### 1.1.2 Antenna Information

Ant.	Port	Brand	Model Name	Antenna Type	Connector	Gain (dBi)
1	1	-	GY196HT337-012	PIFA Antenna	I-PEX	1.16
2	2	-	GY196HT337-011	PIFA Antenna	I-PEX	1.20

Note: 1: 802.11an/ac used two antennas are for signal transmitting and receiving.(2T2R Spatial Multiplexing MIMO configuration)



1.1.3 EUT Information

Operational Condition	
EUT Power Type	From AC Adapter
Beamforming Function	<input type="checkbox"/> With beamforming <input checked="" type="checkbox"/> Without beamforming
Type of EUT	
<input checked="" type="checkbox"/>	Stand-alone
<input type="checkbox"/>	Combined (EUT where the radio part is fully integrated within another device)
	Combined Equipment - Brand Name / Model No.: ...
<input type="checkbox"/>	Plug-in radio (EUT intended for a variety of host systems)
	Host System - Brand Name / Model No.: ...
<input type="checkbox"/>	Other:

1.1.4 Mode Test Duty Cycle

Mode	DC	DCF(dB)	T(s)	VBW(Hz) ≥ 1/T
802.11a	0.93	0.315	1.429m	1k
802.11ac VHT20	0.913	0.395	1.345m	1k
802.11ac VHT40	0.843	0.742	670.313u	3k
802.11ac VHT80	0.717	1.445	325u	10k

## 1.2 Testing Applied Standards

According to the specifications of the manufacturer, the EUT must comply with the requirements of the following standards:

- ◆ 47 CFR FCC Part 15
- ◆ ANSI C63.10-2013
- ◆ KDB 789033 D02 v01r04
- ◆ KDB 644545 D03 v01
- ◆ KDB 662911 D01 v02r01

## 1.3 Testing Location Information

Testing Location		
<input checked="" type="checkbox"/>	HWA YA	ADD : No. 52, Huaya 1st Rd., Guishan Dist., Taoyuan City, Taiwan (R.O.C.) TEL : 886-3-327-3456      FAX : 886-3-327-0973
Test site Designation No. TW1190 with FCC.		
<input checked="" type="checkbox"/>	LIN KOU	ADD : No. 30-2, Dingfu Vil., Linkou Dist., New Taipei City, Taiwan (R.O.C.) TEL : 886-2-2601-1640      FAX : 886-2-2601-1695
Test site Designation No. TW1095 with FCC.		

Test Condition	Test Site No.	Test Engineer	Test Environment	Test Date
RF Conducted	TH01-HY	Ryan	24.2°C / 65%	24/Aug/2017
Radiated	03CH09-HY	Jerry	24°C / 63%	22/Sep/2017
AC Conduction	CO01-LK	Morrison	29°C / 51%	21/Aug/2017

## 1.4 Measurement Uncertainty

ISO/IEC 17025 requires that an estimate of the measurement uncertainties associated with the emissions test results be included in the report. The measurement uncertainties given below are based on a 95% confidence level (based on a coverage factor (k=2))

Test Items	Uncertainty	Remark
Conducted Emission (150kHz ~ 30MHz)	3.6 dB	Confidence levels of 95%
Radiated Emission (30MHz ~ 1,000MHz)	2.1 dB	Confidence levels of 95%
Radiated Emission (1GHz ~ 18GHz)	2.6 dB	Confidence levels of 95%
Radiated Emission (18GHz ~ 40GHz)	2.9 dB	Confidence levels of 95%
Conducted Emission	1.3 dB	Confidence levels of 95%



## 2 Test Configuration of EUT

### 2.1 Test Condition

Condition Item	Abbreviation/Remark	Remark
RF Conducted	Abbreviation	Remark
TnomVnom	Tnom	20°C
-	Vnom	120V
Freq. Stability	Abbreviation	Remark
0°C	-	-
10°C	-	-
20°C	-	-
30°C	-	-
40°C	-	-
138V	-	-
120V	-	-
102V	-	-








## 2.2 Test Channel Mode

Test Software	Putty
<b>Mode</b>	<b>Power Setting</b>
802.11a_Nss1,(6Mbps)_2TX	-
5180MHz	88
5200MHz	88
5240MHz	88
5745MHz	88
5785MHz	88
5825MHz	88
802.11ac VHT20_Nss1,(MCS0)_2TX	-
5180MHz	88
5200MHz	88
5240MHz	88
5745MHz	88
5785MHz	88
5825MHz	88
802.11ac VHT40_Nss1,(MCS0)_2TX	-
5190MHz	66
5230MHz	88
5755MHz	88
5795MHz	88
802.11ac VHT80_Nss1,(MCS0)_2TX	-
5210MHz	66
5775MHz	88

### 2.3 The Worst Case Measurement Configuration

The Worst Case Mode for Following Conformance Tests	
Tests Item	AC power-line conducted emissions
Condition	AC power-line conducted measurement for line and neutral
Operating Mode	Normal Link
1	REC, BT ON, WiFi 5GHz, adapter(USB charging)

The Worst Case Mode for Following Conformance Tests	
Tests Item	Emission Bandwidth Maximum Conducted Output Power Peak Power Spectral Density Frequency Stability
Test Condition	Conducted measurement at transmit chains

The Worst Case Mode for Following Conformance Tests			
Tests Item	Unwanted Emissions		
Test Condition	Radiated measurement If EUT consist of multiple antenna assembly (multiple antenna are used in EUT regardless of spatial multiplexing MIMO configuration), the radiated test should be performed with highest antenna gain of each antenna type.		
Operating Mode < 1GHz	CTX		
1	Adapter Mode		
Operating Mode > 1GHz	CTX		
Orthogonal Planes of EUT	X Plane	Y Plane	Z Plane
			
Worst Planes of EUT		V	



## 2.4 Accessories

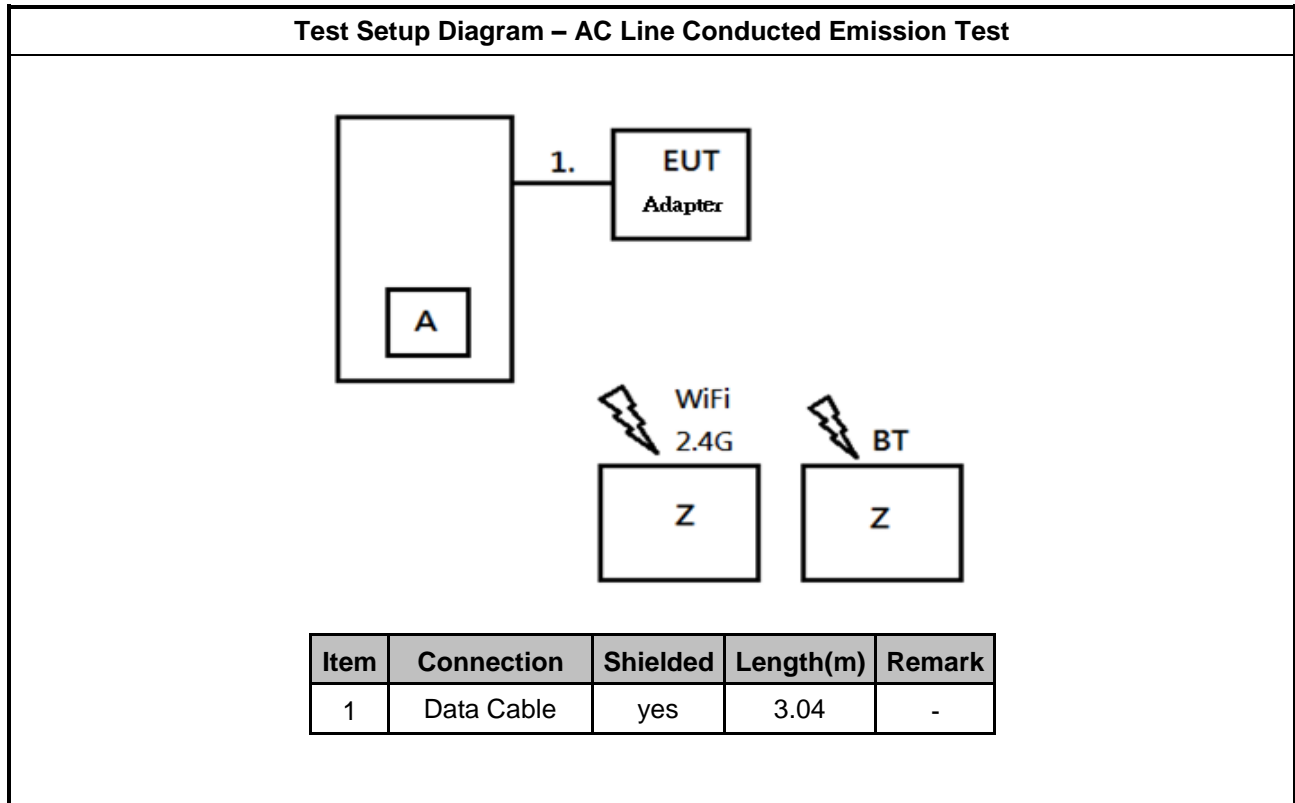
Accessories				
AC Adapter	Brand Name	I.T.E	Model Name	KSA29B0500200D5
	Power Rating	I/P: 100 - 240Vac, 0.5 A, O/P: 5.0 Vdc, 2.0 A		
Data Cable	Brand Name	Mevo		
	Signal Line	3.04 meter, shielded cable, without ferrite core		
Li-ion Battery	Brand Name	FUJI	Model Name	901935
	Power Rating	3.7V/1200mAh 4.44Wh		

## 2.5 Support Equipment

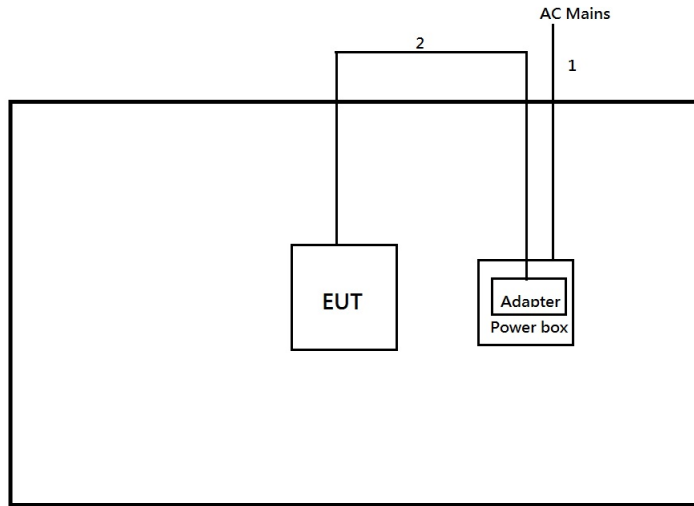
Support Equipment – RF Conducted				
No.	Equipment	Brand Name	Model Name	FCC ID
1	Notebook	DELL	E5410	DoC
2	Adapter for NB	DELL	HA65NM130	DoC
3	AC Source	G.W	APS-9102	-

Support Equipment – AC Conduction				
No.	Equipment	Brand Name	Model Name	FCC ID
A	Micro SD Card	SanDisk	8GB	DoC
Z	iPad mini (Remote Workstation)	APPLE	16GB	DoC
Z	Notebook(BT) (Remote Workstation)	DELL	Latitude E5520	DoC

## 2.6 Test Setup Diagram



**Test Setup Diagram - Radiated Test**



Item	Connection	Shielded	Length(m)	Remark
1	AC Power line	No	1.8	-
2	Data cable	yes	3.04	-



### 3.2 Emission Bandwidth

#### 3.2.1 Emission Bandwidth Limit

Emission Bandwidth Limit	
<b>UNII Devices</b>	
<input checked="" type="checkbox"/>	For the 5.15-5.25 GHz band, N/A
<input type="checkbox"/>	For the 5.25-5.35 GHz band, the maximum conducted output power shall not exceed the lesser of 250 mW or 11 dBm + 10 log B, where B is the 26 dB emission bandwidth in MHz.
<input type="checkbox"/>	For the 5.47-5.725 GHz band, the maximum conducted output power shall not exceed the lesser of 250 mW or 11 dBm + 10 log B, where B is the 26 dB emission bandwidth in MHz.
<input checked="" type="checkbox"/>	For the 5.725-5.85 GHz band, 6 dB emission bandwidth ≥ 500kHz.

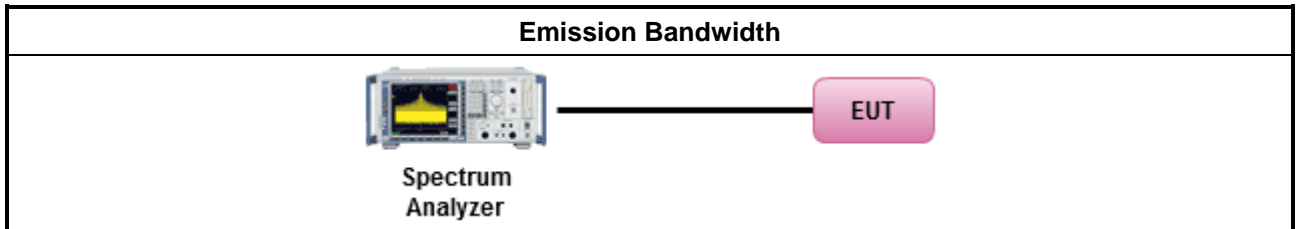
#### 3.2.2 Measuring Instruments

Refer a test equipment and calibration data table in this test report.

#### 3.2.3 Test Procedures

Test Method	
<ul style="list-style-type: none"> <li>▪ For the emission bandwidth shall be measured using one of the options below:</li> </ul>	
<input checked="" type="checkbox"/>	Refer as KDB 789033, clause C for EBW and clause D for OBW measurement.
<input type="checkbox"/>	Refer as ANSI C63.10, clause 6.9.3 for occupied bandwidth testing.
<input type="checkbox"/>	Refer as IC RSS-Gen, clause 6.6 for bandwidth testing.

#### 3.2.4 Test Setup



#### 3.2.5 Test Result of Emission Bandwidth

Refer as Appendix B



### 3.3 Maximum Conducted Output Power

#### 3.3.1 Maximum Conducted Output Power Limit

Maximum Conducted Output Power Limit	
<b>UNII Devices</b>	
<input checked="" type="checkbox"/> For the 5.15-5.25 GHz band:	
	<ul style="list-style-type: none"> <li>▪ Outdoor AP: the maximum conducted output power (<math>P_{Out}</math>) shall not exceed the lesser of 1 W. If <math>G_{TX} &gt; 6</math> dBi, then <math>P_{Out} = 30 - (G_{TX} - 6)</math>. e.i.r.p. at any elevation angle above 30 degrees <math>\leq 125mW</math> [21dBm]</li> <li>▪ Indoor AP: the maximum conducted output power (<math>P_{Out}</math>) shall not exceed the lesser of 1 W. If <math>G_{TX} &gt; 6</math> dBi, then <math>P_{Out} = 30 - (G_{TX} - 6)</math></li> <li>▪ Point-to-point AP: the maximum conducted output power (<math>P_{Out}</math>) shall not exceed the lesser of 1 W. If <math>G_{TX} &gt; 23</math> dBi, then <math>P_{Out} = 30 - (G_{TX} - 23)</math>.</li> <li>▪ Mobile or Portable Client: the maximum conducted output power (<math>P_{Out}</math>) shall not exceed the lesser of 250 mW. If <math>G_{TX} &gt; 6</math> dBi, then <math>P_{Out} = 24 - (G_{TX} - 6)</math>.</li> </ul>
<input type="checkbox"/> For the 5.25-5.35 GHz band, the maximum conducted output power ( $P_{Out}$ ) shall not exceed the lesser of 250 mW or 11 dBm + 10 log B, where B is the 26 dB emission bandwidth in MHz. If $G_{TX} > 6$ dBi, then $P_{Out} = 24 - (G_{TX} - 6)$ .	
<input type="checkbox"/> For the 5.47-5.725 GHz band, the maximum conducted output power ( $P_{Out}$ ) shall not exceed the lesser of 250 mW or 11 dBm + 10 log B, where B is the 26 dB emission bandwidth in MHz. If $G_{TX} > 6$ dBi, then $P_{Out} = 24 - (G_{TX} - 6)$ .	
<input checked="" type="checkbox"/> For the 5.725-5.85 GHz band:	
	<ul style="list-style-type: none"> <li>▪ Point-to-multipoint systems (P2M): the maximum conducted output power (<math>P_{Out}</math>) shall not exceed the lesser of 1 W. If <math>G_{TX} &gt; 6</math> dBi, then <math>P_{Out} = 30 - (G_{TX} - 6)</math>.</li> <li>▪ Point-to-point systems (P2P): the maximum conducted output power (<math>P_{Out}</math>) shall not exceed the lesser of 1 W.</li> </ul>
<p><math>P_{Out}</math> = maximum conducted output power in dBm,  <math>G_{TX}</math> = the maximum transmitting antenna directional gain in dBi.</p>	



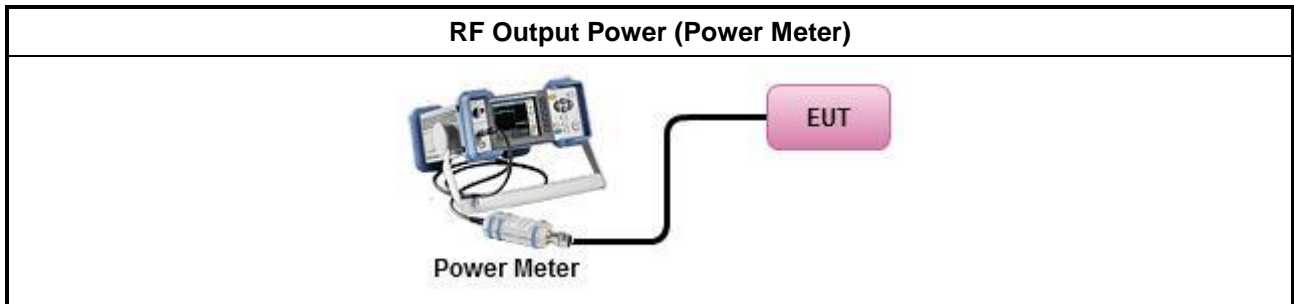
### 3.3.2 Measuring Instruments

Refer a test equipment and calibration data table in this test report.

### 3.3.3 Test Procedures

Test Method	
<ul style="list-style-type: none"> <li>Maximum Conducted Output Power</li> </ul>	
Duty cycle $\geq 98\%$	
<input type="checkbox"/>	Refer as KDB 789033, clause E Method SA-2 (spectral trace averaging).
Duty cycle $< 98\%$	
<input type="checkbox"/>	Refer as KDB 789033, clause E Method SA-2 Alt. (RMS detection with slow sweep speed)
Wideband RF power meter and average over on/off periods with duty factor	
<input checked="" type="checkbox"/>	Refer as KDB 789033, clause E Method PM (using an RF average power meter).
<ul style="list-style-type: none"> <li>For conducted measurement.</li> </ul>	
<ul style="list-style-type: none"> <li>If the EUT supports multiple transmit chains using options given below: Refer as KDB 662911, In-band power measurements. Using the measure-and-sum approach, measured all transmit ports individually. Sum the power (in linear power units e.g., mW) of all ports for each individual sample and save them.</li> </ul>	
<ul style="list-style-type: none"> <li>If multiple transmit chains, EIRP calculation could be following as methods:  <math>P_{total} = P_1 + P_2 + \dots + P_n</math>                      (calculated in linear unit [mW] and transfer to log unit [dBm])  <math>EIRP_{total} = P_{total} + DG</math> </li> </ul>	

### 3.3.4 Test Setup



### 3.3.5 Test Result of Maximum Conducted Output Power

Refer as Appendix C



### 3.4 Peak Power Spectral Density

#### 3.4.1 Peak Power Spectral Density Limit

Peak Power Spectral Density Limit	
<b>UNII Devices</b>	
<input checked="" type="checkbox"/> For the 5.15-5.25 GHz band:	
	<ul style="list-style-type: none"> <li>▪ Outdoor AP: the peak power spectral density (PPSD) shall not exceed the lesser of 17dBm/MHz. If <math>G_{TX} &gt; 6</math> dBi, then <math>P_{Out} = 17 - (G_{TX} - 6)</math>.</li> </ul>
	<ul style="list-style-type: none"> <li>▪ Indoor AP: the peak power spectral density (PPSD) shall not exceed the lesser of 17dBm/MHz. If <math>G_{TX} &gt; 6</math> dBi, then <math>P_{Out} = 17 - (G_{TX} - 6)</math>.</li> </ul>
	<ul style="list-style-type: none"> <li>▪ Point-to-point AP: the peak power spectral density (PPSD) shall not exceed the lesser of 17dBm/MHz. If <math>G_{TX} &gt; 23</math> dBi, then <math>P_{Out} = 17 - (G_{TX} - 23)</math>.</li> </ul>
	<ul style="list-style-type: none"> <li>▪ Mobile or Portable Client: the peak power spectral density (PPSD) <math>\leq 11</math> dBm/MHz. If <math>G_{TX} &gt; 6</math> dBi, then <math>PPSD = 11 - (G_{TX} - 6)</math>.</li> </ul>
<input type="checkbox"/> For the 5.25-5.35 GHz band, the peak power spectral density (PPSD) $\leq 11$ dBm/MHz. If $G_{TX} > 6$ dBi, then $PPSD = 11 - (G_{TX} - 6)$ .	
<input type="checkbox"/> For the 5.47-5.725 GHz band, the peak power spectral density (PPSD) $\leq 11$ dBm/MHz. If $G_{TX} > 6$ dBi, then $PPSD = 11 - (G_{TX} - 6)$ .	
<input checked="" type="checkbox"/> For the 5.725-5.85 GHz band:	
	<ul style="list-style-type: none"> <li>▪ Point-to-multipoint systems (P2M): the peak power spectral density (PPSD) <math>\leq 30</math> dBm/500kHz. If <math>G_{TX} &gt; 6</math> dBi, then <math>PPSD = 30 - (G_{TX} - 6)</math>.</li> </ul>
	<ul style="list-style-type: none"> <li>▪ Point-to-point systems (P2P): the peak power spectral density (PPSD) <math>\leq 30</math> dBm/500kHz.</li> </ul>
<p><b>PPSD</b> = peak power spectral density that he same method as used to determine the conducted output power shall be used to determine the power spectral density. And power spectral density in dBm/MHz  <b>G<sub>TX</sub></b> = the maximum transmitting antenna directional gain in dBi.</p>	

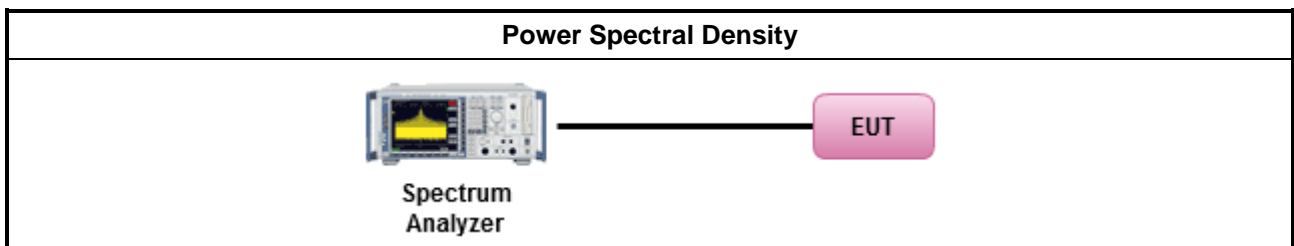
#### 3.4.2 Measuring Instruments

Refer a test equipment and calibration data table in this test report.

### 3.4.3 Test Procedures

Test Method	
<ul style="list-style-type: none"> <li>▪ Peak power spectral density procedures that the same method as used to determine the conducted output power shall be used to determine the peak power spectral density and use the peak search function on the spectrum analyzer to find the peak of the spectrum. For the peak power spectral density shall be measured using below options:</li> </ul>	
<input type="checkbox"/>	Refer as KDB 789033, F)5) power spectral density can be measured using resolution bandwidths < 1 MHz provided that the results are integrated over 1 MHz bandwidth
Duty cycle ≥ 98%	
<input type="checkbox"/>	Refer as KDB 789033, clause E Method SA-2 (spectral trace averaging).
Duty cycle < 98%	
<input checked="" type="checkbox"/>	Refer as KDB 789033, clause E Method SA-2 Alt. (RMS detection with slow sweep speed)
<ul style="list-style-type: none"> <li>▪ For conducted measurement.</li> </ul>	
<ul style="list-style-type: none"> <li>▪ If the EUT supports multiple transmit chains using options given below:           <ul style="list-style-type: none"> <li>▪ Measure and sum the spectra across the outputs. Refer as KDB 662911, In-band power spectral density (PSD). Sample all transmit ports simultaneously using a spectrum analyzer for each transmit port. Where the trace bin-by-bin of each transmit port summing can be performed. (i.e., in the first spectral bin of output 1 is summed with that in the first spectral bin of output 2 and that from the first spectral bin of output 3, and so on up to the NTX output to obtain the value for the first frequency bin of the summed spectrum.). Add up the amplitude (power) values for the different transmit chains and use this as the new data trace.</li> </ul> </li> <li>▪ If multiple transmit chains, EIRP PPSD calculation could be following as methods:  <math>PPSD_{total} = PPSD_1 + PPSD_2 + \dots + PPSD_n</math>            (calculated in linear unit [mW] and transfer to log unit [dBm])  <math>EIRP_{total} = PPSD_{total} + DG</math> </li> </ul>	

### 3.4.4 Test Setup



### 3.4.5 Test Result of Peak Power Spectral Density

Refer as Appendix D



### 3.5 Unwanted Emissions

#### 3.5.1 Transmitter Radiated Unwanted Emissions Limit

Unwanted emissions below 1 GHz and restricted band emissions above 1GHz limit			
Frequency Range (MHz)	Field Strength (uV/m)	Field Strength (dBuV/m)	Measure Distance (m)
0.009~0.490	2400/F(kHz)	48.5 - 13.8	300
0.490~1.705	24000/F(kHz)	33.8 - 23	30
1.705~30.0	30	29	30
30~88	100	40	3
88~216	150	43.5	3
216~960	200	46	3
Above 960	500	54	3

Note 1: Test distance for frequencies at or above 30 MHz, measurements may be performed at a distance other than the limit distance provided they are not performed in the near field and the emissions to be measured can be detected by the measurement equipment. When performing measurements at a distance other than that specified, the results shall be extrapolated to the specified distance using an extrapolation factor of 20 dB/decade (inverse of linear distance for field-strength measurements, inverse of linear distance-squared for power-density measurements).

Note 2: Test distance for frequencies at below 30 MHz, measurements may be performed at a distance closer than the EUT limit distance; however, an attempt should be made to avoid making measurements in the near field. When performing measurements below 30 MHz at a closer distance than the limit distance, the results shall be extrapolated to the specified distance by either making measurements at a minimum of two or more distances on at least one radial to determine the proper extrapolation factor or by using the square of an inverse linear distance extrapolation factor (40 dB/decade). The test report shall specify the extrapolation method used to determine compliance of the EUT.

Un-restricted band emissions above 1GHz Limit	
Operating Band	Limit
5.15 - 5.25 GHz	e.i.r.p. -27 dBm [68.2 dBuV/m@3m]
5.25 - 5.35 GHz	e.i.r.p. -27 dBm [68.2 dBuV/m@3m]
5.47 - 5.725 GHz	e.i.r.p. -27 dBm [68.2 dBuV/m@3m]
5.725 - 5.85 GHz	5.650-5700 GHz: e.i.r.p. -27 ~ 10 dBm [68.2 ~ 105.2 dBuV/m@3m] 5.700-5720 GHz: e.i.r.p. 10 ~ 15.6 dBm [105.2 ~ 110.8 dBuV/m@3m] 5.720-5725 GHz: e.i.r.p. 15.6 ~ 27 dBm [110.8 ~ 122.2 dBuV/m@3m] 5.850-5.855 GHz: e.i.r.p. 27 ~ 15.6 dBm [122.2 ~ 110.8 dBuV/m@3m] 5.855-5.875 GHz: e.i.r.p. 15.6 ~ 10 dBm [110.8 ~ 105.2 dBuV/m@3m] 5.875-5.925 GHz: e.i.r.p. 10 ~ -27 dBm [105.2 ~ 68.2dBuV/m@3m] Other un-restricted band: e.i.r.p. -27 dBm [68.2 dBuV/m@3m]

Note 1: Measurements may be performed at a distance other than the limit distance provided they are not performed in the near field and the emissions to be measured can be detected by the measurement equipment. When performing measurements at a distance other than that specified, the results shall be extrapolated to the specified distance using an extrapolation factor of 20 dB/decade (inverse of linear distance for field-strength measurements, inverse of linear distance-squared for power-density measurements).



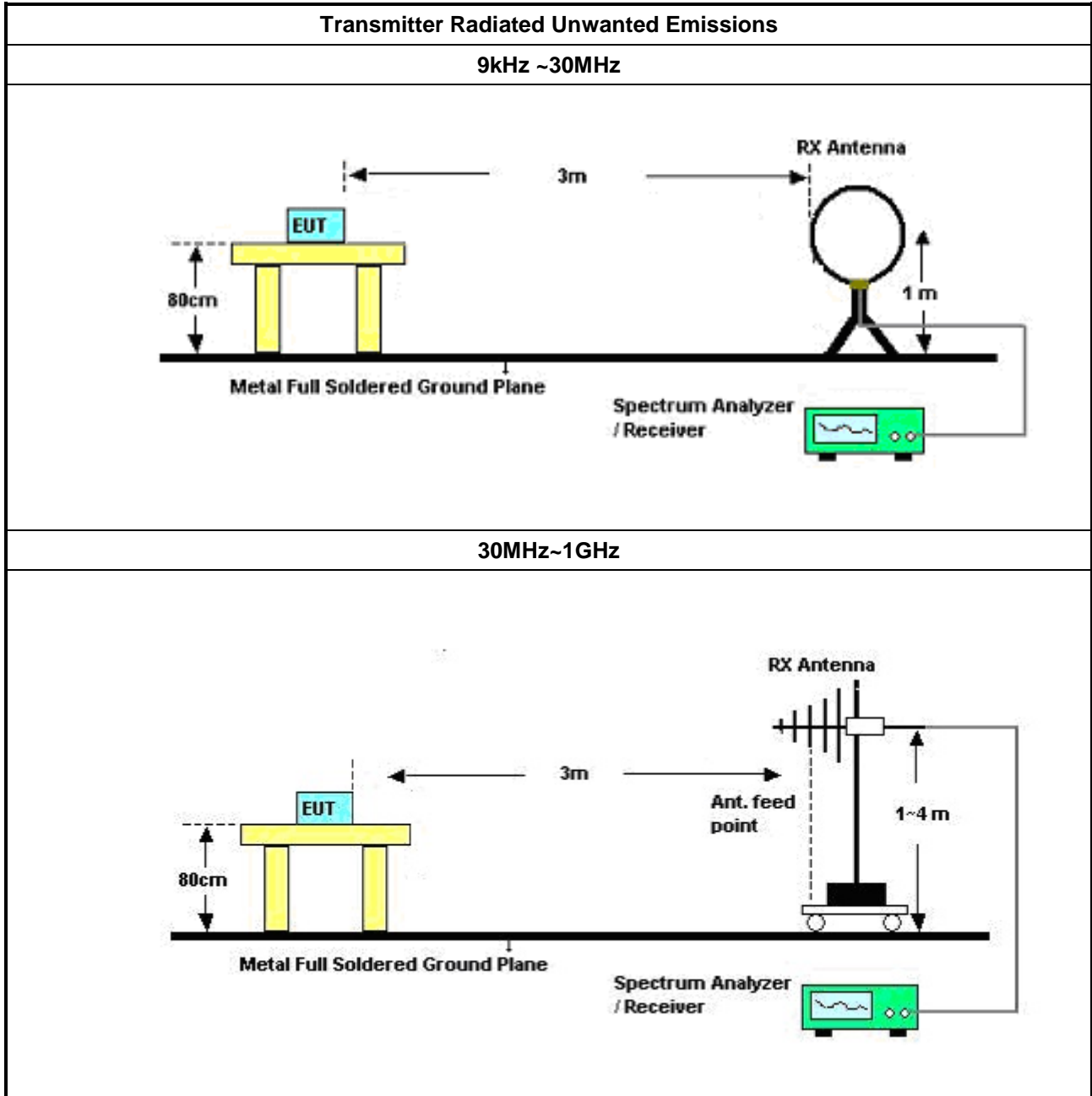
### 3.5.2 Measuring Instruments

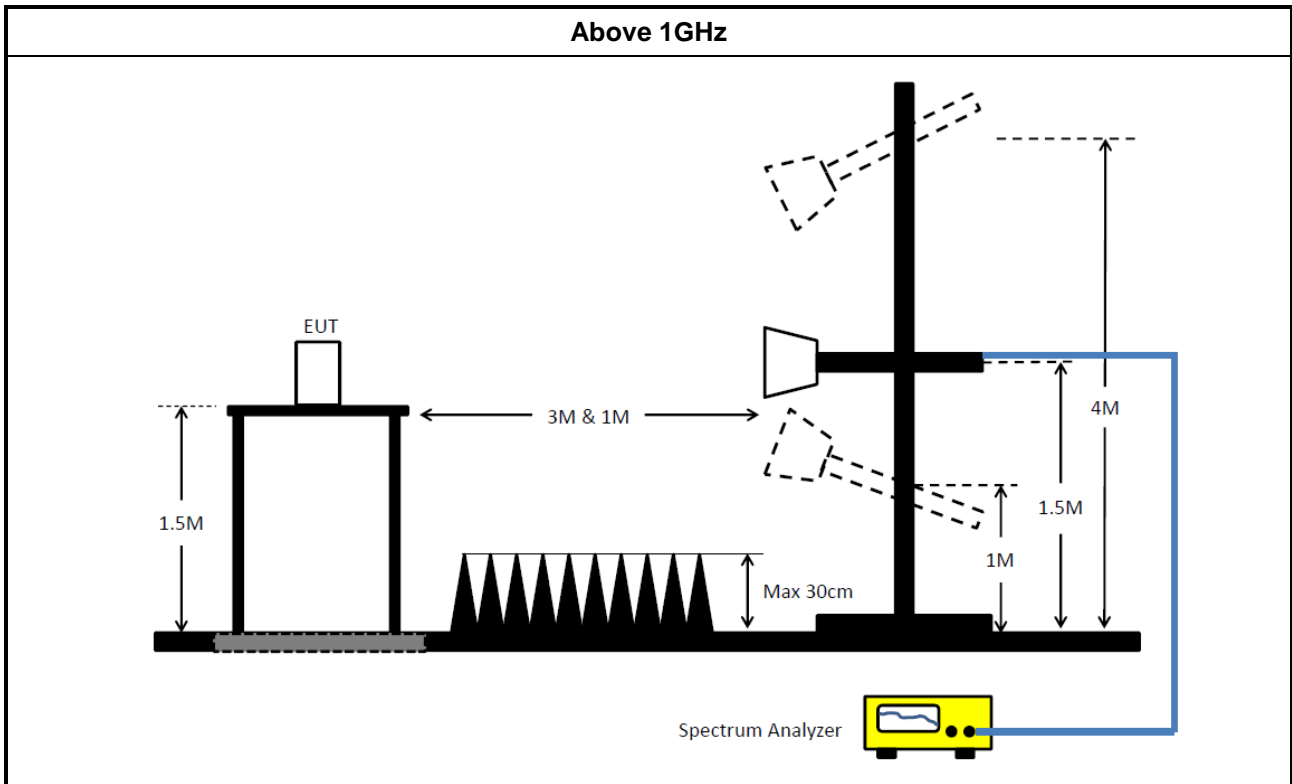
Refer a test equipment and calibration data table in this test report.

### 3.5.3 Test Procedures

Test Method	
<ul style="list-style-type: none"> <li>▪ Measurements may be performed at a distance other than the limit distance provided they are not performed in the near field and the emissions to be measured can be detected by the measurement equipment. Measurements shall not be performed at a distance greater than 30 m for frequencies above 30 MHz, unless it can be further demonstrated that measurements at a distance of 30 m or less are impractical. When performing measurements at a distance other than that specified, the results shall be extrapolated to the specified distance using an extrapolation factor of 20 dB/decade (inverse of linear distance for field-strength measurements, inverse of linear distance-squared for power-density measurements).</li> </ul>	
<ul style="list-style-type: none"> <li>▪ The average emission levels shall be measured in [duty cycle <math>\geq</math> 98 or duty factor].</li> </ul>	
<ul style="list-style-type: none"> <li>▪ For the transmitter unwanted emissions shall be measured using following options below:</li> </ul>	
	<ul style="list-style-type: none"> <li>▪ Refer as KDB 789033, clause G)2) for unwanted emissions into non-restricted bands.</li> </ul>
	<ul style="list-style-type: none"> <li>▪ Refer as KDB 789033, clause G)1) for unwanted emissions into restricted bands.</li> </ul>
<input checked="" type="checkbox"/>	Refer as KDB 789033, G)6) Method VB (ANSI C63.10, clause 4.1.4.2.3), Reduced VBW.
<input checked="" type="checkbox"/>	Refer as KDB 789033, clause G)5) (ANSI C63.10, clause 4.1.4.2.2), measurement procedure peak limit.
<ul style="list-style-type: none"> <li>▪ For radiated measurement.</li> </ul>	
	<ul style="list-style-type: none"> <li>▪ Refer as ANSI C63.10, clause 6.4 for radiated emissions below 30 MHz and test distance is 3m.</li> </ul>
	<ul style="list-style-type: none"> <li>▪ Refer as ANSI C63.10, clause 6.5 for radiated emissions 30 MHz to 1 GHz and test distance is 3m.</li> </ul>
	<ul style="list-style-type: none"> <li>▪ Refer as ANSI C63.10, clause 6.6 for radiated emissions above 1GHz.</li> </ul>
<ul style="list-style-type: none"> <li>▪ The any unwanted emissions level shall not exceed the fundamental emission level.</li> </ul>	
<ul style="list-style-type: none"> <li>▪ All amplitude of spurious emissions that are attenuated by more than 20 dB below the permissible value has no need to be reported.</li> </ul>	

3.5.4 Test Setup





### 3.5.5 Transmitter Unwanted Emissions (Below 30MHz)

The amplitude of spurious emissions which are attenuated by more than 20dB below the permissible value has no need to be reported. All amplitude of spurious emissions that are attenuated by more than 20 dB below the permissible value has no need to be reported.

### 3.5.6 Test Result of Transmitter Unwanted Emissions

Refer as Appendix E

### 3.6 Frequency Stability

#### 3.6.1 Frequency Stability Limit

Frequency Stability Limit	
<b>UNII Devices</b>	
<ul style="list-style-type: none"> <li>In-band emission is maintained within the band of operation under all conditions of normal operation as specified in the user's manual.</li> </ul>	
<b>IEEE Std. 802.11</b>	
<ul style="list-style-type: none"> <li>The transmitter center frequency tolerance shall be <math>\pm 20</math> ppm maximum for the 5 GHz band.</li> </ul>	

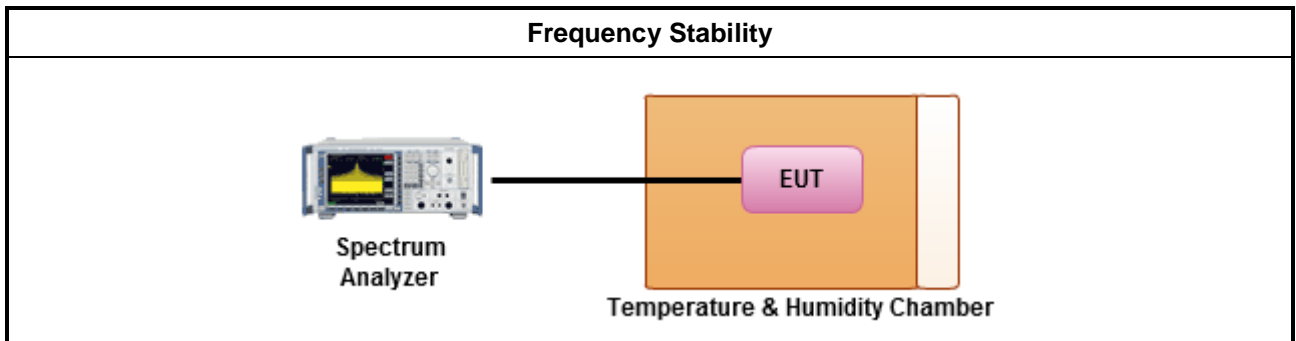
#### 3.6.2 Measuring Instruments

Refer a test equipment and calibration data table in this test report.

#### 3.6.3 Test Procedures

Test Method	
<ul style="list-style-type: none"> <li>Refer as ANSI C63.10, clause 6.8 for frequency stability tests</li> </ul>	
	<ul style="list-style-type: none"> <li>Frequency stability with respect to ambient temperature</li> </ul>
	<ul style="list-style-type: none"> <li>Frequency stability when varying supply voltage</li> </ul>

#### 3.6.4 Test Setup



#### 3.6.5 Test Result of Frequency Stability

Refer as Appendix F





## 4 Test Equipment and Calibration Data

### Instrument for AC Conduction

Instrument	Manufacturer	Model No.	Serial No.	Spec.	Calibration Date	Calibration Due Date
Test Receiver	R&S	ESR3	102051	9 KHz ~ 3.6 GHz	29/Apr/2017	28/Apr/2018
Two-Line V-Network	R&S	ENV 216	100003	9 kHz ~ 30 MHz	30/Aug/2016	29/Aug/2017
RF Cable-CON	Weiyang	WY200	CB018	9 kHz ~ 30 MHz	07/Feb/2017	06/Feb/2018
Impulsbegrenzer Pulse Limiter	R&S	ESH3-Z2	100921	10 kHz ~ 30 MHz	20/Oct/2016	19/Oct/2017

### Instrument for Radiated Test

Instrument	Manufacturer	Model No.	Serial No.	Spec.	Calibration Date	Calibration Due Date
3m Semi Anechoic Chamber	TDK	SAC-3M	03CH09-HY	30MHz ~ 1GHz	25/Apr/2017	24/Apr/2018
3m Semi Anechoic Chamber	TDK	SAC-3M	03CH09-HY	1GHz ~ 18GHz	28/Jun/2017	27/Jun/2018
Amplifier	Agilent	8449B	3008A02096	1GHz ~ 26.5GHz	25/Apr/2017	24/Apr/2018
Amplifier	EMC	EMC9135	980232	9KHz~1GHz	25/Apr/2017	24/Apr/2018
Spectrum Analyzer	KEYSIGHT	N9010A	MY54200885	10Hz ~ 44GHz	20/Jul/2017	19/Jul/2018
Bilog Antenna	TESEQ	CBL 6111D	35418	30MHz~1GHz	01/Oct/2016	30/Sep/2017
Horn Antenna	SCHWARZBECK	BBHA 9120D	BBHA9120D 1534	1GHz~18GHz	28/Apr/2017	27/Apr/2018
Horn Antenna	SCHWARZBECK	BBHA9170	BBHA9170614	18GHz ~ 40GHz	06/Feb/2017	05/Feb/2018
Amplifier	MITEQ	JS44-180040 00-33-8P	1840917	18GHz-40GHz	06/Feb/2017	05/Feb/2018
Loop Antenna	R&S	HFH2-Z2	100330	9 kHz~30 MHz	10/Nov/2016	09/Nov/2017
RF Cable-R03m	Jye Bao	RG142	CB021	9kHz ~ 1GHz	02/Feb/2017	01/Feb/2018
RF Cable-high	Jye Bao	RG142	03CH09-HY	1GHz ~ 40GHz	02/Feb/2017	01/Feb/2018
Receiver	R&S	ESU-26	100422/026	20Hz ~ 26.5GHz	21/Sep/2016	20/Sep/2017



Instrument for Conducted Test

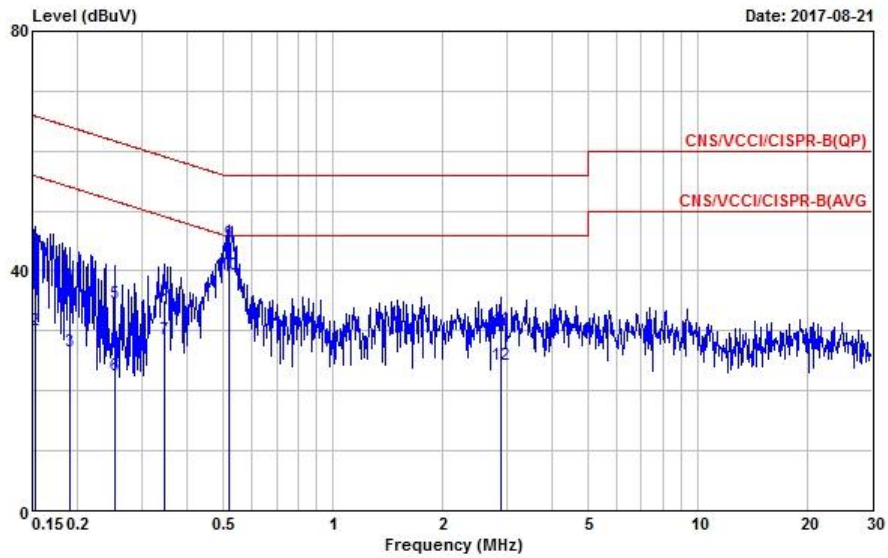
Instrument	Manufacturer	Model No.	Serial No.	Spec.	Calibration Date	Calibration Due Date
Spectrum Analyzer	R&S	FSV 40	101500	9kHz~40GHz	28/Jun/2017	27/Jun/2018
Power Sensor	Anritsu	MA2411B	1339407	300MHz ~ 40GHz	27/Oct/2016	26/Oct/2017
Power Meter	Anritsu	ML2495A	1517010	300MHz ~ 40GHz	27/Oct/2016	26/Oct/2017
Signal Generator	R&S	SMR40	100116	10MHz ~ 40GHz	27/Jun/2017	26/Jun/2018
Temp. and Humidity Chamber	Giant Force	GTH-225-20-SP-SD	MAA1311-008	-40 ~ 100°C	10/May/2017	09/May/2018
RF Cable-0.2m	HUBER+SUHNER	SUCOFLEX_104	MY10710/4	30MHz ~ 26.5GHz	02/Oct/2016	01/Oct/2017
RF Cable-0.2m	HUBER+SUHNER	SUCOFLEX_104	MY10709/4	30MHz ~ 26.5GHz	02/Oct/2016	01/Oct/2017
RF Cable-0.5m	HUBER+SUHNER	SUCOFLEX_104	MY10713/4	30MHz ~ 26.5GHz	02/Oct/2016	01/Oct/2017
RF Cable-1.5m	HUBER+SUHNER	SUCOFLEX_104	MY12582/4	30MHz ~ 26.5GHz	02/Oct/2016	01/Oct/2017





**AC Power-line Conducted Emissions Result**

<b>Operating Mode</b>	1	<b>Power Phase</b>	Line
<b>Operating Function</b>	REC , BT ON , WiFi 5GHz , adapter(usb charging)		



	Freq	Level	Over Limit	Limit Line	Read Level	LISN Factor	Cable Loss	Remark
	MHz	dBuV	dB	dBuV	dBuV	dB	dB	
1	0.153	40.75	-25.09	65.84	31.02	9.70	0.03	QP
2	0.153	30.22	-25.62	55.84	20.49	9.70	0.03	Average
3	0.190	26.69	-27.35	54.04	16.97	9.69	0.03	Average
4	0.190	37.33	-26.71	64.04	27.61	9.69	0.03	QP
5	0.252	34.54	-27.15	61.69	24.80	9.71	0.03	QP
6	0.252	22.55	-29.14	51.69	12.81	9.71	0.03	Average
7	0.346	28.68	-20.38	49.06	18.91	9.73	0.04	Average
8	0.346	35.05	-24.01	59.06	25.28	9.73	0.04	QP
9	0.518	44.52	-11.48	56.00	34.75	9.73	0.04	QP
10 @	0.518	39.36	-6.64	46.00	29.59	9.73	0.04	Average
11	2.900	30.46	-25.54	56.00	20.62	9.67	0.17	QP
12	2.900	24.43	-21.57	46.00	14.59	9.67	0.17	Average

Note 1: ">20dB" means emission levels that exceed the level of 20 dB below the applicable limit.  
 Note 2: "N/F" means Nothing Found emissions (No emissions were detected.)



**Summary**

Mode	Max-N dB (Hz)	Max-OBW (Hz)	ITU-Code	Min-N dB (Hz)	Min-OBW (Hz)
802.11a_Nss1,(6Mbps)_2TX	-	-	-	-	-
5.15-5.25GHz	41.3M	19.915M	19M9D1D	24.325M	16.692M
5.725-5.85GHz	16.325M	18.841M	18M8D1D	16.075M	16.742M
802.11ac VHT20_Nss1,(MCS0)_2TX	-	-	-	-	-
5.15-5.25GHz	45.725M	20.815M	20M8D1D	32.85M	17.616M
5.725-5.85GHz	17.55M	17.916M	17M9D1D	17.35M	17.816M
802.11ac VHT40_Nss1,(MCS0)_2TX	-	-	-	-	-
5.15-5.25GHz	98.6M	37.131M	37M1D1D	40.05M	36.282M
5.725-5.85GHz	36M	36.432M	36M4D1D	35.6M	36.282M
802.11ac VHT80_Nss1,(MCS0)_2TX	-	-	-	-	-
5.15-5.25GHz	82.3M	75.762M	75M8D1D	81.8M	75.662M
5.725-5.85GHz	75.7M	75.962M	76M0D1D	75.4M	75.762M

**Max-N dB** = Maximum 6dB down bandwidth for 5.725-5.85GHz band / Maximum 26dB down bandwidth for other band;

**Max-OBW** = Maximum 99% occupied bandwidth;

**Min-N dB** = Minimum 6dB down bandwidth for 5.725-5.85GHz band / Maximum 26dB down bandwidth for other band;

**Min-OBW** = Minimum 99% occupied bandwidth;

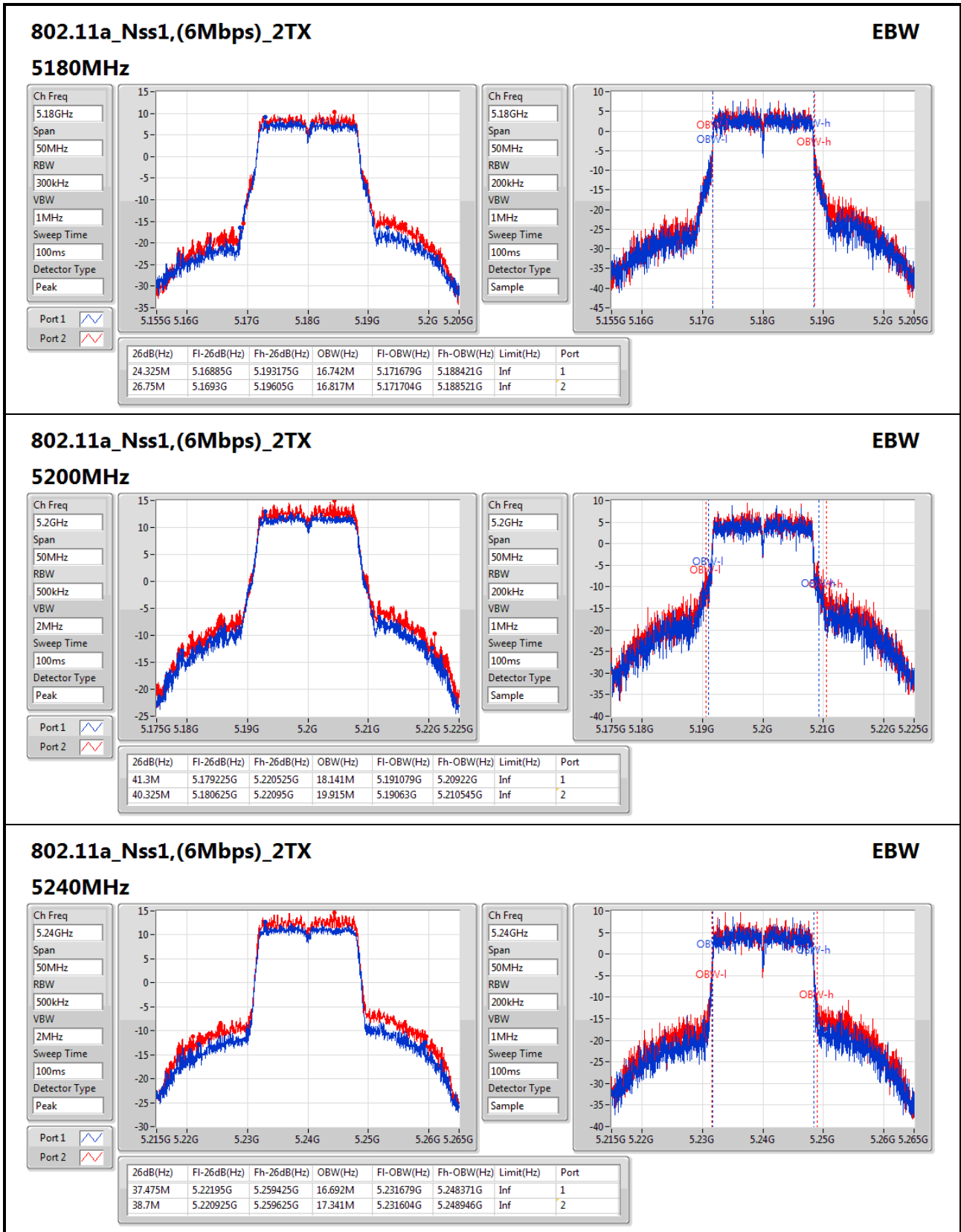


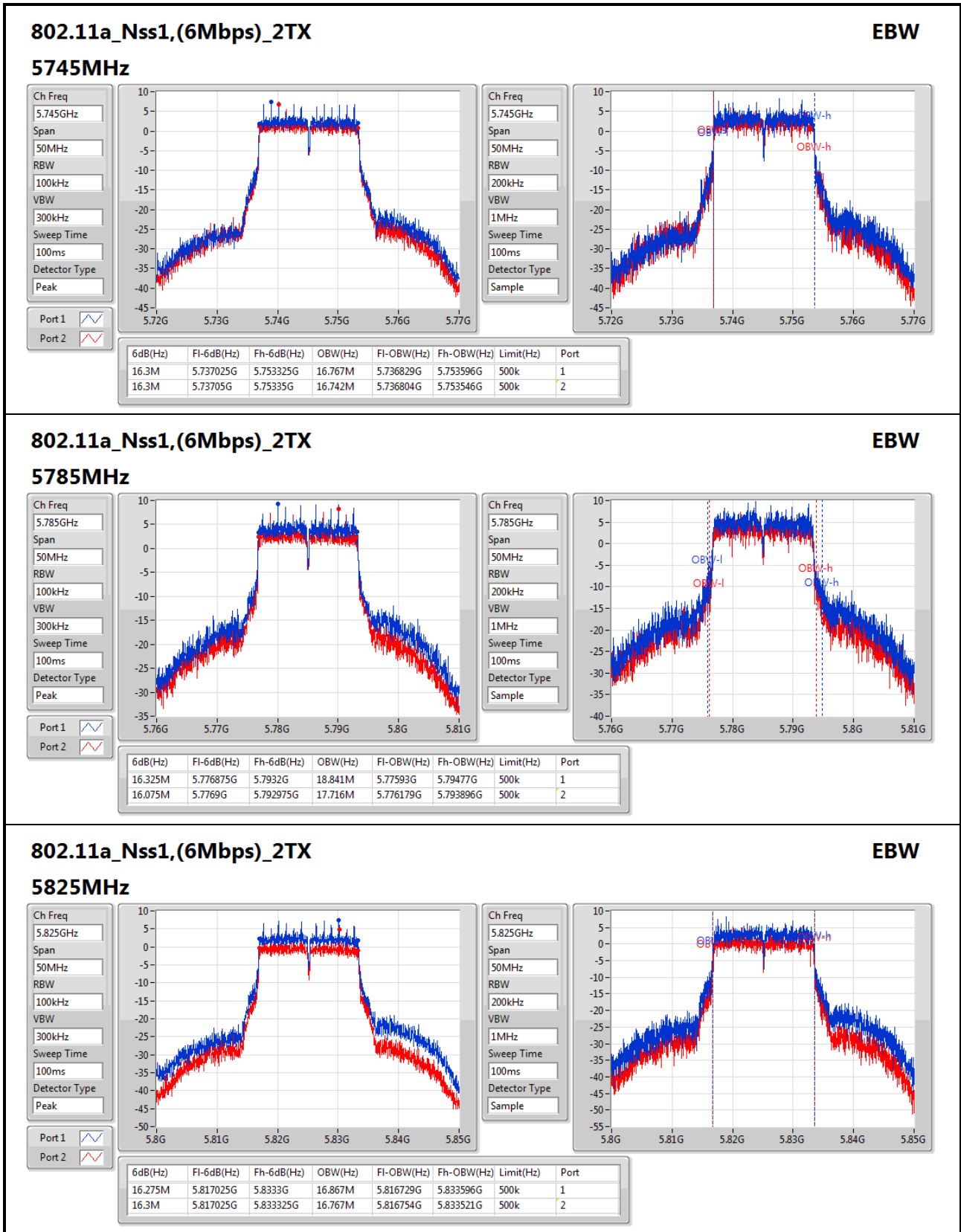
**Result**

Mode	Result	Limit (Hz)	Port 1-N dB (Hz)	Port 1-OBW (Hz)	Port 2-N dB (Hz)	Port 2-OBW (Hz)
802.11a_Nss1,(6Mbps)_2TX	-	-	-	-	-	-
5180MHz	Pass	Inf	24.325M	16.742M	26.75M	16.817M
5200MHz	Pass	Inf	41.3M	18.141M	40.325M	19.915M
5240MHz	Pass	Inf	37.475M	16.692M	38.7M	17.341M
5745MHz	Pass	500k	16.3M	16.767M	16.3M	16.742M
5785MHz	Pass	500k	16.325M	18.841M	16.075M	17.716M
5825MHz	Pass	500k	16.275M	16.867M	16.3M	16.767M
802.11ac VHT20_Nss1,(MCS0)_2TX	-	-	-	-	-	-
5180MHz	Pass	Inf	45.725M	18.991M	44.075M	20.815M
5200MHz	Pass	Inf	32.85M	17.966M	39.65M	18.566M
5240MHz	Pass	Inf	40.75M	17.616M	42.375M	17.941M
5745MHz	Pass	500k	17.525M	17.916M	17.525M	17.891M
5785MHz	Pass	500k	17.55M	17.866M	17.55M	17.841M
5825MHz	Pass	500k	17.35M	17.866M	17.525M	17.816M
802.11ac VHT40_Nss1,(MCS0)_2TX	-	-	-	-	-	-
5190MHz	Pass	Inf	40.65M	36.282M	40.05M	36.332M
5230MHz	Pass	Inf	80.65M	36.482M	98.6M	37.131M
5755MHz	Pass	500k	36M	36.432M	35.6M	36.432M
5795MHz	Pass	500k	35.9M	36.382M	36M	36.282M
802.11ac VHT80_Nss1,(MCS0)_2TX	-	-	-	-	-	-
5210MHz	Pass	Inf	82.3M	75.762M	81.8M	75.662M
5775MHz	Pass	500k	75.4M	75.962M	75.7M	75.762M

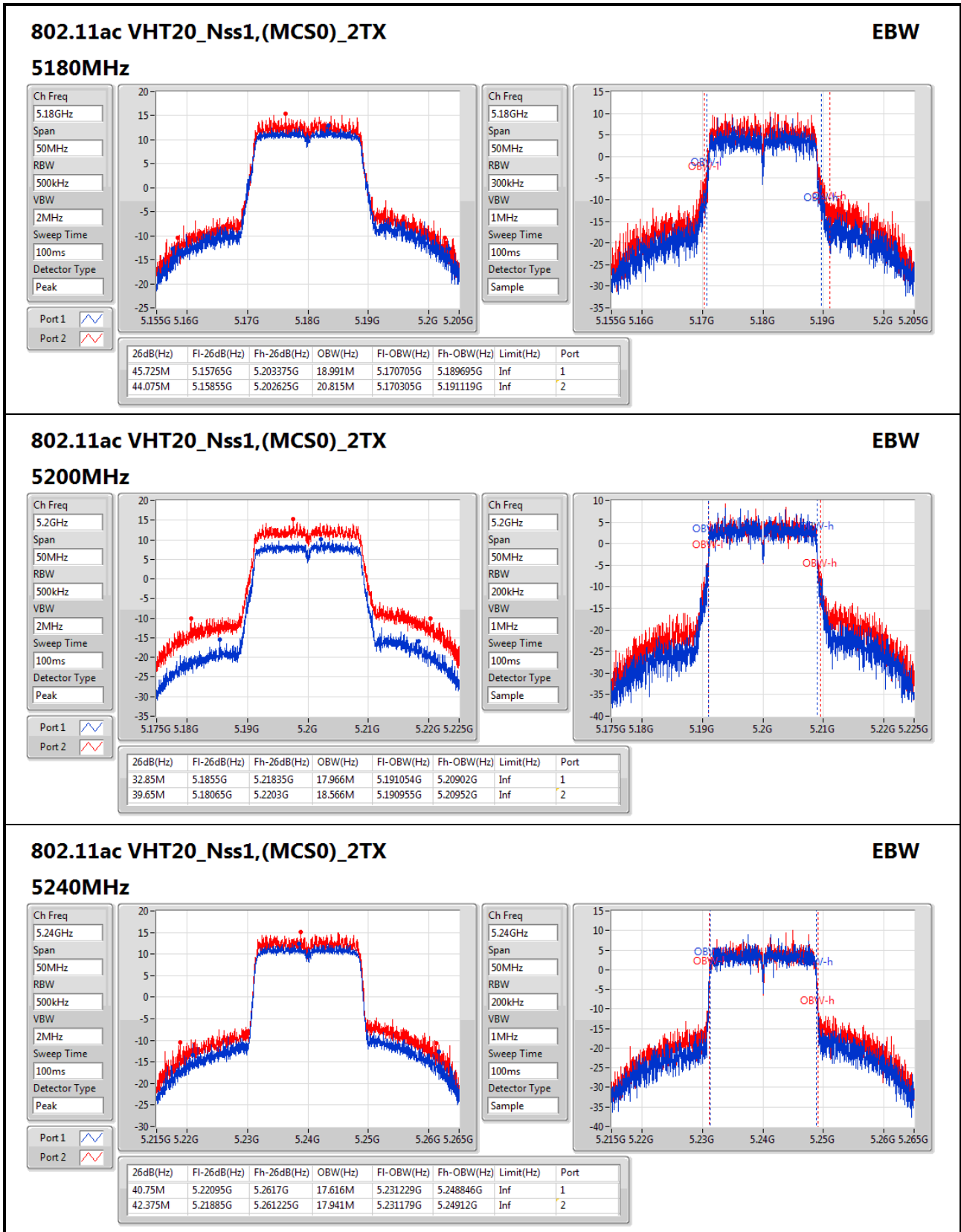
**Port X-N dB** = Port X 6dB down bandwidth for 5.725-5.85GHz band / 26dB down bandwidth for other band

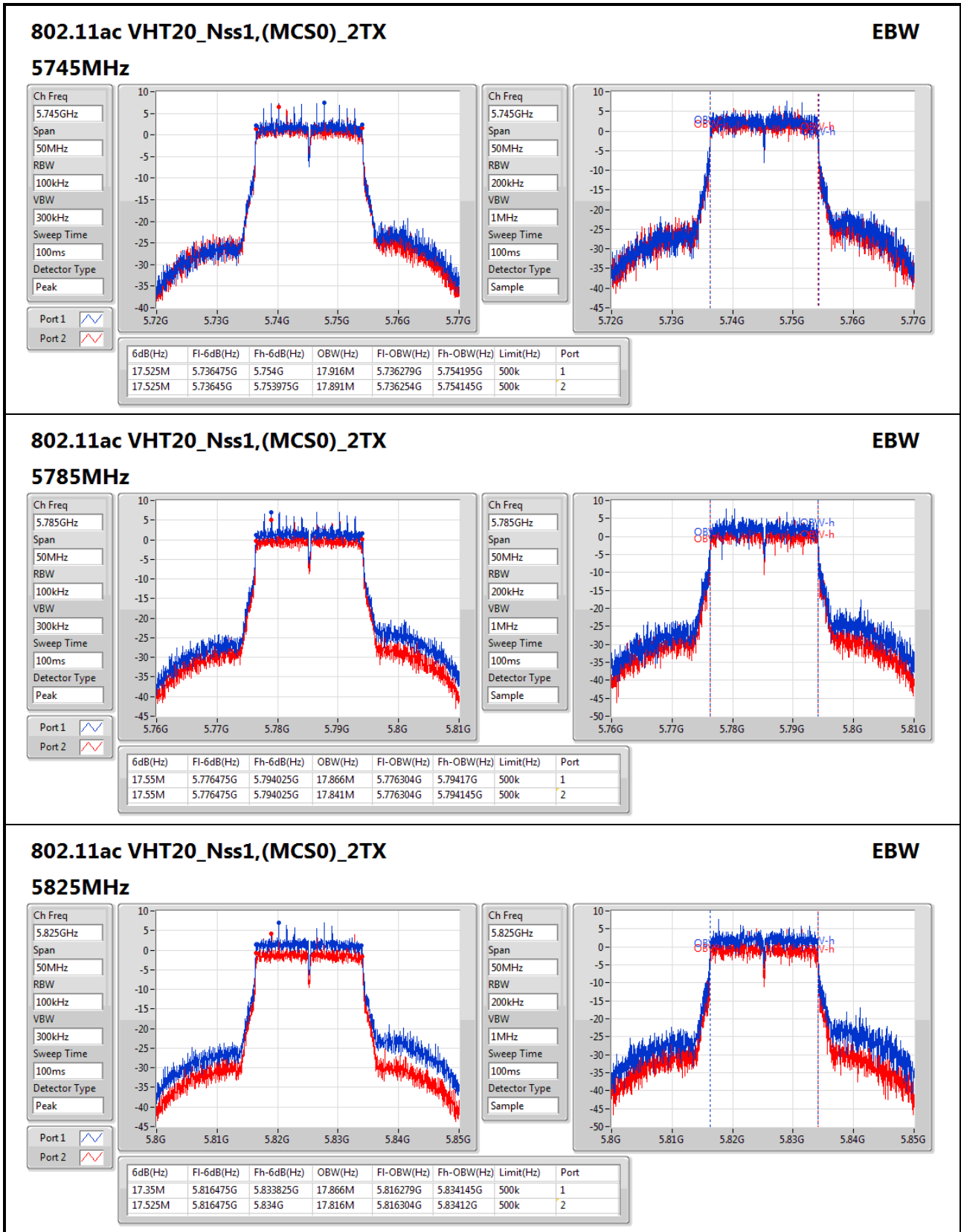
**Port X-OBW** = Port X 99% occupied bandwidth;

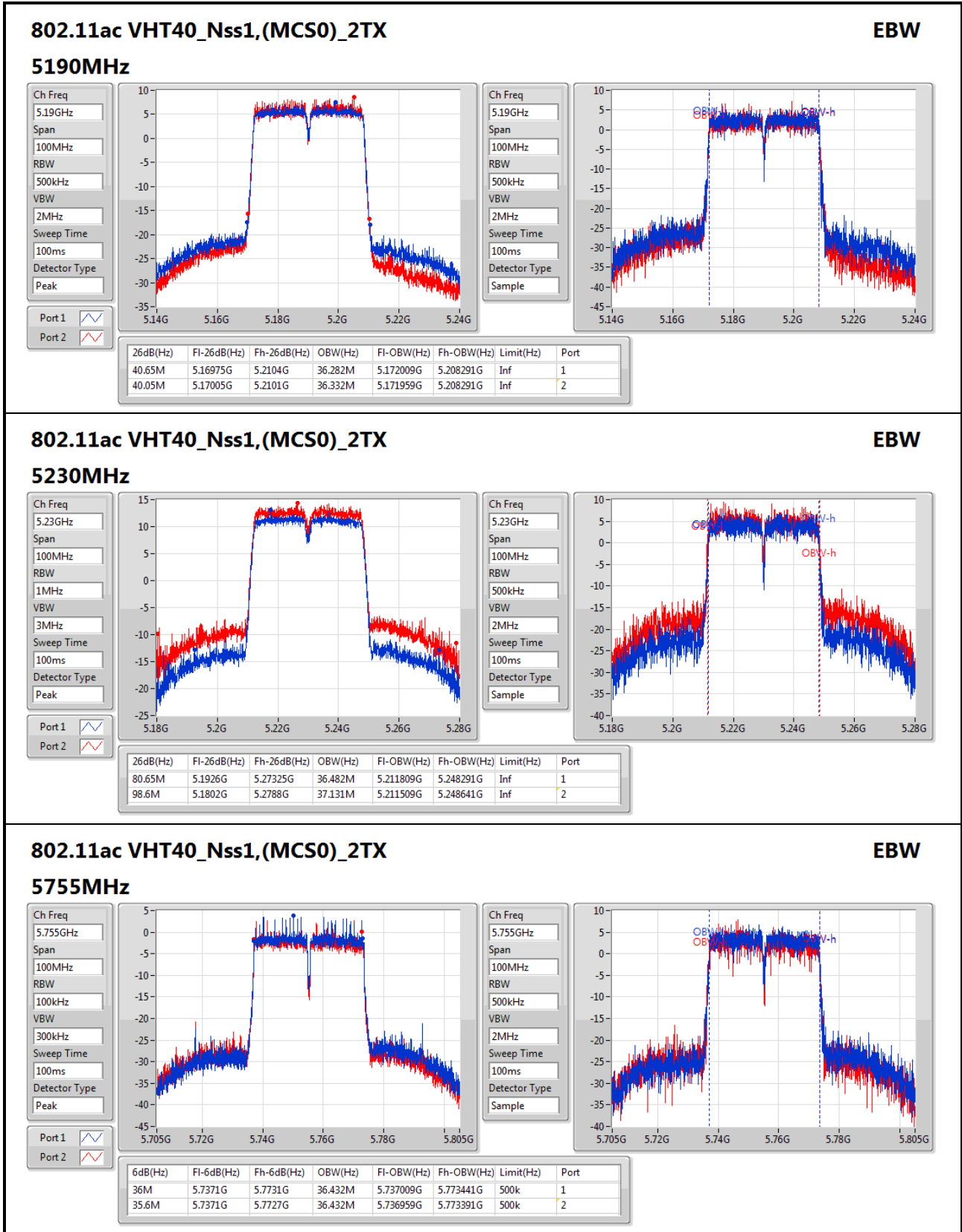


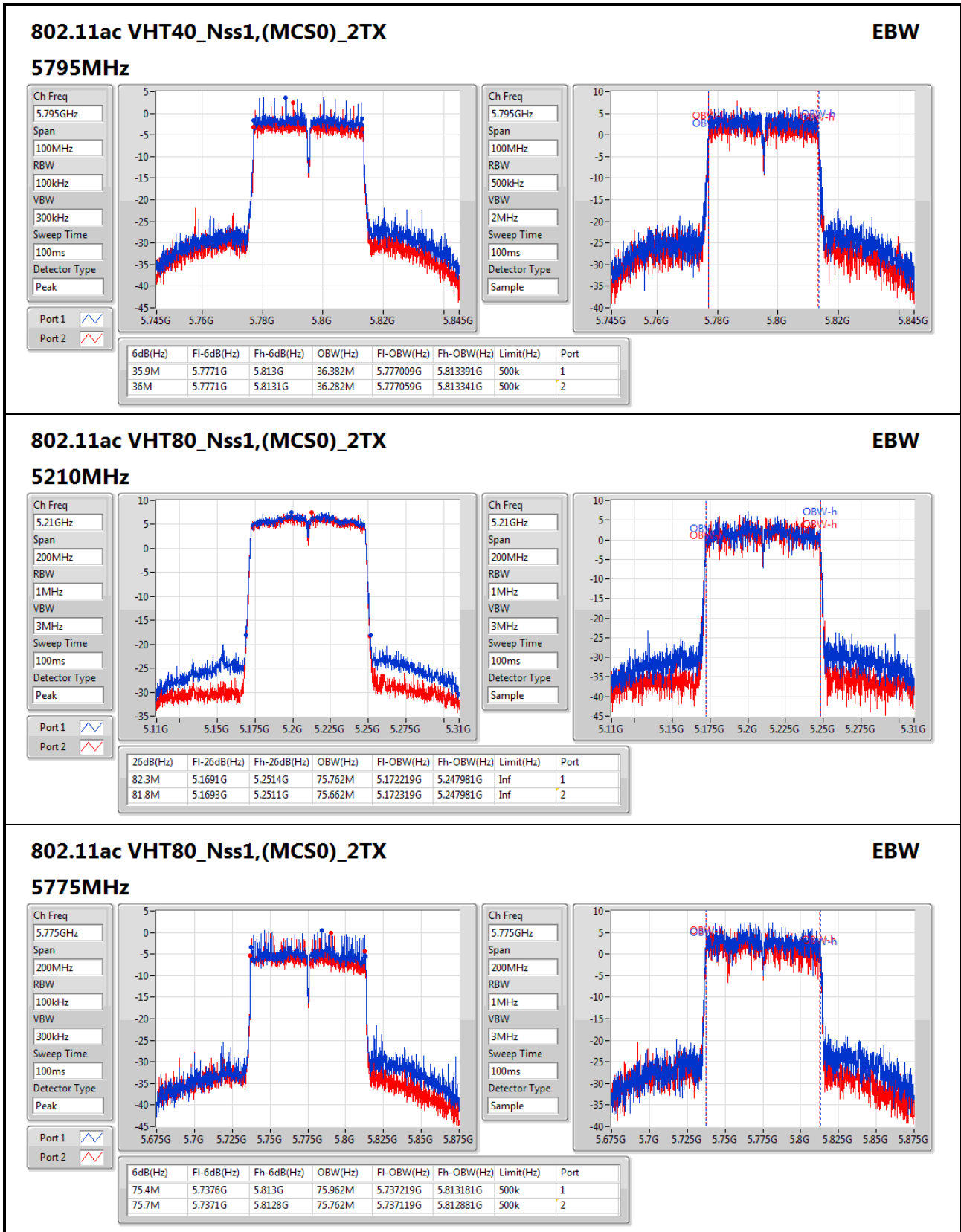














Summary

Mode	Total Power (dBm)	Total Power (W)	EIRP (dBm)	EIRP (W)
802.11a_Nss1,(6Mbps)_2TX	-	-	-	-
5.15-5.25GHz	22.56	0.18030	23.76	0.23768
5.725-5.85GHz	22.07	0.16106	23.27	0.21232
802.11ac VHT20_Nss1,(MCS0)_2TX	-	-	-	-
5.15-5.25GHz	22.36	0.17219	23.56	0.22699
5.725-5.85GHz	20.98	0.12531	22.18	0.16520
802.11ac VHT40_Nss1,(MCS0)_2TX	-	-	-	-
5.15-5.25GHz	21.50	0.14125	22.70	0.18621
5.725-5.85GHz	21.12	0.12942	22.32	0.17061
802.11ac VHT80_Nss1,(MCS0)_2TX	-	-	-	-
5.15-5.25GHz	19.01	0.07962	20.21	0.10495
5.725-5.85GHz	19.60	0.09120	20.80	0.12023



**Result**

Mode	Result	DG (dBi)	Port 1 (dBm)	Port 2 (dBm)	Total Power (dBm)	Power Limit (dBm)	EIRP (dBm)	EIRP Limit (dBm)
802.11a_Nss1,(6Mbps)_2TX	-	-	-	-	-	-	-	-
5180MHz	Pass	1.20	18.96	19.61	22.30	23.98	23.50	Inf
5200MHz	Pass	1.20	19.24	19.83	22.56	23.98	23.76	Inf
5240MHz	Pass	1.20	18.81	19.63	22.25	23.98	23.45	Inf
5745MHz	Pass	1.20	18.27	17.30	20.82	30.00	22.02	36.00
5785MHz	Pass	1.20	19.68	18.34	22.07	30.00	23.27	36.00
5825MHz	Pass	1.20	19.51	16.64	21.32	30.00	22.52	36.00
802.11ac VHT20_Nss1,(MCS0)_2TX	-	-	-	-	-	-	-	-
5180MHz	Pass	1.20	18.98	19.69	22.36	23.98	23.56	Inf
5200MHz	Pass	1.20	18.49	19.20	21.87	23.98	23.07	Inf
5240MHz	Pass	1.20	18.67	19.44	22.08	23.98	23.28	Inf
5745MHz	Pass	1.20	17.95	17.08	20.55	30.00	21.75	36.00
5785MHz	Pass	1.20	18.52	16.84	20.77	30.00	21.97	36.00
5825MHz	Pass	1.20	19.20	16.26	20.98	30.00	22.18	36.00
802.11ac VHT40_Nss1,(MCS0)_2TX	-	-	-	-	-	-	-	-
5190MHz	Pass	1.20	16.95	16.38	19.68	23.98	20.88	Inf
5230MHz	Pass	1.20	17.90	19.00	21.50	23.98	22.70	Inf
5755MHz	Pass	1.20	17.37	16.74	20.08	30.00	21.28	36.00
5795MHz	Pass	1.20	18.96	17.05	21.12	30.00	22.32	36.00
802.11ac VHT80_Nss1,(MCS0)_2TX	-	-	-	-	-	-	-	-
5210MHz	Pass	1.20	16.32	15.66	19.01	23.98	20.21	Inf
5775MHz	Pass	1.20	17.32	15.71	19.60	30.00	20.80	36.00

**DG** = Directional Gain; **Port X** = Port X output power



Summary

Mode	PD (dBm/RBW)	EIRP PD (dBm/RBW)
802.11a_Nss1,(6Mbps)_2TX	-	-
5.15-5.25GHz	9.48	13.67
5.725-5.85GHz	7.22	11.41
802.11ac VHT20_Nss1,(MCS0)_2TX	-	-
5.15-5.25GHz	9.09	13.28
5.725-5.85GHz	5.91	10.10
802.11ac VHT40_Nss1,(MCS0)_2TX	-	-
5.15-5.25GHz	5.72	9.91
5.725-5.85GHz	3.34	7.53
802.11ac VHT80_Nss1,(MCS0)_2TX	-	-
5.15-5.25GHz	1.02	5.21
5.725-5.85GHz	-0.20	3.99

RBW = 500kHz for 5.725-5.85GHz band / 1MHz for other band;



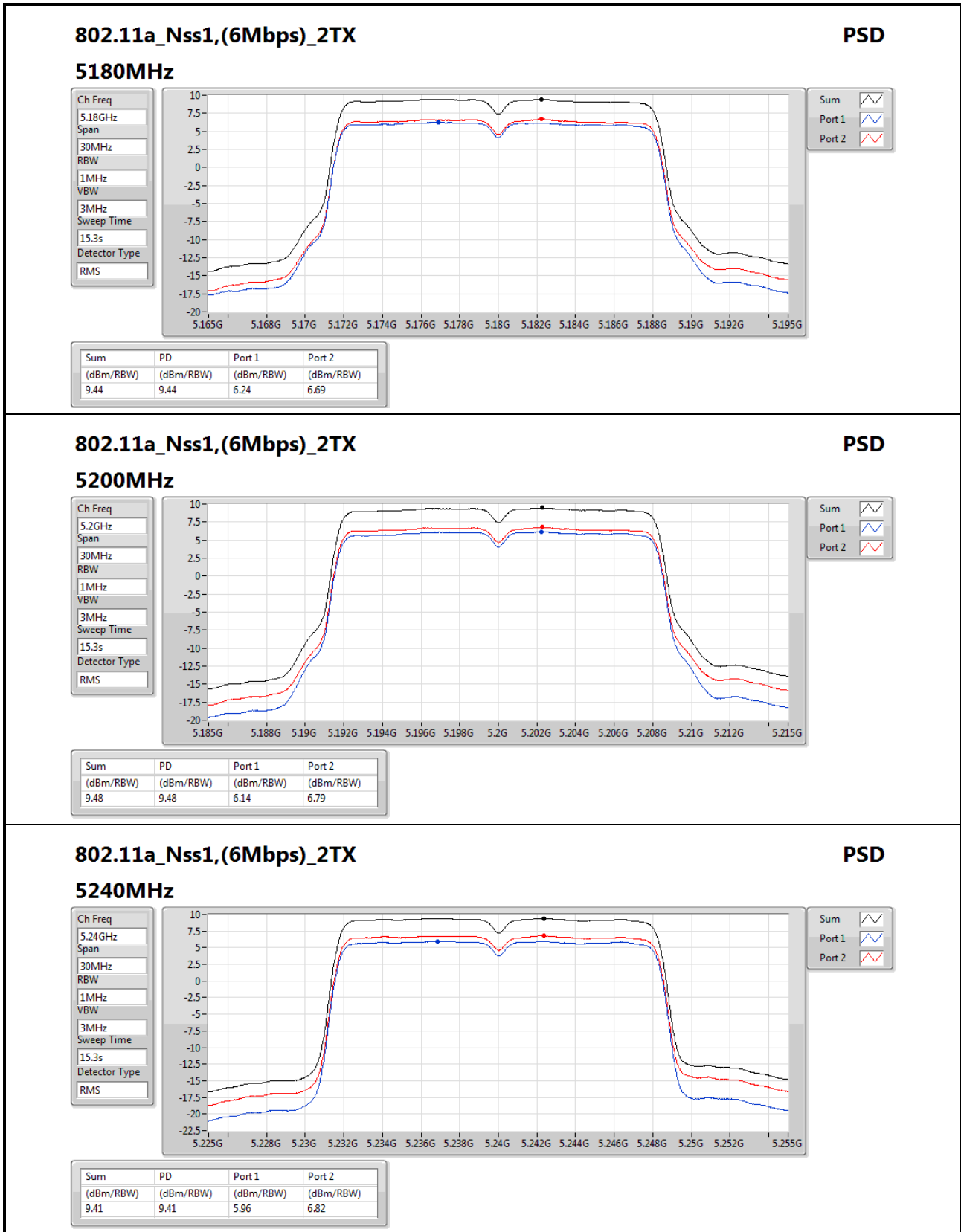
Result

Mode	Result	DG (dBi)	Port 1 (dBm/RBW)	Port 2 (dBm/RBW)	PD (dBm/RBW)	PD Limit (dBm/RBW)	EIRP PD (dBm/RBW)	EIRP PD Limit (dBm/RBW)
802.11a_Nss1,(6Mbps)_2TX	-	-	-	-	-	-	-	-
5180MHz	Pass	4.19	6.24	6.69	9.44	11.00	13.63	Inf
5200MHz	Pass	4.19	6.14	6.79	9.48	11.00	13.67	Inf
5240MHz	Pass	4.19	5.96	6.82	9.41	11.00	13.60	Inf
5745MHz	Pass	4.19	3.74	2.82	6.25	30.00	10.44	Inf
5785MHz	Pass	4.19	4.95	3.44	7.22	30.00	11.41	Inf
5825MHz	Pass	4.19	4.88	1.60	6.50	30.00	10.69	Inf
802.11ac VHT20_Nss1,(MCS0)_2TX	-	-	-	-	-	-	-	-
5180MHz	Pass	4.19	5.52	6.19	8.86	11.00	13.05	Inf
5200MHz	Pass	4.19	5.26	5.94	8.61	11.00	12.80	Inf
5240MHz	Pass	4.19	5.68	6.46	9.09	11.00	13.28	Inf
5745MHz	Pass	4.19	3.25	2.38	5.81	30.00	10.00	Inf
5785MHz	Pass	4.19	3.02	1.15	5.18	30.00	9.37	Inf
5825MHz	Pass	4.19	4.20	1.12	5.91	30.00	10.10	Inf
802.11ac VHT40_Nss1,(MCS0)_2TX	-	-	-	-	-	-	-	-
5190MHz	Pass	4.19	1.48	0.95	4.20	11.00	8.39	Inf
5230MHz	Pass	4.19	2.13	3.26	5.72	11.00	9.91	Inf
5755MHz	Pass	4.19	0.05	-0.51	2.78	30.00	6.97	Inf
5795MHz	Pass	4.19	1.23	-0.62	3.34	30.00	7.53	Inf
802.11ac VHT80_Nss1,(MCS0)_2TX	-	-	-	-	-	-	-	-
5210MHz	Pass	4.19	-1.72	-2.28	1.02	11.00	5.21	Inf
5775MHz	Pass	4.19	-2.47	-3.77	-0.20	30.00	3.99	Inf

DG = Directional Gain; RBW = 500kHz for 5.725-5.85GHz band / 1MHz for other band;

PD = trace bin-by-bin of each transmits port summing can be performed maximum power density; Port X = Port Xpower density;





### 802.11a\_Nss1,(6Mbps)\_2TX

#### 5240MHz

**PSD**

Ch Freq  
5.24GHz

Span  
30MHz

RBW  
1MHz

VBW  
3MHz

Sweep Time  
15.3s

Detector Type  
RMS

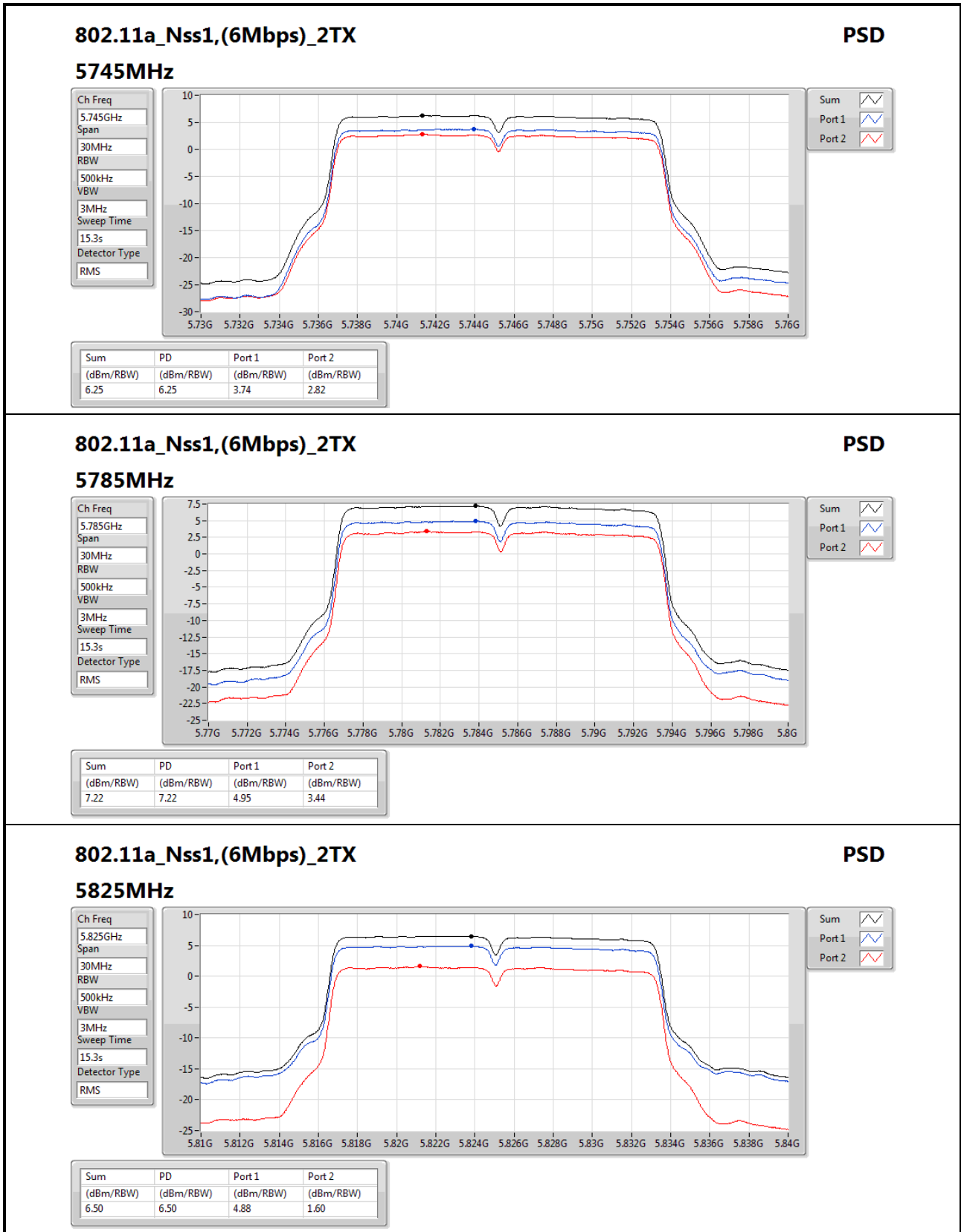


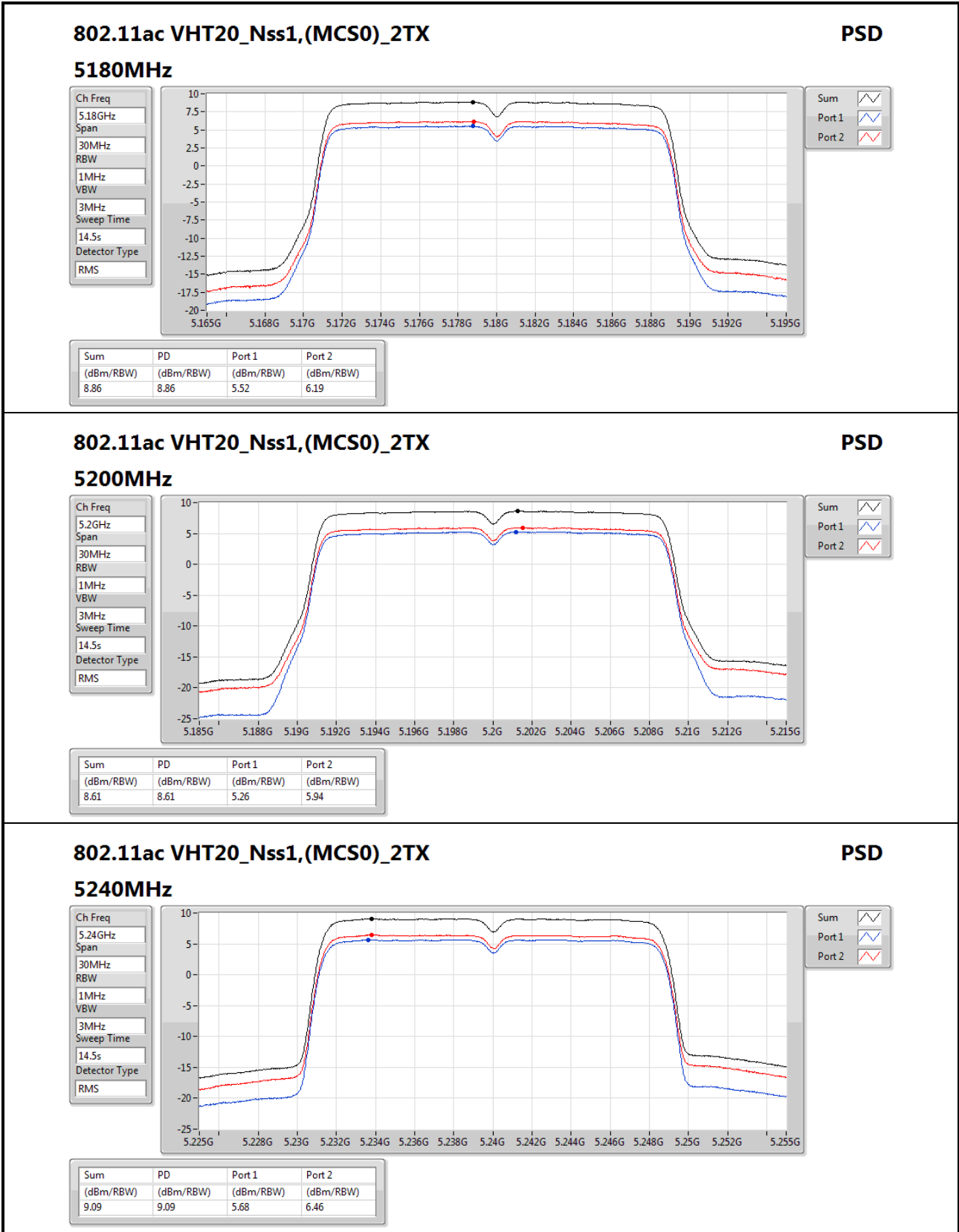
Sum

Port 1

Port 2

Sum	PD	Port 1	Port 2
(dBm/RBW)	(dBm/RBW)	(dBm/RBW)	(dBm/RBW)
9.41	9.41	5.96	6.82




**802.11ac VHT20\_Nss1,(MCS0)\_2TX**
**PSD**

**5240MHz**

Ch Freq  
5.24GHz

Span  
30MHz

RBW  
1MHz

VBW  
3MHz

Sweep Time  
14.5s

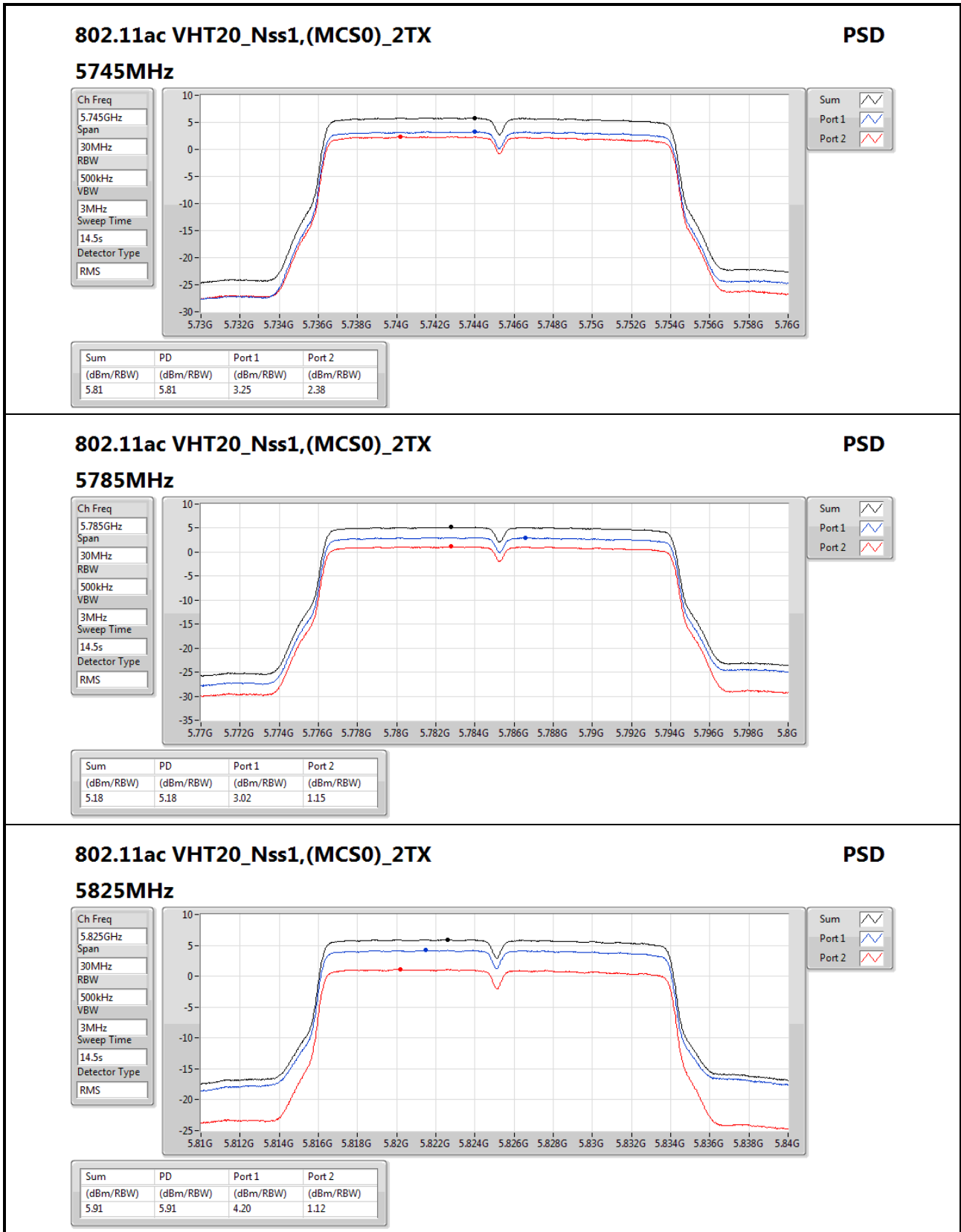
Detector Type  
RMS

Sum

Port 1

Port 2

Sum	PD	Port 1	Port 2
(dBm/RBW)	(dBm/RBW)	(dBm/RBW)	(dBm/RBW)
9.09	9.09	5.68	6.46



### 802.11ac VHT20\_Nss1,(MCS0)\_2TX

#### 5825MHz

**PSD**

Ch Freq  
5.825GHz

Span  
30MHz

RBW  
500kHz

VBW  
3MHz

Sweep Time  
14.5s

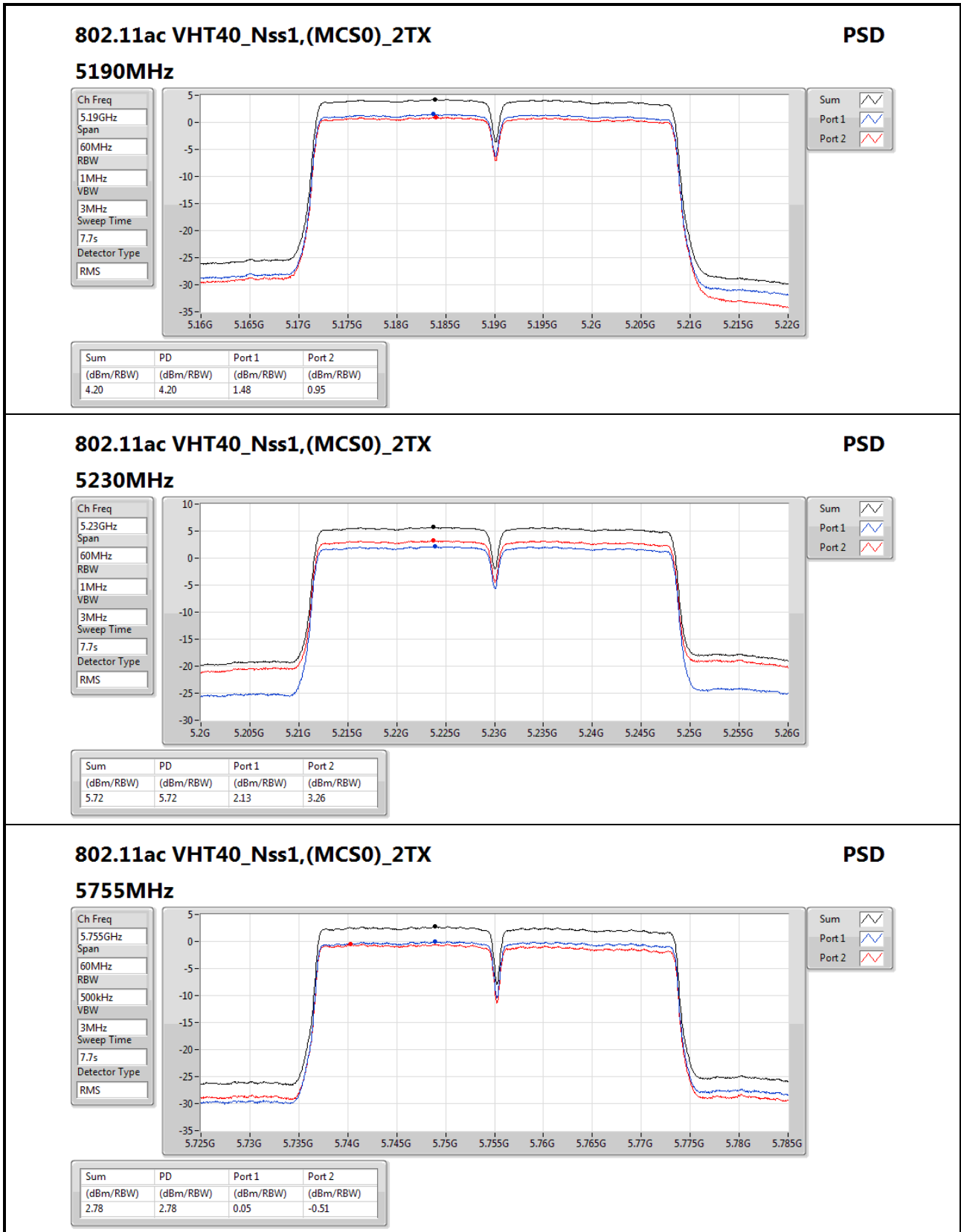
Detector Type  
RMS

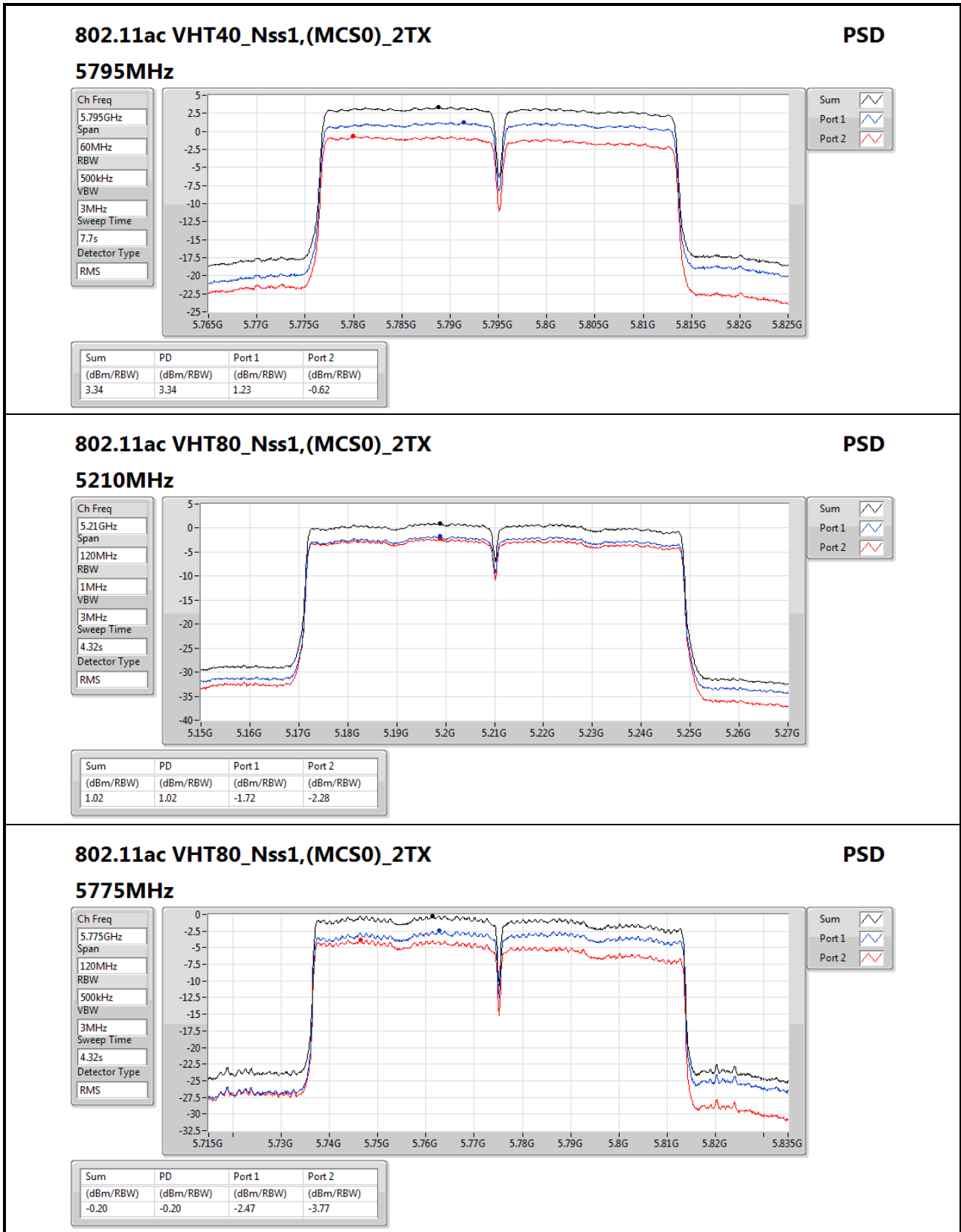
Sum

Port 1

Port 2

Sum	PD	Port 1	Port 2
(dBm/RBW)	(dBm/RBW)	(dBm/RBW)	(dBm/RBW)
5.91	5.91	4.20	1.12





### 802.11ac VHT80\_Nss1,(MCS0)\_2TX

#### 5775MHz

### PSD

Ch Freq  
5.775GHz

Span  
120MHz

RBW  
500kHz

VBW  
3MHz

Sweep Time  
4.32s

Detector Type  
RMS

Sum

Port 1

Port 2



Summary

Mode	Result	Type	Freq (Hz)	Level (dBuV/m)	Limit (dBuV/m)	Margin (dB)	Factor (dB)	Dist (m)	Condition	Azimuth (°)	Height (m)	Comments
802.11ac VHT80_Nss1,(MCS0)_2TX	-	-	-	-	-	-	-	-	-	-	-	-
5.725-5.85GHz	Pass	PK	985.8k	47.31	69.39	-22.08	20.79	3	Horizontal	360	1.00	-



**Result**

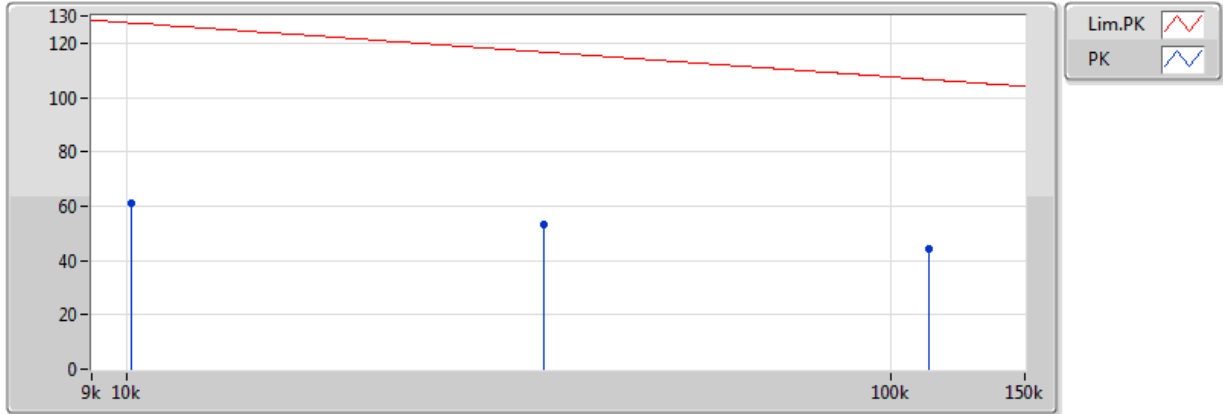
Mode	Result	Type	Freq (Hz)	Level (dBuV/m)	Limit (dBuV/m)	Margin (dB)	Factor (dB)	Dist (m)	Condition	Azimuth (°)	Height (m)	Comments
802.11ac VHT80_Nss1,(MCS0)_2TX	-	-	-	-	-	-	-	-	-	-	-	-
5775MHz	Pass	PK	10.128k	61.35	128.42	-67.07	21.88	3	Horizontal	0	1.00	-
5775MHz	Pass	PK	35.226k	53.27	126.61	-73.34	21.85	3	Horizontal	0	1.00	-
5775MHz	Pass	PK	112.212k	44.40	121.05	-76.65	20.77	3	Horizontal	0	1.00	-
5775MHz	Pass	PK	388.8k	52.22	101.10	-48.88	20.46	3	Horizontal	360	1.00	-
5775MHz	Pass	PK	985.8k	47.31	69.39	-22.08	20.79	3	Horizontal	360	1.00	-
5775MHz	Pass	PK	2.4783M	39.69	69.50	-29.81	20.60	3	Horizontal	360	1.00	-





### VHT80\_Nss1\_2TX

### 5775MHz\_adapter mode



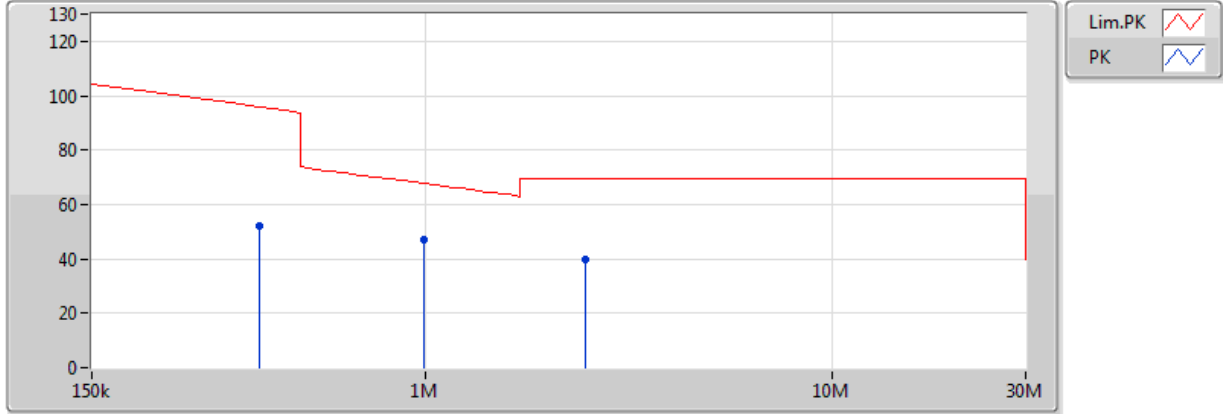
EUT = Y

Type	Freq (Hz)	Level (dBuV/m)	Limit (dBuV/m)	Margin (dB)	Factor (dB)	Dist (m)	Condition	Azimuth (°)	Height (m)	Comments	Raw (dBuV)	AF (dB)	CL (dB)	PA (dB)
PK	10.128k	61.35	128.42	-67.07	21.88	3	Horizontal	0	1.00	-	39.47	21.80	0.08	-
PK	35.226k	53.27	126.61	-73.34	21.85	3	Horizontal	0	1.00	-	31.42	21.76	0.08	-
PK	112.212k	44.40	121.05	-76.65	20.77	3	Horizontal	0	1.00	-	23.63	20.69	0.08	-



### 802.11ac VHT80\_Nss1,(MCS0)\_2TX

### 5775MHz\_adapter mode



EUT = Y

Type	Freq (Hz)	Level (dBuV/m)	Limit (dBuV/m)	Margin (dB)	Factor (dB)	Dist (m)	Condition	Azimuth (°)	Height (m)	Comments	Raw (dBuV)	AF (dB)	CL (dB)	PA (dB)
PK	388.8k	52.22	101.10	-48.88	20.46	3	Horizontal	360	1.00	-	31.76	20.37	0.09	-
PK	985.8k	47.31	69.39	-22.08	20.79	3	Horizontal	360	1.00	-	26.52	20.69	0.10	-
PK	2.4783M	39.69	69.50	-29.81	20.60	3	Horizontal	360	1.00	-	19.09	20.47	0.13	-



Summary

Mode	Result	Type	Freq (Hz)	Level (dBuV/m)	Limit (dBuV/m)	Margin (dB)	Factor (dB)	Dist (m)	Condition	Azimuth (°)	Height (m)	Comments
802.11ac VHT80_Nss1,(MCS0)_2TX	-	-	-	-	-	-	-	-	-	-	-	-
5.725-5.85GHz	Pass	QP	600.36M	42.99	46.00	-3.01	-8.62	3	Vertical	360	1.00	-

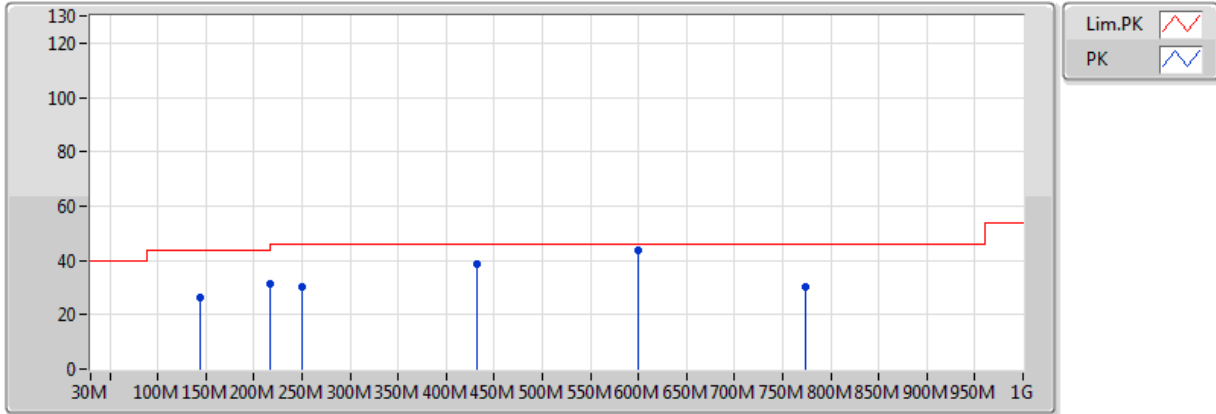


**Result**

Mode	Result	Type	Freq (Hz)	Level (dBuV/m)	Limit (dBuV/m)	Margin (dB)	Factor (dB)	Dist (m)	Condition	Azimuth (°)	Height (m)	Comments
802.11ac VHT80_Nss1,(MCS0)_2TX	-	-	-	-	-	-	-	-	-	-	-	-
5775MHz	Pass	PK	64.92M	21.44	40.00	-18.56	-24.82	3	Horizontal	360	1.00	-
5775MHz	Pass	PK	103.72M	29.90	43.50	-13.60	-19.88	3	Horizontal	360	1.00	-
5775MHz	Pass	PK	187.14M	40.49	43.50	-3.01	-20.39	3	Horizontal	360	1.00	-
5775MHz	Pass	PK	359.8M	39.52	46.00	-6.48	-13.78	3	Horizontal	360	1.00	-
5775MHz	Pass	PK	600.36M	29.48	46.00	-16.52	-8.62	3	Horizontal	360	1.00	-
5775MHz	Pass	PK	827.34M	34.93	46.00	-11.07	-5.24	3	Horizontal	360	1.00	-
5775MHz	Pass	PK	144.46M	26.24	43.50	-17.26	-18.39	3	Vertical	0	1.00	-
5775MHz	Pass	PK	216.24M	31.57	46.00	-14.43	-19.88	3	Vertical	0	1.00	-
5775MHz	Pass	PK	249.22M	30.23	46.00	-15.77	-16.48	3	Vertical	0	1.00	-
5775MHz	Pass	PK	431.58M	38.70	46.00	-7.30	-11.46	3	Vertical	0	1.00	-
5775MHz	Pass	PK	773.02M	30.47	46.00	-15.53	-5.85	3	Vertical	0	1.00	-
5775MHz	Pass	QP	600.36M	42.99	46.00	-3.01	-8.62	3	Vertical	360	1.00	-

### 802.11ac VHT80\_Nss1,(MCS0)\_2TX

### 5775MHz\_adapter mode



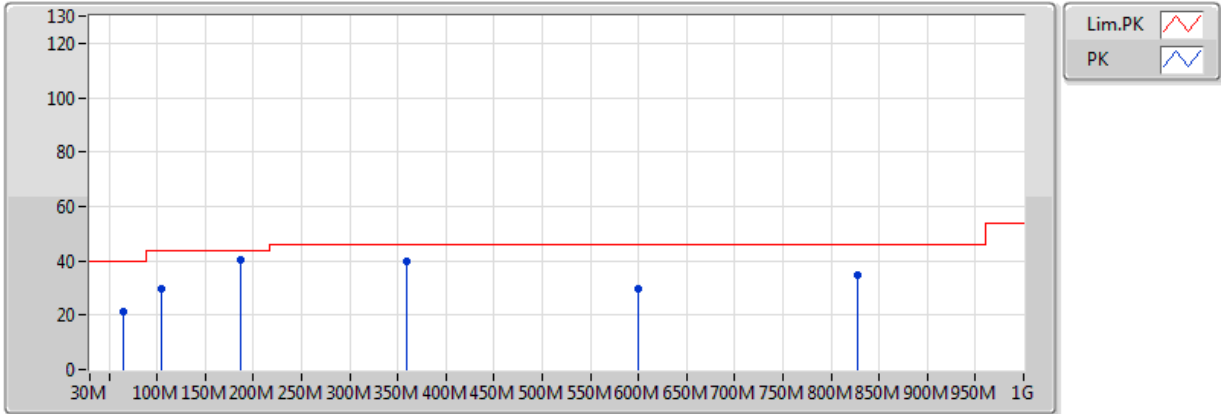
EUT = Y

Type	Freq (Hz)	Level (dBuV/m)	Limit (dBuV/m)	Margin (dB)	Factor (dB)	Dist (m)	Condition	Azimuth (°)	Height (m)	Comments	Raw (dBuV)	AF (dB)	CL (dB)	PA (dB)
PK	144.46M	26.24	43.50	-17.26	-18.39	3	Vertical	0	1.00	-	44.63	16.23	1.99	36.61
PK	216.24M	31.57	46.00	-14.43	-19.88	3	Vertical	0	1.00	-	51.45	14.13	2.38	36.39
PK	249.22M	30.23	46.00	-15.77	-16.48	3	Vertical	0	1.00	-	46.71	17.37	2.56	36.41
PK	431.58M	38.70	46.00	-7.30	-11.46	3	Vertical	0	1.00	-	50.16	21.78	3.46	36.70
PK	773.02M	30.47	46.00	-15.53	-5.85	3	Vertical	0	1.00	-	36.32	26.88	4.71	37.44
QP	600.36M	42.99	46.00	-3.01	-8.62	3	Vertical	360	1.00	-	51.61	24.45	4.12	37.19



### 802.11ac VHT80\_Nss1,(MCS0)\_2TX

### 5775MHz\_adapter mode



EUT = Y

Type	Freq (Hz)	Level (dBuV/m)	Limit (dBuV/m)	Margin (dB)	Factor (dB)	Dist (m)	Condition	Azimuth (°)	Height (m)	Comments	Raw (dBuV)	AF (dB)	CL (dB)	PA (dB)
PK	64.92M	21.44	40.00	-18.56	-24.82	3	Horizontal	360	1.00	-	46.26	10.93	1.30	37.05
PK	103.72M	29.90	43.50	-13.60	-19.88	3	Horizontal	360	1.00	-	49.78	15.26	1.64	36.79
PK	187.14M	40.49	43.50	-3.01	-20.39	3	Horizontal	360	1.00	-	60.88	13.80	2.24	36.43
PK	359.8M	39.52	46.00	-6.48	-13.78	3	Horizontal	360	1.00	-	53.30	19.61	3.15	36.54
PK	600.36M	29.48	46.00	-16.52	-8.62	3	Horizontal	360	1.00	-	38.10	24.45	4.12	37.19
PK	827.34M	34.93	46.00	-11.07	-5.24	3	Horizontal	360	1.00	-	40.17	27.23	5.02	37.49



Summary

Mode	Result	Type	Freq (Hz)	Level (dBuV/m)	Limit (dBuV/m)	Margin (dB)	Factor (dB)	Dist (m)	Condition	Azimuth (°)	Height (m)	Comments
802.11ac VHT40_Nss1,(MCS0)_2TX	-	-	-	-	-	-	-	-	-	-	-	-
5.15-5.25GHz	Pass	AV	5.1496G	53.66	54.00	-0.34	2.80	3	Horizontal	186	1.26	-
802.11ac VHT20_Nss1,(MCS0)_2TX	-	-	-	-	-	-	-	-	-	-	-	-
5.725-5.85GHz	Pass	PK	5.5326G	56.75	68.20	-11.45	3.05	3	Vertical	111	3.01	-



Result

Mode	Result	Type	Freq (Hz)	Level (dBuV/m)	Limit (dBuV/m)	Margin (dB)	Factor (dB)	Dist (m)	Condition	Azimuth (°)	Height (m)	Comments
802.11a_Nss1,(6Mbps)_2TX	-	-	-	-	-	-	-	-	-	-	-	-
5180MHz	Pass	AV	5.1488G	50.81	54.00	-3.19	2.80	3	Horizontal	185	1.00	-
5180MHz	Pass	AV	5.178G	96.97	Inf	-Inf	2.82	3	Horizontal	185	1.00	-
5180MHz	Pass	PK	5.1482G	66.43	74.00	-7.57	2.80	3	Horizontal	185	1.00	-
5180MHz	Pass	PK	5.1782G	106.74	Inf	-Inf	2.82	3	Horizontal	185	1.00	-
5180MHz	Pass	AV	5.149995G	50.13	54.00	-3.87	2.80	3	Vertical	19	2.86	-
5180MHz	Pass	AV	5.1748G	96.60	Inf	-Inf	2.81	3	Vertical	19	2.86	-
5180MHz	Pass	PK	5.149995G	66.11	74.00	-7.89	2.80	3	Vertical	19	2.86	-
5180MHz	Pass	PK	5.1746G	106.86	Inf	-Inf	2.81	3	Vertical	19	2.86	-
5180MHz	Pass	AV	15.54G	46.64	54.00	-7.36	14.12	3	Horizontal	29	1.03	-
5180MHz	Pass	PK	15.54G	59.60	74.00	-14.40	14.12	3	Horizontal	29	1.03	-
5180MHz	Pass	AV	15.54G	47.46	54.00	-6.54	14.12	3	Vertical	0	1.50	-
5180MHz	Pass	PK	15.54G	60.08	74.00	-13.92	14.12	3	Vertical	0	1.50	-
5200MHz	Pass	AV	5.146G	42.65	54.00	-11.35	2.80	3	Horizontal	184	1.06	-
5200MHz	Pass	AV	5.2032G	93.27	Inf	-Inf	2.83	3	Horizontal	184	1.06	-
5200MHz	Pass	PK	5.1088G	54.53	74.00	-19.47	2.78	3	Horizontal	184	1.06	-
5200MHz	Pass	PK	5.2028G	102.88	Inf	-Inf	2.83	3	Horizontal	184	1.06	-
5200MHz	Pass	AV	5.1364G	42.28	54.00	-11.72	2.79	3	Vertical	17	3.67	-
5200MHz	Pass	AV	5.1956G	93.01	Inf	-Inf	2.83	3	Vertical	17	3.67	-
5200MHz	Pass	PK	5.1208G	54.68	74.00	-19.32	2.78	3	Vertical	17	3.67	-
5200MHz	Pass	PK	5.1952G	103.12	Inf	-Inf	2.83	3	Vertical	17	3.67	-
5200MHz	Pass	AV	15.6G	45.20	54.00	-8.80	13.84	3	Horizontal	171	2.22	-
5200MHz	Pass	PK	15.6G	57.93	74.00	-16.07	13.84	3	Horizontal	171	2.22	-
5200MHz	Pass	AV	15.6G	45.56	54.00	-8.44	13.84	3	Vertical	346	2.30	-
5200MHz	Pass	PK	15.6G	58.15	74.00	-15.85	13.84	3	Vertical	346	2.30	-
5240MHz	Pass	AV	5.0954G	42.39	54.00	-11.61	2.77	3	Horizontal	188	1.06	-
5240MHz	Pass	AV	5.2334G	93.38	Inf	-Inf	2.84	3	Horizontal	188	1.06	-
5240MHz	Pass	AV	5.39G	42.27	54.00	-11.73	2.92	3	Horizontal	188	1.06	-
5240MHz	Pass	PK	5.1044G	55.17	74.00	-18.83	2.77	3	Horizontal	188	1.06	-
5240MHz	Pass	PK	5.2334G	103.38	Inf	-Inf	2.84	3	Horizontal	188	1.06	-
5240MHz	Pass	PK	5.3792G	54.37	74.00	-19.63	2.92	3	Horizontal	188	1.06	-
5240MHz	Pass	AV	5.0954G	42.55	54.00	-11.45	2.77	3	Vertical	32	2.30	-
5240MHz	Pass	AV	5.2346G	93.79	Inf	-Inf	2.84	3	Vertical	32	2.30	-
5240MHz	Pass	AV	5.3864G	42.13	54.00	-11.87	2.92	3	Vertical	32	2.30	-
5240MHz	Pass	PK	5.1356G	54.89	74.00	-19.11	2.79	3	Vertical	32	2.30	-
5240MHz	Pass	PK	5.2346G	103.51	Inf	-Inf	2.84	3	Vertical	32	2.30	-
5240MHz	Pass	PK	5.3738G	54.63	74.00	-19.37	2.91	3	Vertical	32	2.30	-
5240MHz	Pass	AV	15.72G	43.17	54.00	-10.83	13.27	3	Horizontal	24	2.42	-
5240MHz	Pass	PK	15.72G	55.99	74.00	-18.01	13.27	3	Horizontal	24	2.42	-
5240MHz	Pass	AV	15.72G	43.81	54.00	-10.19	13.27	3	Vertical	66	1.89	-
5240MHz	Pass	PK	15.72G	56.71	74.00	-17.29	13.27	3	Vertical	66	1.89	-
5745MHz	Pass	AV	5.7498G	94.52	Inf	-Inf	3.50	3	Horizontal	263	1.00	-
5745MHz	Pass	PK	5.5674G	55.73	68.20	-12.47	3.12	3	Horizontal	263	1.00	-
5745MHz	Pass	PK	5.7402G	103.87	Inf	-Inf	3.48	3	Horizontal	263	1.00	-
5745MHz	Pass	PK	5.979G	55.78	68.20	-12.42	3.98	3	Horizontal	263	1.00	-
5745MHz	Pass	AV	5.7426G	94.05	Inf	-Inf	3.48	3	Vertical	346	2.52	-
5745MHz	Pass	PK	5.5734G	55.17	68.20	-13.03	3.13	3	Vertical	346	2.52	-
5745MHz	Pass	PK	5.7426G	103.41	Inf	-Inf	3.48	3	Vertical	346	2.52	-





RSE TX above 1GHz Result

Appendix E.3

Mode	Result	Type	Freq (Hz)	Level (dBuV/m)	Limit (dBuV/m)	Margin (dB)	Factor (dB)	Dist (m)	Condition	Azimuth (°)	Height (m)	Comments
5745MHz	Pass	PK	5.9322G	54.81	68.20	-13.39	3.88	3	Vertical	346	2.52	-
5745MHz	Pass	AV	11.49G	40.65	54.00	-13.35	13.41	3	Horizontal	290	1.29	-
5745MHz	Pass	PK	11.49G	53.77	74.00	-20.23	13.41	3	Horizontal	290	1.29	-
5745MHz	Pass	AV	11.49G	40.56	54.00	-13.44	13.41	3	Vertical	28	1.32	-
5745MHz	Pass	PK	11.49G	53.64	74.00	-20.36	13.41	3	Vertical	28	1.32	-
5785MHz	Pass	AV	5.785G	93.90	Inf	-Inf	3.58	3	Horizontal	262	1.01	-
5785MHz	Pass	PK	5.5642G	55.69	68.20	-12.51	3.11	3	Horizontal	262	1.01	-
5785MHz	Pass	PK	5.7814G	103.39	Inf	-Inf	3.57	3	Horizontal	262	1.01	-
5785MHz	Pass	PK	5.9878G	55.10	68.20	-13.10	3.99	3	Horizontal	262	1.01	-
5785MHz	Pass	AV	5.7814G	92.66	Inf	-Inf	3.57	3	Vertical	360	2.27	-
5785MHz	Pass	PK	5.6398G	55.80	68.20	-12.40	3.27	3	Vertical	360	2.27	-
5785MHz	Pass	PK	5.7814G	102.29	Inf	-Inf	3.57	3	Vertical	360	2.27	-
5785MHz	Pass	PK	5.9542G	54.70	68.20	-13.50	3.92	3	Vertical	360	2.27	-
5785MHz	Pass	AV	11.57G	40.35	54.00	-13.65	13.30	3	Horizontal	121	2.07	-
5785MHz	Pass	PK	11.57G	53.77	74.00	-20.23	13.30	3	Horizontal	121	2.07	-
5785MHz	Pass	AV	11.57G	40.00	54.00	-14.00	13.30	3	Vertical	15	2.07	-
5785MHz	Pass	PK	11.57G	54.07	74.00	-19.93	13.30	3	Vertical	15	2.07	-
5825MHz	Pass	AV	5.8202G	93.66	Inf	-Inf	3.65	3	Horizontal	261	1.00	-
5825MHz	Pass	PK	5.543G	55.78	68.20	-12.42	3.07	3	Horizontal	261	1.00	-
5825MHz	Pass	PK	5.8202G	103.11	Inf	-Inf	3.65	3	Horizontal	261	1.00	-
5825MHz	Pass	PK	5.9366G	55.01	68.20	-13.19	3.89	3	Horizontal	261	1.00	-
5825MHz	Pass	AV	5.8226G	93.18	Inf	-Inf	3.66	3	Vertical	346	2.46	-
5825MHz	Pass	PK	5.5754G	55.96	68.20	-12.24	3.14	3	Vertical	346	2.46	-
5825MHz	Pass	PK	5.8226G	102.52	Inf	-Inf	3.66	3	Vertical	346	2.46	-
5825MHz	Pass	PK	5.9666G	55.16	68.20	-13.04	3.95	3	Vertical	346	2.46	-
5825MHz	Pass	AV	11.65G	39.78	54.00	-14.22	13.19	3	Horizontal	80	1.36	-
5825MHz	Pass	PK	11.65G	53.10	74.00	-20.90	13.19	3	Horizontal	80	1.36	-
5825MHz	Pass	AV	11.65G	39.65	54.00	-14.35	13.19	3	Vertical	168	1.70	-
5825MHz	Pass	PK	11.65G	53.12	74.00	-20.88	13.19	3	Vertical	168	1.70	-
802.11ac VHT20_Nss1,(MCS0)_2TX	-	-	-	-	-	-	-	-	-	-	-	-
5180MHz	Pass	AV	5.1492G	47.90	54.00	-6.10	2.80	3	Horizontal	184	1.01	-
5180MHz	Pass	AV	5.1768G	91.88	Inf	-Inf	2.82	3	Horizontal	184	1.01	-
5180MHz	Pass	PK	5.1492G	61.31	74.00	-12.69	2.80	3	Horizontal	184	1.01	-
5180MHz	Pass	PK	5.177G	101.88	Inf	-Inf	2.82	3	Horizontal	184	1.01	-
5180MHz	Pass	AV	5.149995G	47.47	54.00	-6.53	2.80	3	Vertical	27	3.30	-
5180MHz	Pass	AV	5.178G	93.19	Inf	-Inf	2.82	3	Vertical	27	3.30	-
5180MHz	Pass	PK	5.1482G	63.10	74.00	-10.90	2.80	3	Vertical	27	3.30	-
5180MHz	Pass	PK	5.1778G	104.01	Inf	-Inf	2.82	3	Vertical	27	3.30	-
5180MHz	Pass	AV	15.54G	46.40	54.00	-7.60	14.12	3	Horizontal	147	1.04	-
5180MHz	Pass	PK	15.54G	59.75	74.00	-14.25	14.12	3	Horizontal	147	1.04	-
5180MHz	Pass	AV	15.54G	47.23	54.00	-6.77	14.12	3	Vertical	345	1.51	-
5180MHz	Pass	PK	15.54G	59.84	74.00	-14.16	14.12	3	Vertical	345	1.51	-
5200MHz	Pass	AV	5.1476G	42.92	54.00	-11.08	2.80	3	Horizontal	186	2.02	-
5200MHz	Pass	AV	5.1972G	92.07	Inf	-Inf	2.83	3	Horizontal	186	2.02	-
5200MHz	Pass	PK	5.14G	55.01	74.00	-18.99	2.79	3	Horizontal	186	2.02	-
5200MHz	Pass	PK	5.1968G	102.05	Inf	-Inf	2.83	3	Horizontal	186	2.02	-
5200MHz	Pass	AV	5.149995G	43.02	54.00	-10.98	2.80	3	Vertical	43	2.19	-
5200MHz	Pass	AV	5.202G	91.03	Inf	-Inf	2.83	3	Vertical	43	2.19	-
5200MHz	Pass	PK	5.1484G	54.51	74.00	-19.49	2.80	3	Vertical	43	2.19	-



RSE TX above 1GHz Result

Appendix E.3

Mode	Result	Type	Freq (Hz)	Level (dBuV/m)	Limit (dBuV/m)	Margin (dB)	Factor (dB)	Dist (m)	Condition	Azimuth (°)	Height (m)	Comments
5200MHz	Pass	PK	5.2024G	102.16	Inf	-Inf	2.83	3	Vertical	43	2.19	-
5200MHz	Pass	AV	15.6G	45.26	54.00	-8.74	13.84	3	Horizontal	348	3.69	-
5200MHz	Pass	PK	15.6G	58.06	74.00	-15.94	13.84	3	Horizontal	348	3.69	-
5200MHz	Pass	AV	15.6G	46.27	54.00	-7.73	13.84	3	Vertical	353	1.50	-
5200MHz	Pass	PK	15.6G	59.14	74.00	-14.86	13.84	3	Vertical	353	1.50	-
5240MHz	Pass	AV	5.1194G	42.59	54.00	-11.41	2.78	3	Horizontal	48	1.08	-
5240MHz	Pass	AV	5.2388G	91.13	Inf	-Inf	2.85	3	Horizontal	48	1.08	-
5240MHz	Pass	AV	5.3798G	42.08	54.00	-11.92	2.92	3	Horizontal	48	1.08	-
5240MHz	Pass	PK	5.099G	54.39	74.00	-19.61	2.77	3	Horizontal	48	1.08	-
5240MHz	Pass	PK	5.2442G	101.80	Inf	-Inf	2.85	3	Horizontal	48	1.08	-
5240MHz	Pass	PK	5.3882G	54.09	74.00	-19.91	2.92	3	Horizontal	48	1.08	-
5240MHz	Pass	AV	5.111G	42.60	54.00	-11.40	2.78	3	Vertical	20	3.26	-
5240MHz	Pass	AV	5.2358G	92.99	Inf	-Inf	2.84	3	Vertical	20	3.26	-
5240MHz	Pass	AV	5.378G	42.11	54.00	-11.89	2.92	3	Vertical	20	3.26	-
5240MHz	Pass	PK	5.1098G	54.41	74.00	-19.59	2.78	3	Vertical	20	3.26	-
5240MHz	Pass	PK	5.2352G	103.76	Inf	-Inf	2.84	3	Vertical	20	3.26	-
5240MHz	Pass	PK	5.3738G	54.15	74.00	-19.85	2.91	3	Vertical	20	3.26	-
5240MHz	Pass	AV	15.72G	43.13	54.00	-10.87	13.27	3	Horizontal	0	1.01	-
5240MHz	Pass	PK	15.72G	56.35	74.00	-17.65	13.27	3	Horizontal	0	1.01	-
5240MHz	Pass	AV	15.72G	44.52	54.00	-9.48	13.27	3	Vertical	69	1.64	-
5240MHz	Pass	PK	15.72G	58.60	74.00	-15.40	13.27	3	Vertical	69	1.64	-
5745MHz	Pass	AV	5.7402G	93.46	Inf	-Inf	3.48	3	Horizontal	263	1.03	-
5745MHz	Pass	PK	5.6046G	54.93	68.20	-13.27	3.20	3	Horizontal	263	1.03	-
5745MHz	Pass	PK	5.7474G	102.98	Inf	-Inf	3.49	3	Horizontal	263	1.03	-
5745MHz	Pass	PK	5.925G	55.11	68.20	-13.09	3.86	3	Horizontal	263	1.03	-
5745MHz	Pass	AV	5.7402G	93.60	Inf	-Inf	3.48	3	Vertical	111	3.01	-
5745MHz	Pass	PK	5.5326G	56.75	68.20	-11.45	3.05	3	Vertical	111	3.01	-
5745MHz	Pass	PK	5.7402G	104.38	Inf	-Inf	3.48	3	Vertical	111	3.01	-
5745MHz	Pass	PK	5.9466G	54.70	68.20	-13.50	3.91	3	Vertical	111	3.01	-
5745MHz	Pass	AV	11.49G	40.43	54.00	-13.57	13.41	3	Horizontal	120	1.33	-
5745MHz	Pass	PK	11.49G	53.31	74.00	-20.69	13.41	3	Horizontal	120	1.33	-
5745MHz	Pass	AV	11.49G	40.59	54.00	-13.41	13.41	3	Vertical	325	2.38	-
5745MHz	Pass	PK	11.49G	53.59	74.00	-20.41	13.41	3	Vertical	325	2.38	-
5785MHz	Pass	AV	5.7898G	90.86	Inf	-Inf	3.59	3	Horizontal	335	2.38	-
5785MHz	Pass	PK	5.4946G	55.36	68.20	-12.84	2.98	3	Horizontal	335	2.38	-
5785MHz	Pass	PK	5.7802G	101.02	Inf	-Inf	3.57	3	Horizontal	335	2.38	-
5785MHz	Pass	PK	5.9818G	55.23	68.20	-12.97	3.98	3	Horizontal	335	2.38	-
5785MHz	Pass	AV	5.7874G	91.44	Inf	-Inf	3.58	3	Vertical	38	2.18	-
5785MHz	Pass	PK	5.6314G	55.61	68.20	-12.59	3.25	3	Vertical	38	2.18	-
5785MHz	Pass	PK	5.7874G	101.40	Inf	-Inf	3.58	3	Vertical	38	2.18	-
5785MHz	Pass	PK	5.9806G	54.97	68.20	-13.23	3.98	3	Vertical	38	2.18	-
5785MHz	Pass	AV	11.57G	39.74	54.00	-14.26	13.30	3	Horizontal	304	1.77	-
5785MHz	Pass	PK	11.57G	52.65	74.00	-21.35	13.30	3	Horizontal	304	1.77	-
5785MHz	Pass	AV	11.57G	39.70	54.00	-14.30	13.30	3	Vertical	88	1.48	-
5785MHz	Pass	PK	11.57G	53.19	74.00	-20.81	13.30	3	Vertical	88	1.48	-
5825MHz	Pass	AV	5.8214G	92.73	Inf	-Inf	3.65	3	Horizontal	281	2.25	-
5825MHz	Pass	PK	5.5574G	55.32	68.20	-12.88	3.10	3	Horizontal	281	2.25	-
5825MHz	Pass	PK	5.8214G	101.98	Inf	-Inf	3.65	3	Horizontal	281	2.25	-
5825MHz	Pass	PK	5.9462G	54.67	68.20	-13.53	3.91	3	Horizontal	281	2.25	-



RSE TX above 1GHz Result

Appendix E.3

Mode	Result	Type	Freq (Hz)	Level (dBuV/m)	Limit (dBuV/m)	Margin (dB)	Factor (dB)	Dist (m)	Condition	Azimuth (°)	Height (m)	Comments
5825MHz	Pass	AV	5.8202G	90.45	Inf	-Inf	3.65	3	Vertical	24	2.48	-
5825MHz	Pass	PK	5.5562G	55.27	68.20	-12.93	3.10	3	Vertical	24	2.48	-
5825MHz	Pass	PK	5.8202G	101.31	Inf	-Inf	3.65	3	Vertical	24	2.48	-
5825MHz	Pass	PK	5.9894G	55.08	68.20	-13.12	4.00	3	Vertical	24	2.48	-
5825MHz	Pass	AV	11.65G	39.62	54.00	-14.38	13.19	3	Horizontal	7	1.58	-
5825MHz	Pass	PK	11.65G	52.69	74.00	-21.31	13.19	3	Horizontal	7	1.58	-
5825MHz	Pass	AV	11.65G	39.88	54.00	-14.12	13.19	3	Vertical	258	1.93	-
5825MHz	Pass	PK	11.65G	52.69	74.00	-21.31	13.19	3	Vertical	258	1.93	-
802.11ac VHT40_Nss1_(MCS0)_2TX	-	-	-	-	-	-	-	-	-	-	-	-
5190MHz	Pass	AV	5.1496G	53.66	54.00	-0.34	2.80	3	Horizontal	186	1.26	-
5190MHz	Pass	AV	5.1844G	88.25	Inf	-Inf	2.82	3	Horizontal	186	1.26	-
5190MHz	Pass	PK	5.1496G	65.90	74.00	-8.10	2.80	3	Horizontal	186	1.26	-
5190MHz	Pass	PK	5.1924G	97.85	Inf	-Inf	2.83	3	Horizontal	186	1.26	-
5190MHz	Pass	AV	5.149995G	53.49	54.00	-0.51	2.80	3	Vertical	31	2.85	-
5190MHz	Pass	AV	5.1776G	89.91	Inf	-Inf	2.82	3	Vertical	31	2.85	-
5190MHz	Pass	PK	5.1476G	66.09	74.00	-7.91	2.80	3	Vertical	31	2.85	-
5190MHz	Pass	PK	5.1828G	99.41	Inf	-Inf	2.82	3	Vertical	31	2.85	-
5190MHz	Pass	AV	15.57G	46.68	54.00	-7.32	13.98	3	Horizontal	110	1.50	-
5190MHz	Pass	PK	15.57G	58.93	74.00	-15.07	13.98	3	Horizontal	110	1.50	-
5190MHz	Pass	AV	15.57G	47.09	54.00	-6.91	13.98	3	Vertical	10	1.50	-
5190MHz	Pass	PK	15.57G	59.44	74.00	-14.56	13.98	3	Vertical	10	1.50	-
5230MHz	Pass	AV	5.149995G	44.02	54.00	-9.98	2.80	3	Horizontal	185	1.04	-
5230MHz	Pass	AV	5.2168G	89.10	Inf	-Inf	2.84	3	Horizontal	185	1.04	-
5230MHz	Pass	PK	5.1492G	55.79	74.00	-18.21	2.80	3	Horizontal	185	1.04	-
5230MHz	Pass	PK	5.2168G	98.14	Inf	-Inf	2.84	3	Horizontal	185	1.04	-
5230MHz	Pass	AV	5.1488G	43.93	54.00	-10.07	2.80	3	Vertical	30	2.09	-
5230MHz	Pass	AV	5.2252G	89.00	Inf	-Inf	2.84	3	Vertical	30	2.09	-
5230MHz	Pass	PK	5.1496G	55.30	74.00	-18.70	2.80	3	Vertical	30	2.09	-
5230MHz	Pass	PK	5.2224G	99.69	Inf	-Inf	2.84	3	Vertical	30	2.09	-
5230MHz	Pass	AV	15.69G	44.39	54.00	-9.61	13.44	3	Horizontal	120	1.50	-
5230MHz	Pass	PK	15.69G	56.73	74.00	-17.27	13.45	3	Horizontal	120	1.50	-
5230MHz	Pass	AV	15.69G	44.55	54.00	-9.45	13.41	3	Vertical	154	1.98	-
5230MHz	Pass	PK	15.69G	56.44	74.00	-17.56	13.41	3	Vertical	154	1.98	-
5755MHz	Pass	AV	5.7598G	89.99	Inf	-Inf	3.52	3	Horizontal	265	1.01	-
5755MHz	Pass	PK	5.5522G	55.07	68.20	-13.13	3.09	3	Horizontal	265	1.01	-
5755MHz	Pass	PK	5.761G	98.80	Inf	-Inf	3.52	3	Horizontal	265	1.01	-
5755MHz	Pass	PK	5.9494G	54.90	68.20	-13.30	3.91	3	Horizontal	265	1.01	-
5755MHz	Pass	AV	5.7406G	89.94	Inf	-Inf	3.48	3	Vertical	110	3.01	-
5755MHz	Pass	PK	5.6422G	55.17	68.20	-13.03	3.27	3	Vertical	110	3.01	-
5755MHz	Pass	PK	5.7406G	99.93	Inf	-Inf	3.48	3	Vertical	110	3.01	-
5755MHz	Pass	PK	5.9302G	54.17	68.20	-14.03	3.87	3	Vertical	110	3.01	-
5755MHz	Pass	AV	11.51G	41.26	54.00	-12.74	13.38	3	Horizontal	67	1.57	-
5755MHz	Pass	PK	11.51G	53.39	74.00	-20.61	13.38	3	Horizontal	67	1.57	-
5755MHz	Pass	AV	11.51G	41.21	54.00	-12.79	13.38	3	Vertical	46	2.18	-
5755MHz	Pass	PK	11.51G	53.36	74.00	-20.64	13.38	3	Vertical	46	2.18	-
5795MHz	Pass	AV	5.7914G	88.44	Inf	-Inf	3.59	3	Horizontal	334	2.36	-
5795MHz	Pass	PK	5.6126G	55.20	68.20	-13.00	3.22	3	Horizontal	334	2.36	-
5795MHz	Pass	PK	5.801G	97.76	Inf	-Inf	3.61	3	Horizontal	334	2.36	-
5795MHz	Pass	PK	5.9366G	54.46	68.20	-13.74	3.89	3	Horizontal	334	2.36	-



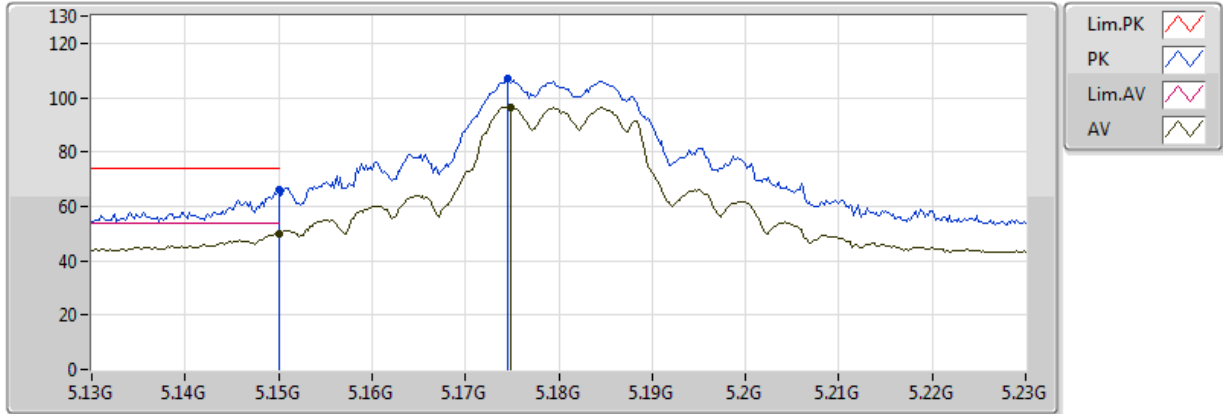
RSE TX above 1GHz Result

Appendix E.3

Mode	Result	Type	Freq (Hz)	Level (dBuV/m)	Limit (dBuV/m)	Margin (dB)	Factor (dB)	Dist (m)	Condition	Azimuth (°)	Height (m)	Comments
5795MHz	Pass	AV	5.7926G	88.40	Inf	-Inf	3.59	3	Vertical	28	2.27	-
5795MHz	Pass	PK	5.5514G	55.76	68.20	-12.44	3.09	3	Vertical	28	2.27	-
5795MHz	Pass	PK	5.7806G	98.26	Inf	-Inf	3.57	3	Vertical	28	2.27	-
5795MHz	Pass	PK	5.9702G	55.36	68.20	-12.84	3.96	3	Vertical	28	2.27	-
5795MHz	Pass	AV	11.59G	40.62	54.00	-13.38	13.27	3	Horizontal	135	2.50	-
5795MHz	Pass	PK	11.59G	53.02	74.00	-20.98	13.27	3	Horizontal	135	2.50	-
5795MHz	Pass	AV	11.59G	40.67	54.00	-13.33	13.27	3	Vertical	291	1.36	-
5795MHz	Pass	PK	11.59G	53.50	74.00	-20.50	13.27	3	Vertical	291	1.36	-
802.11ac VHT80_Nss1_(MCS0)_2TX	-	-	-	-	-	-	-	-	-	-	-	-
5210MHz	Pass	AV	5.134G	53.54	54.00	-0.46	2.79	3	Horizontal	184	1.03	-
5210MHz	Pass	AV	5.202G	85.05	Inf	-Inf	2.83	3	Horizontal	184	1.03	-
5210MHz	Pass	AV	5.363G	44.01	54.00	-9.99	2.91	3	Horizontal	184	1.03	-
5210MHz	Pass	PK	5.134G	63.66	74.00	-10.34	2.79	3	Horizontal	184	1.03	-
5210MHz	Pass	PK	5.223G	94.00	Inf	-Inf	2.84	3	Horizontal	184	1.03	-
5210MHz	Pass	PK	5.413G	54.29	74.00	-19.71	2.94	3	Horizontal	184	1.03	-
5210MHz	Pass	AV	5.118G	48.13	54.00	-5.87	2.78	3	Vertical	31	3.66	-
5210MHz	Pass	AV	5.203G	85.44	Inf	-Inf	2.83	3	Vertical	31	3.66	-
5210MHz	Pass	AV	5.393G	43.92	54.00	-10.08	2.93	3	Vertical	31	3.66	-
5210MHz	Pass	PK	5.119G	58.85	74.00	-15.15	2.78	3	Vertical	31	3.66	-
5210MHz	Pass	PK	5.208G	93.77	Inf	-Inf	2.83	3	Vertical	31	3.66	-
5210MHz	Pass	PK	5.419G	53.88	74.00	-20.12	2.94	3	Vertical	31	3.66	-
5210MHz	Pass	AV	15.63G	47.00	54.00	-7.00	13.69	3	Horizontal	354	1.06	-
5210MHz	Pass	PK	15.63G	57.44	74.00	-16.56	13.69	3	Horizontal	354	1.06	-
5210MHz	Pass	AV	15.63G	46.78	54.00	-7.22	13.69	3	Vertical	213	2.02	-
5210MHz	Pass	PK	15.63G	57.47	74.00	-16.53	13.69	3	Vertical	213	2.02	-
5775MHz	Pass	AV	5.763G	87.84	Inf	-Inf	3.53	3	Horizontal	261	1.01	-
5775MHz	Pass	PK	5.6442G	56.45	68.20	-11.75	3.28	3	Horizontal	261	1.01	-
5775MHz	Pass	PK	5.7438G	96.87	Inf	-Inf	3.49	3	Horizontal	261	1.01	-
5775MHz	Pass	PK	5.9298G	55.20	68.20	-13.00	3.87	3	Horizontal	261	1.01	-
5775MHz	Pass	AV	5.7654G	85.98	Inf	-Inf	3.53	3	Vertical	24	2.03	-
5775MHz	Pass	PK	5.6478G	56.12	68.20	-12.08	3.29	3	Vertical	24	2.03	-
5775MHz	Pass	PK	5.7606G	94.84	Inf	-Inf	3.52	3	Vertical	24	2.03	-
5775MHz	Pass	PK	5.9562G	55.59	68.20	-12.61	3.93	3	Vertical	24	2.03	-
5775MHz	Pass	AV	11.55G	42.13	54.00	-11.87	13.33	3	Horizontal	28	1.71	-
5775MHz	Pass	PK	11.55G	52.83	74.00	-21.17	13.33	3	Horizontal	28	1.71	-
5775MHz	Pass	AV	11.55G	42.19	54.00	-11.81	13.33	3	Vertical	250	1.54	-
5775MHz	Pass	PK	11.55G	53.33	74.00	-20.67	13.33	3	Vertical	250	1.54	-

### 802.11a\_Nss1,(6Mbps)\_2TX

### 5180MHz\_TX

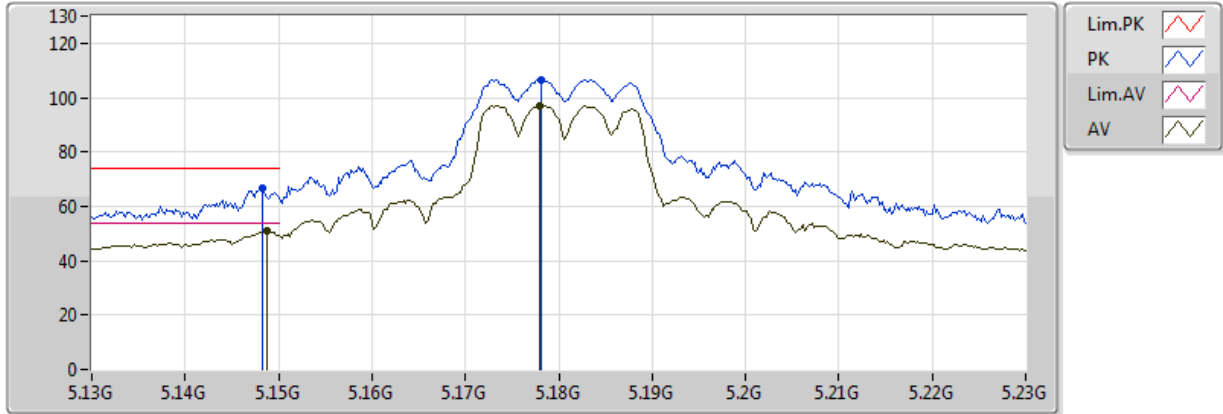


EUT = Y

Type	Freq (Hz)	Level (dBuV/m)	Limit (dBuV/m)	Margin (dB)	Factor (dB)	Dist (m)	Condition	Azimuth (°)	Height (m)	Comments	Raw (dBuV)	AF (dB)	CL (dB)	PA (dB)
AV	5.149995G	50.13	54.00	-3.87	2.80	3	Vertical	19	2.86	-	47.33	31.66	5.62	34.48
AV	5.1748G	96.60	Inf	-Inf	2.81	3	Vertical	19	2.86	-	93.78	31.67	5.62	34.48
PK	5.149995G	66.11	74.00	-7.89	2.80	3	Vertical	19	2.86	-	63.31	31.66	5.62	34.48
PK	5.1746G	106.86	Inf	-Inf	2.81	3	Vertical	19	2.86	-	104.04	31.67	5.62	34.48

### 802.11a\_Nss1,(6Mbps)\_2TX

### 5180MHz\_TX

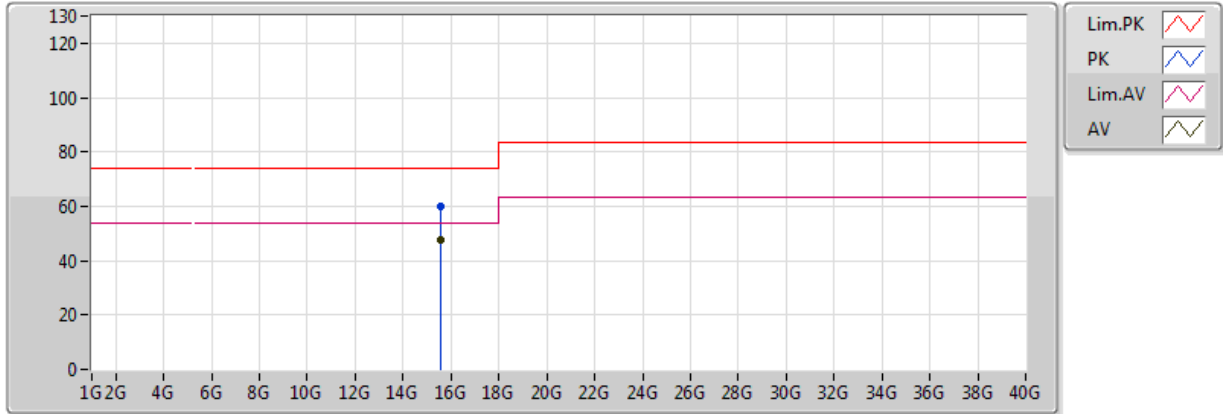


EUT = Y

Type	Freq (Hz)	Level (dBuV/m)	Limit (dBuV/m)	Margin (dB)	Factor (dB)	Dist (m)	Condition	Azimuth (°)	Height (m)	Comments	Raw (dBuV)	AF (dB)	CL (dB)	PA (dB)
AV	5.1488G	50.81	54.00	-3.19	2.80	3	Horizontal	185	1.00	-	48.01	31.66	5.62	34.48
AV	5.178G	96.97	Inf	-Inf	2.82	3	Horizontal	185	1.00	-	94.16	31.67	5.63	34.48
PK	5.1482G	66.43	74.00	-7.57	2.80	3	Horizontal	185	1.00	-	63.63	31.66	5.62	34.48
PK	5.1782G	106.74	Inf	-Inf	2.82	3	Horizontal	185	1.00	-	103.92	31.67	5.63	34.48

### 802.11a\_Nss1,(6Mbps)\_2TX

### 5180MHz\_TX

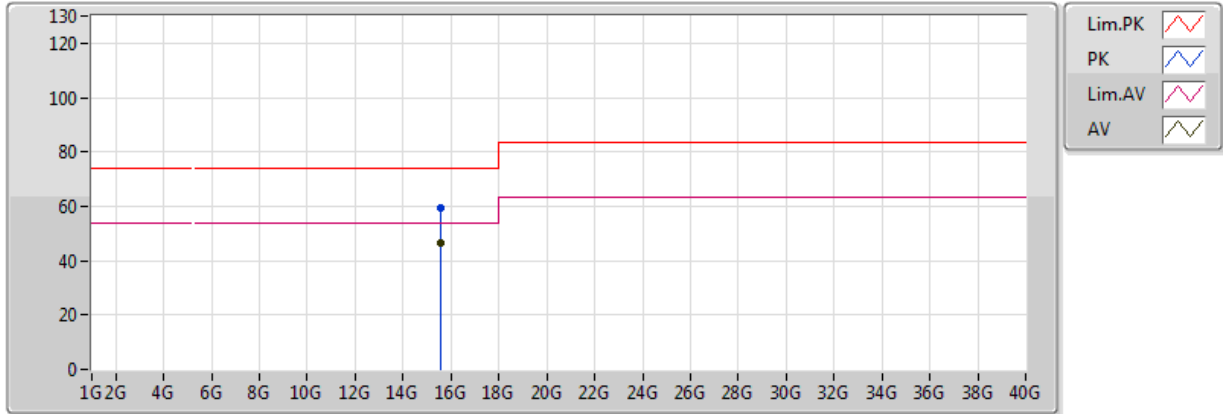


EUT = Y

Type	Freq (Hz)	Level (dBuV/m)	Limit (dBuV/m)	Margin (dB)	Factor (dB)	Dist (m)	Condition	Azimuth (°)	Height (m)	Comments	Raw (dBuV)	AF (dB)	CL (dB)	PA (dB)
AV	15.54G	47.46	54.00	-6.54	14.12	3	Vertical	0	1.50	-	33.34	38.85	9.96	34.68
PK	15.54G	60.08	74.00	-13.92	14.12	3	Vertical	0	1.50	-	45.96	38.85	9.96	34.68

### 802.11a\_Nss1,(6Mbps)\_2TX

### 5180MHz\_TX



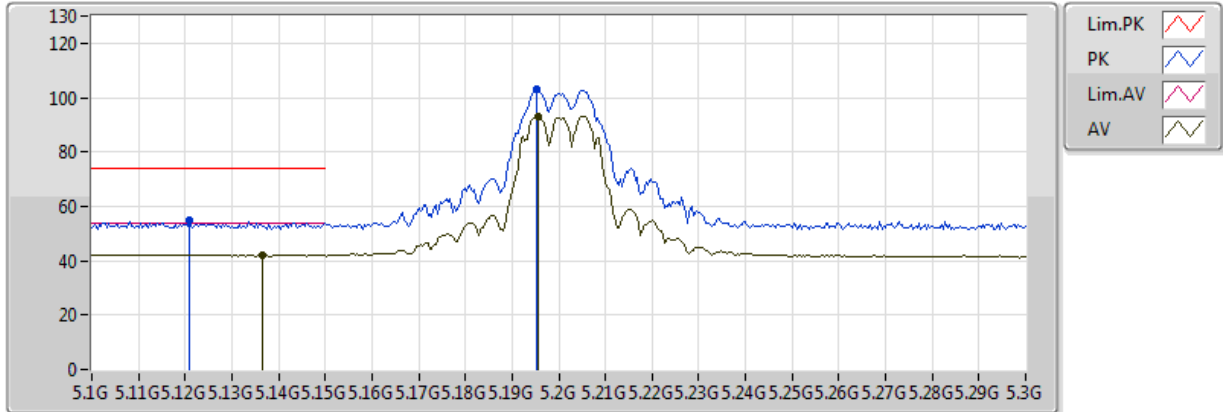
EUT = Y

Type	Freq (Hz)	Level (dBuV/m)	Limit (dBuV/m)	Margin (dB)	Factor (dB)	Dist (m)	Condition	Azimuth (°)	Height (m)	Comments	Raw (dBuV)	AF (dB)	CL (dB)	PA (dB)
AV	15.54G	46.64	54.00	-7.36	14.12	3	Horizontal	29	1.03	-	32.52	38.85	9.96	34.68
PK	15.54G	59.60	74.00	-14.40	14.12	3	Horizontal	29	1.03	-	45.48	38.85	9.96	34.68



### 802.11a\_Nss1,(6Mbps)\_2TX

### 5200MHz\_TX

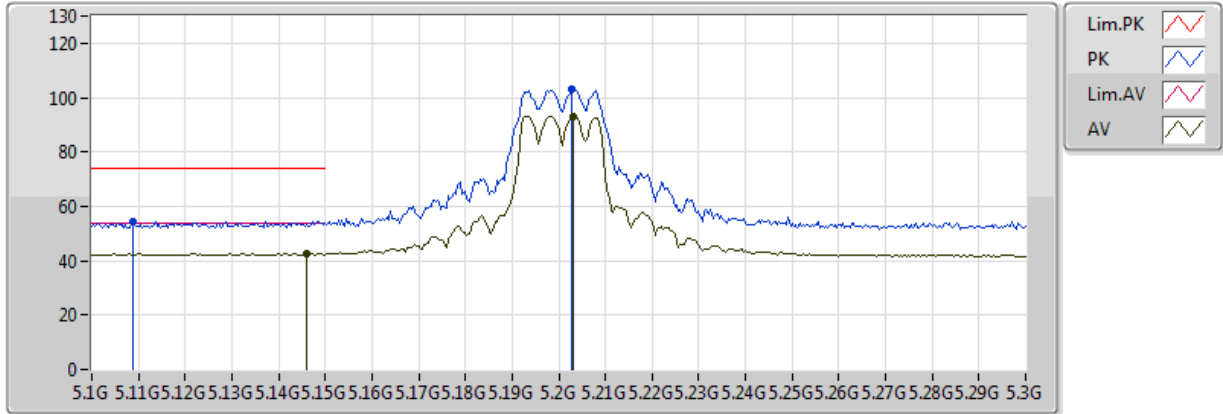


EUT = Y

Type	Freq (Hz)	Level (dBuV/m)	Limit (dBuV/m)	Margin (dB)	Factor (dB)	Dist (m)	Condition	Azimuth (°)	Height (m)	Comments	Raw (dBuV)	AF (dB)	CL (dB)	PA (dB)
AV	5.1364G	42.28	54.00	-11.72	2.79	3	Vertical	17	3.67	-	39.49	31.65	5.62	34.48
AV	5.1956G	93.01	Inf	-Inf	2.83	3	Vertical	17	3.67	-	90.18	31.68	5.63	34.48
PK	5.1208G	54.68	74.00	-19.32	2.78	3	Vertical	17	3.67	-	51.89	31.65	5.61	34.48
PK	5.1952G	103.12	Inf	-Inf	2.83	3	Vertical	17	3.67	-	100.29	31.68	5.63	34.48

### 802.11a\_Nss1,(6Mbps)\_2TX

### 5200MHz\_TX

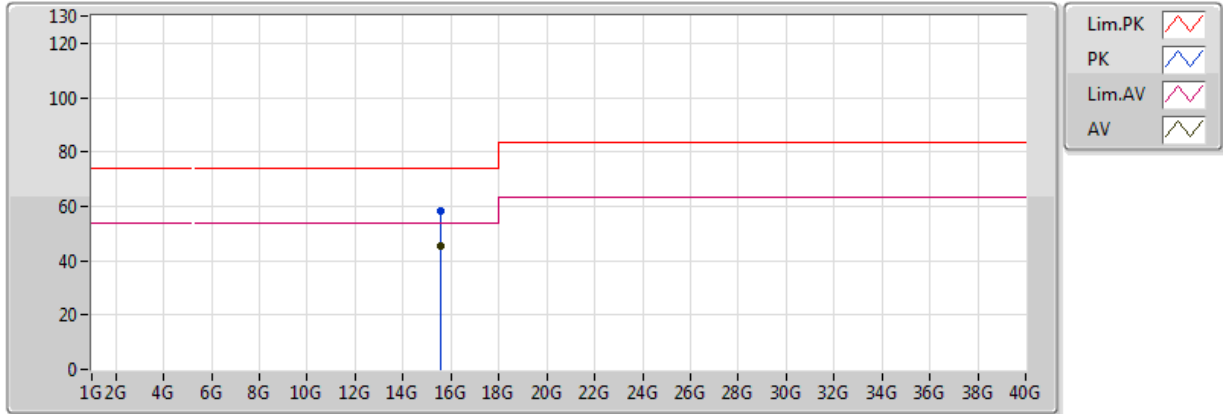


EUT = Y

Type	Freq (Hz)	Level (dBuV/m)	Limit (dBuV/m)	Margin (dB)	Factor (dB)	Dist (m)	Condition	Azimuth (°)	Height (m)	Comments	Raw (dBuV)	AF (dB)	CL (dB)	PA (dB)
AV	5.146G	42.65	54.00	-11.35	2.80	3	Horizontal	184	1.06	-	39.85	31.66	5.62	34.48
AV	5.2032G	93.27	Inf	-Inf	2.83	3	Horizontal	184	1.06	-	90.44	31.68	5.63	34.48
PK	5.1088G	54.53	74.00	-19.47	2.78	3	Horizontal	184	1.06	-	51.75	31.64	5.61	34.48
PK	5.2028G	102.88	Inf	-Inf	2.83	3	Horizontal	184	1.06	-	100.05	31.68	5.63	34.48

### 802.11a\_Nss1,(6Mbps)\_2TX

### 5200MHz\_TX

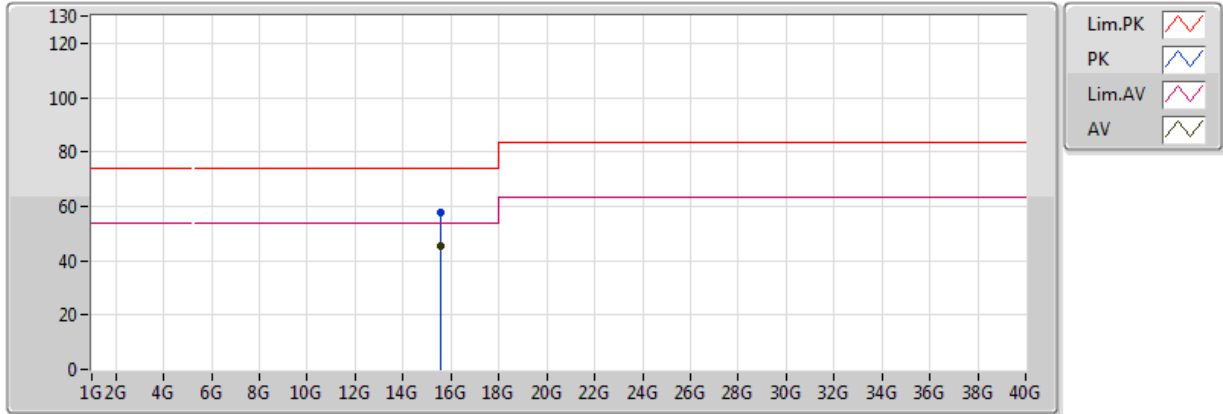


EUT = Y

Type	Freq (Hz)	Level (dBuV/m)	Limit (dBuV/m)	Margin (dB)	Factor (dB)	Dist (m)	Condition	Azimuth (°)	Height (m)	Comments	Raw (dBuV)	AF (dB)	CL (dB)	PA (dB)
AV	15.6G	45.56	54.00	-8.44	13.84	3	Vertical	346	2.30	-	31.72	38.62	9.97	34.75
PK	15.6G	58.15	74.00	-15.85	13.84	3	Vertical	346	2.30	-	44.31	38.62	9.97	34.75

### 802.11a\_Nss1,(6Mbps)\_2TX

### 5200MHz\_TX

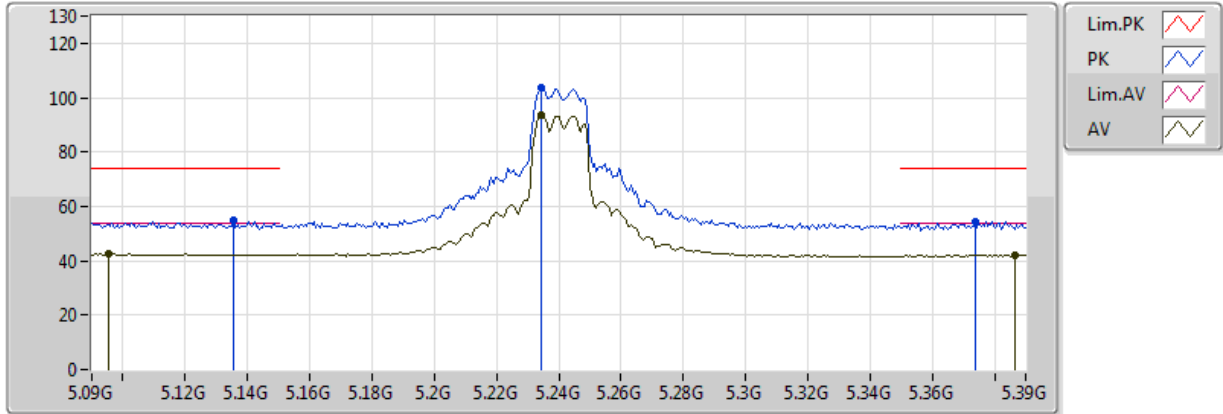


EUT = Y

Type	Freq (Hz)	Level (dBuV/m)	Limit (dBuV/m)	Margin (dB)	Factor (dB)	Dist (m)	Condition	Azimuth (°)	Height (m)	Comments	Raw (dBuV)	AF (dB)	CL (dB)	PA (dB)
AV	15.6G	45.20	54.00	-8.80	13.84	3	Horizontal	171	2.22	-	31.36	38.62	9.97	34.75
PK	15.6G	57.93	74.00	-16.07	13.84	3	Horizontal	171	2.22	-	44.09	38.62	9.97	34.75

### 802.11a\_Nss1,(6Mbps)\_2TX

### 5240MHz\_TX

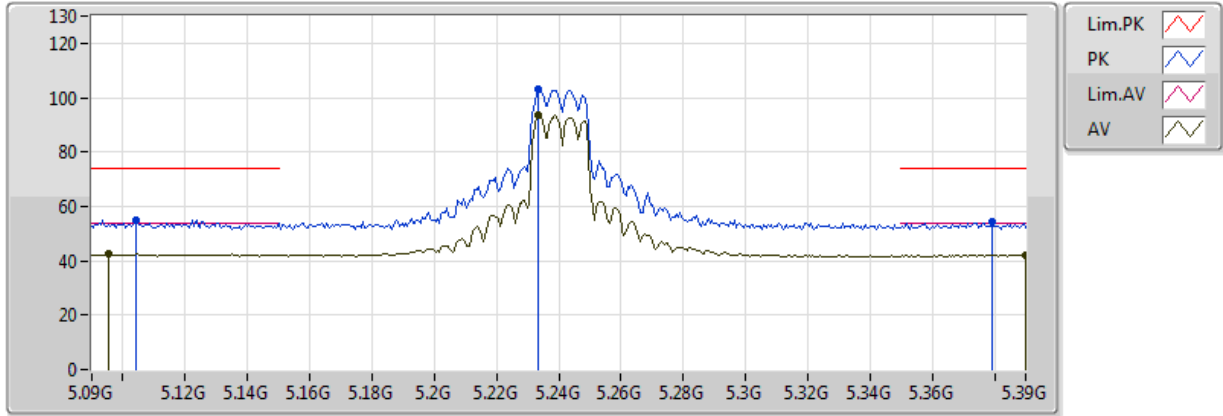


EUT = Y

Type	Freq (Hz)	Level (dBuV/m)	Limit (dBuV/m)	Margin (dB)	Factor (dB)	Dist (m)	Condition	Azimuth (°)	Height (m)	Comments	Raw (dBuV)	AF (dB)	CL (dB)	PA (dB)
AV	5.0954G	42.55	54.00	-11.45	2.77	3	Vertical	32	2.30	-	39.78	31.64	5.61	34.48
AV	5.2346G	93.79	Inf	-Inf	2.84	3	Vertical	32	2.30	-	90.95	31.69	5.63	34.48
AV	5.3864G	42.13	54.00	-11.87	2.92	3	Vertical	32	2.30	-	39.21	31.75	5.66	34.49
PK	5.1356G	54.89	74.00	-19.11	2.79	3	Vertical	32	2.30	-	52.10	31.65	5.62	34.48
PK	5.2346G	103.51	Inf	-Inf	2.84	3	Vertical	32	2.30	-	100.67	31.69	5.63	34.48
PK	5.3738G	54.63	74.00	-19.37	2.91	3	Vertical	32	2.30	-	51.71	31.75	5.65	34.49

### 802.11a\_Nss1,(6Mbps)\_2TX

### 5240MHz\_TX

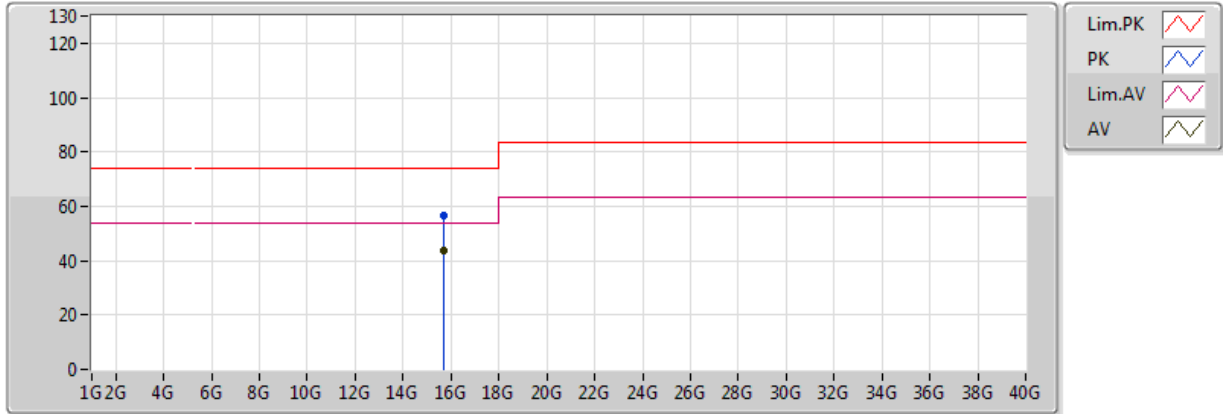


EUT = Y

Type	Freq (Hz)	Level (dBuV/m)	Limit (dBuV/m)	Margin (dB)	Factor (dB)	Dist (m)	Condition	Azimuth (°)	Height (m)	Comments	Raw (dBuV)	AF (dB)	CL (dB)	PA (dB)
AV	5.0954G	42.39	54.00	-11.61	2.77	3	Horizontal	188	1.06	-	39.62	31.64	5.61	34.48
AV	5.2334G	93.38	Inf	-Inf	2.84	3	Horizontal	188	1.06	-	90.54	31.69	5.63	34.48
AV	5.39G	42.27	54.00	-11.73	2.92	3	Horizontal	188	1.06	-	39.35	31.76	5.66	34.49
PK	5.1044G	55.17	74.00	-18.83	2.77	3	Horizontal	188	1.06	-	52.40	31.64	5.61	34.48
PK	5.2334G	103.38	Inf	-Inf	2.84	3	Horizontal	188	1.06	-	100.54	31.69	5.63	34.48
PK	5.3792G	54.37	74.00	-19.63	2.92	3	Horizontal	188	1.06	-	51.46	31.75	5.66	34.49

### 802.11a\_Nss1,(6Mbps)\_2TX

### 5240MHz\_TX

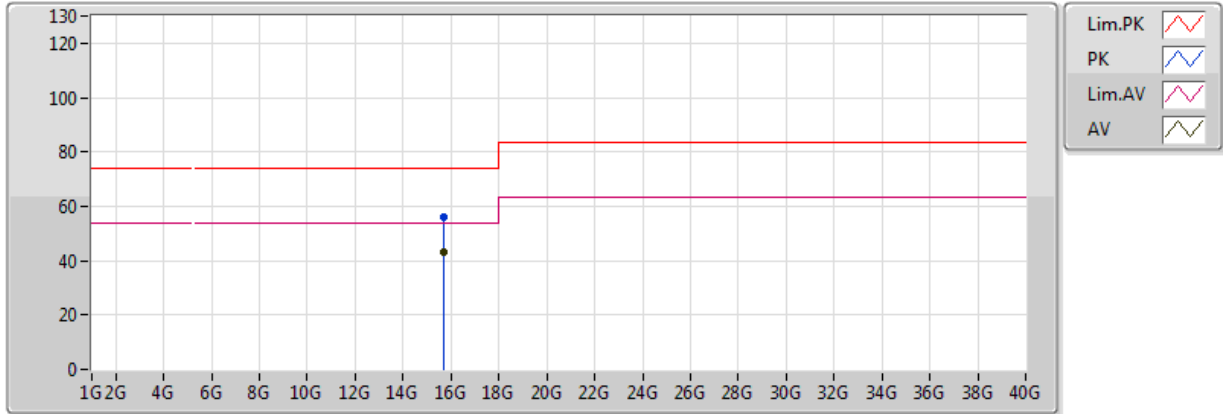


EUT = Y

Type	Freq (Hz)	Level (dBuV/m)	Limit (dBuV/m)	Margin (dB)	Factor (dB)	Dist (m)	Condition	Azimuth (°)	Height (m)	Comments	Raw (dBuV)	AF (dB)	CL (dB)	PA (dB)
AV	15.72G	43.81	54.00	-10.19	13.27	3	Vertical	66	1.89	-	30.54	38.16	10.00	34.90
PK	15.72G	56.71	74.00	-17.29	13.27	3	Vertical	66	1.89	-	43.44	38.16	10.00	34.90

### 802.11a\_Nss1,(6Mbps)\_2TX

### 5240MHz\_TX



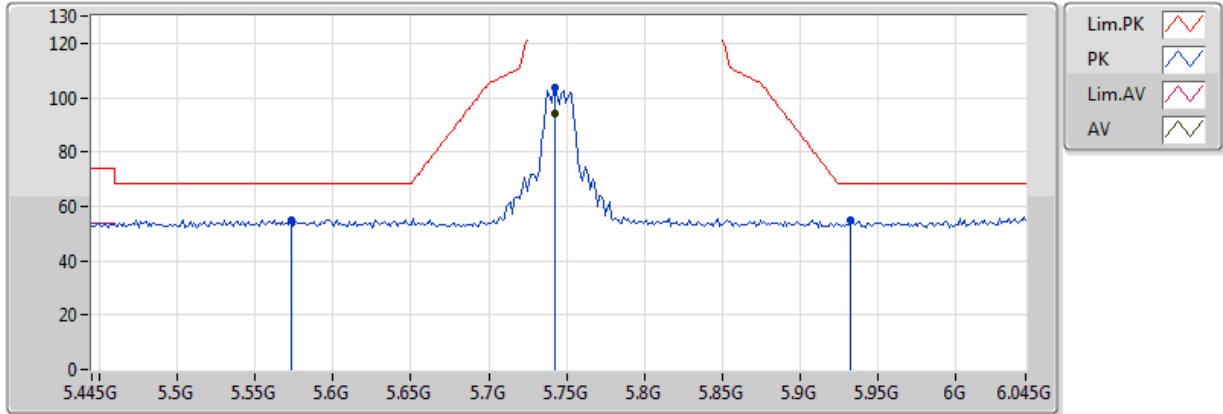
EUT = Y

Type	Freq (Hz)	Level (dBuV/m)	Limit (dBuV/m)	Margin (dB)	Factor (dB)	Dist (m)	Condition	Azimuth (°)	Height (m)	Comments	Raw (dBuV)	AF (dB)	CL (dB)	PA (dB)
AV	15.72G	43.17	54.00	-10.83	13.27	3	Horizontal	24	2.42	-	29.90	38.16	10.00	34.90
PK	15.72G	55.99	74.00	-18.01	13.27	3	Horizontal	24	2.42	-	42.72	38.16	10.00	34.90



### 802.11a\_Nss1,(6Mbps)\_2TX

### 5745MHz\_TX

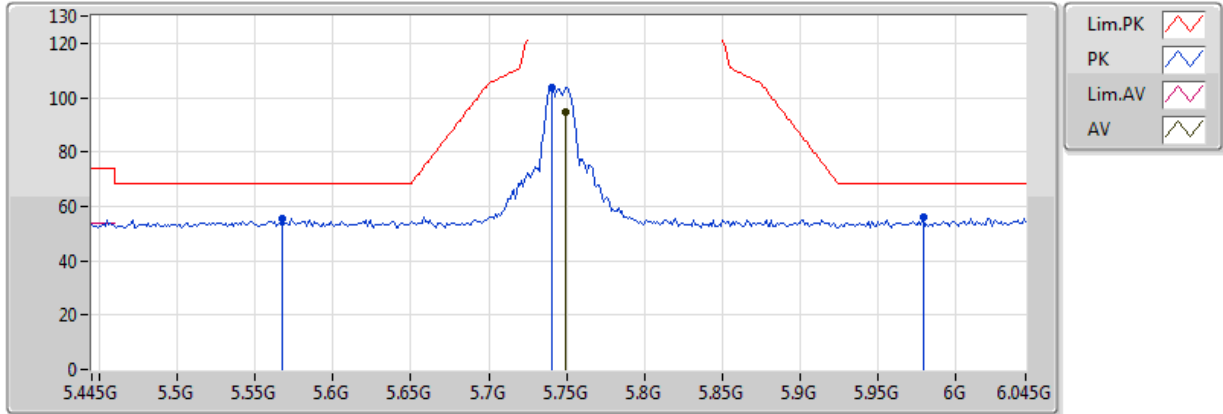


EUT = Y

Type	Freq (Hz)	Level (dBuV/m)	Limit (dBuV/m)	Margin (dB)	Factor (dB)	Dist (m)	Condition	Azimuth (°)	Height (m)	Comments	Raw (dBuV)	AF (dB)	CL (dB)	PA (dB)
AV	5.7426G	94.05	Inf	-Inf	3.48	3	Vertical	346	2.52	-	90.56	32.19	5.84	34.55
PK	5.5734G	55.17	68.20	-13.03	3.13	3	Vertical	346	2.52	-	52.03	31.92	5.72	34.50
PK	5.7426G	103.41	Inf	-Inf	3.48	3	Vertical	346	2.52	-	99.92	32.19	5.84	34.55
PK	5.9322G	54.81	68.20	-13.39	3.88	3	Vertical	346	2.52	-	50.93	32.49	5.98	34.60

### 802.11a\_Nss1,(6Mbps)\_2TX

### 5745MHz\_TX

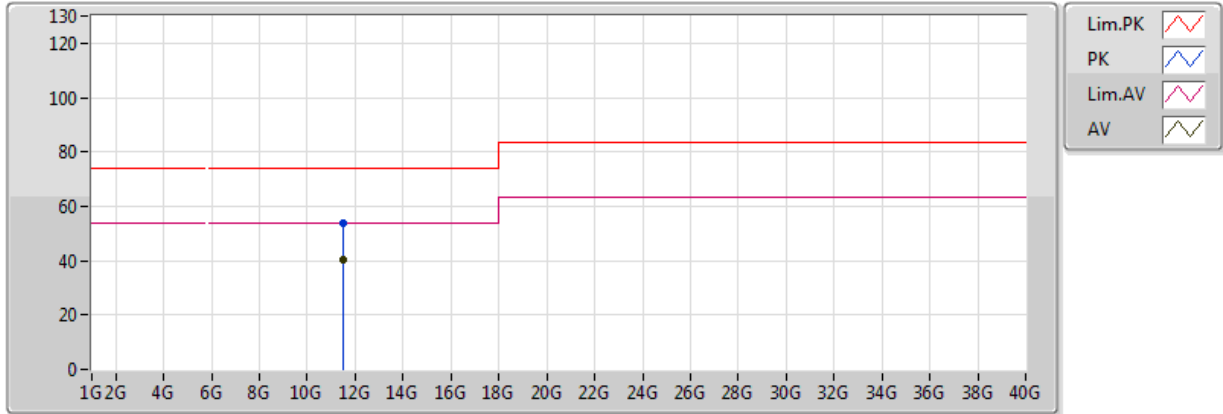


EUT = Y

Type	Freq (Hz)	Level (dBuV/m)	Limit (dBuV/m)	Margin (dB)	Factor (dB)	Dist (m)	Condition	Azimuth (°)	Height (m)	Comments	Raw (dBuV)	AF (dB)	CL (dB)	PA (dB)
AV	5.7498G	94.52	Inf	-Inf	3.50	3	Horizontal	263	1.00	-	91.02	32.20	5.85	34.55
PK	5.5674G	55.73	68.20	-12.47	3.12	3	Horizontal	263	1.00	-	52.61	31.91	5.72	34.50
PK	5.7402G	103.87	Inf	-Inf	3.48	3	Horizontal	263	1.00	-	100.39	32.18	5.84	34.55
PK	5.979G	55.78	68.20	-12.42	3.98	3	Horizontal	263	1.00	-	51.80	32.57	6.02	34.61

### 802.11a\_Nss1,(6Mbps)\_2TX

### 5745MHz\_TX

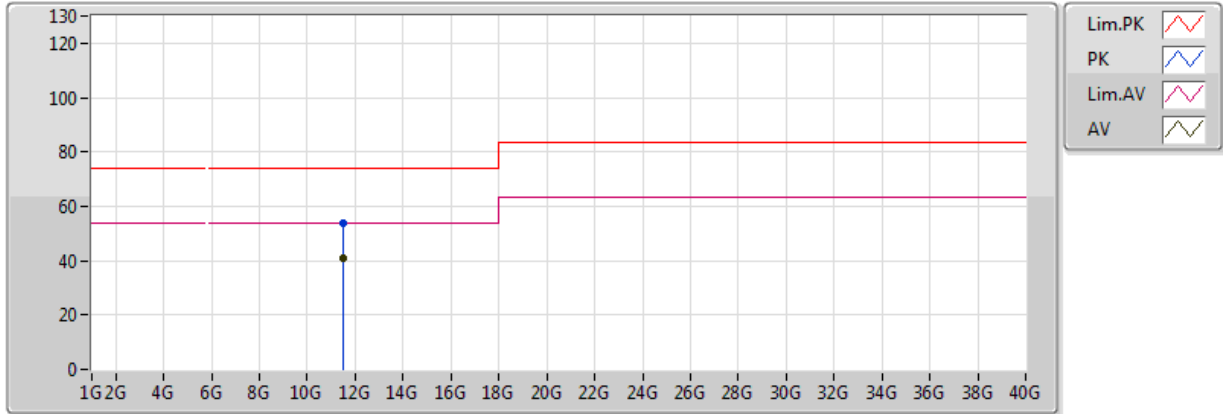


EUT = Y

Type	Freq (Hz)	Level (dBuV/m)	Limit (dBuV/m)	Margin (dB)	Factor (dB)	Dist (m)	Condition	Azimuth (°)	Height (m)	Comments	Raw (dBuV)	AF (dB)	CL (dB)	PA (dB)
AV	11.49G	40.56	54.00	-13.44	13.41	3	Vertical	28	1.32	-	27.15	39.71	8.35	34.66
PK	11.49G	53.64	74.00	-20.36	13.41	3	Vertical	28	1.32	-	40.23	39.71	8.35	34.66

### 802.11a\_Nss1,(6Mbps)\_2TX

### 5745MHz\_TX

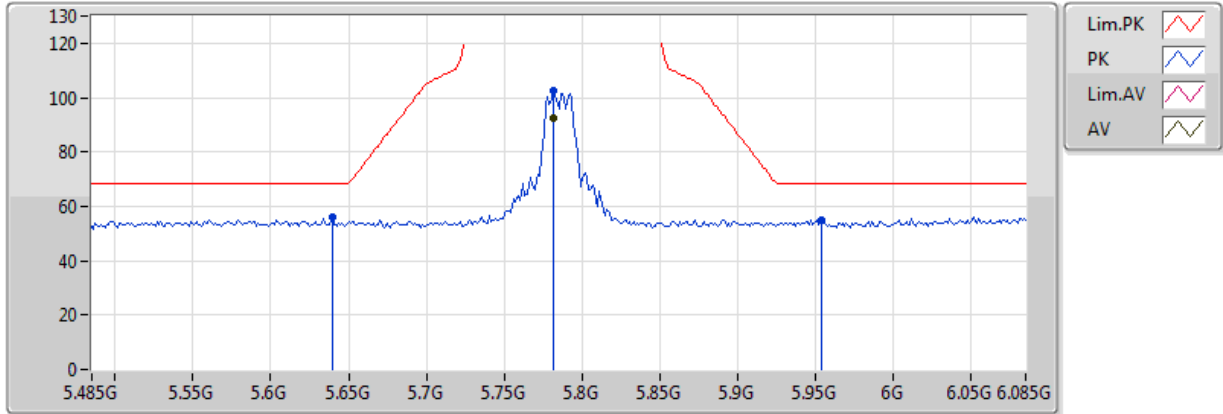


EUT = Y

Type	Freq (Hz)	Level (dBuV/m)	Limit (dBuV/m)	Margin (dB)	Factor (dB)	Dist (m)	Condition	Azimuth (°)	Height (m)	Comments	Raw (dBuV)	AF (dB)	CL (dB)	PA (dB)
AV	11.49G	40.65	54.00	-13.35	13.41	3	Horizontal	290	1.29	-	27.24	39.71	8.35	34.66
PK	11.49G	53.77	74.00	-20.23	13.41	3	Horizontal	290	1.29	-	40.36	39.71	8.35	34.66

### 802.11a\_Nss1,(6Mbps)\_2TX

### 5785MHz\_TX

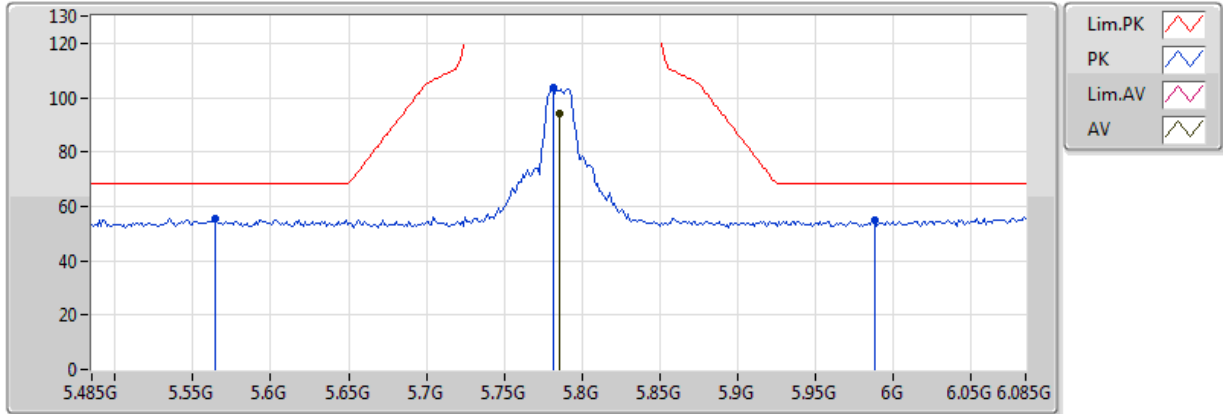


EUT = Y

Type	Freq (Hz)	Level (dBuV/m)	Limit (dBuV/m)	Margin (dB)	Factor (dB)	Dist (m)	Condition	Azimuth (°)	Height (m)	Comments	Raw (dBuV)	AF (dB)	CL (dB)	PA (dB)
AV	5.7814G	92.66	Inf	-Inf	3.57	3	Vertical	360	2.27	-	89.09	32.25	5.88	34.56
PK	5.6398G	55.80	68.20	-12.40	3.27	3	Vertical	360	2.27	-	52.53	32.02	5.77	34.52
PK	5.7814G	102.29	Inf	-Inf	3.57	3	Vertical	360	2.27	-	98.72	32.25	5.88	34.56
PK	5.9542G	54.70	68.20	-13.50	3.92	3	Vertical	360	2.27	-	50.78	32.53	6.00	34.60

### 802.11a\_Nss1,(6Mbps)\_2TX

### 5785MHz\_TX

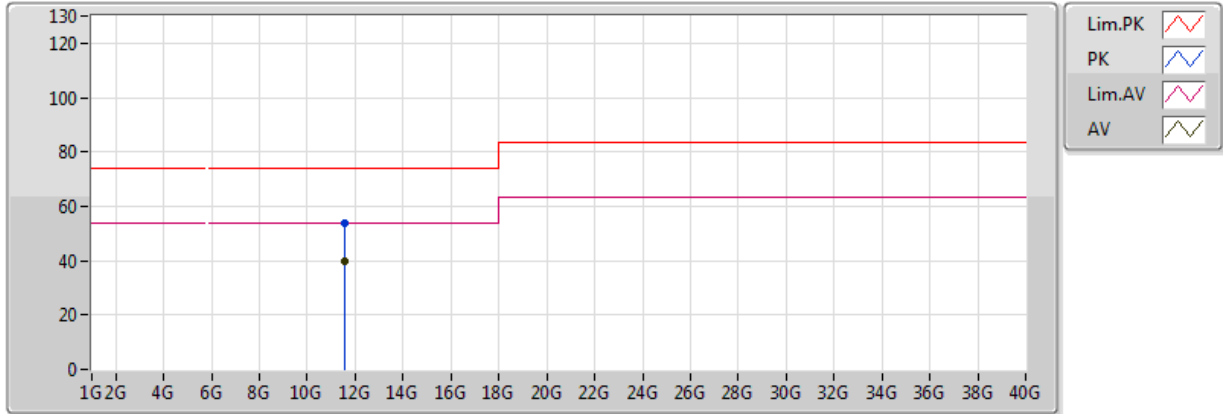


EUT = Y

Type	Freq (Hz)	Level (dBuV/m)	Limit (dBuV/m)	Margin (dB)	Factor (dB)	Dist (m)	Condition	Azimuth (°)	Height (m)	Comments	Raw (dBuV)	AF (dB)	CL (dB)	PA (dB)
AV	5.785G	93.90	Inf	-Inf	3.58	3	Horizontal	262	1.01	-	90.32	32.26	5.88	34.56
PK	5.5642G	55.69	68.20	-12.51	3.11	3	Horizontal	262	1.01	-	52.57	31.90	5.71	34.50
PK	5.7814G	103.39	Inf	-Inf	3.57	3	Horizontal	262	1.01	-	99.82	32.25	5.88	34.56
PK	5.9878G	55.10	68.20	-13.10	3.99	3	Horizontal	262	1.01	-	51.11	32.58	6.02	34.61

### 802.11a\_Nss1,(6Mbps)\_2TX

### 5785MHz\_TX

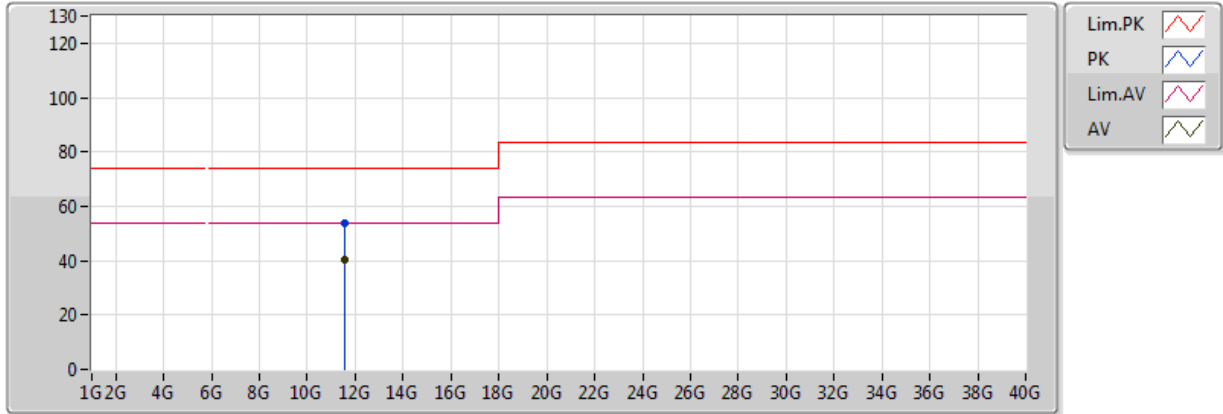


EUT = Y

Type	Freq (Hz)	Level (dBuV/m)	Limit (dBuV/m)	Margin (dB)	Factor (dB)	Dist (m)	Condition	Azimuth (°)	Height (m)	Comments	Raw (dBuV)	AF (dB)	CL (dB)	PA (dB)
AV	11.57G	40.00	54.00	-14.00	13.30	3	Vertical	15	2.07	-	26.70	39.60	8.37	34.68
PK	11.57G	54.07	74.00	-19.93	13.30	3	Vertical	15	2.07	-	40.77	39.60	8.37	34.68

### 802.11a\_Nss1,(6Mbps)\_2TX

### 5785MHz\_TX



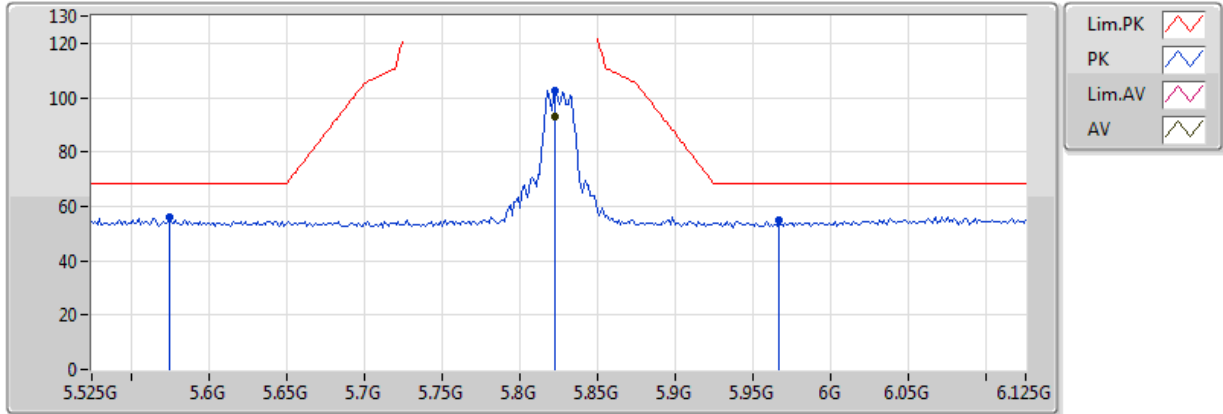
EUT = Y

Type	Freq (Hz)	Level (dBuV/m)	Limit (dBuV/m)	Margin (dB)	Factor (dB)	Dist (m)	Condition	Azimuth (°)	Height (m)	Comments	Raw (dBuV)	AF (dB)	CL (dB)	PA (dB)
AV	11.57G	40.35	54.00	-13.65	13.30	3	Horizontal	121	2.07	-	27.05	39.60	8.37	34.68
PK	11.57G	53.77	74.00	-20.23	13.30	3	Horizontal	121	2.07	-	40.47	39.60	8.37	34.68



### 802.11a\_Nss1,(6Mbps)\_2TX

### 5825MHz\_TX

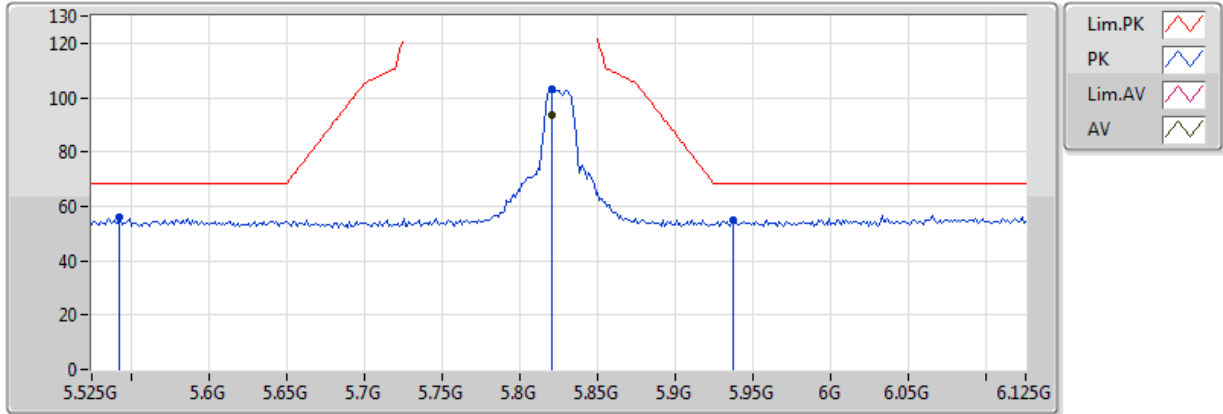


EUT = Y

Type	Freq (Hz)	Level (dBuV/m)	Limit (dBuV/m)	Margin (dB)	Factor (dB)	Dist (m)	Condition	Azimuth (°)	Height (m)	Comments	Raw (dBuV)	AF (dB)	CL (dB)	PA (dB)
AV	5.8226G	93.18	Inf	-Inf	3.66	3	Vertical	346	2.46	-	89.53	32.32	5.91	34.57
PK	5.5754G	55.96	68.20	-12.24	3.14	3	Vertical	346	2.46	-	52.82	31.92	5.72	34.51
PK	5.8226G	102.52	Inf	-Inf	3.66	3	Vertical	346	2.46	-	98.87	32.32	5.91	34.57
PK	5.9666G	55.16	68.20	-13.04	3.95	3	Vertical	346	2.46	-	51.21	32.55	6.01	34.60

### 802.11a\_Nss1,(6Mbps)\_2TX

### 5825MHz\_TX

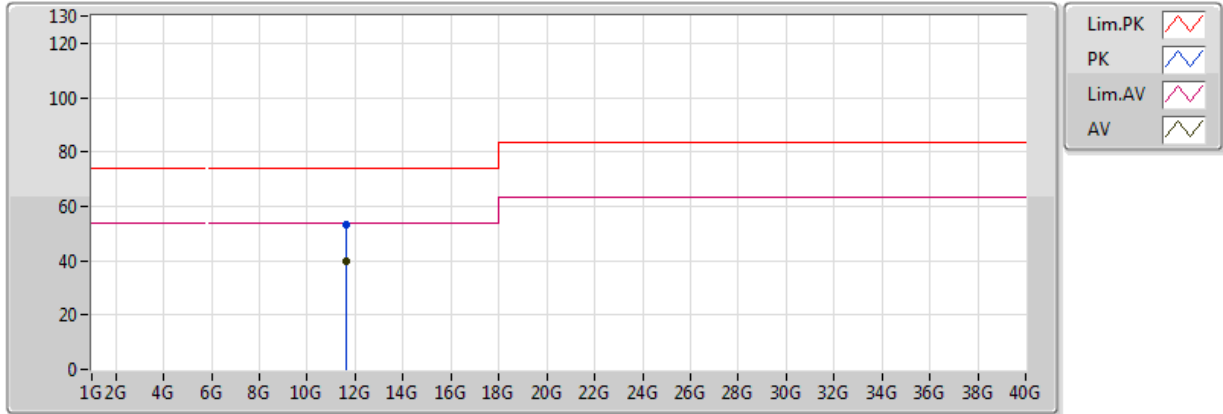


EUT = Y

Type	Freq (Hz)	Level (dBuV/m)	Limit (dBuV/m)	Margin (dB)	Factor (dB)	Dist (m)	Condition	Azimuth (°)	Height (m)	Comments	Raw (dBuV)	AF (dB)	CL (dB)	PA (dB)
AV	5.8202G	93.66	Inf	-Inf	3.65	3	Horizontal	261	1.00	-	90.01	32.31	5.90	34.57
PK	5.543G	55.78	68.20	-12.42	3.07	3	Horizontal	261	1.00	-	52.71	31.87	5.70	34.50
PK	5.8202G	103.11	Inf	-Inf	3.65	3	Horizontal	261	1.00	-	99.46	32.31	5.90	34.57
PK	5.9366G	55.01	68.20	-13.19	3.89	3	Horizontal	261	1.00	-	51.13	32.50	5.99	34.60

### 802.11a\_Nss1,(6Mbps)\_2TX

### 5825MHz\_TX

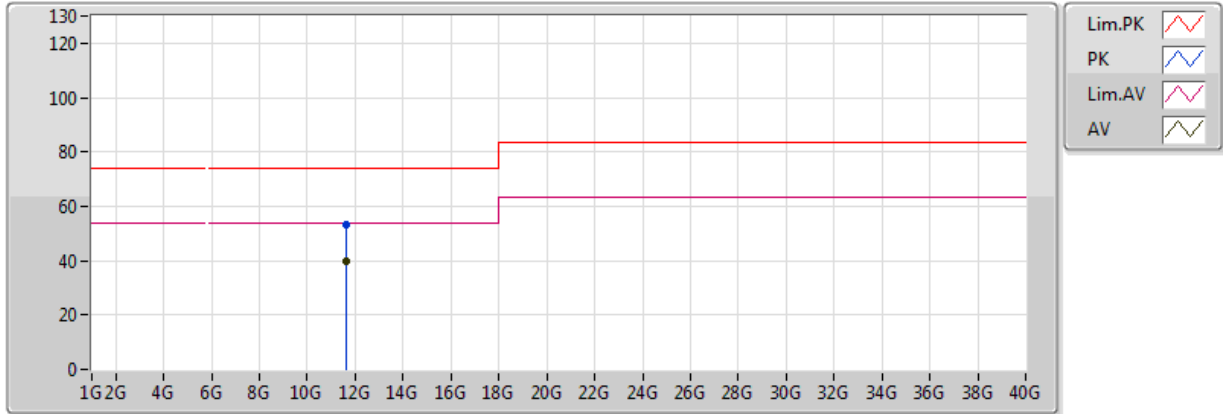


EUT = Y

Type	Freq (Hz)	Level (dBuV/m)	Limit (dBuV/m)	Margin (dB)	Factor (dB)	Dist (m)	Condition	Azimuth (°)	Height (m)	Comments	Raw (dBuV)	AF (dB)	CL (dB)	PA (dB)
AV	11.65G	39.65	54.00	-14.35	13.19	3	Vertical	168	1.70	-	26.46	39.49	8.40	34.70
PK	11.65G	53.12	74.00	-20.88	13.19	3	Vertical	168	1.70	-	39.93	39.49	8.40	34.70

### 802.11a\_Nss1,(6Mbps)\_2TX

### 5825MHz\_TX

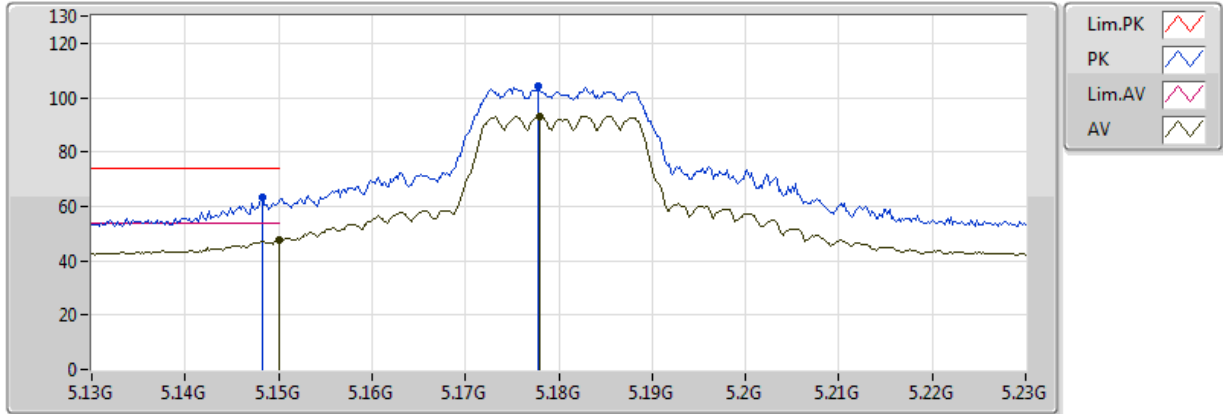


EUT = Y

Type	Freq (Hz)	Level (dBuV/m)	Limit (dBuV/m)	Margin (dB)	Factor (dB)	Dist (m)	Condition	Azimuth (°)	Height (m)	Comments	Raw (dBuV)	AF (dB)	CL (dB)	PA (dB)
AV	11.65G	39.78	54.00	-14.22	13.19	3	Horizontal	80	1.36	-	26.59	39.49	8.40	34.70
PK	11.65G	53.10	74.00	-20.90	13.19	3	Horizontal	80	1.36	-	39.91	39.49	8.40	34.70

### 802.11ac VHT20\_Nss1,(MCS0)\_2TX

### 5180MHz\_TX

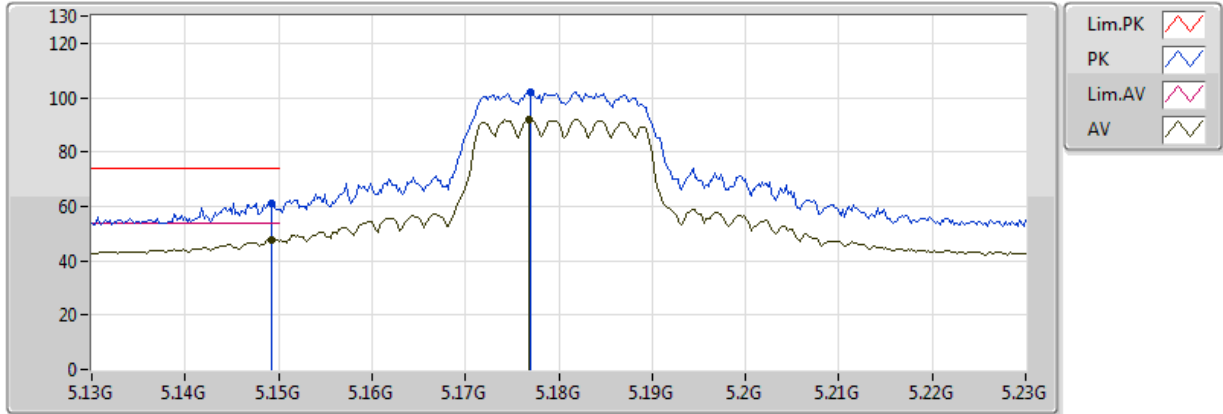


EUT = Y

Type	Freq (Hz)	Level (dBuV/m)	Limit (dBuV/m)	Margin (dB)	Factor (dB)	Dist (m)	Condition	Azimuth (°)	Height (m)	Comments	Raw (dBuV)	AF (dB)	CL (dB)	PA (dB)
AV	5.149995G	47.47	54.00	-6.53	2.80	3	Vertical	27	3.30	-	44.67	31.66	5.62	34.48
AV	5.178G	93.19	Inf	-Inf	2.82	3	Vertical	27	3.30	-	90.37	31.67	5.63	34.48
PK	5.1482G	63.10	74.00	-10.90	2.80	3	Vertical	27	3.30	-	60.30	31.66	5.62	34.48
PK	5.1778G	104.01	Inf	-Inf	2.82	3	Vertical	27	3.30	-	101.20	31.67	5.63	34.48

### 802.11ac VHT20\_Nss1,(MCS0)\_2TX

### 5180MHz\_TX

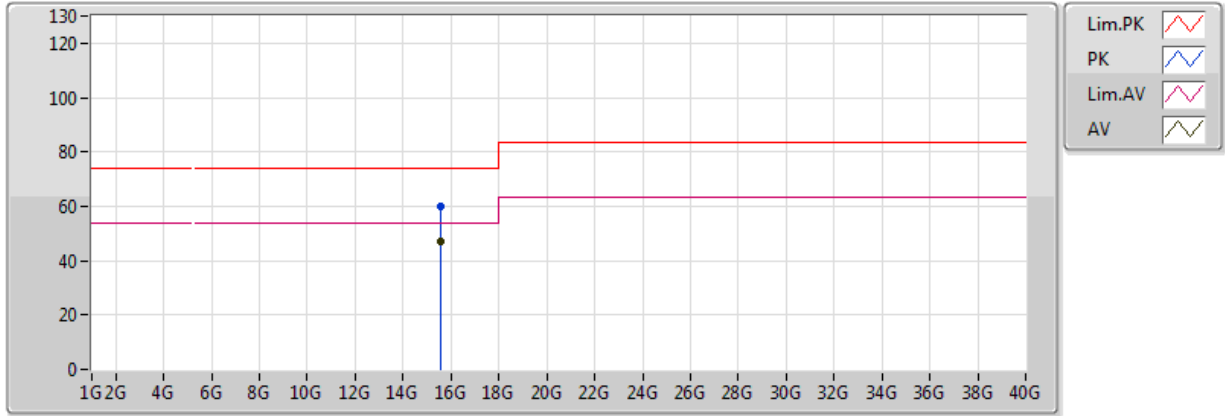


EUT = Y

Type	Freq (Hz)	Level (dBuV/m)	Limit (dBuV/m)	Margin (dB)	Factor (dB)	Dist (m)	Condition	Azimuth (°)	Height (m)	Comments	Raw (dBuV)	AF (dB)	CL (dB)	PA (dB)
AV	5.1492G	47.90	54.00	-6.10	2.80	3	Horizontal	184	1.01	-	45.10	31.66	5.62	34.48
AV	5.1768G	91.88	Inf	-Inf	2.82	3	Horizontal	184	1.01	-	89.07	31.67	5.63	34.48
PK	5.1492G	61.31	74.00	-12.69	2.80	3	Horizontal	184	1.01	-	58.51	31.66	5.62	34.48
PK	5.177G	101.88	Inf	-Inf	2.82	3	Horizontal	184	1.01	-	99.07	31.67	5.63	34.48

### 802.11ac VHT20\_Nss1,(MCS0)\_2TX

### 5180MHz\_TX

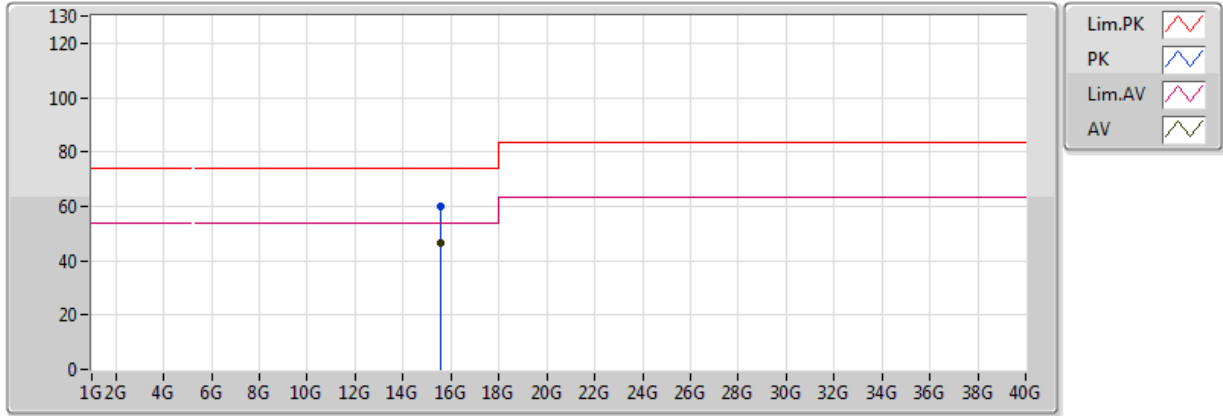


EUT = Y

Type	Freq (Hz)	Level (dBuV/m)	Limit (dBuV/m)	Margin (dB)	Factor (dB)	Dist (m)	Condition	Azimuth (°)	Height (m)	Comments	Raw (dBuV)	AF (dB)	CL (dB)	PA (dB)
AV	15.54G	47.23	54.00	-6.77	14.12	3	Vertical	345	1.51	-	33.11	38.85	9.96	34.68
PK	15.54G	59.84	74.00	-14.16	14.12	3	Vertical	345	1.51	-	45.72	38.85	9.96	34.68

### 802.11ac VHT20\_Nss1,(MCS0)\_2TX

### 5180MHz\_TX



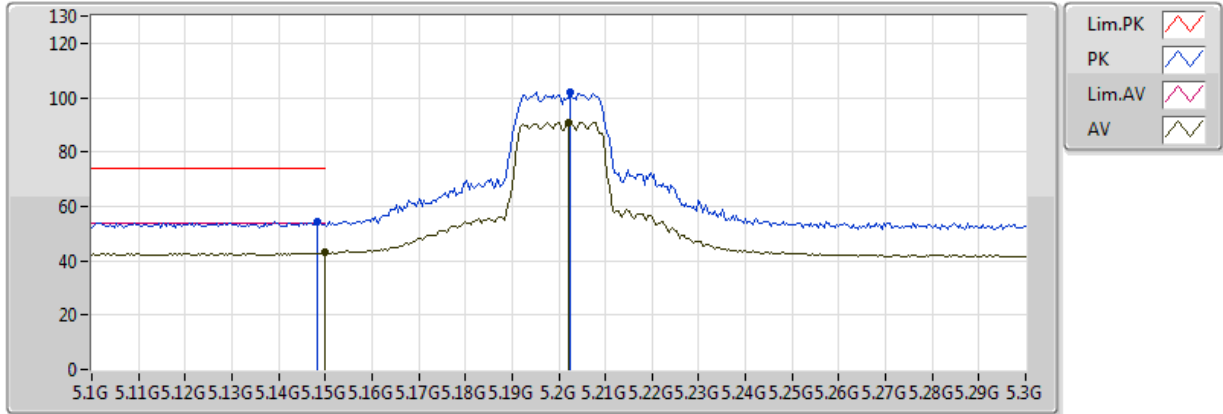
EUT = Y

Type	Freq (Hz)	Level (dBuV/m)	Limit (dBuV/m)	Margin (dB)	Factor (dB)	Dist (m)	Condition	Azimuth (°)	Height (m)	Comments	Raw (dBuV)	AF (dB)	CL (dB)	PA (dB)
AV	15.54G	46.40	54.00	-7.60	14.12	3	Horizontal	147	1.04	-	32.28	38.85	9.96	34.68
PK	15.54G	59.75	74.00	-14.25	14.12	3	Horizontal	147	1.04	-	45.63	38.85	9.96	34.68



### 802.11ac VHT20\_Nss1,(MCS0)\_2TX

### 5200MHz\_TX

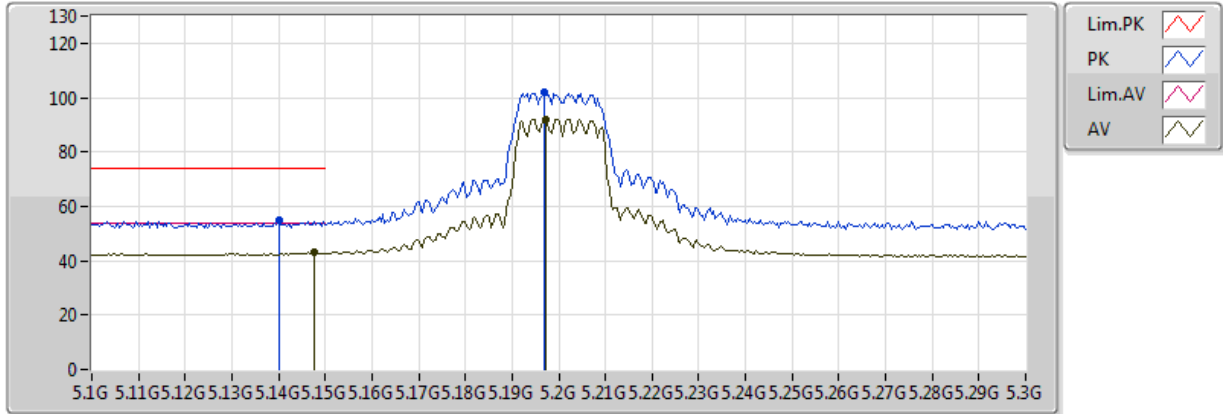


EUT = Y

Type	Freq (Hz)	Level (dBuV/m)	Limit (dBuV/m)	Margin (dB)	Factor (dB)	Dist (m)	Condition	Azimuth (°)	Height (m)	Comments	Raw (dBuV)	AF (dB)	CL (dB)	PA (dB)
AV	5.149995G	43.02	54.00	-10.98	2.80	3	Vertical	43	2.19	-	40.22	31.66	5.62	34.48
AV	5.202G	91.03	Inf	-Inf	2.83	3	Vertical	43	2.19	-	88.20	31.68	5.63	34.48
PK	5.1484G	54.51	74.00	-19.49	2.80	3	Vertical	43	2.19	-	51.71	31.66	5.62	34.48
PK	5.2024G	102.16	Inf	-Inf	2.83	3	Vertical	43	2.19	-	99.33	31.68	5.63	34.48

### 802.11ac VHT20\_Nss1,(MCS0)\_2TX

### 5200MHz\_TX

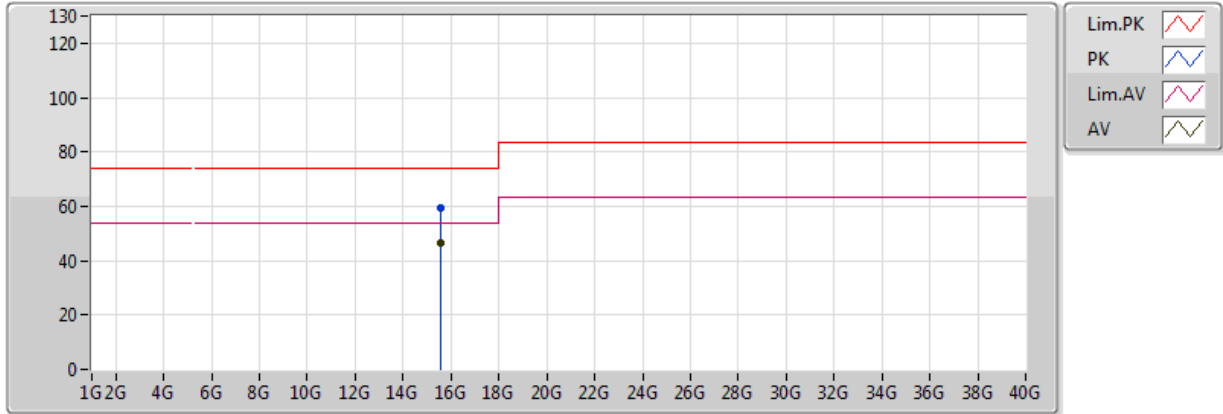


EUT = Y

Type	Freq (Hz)	Level (dBuV/m)	Limit (dBuV/m)	Margin (dB)	Factor (dB)	Dist (m)	Condition	Azimuth (°)	Height (m)	Comments	Raw (dBuV)	AF (dB)	CL (dB)	PA (dB)
AV	5.1476G	42.92	54.00	-11.08	2.80	3	Horizontal	186	2.02	-	40.12	31.66	5.62	34.48
AV	5.1972G	92.07	Inf	-Inf	2.83	3	Horizontal	186	2.02	-	89.24	31.68	5.63	34.48
PK	5.14G	55.01	74.00	-18.99	2.79	3	Horizontal	186	2.02	-	52.22	31.66	5.62	34.48
PK	5.1968G	102.05	Inf	-Inf	2.83	3	Horizontal	186	2.02	-	99.22	31.68	5.63	34.48

### 802.11ac VHT20\_Nss1,(MCS0)\_2TX

### 5200MHz\_TX

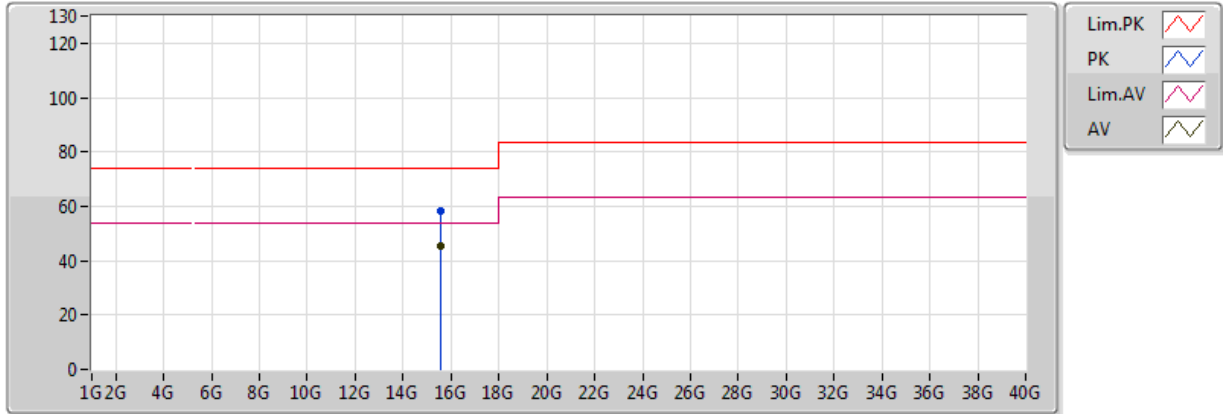


EUT = Y

Type	Freq (Hz)	Level (dBuV/m)	Limit (dBuV/m)	Margin (dB)	Factor (dB)	Dist (m)	Condition	Azimuth (°)	Height (m)	Comments	Raw (dBuV)	AF (dB)	CL (dB)	PA (dB)
AV	15.6G	46.27	54.00	-7.73	13.84	3	Vertical	353	1.50	-	32.43	38.62	9.97	34.75
PK	15.6G	59.14	74.00	-14.86	13.84	3	Vertical	353	1.50	-	45.30	38.62	9.97	34.75

### 802.11ac VHT20\_Nss1,(MCS0)\_2TX

### 5200MHz\_TX

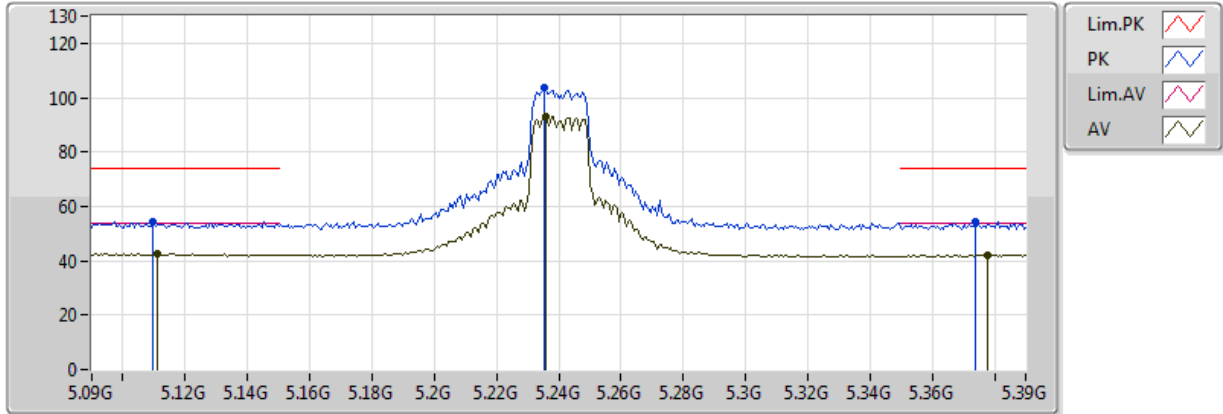


EUT = Y

Type	Freq (Hz)	Level (dBuV/m)	Limit (dBuV/m)	Margin (dB)	Factor (dB)	Dist (m)	Condition	Azimuth (°)	Height (m)	Comments	Raw (dBuV)	AF (dB)	CL (dB)	PA (dB)
AV	15.6G	45.26	54.00	-8.74	13.84	3	Horizontal	348	3.69	-	31.42	38.62	9.97	34.75
PK	15.6G	58.06	74.00	-15.94	13.84	3	Horizontal	348	3.69	-	44.22	38.62	9.97	34.75

### 802.11ac VHT20\_Nss1,(MCS0)\_2TX

### 5240MHz\_TX

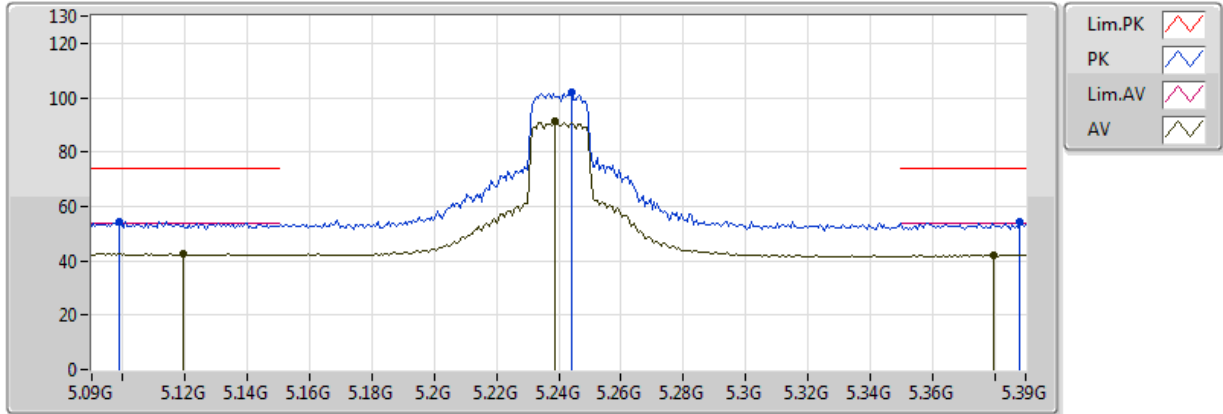


EUT = Y

Type	Freq (Hz)	Level (dBuV/m)	Limit (dBuV/m)	Margin (dB)	Factor (dB)	Dist (m)	Condition	Azimuth (°)	Height (m)	Comments	Raw (dBuV)	AF (dB)	CL (dB)	PA (dB)
AV	5.111G	42.60	54.00	-11.40	2.78	3	Vertical	20	3.26	-	39.82	31.64	5.61	34.48
AV	5.2358G	92.99	Inf	-Inf	2.84	3	Vertical	20	3.26	-	90.15	31.69	5.63	34.48
AV	5.378G	42.11	54.00	-11.89	2.92	3	Vertical	20	3.26	-	39.20	31.75	5.66	34.49
PK	5.1098G	54.41	74.00	-19.59	2.78	3	Vertical	20	3.26	-	51.64	31.64	5.61	34.48
PK	5.2352G	103.76	Inf	-Inf	2.84	3	Vertical	20	3.26	-	100.91	31.69	5.63	34.48
PK	5.3738G	54.15	74.00	-19.85	2.91	3	Vertical	20	3.26	-	51.23	31.75	5.65	34.49

### 802.11ac VHT20\_Nss1,(MCS0)\_2TX

### 5240MHz\_TX

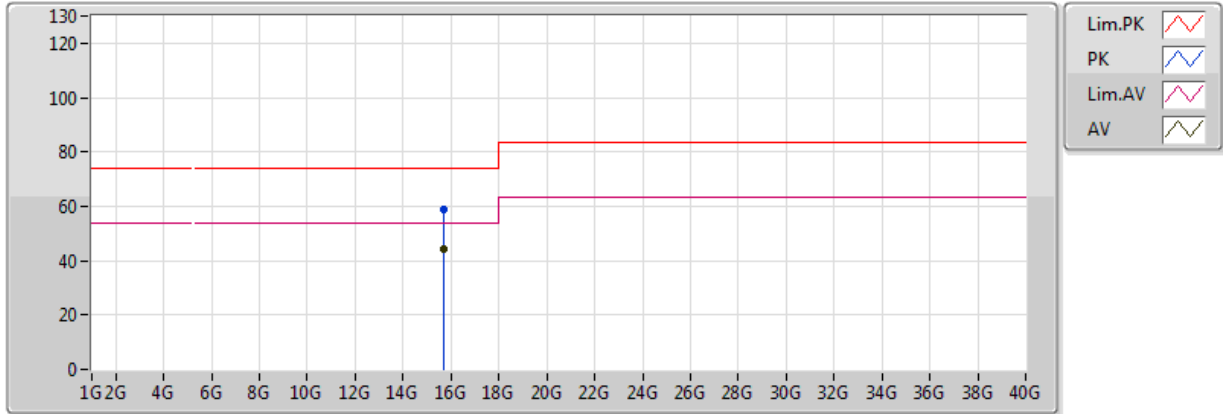


EUT = Y

Type	Freq (Hz)	Level (dBuV/m)	Limit (dBuV/m)	Margin (dB)	Factor (dB)	Dist (m)	Condition	Azimuth (°)	Height (m)	Comments	Raw (dBuV)	AF (dB)	CL (dB)	PA (dB)
AV	5.1194G	42.59	54.00	-11.41	2.78	3	Horizontal	48	1.08	-	39.81	31.65	5.61	34.48
AV	5.2388G	91.13	Inf	-Inf	2.85	3	Horizontal	48	1.08	-	88.29	31.70	5.63	34.48
AV	5.3798G	42.08	54.00	-11.92	2.92	3	Horizontal	48	1.08	-	39.16	31.75	5.66	34.49
PK	5.099G	54.39	74.00	-19.61	2.77	3	Horizontal	48	1.08	-	51.62	31.64	5.61	34.48
PK	5.2442G	101.80	Inf	-Inf	2.85	3	Horizontal	48	1.08	-	98.95	31.70	5.63	34.48
PK	5.3882G	54.09	74.00	-19.91	2.92	3	Horizontal	48	1.08	-	51.16	31.76	5.66	34.49

### 802.11ac VHT20\_Nss1,(MCS0)\_2TX

### 5240MHz\_TX

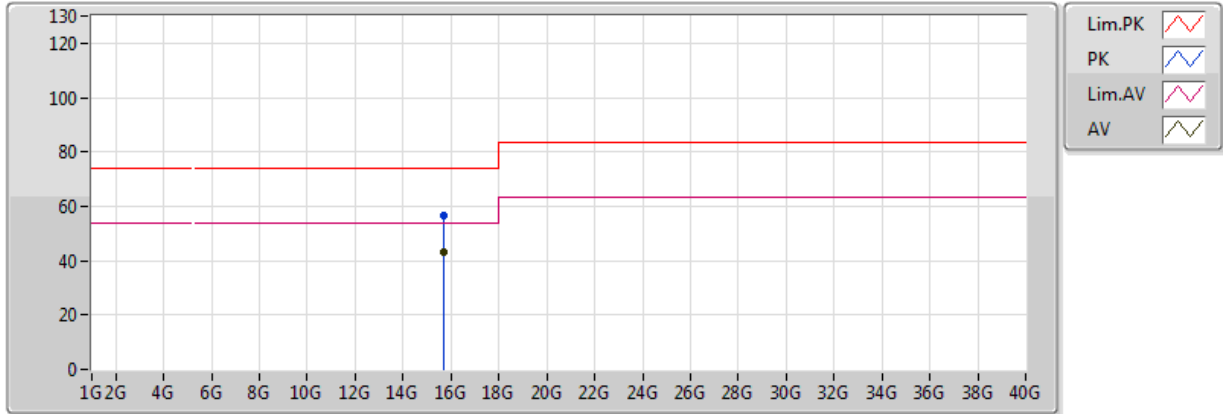


EUT = Y

Type	Freq (Hz)	Level (dBuV/m)	Limit (dBuV/m)	Margin (dB)	Factor (dB)	Dist (m)	Condition	Azimuth (°)	Height (m)	Comments	Raw (dBuV)	AF (dB)	CL (dB)	PA (dB)
AV	15.72G	44.52	54.00	-9.48	13.27	3	Vertical	69	1.64	-	31.25	38.16	10.00	34.90
PK	15.72G	58.60	74.00	-15.40	13.27	3	Vertical	69	1.64	-	45.33	38.16	10.00	34.90

### 802.11ac VHT20\_Nss1,(MCS0)\_2TX

### 5240MHz\_TX



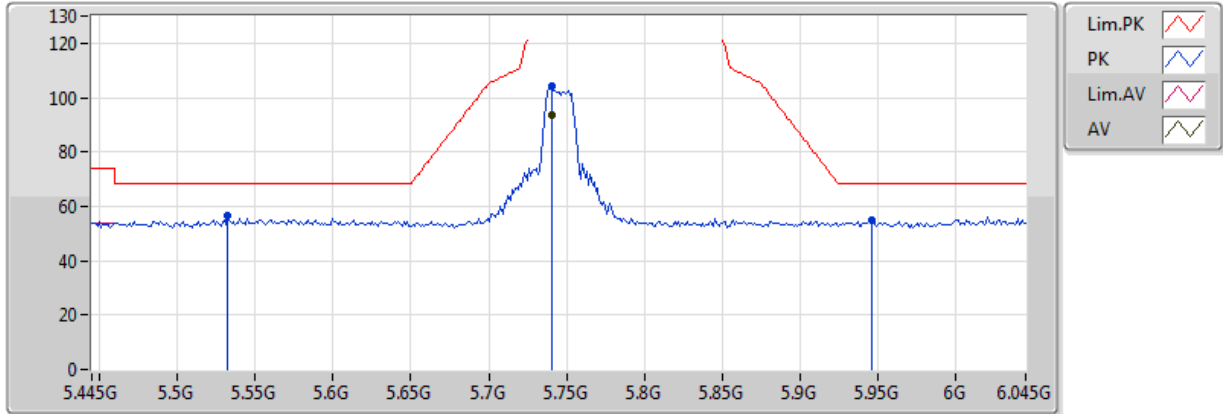
EUT = Y

Type	Freq (Hz)	Level (dBuV/m)	Limit (dBuV/m)	Margin (dB)	Factor (dB)	Dist (m)	Condition	Azimuth (°)	Height (m)	Comments	Raw (dBuV)	AF (dB)	CL (dB)	PA (dB)
AV	15.72G	43.13	54.00	-10.87	13.27	3	Horizontal	0	1.01	-	29.86	38.16	10.00	34.90
PK	15.72G	56.35	74.00	-17.65	13.27	3	Horizontal	0	1.01	-	43.08	38.16	10.00	34.90



### 802.11ac VHT20\_Nss1,(MCS0)\_2TX

### 5745MHz\_TX

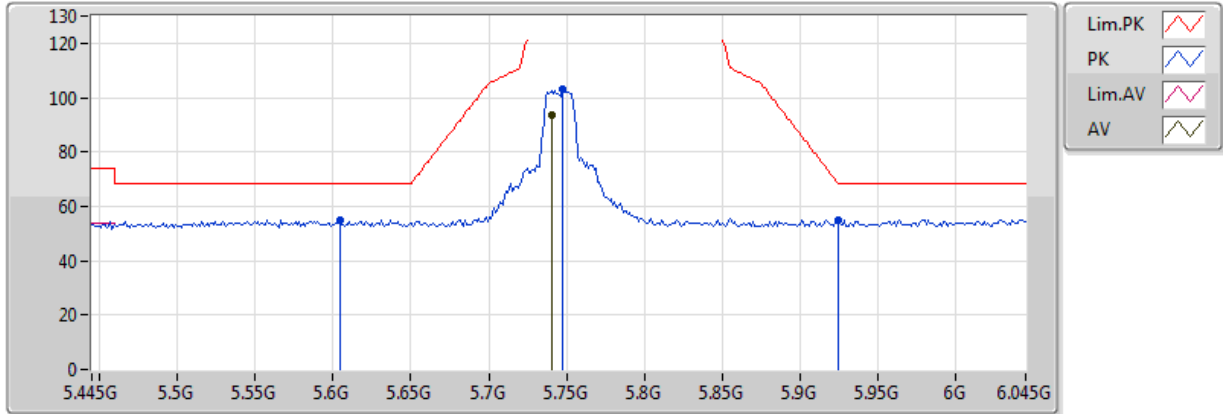


EUT = Y

Type	Freq (Hz)	Level (dBuV/m)	Limit (dBuV/m)	Margin (dB)	Factor (dB)	Dist (m)	Condition	Azimuth (°)	Height (m)	Comments	Raw (dBuV)	AF (dB)	CL (dB)	PA (dB)
AV	5.7402G	93.60	Inf	-Inf	3.48	3	Vertical	111	3.01	-	90.12	32.18	5.84	34.55
PK	5.5326G	56.75	68.20	-11.45	3.05	3	Vertical	111	3.01	-	53.70	31.85	5.69	34.50
PK	5.7402G	104.38	Inf	-Inf	3.48	3	Vertical	111	3.01	-	100.90	32.18	5.84	34.55
PK	5.9466G	54.70	68.20	-13.50	3.91	3	Vertical	111	3.01	-	50.80	32.51	5.99	34.60

### 802.11ac VHT20\_Nss1,(MCS0)\_2TX

### 5745MHz\_TX

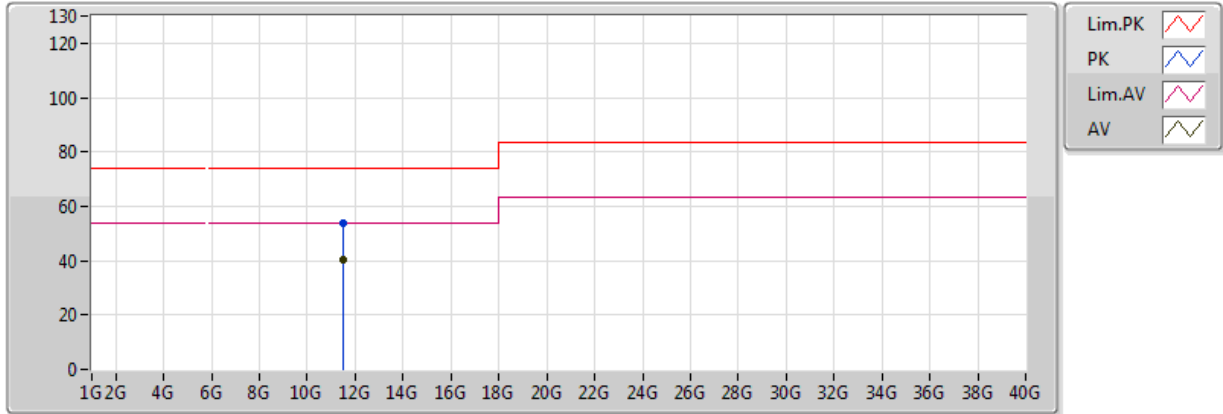


EUT = Y

Type	Freq (Hz)	Level (dBuV/m)	Limit (dBuV/m)	Margin (dB)	Factor (dB)	Dist (m)	Condition	Azimuth (°)	Height (m)	Comments	Raw (dBuV)	AF (dB)	CL (dB)	PA (dB)
AV	5.7402G	93.46	Inf	-Inf	3.48	3	Horizontal	263	1.03	-	89.98	32.18	5.84	34.55
PK	5.6046G	54.93	68.20	-13.27	3.20	3	Horizontal	263	1.03	-	51.73	31.97	5.74	34.51
PK	5.7474G	102.98	Inf	-Inf	3.49	3	Horizontal	263	1.03	-	99.49	32.20	5.85	34.55
PK	5.925G	55.11	68.20	-13.09	3.86	3	Horizontal	263	1.03	-	51.25	32.48	5.98	34.59

### 802.11ac VHT20\_Nss1,(MCS0)\_2TX

### 5745MHz\_TX

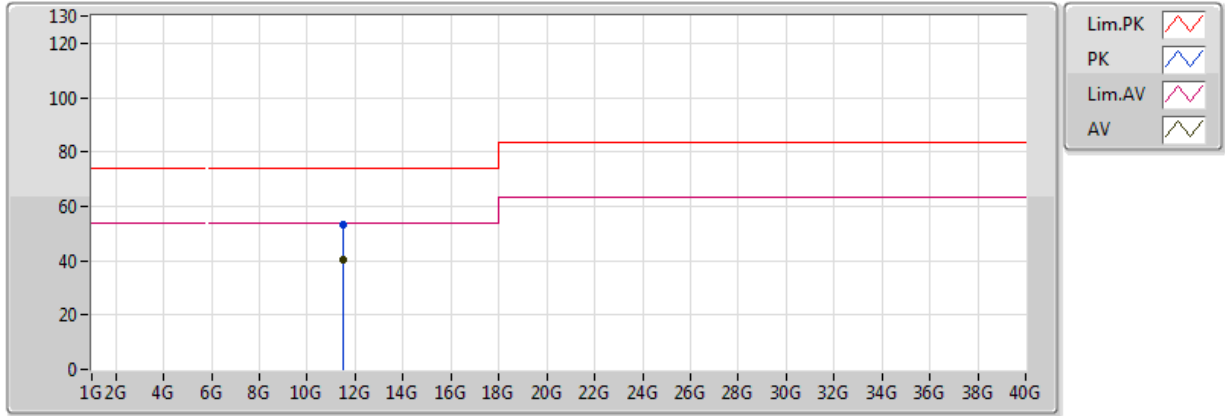


EUT = Y

Type	Freq (Hz)	Level (dBuV/m)	Limit (dBuV/m)	Margin (dB)	Factor (dB)	Dist (m)	Condition	Azimuth (°)	Height (m)	Comments	Raw (dBuV)	AF (dB)	CL (dB)	PA (dB)
AV	11.49G	40.59	54.00	-13.41	13.41	3	Vertical	325	2.38	-	27.18	39.71	8.35	34.66
PK	11.49G	53.59	74.00	-20.41	13.41	3	Vertical	325	2.38	-	40.18	39.71	8.35	34.66

### 802.11ac VHT20\_Nss1,(MCS0)\_2TX

### 5745MHz\_TX

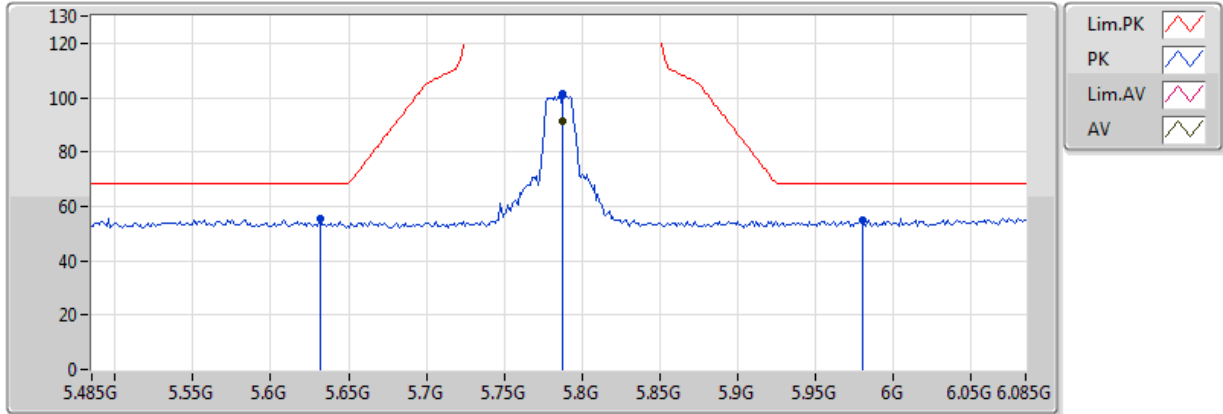


EUT = Y

Type	Freq (Hz)	Level (dBuV/m)	Limit (dBuV/m)	Margin (dB)	Factor (dB)	Dist (m)	Condition	Azimuth (°)	Height (m)	Comments	Raw (dBuV)	AF (dB)	CL (dB)	PA (dB)
AV	11.49G	40.43	54.00	-13.57	13.41	3	Horizontal	120	1.33	-	27.02	39.71	8.35	34.66
PK	11.49G	53.31	74.00	-20.69	13.41	3	Horizontal	120	1.33	-	39.90	39.71	8.35	34.66

### 802.11ac VHT20\_Nss1,(MCS0)\_2TX

### 5785MHz\_TX

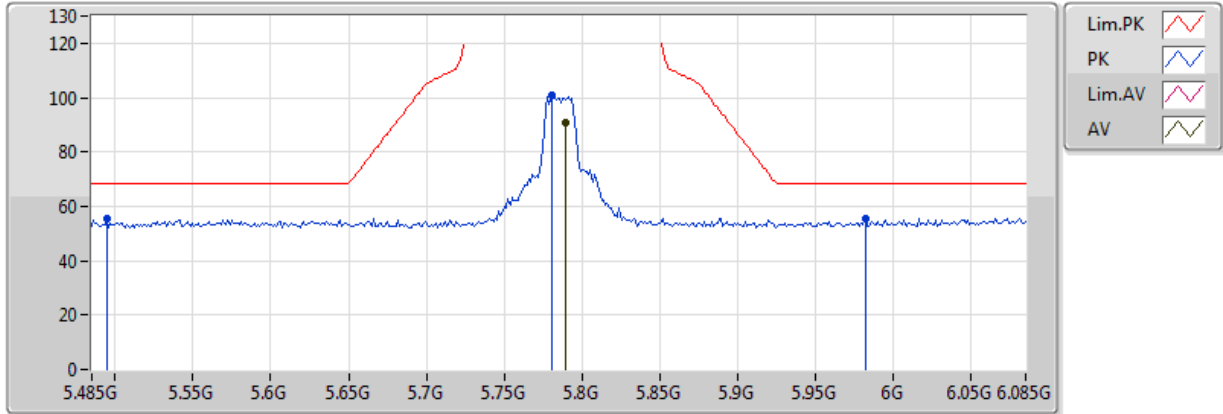


EUT = Y

Type	Freq (Hz)	Level (dBuV/m)	Limit (dBuV/m)	Margin (dB)	Factor (dB)	Dist (m)	Condition	Azimuth (°)	Height (m)	Comments	Raw (dBuV)	AF (dB)	CL (dB)	PA (dB)
AV	5.7874G	91.44	Inf	-Inf	3.58	3	Vertical	38	2.18	-	87.85	32.26	5.88	34.56
PK	5.6314G	55.61	68.20	-12.59	3.25	3	Vertical	38	2.18	-	52.35	32.01	5.76	34.52
PK	5.7874G	101.40	Inf	-Inf	3.58	3	Vertical	38	2.18	-	97.82	32.26	5.88	34.56
PK	5.9806G	54.97	68.20	-13.23	3.98	3	Vertical	38	2.18	-	50.99	32.57	6.02	34.61

### 802.11ac VHT20\_Nss1,(MCS0)\_2TX

### 5785MHz\_TX

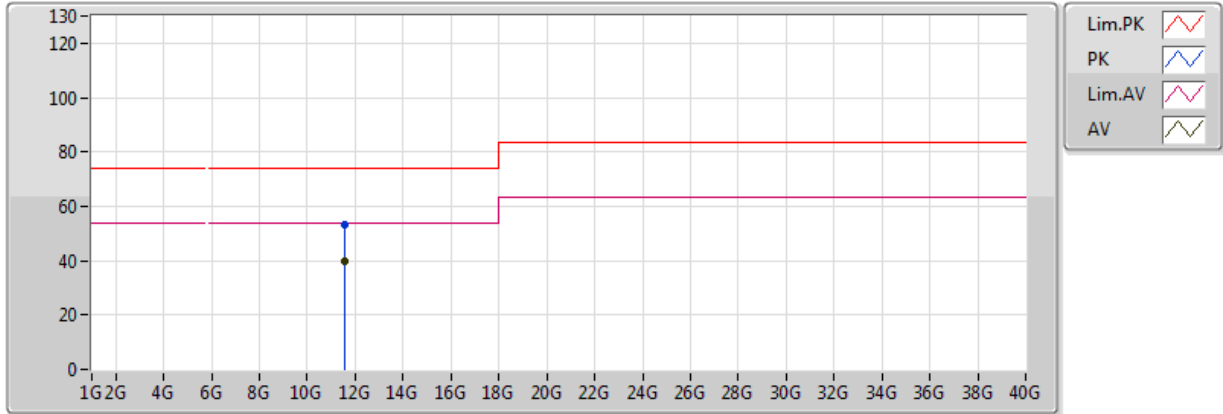


EUT = Y

Type	Freq (Hz)	Level (dBuV/m)	Limit (dBuV/m)	Margin (dB)	Factor (dB)	Dist (m)	Condition	Azimuth (°)	Height (m)	Comments	Raw (dBuV)	AF (dB)	CL (dB)	PA (dB)
AV	5.7898G	90.86	Inf	-Inf	3.59	3	Horizontal	335	2.38	-	87.27	32.26	5.88	34.56
PK	5.4946G	55.36	68.20	-12.84	2.98	3	Horizontal	335	2.38	-	52.38	31.80	5.67	34.49
PK	5.7802G	101.02	Inf	-Inf	3.57	3	Horizontal	335	2.38	-	97.45	32.25	5.87	34.56
PK	5.9818G	55.23	68.20	-12.97	3.98	3	Horizontal	335	2.38	-	51.25	32.57	6.02	34.61

### 802.11ac VHT20\_Nss1,(MCS0)\_2TX

### 5785MHz\_TX

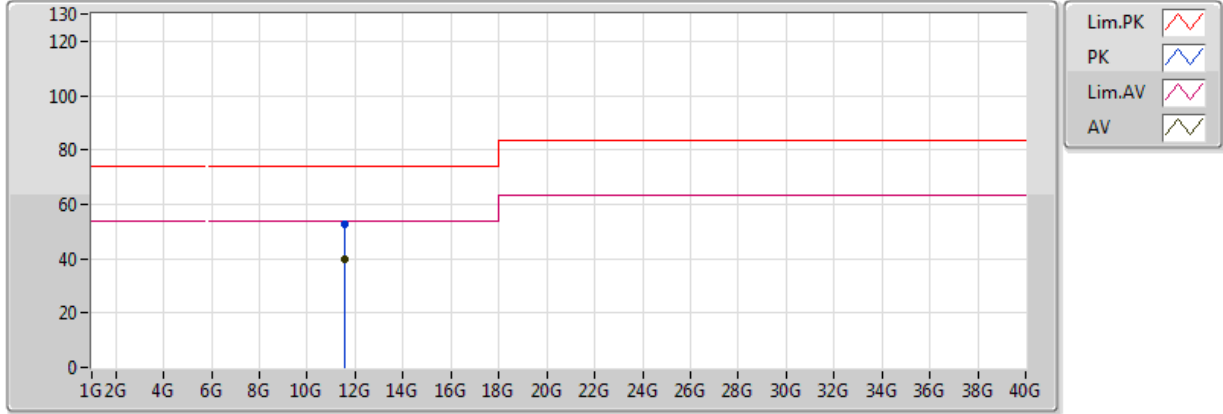


EUT = Y

Type	Freq (Hz)	Level (dBuV/m)	Limit (dBuV/m)	Margin (dB)	Factor (dB)	Dist (m)	Condition	Azimuth (°)	Height (m)	Comments	Raw (dBuV)	AF (dB)	CL (dB)	PA (dB)
AV	11.57G	39.70	54.00	-14.30	13.30	3	Vertical	88	1.48	-	26.40	39.60	8.37	34.68
PK	11.57G	53.19	74.00	-20.81	13.30	3	Vertical	88	1.48	-	39.89	39.60	8.37	34.68

### 802.11ac VHT20\_Nss1,(MCS0)\_2TX

### 5785MHz\_TX



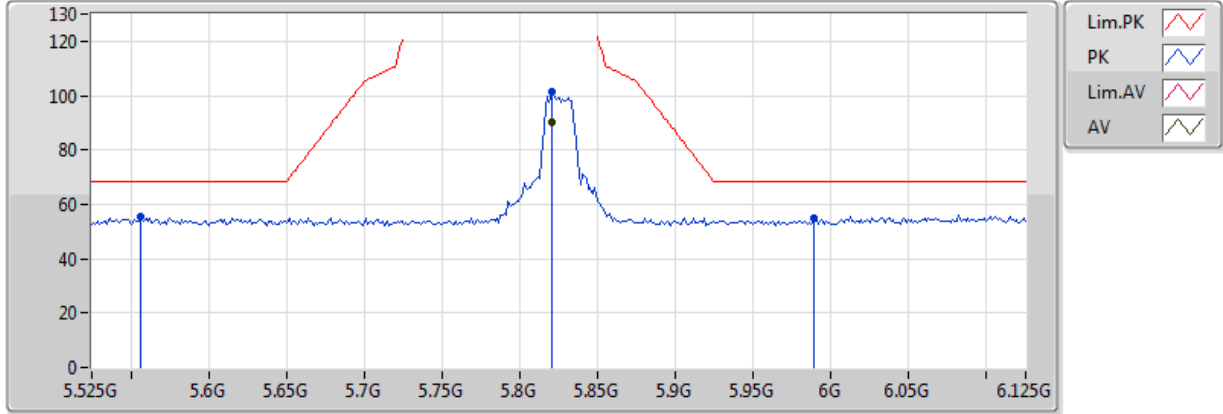
EUT = Y

Type	Freq (Hz)	Level (dBuV/m)	Limit (dBuV/m)	Margin (dB)	Factor (dB)	Dist (m)	Condition	Azimuth (°)	Height (m)	Comments	Raw (dBuV)	AF (dB)	CL (dB)	PA (dB)
AV	11.57G	39.74	54.00	-14.26	13.30	3	Horizontal	304	1.77	-	26.44	39.60	8.37	34.68
PK	11.57G	52.65	74.00	-21.35	13.30	3	Horizontal	304	1.77	-	39.35	39.60	8.37	34.68



### 802.11ac VHT20\_Nss1,(MCS0)\_2TX

### 5825MHz\_TX

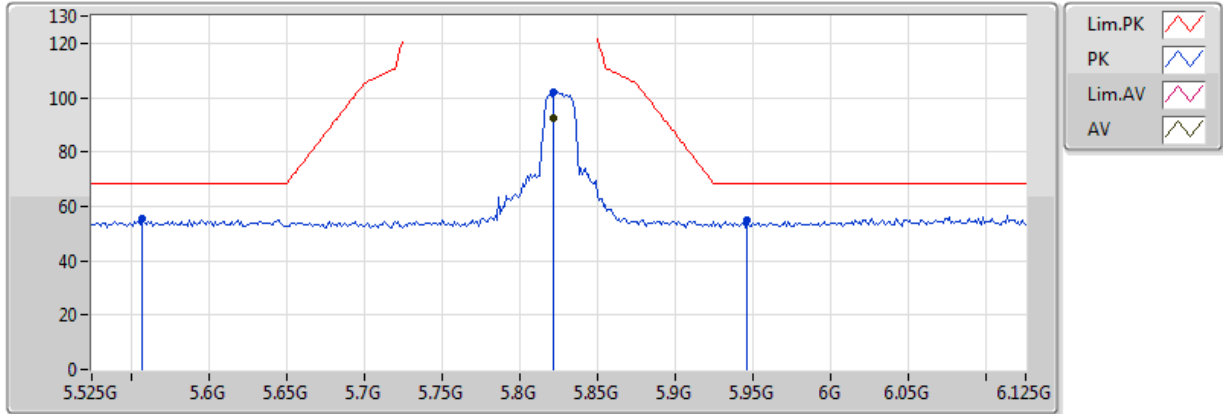


EUT = Y

Type	Freq (Hz)	Level (dBuV/m)	Limit (dBuV/m)	Margin (dB)	Factor (dB)	Dist (m)	Condition	Azimuth (°)	Height (m)	Comments	Raw (dBuV)	AF (dB)	CL (dB)	PA (dB)
AV	5.8202G	90.45	Inf	-Inf	3.65	3	Vertical	24	2.48	-	86.80	32.31	5.90	34.57
PK	5.5562G	55.27	68.20	-12.93	3.10	3	Vertical	24	2.48	-	52.17	31.89	5.71	34.50
PK	5.8202G	101.31	Inf	-Inf	3.65	3	Vertical	24	2.48	-	97.66	32.31	5.90	34.57
PK	5.9894G	55.08	68.20	-13.12	4.00	3	Vertical	24	2.48	-	51.09	32.58	6.02	34.61

### 802.11ac VHT20\_Nss1,(MCS0)\_2TX

### 5825MHz\_TX

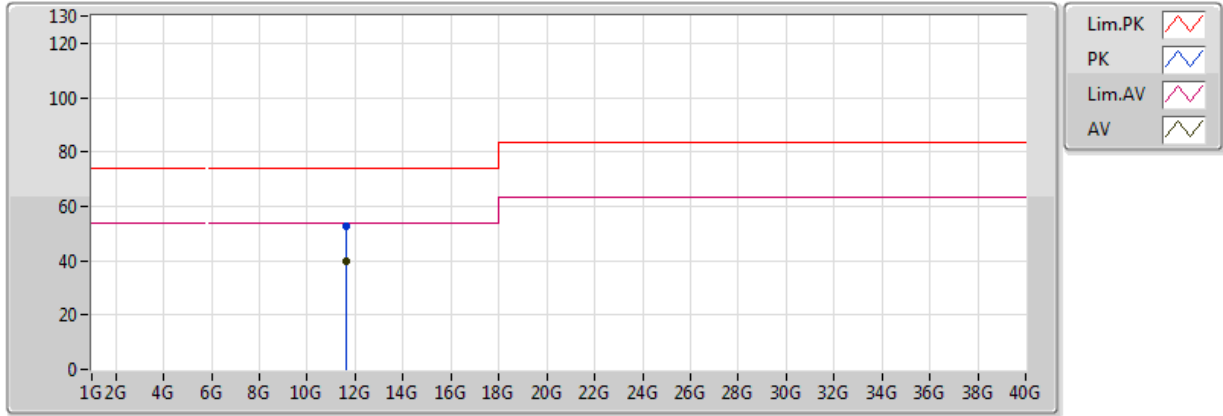


EUT = Y

Type	Freq (Hz)	Level (dBuV/m)	Limit (dBuV/m)	Margin (dB)	Factor (dB)	Dist (m)	Condition	Azimuth (°)	Height (m)	Comments	Raw (dBuV)	AF (dB)	CL (dB)	PA (dB)
AV	5.8214G	92.73	Inf	-Inf	3.65	3	Horizontal	281	2.25	-	89.08	32.31	5.90	34.57
PK	5.5574G	55.32	68.20	-12.88	3.10	3	Horizontal	281	2.25	-	52.22	31.89	5.71	34.50
PK	5.8214G	101.98	Inf	-Inf	3.65	3	Horizontal	281	2.25	-	98.33	32.31	5.90	34.57
PK	5.9462G	54.67	68.20	-13.53	3.91	3	Horizontal	281	2.25	-	50.76	32.51	5.99	34.60

### 802.11ac VHT20\_Nss1,(MCS0)\_2TX

### 5825MHz\_TX

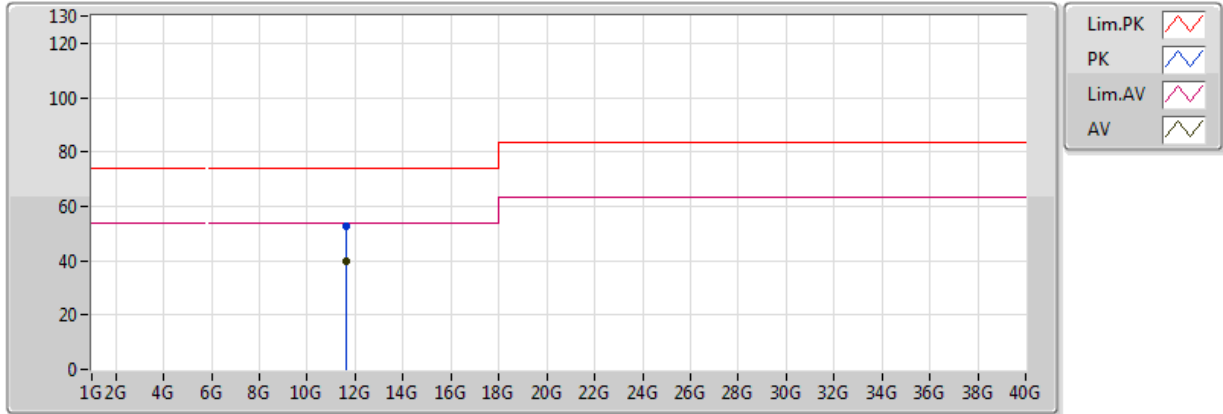


EUT = Y

Type	Freq (Hz)	Level (dBuV/m)	Limit (dBuV/m)	Margin (dB)	Factor (dB)	Dist (m)	Condition	Azimuth (°)	Height (m)	Comments	Raw (dBuV)	AF (dB)	CL (dB)	PA (dB)
AV	11.65G	39.88	54.00	-14.12	13.19	3	Vertical	258	1.93	-	26.69	39.49	8.40	34.70
PK	11.65G	52.69	74.00	-21.31	13.19	3	Vertical	258	1.93	-	39.50	39.49	8.40	34.70

### 802.11ac VHT20\_Nss1,(MCS0)\_2TX

### 5825MHz\_TX

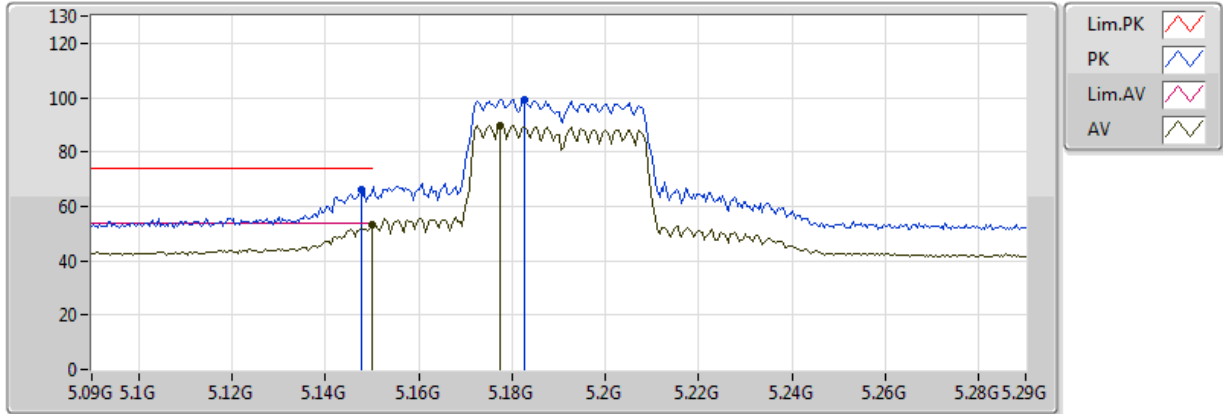


EUT = Y

Type	Freq (Hz)	Level (dBuV/m)	Limit (dBuV/m)	Margin (dB)	Factor (dB)	Dist (m)	Condition	Azimuth (°)	Height (m)	Comments	Raw (dBuV)	AF (dB)	CL (dB)	PA (dB)
AV	11.65G	39.62	54.00	-14.38	13.19	3	Horizontal	7	1.58	-	26.43	39.49	8.40	34.70
PK	11.65G	52.69	74.00	-21.31	13.19	3	Horizontal	7	1.58	-	39.50	39.49	8.40	34.70

### 802.11ac VHT40\_Nss1,(MCS0)\_2TX

### 5190MHz\_TX

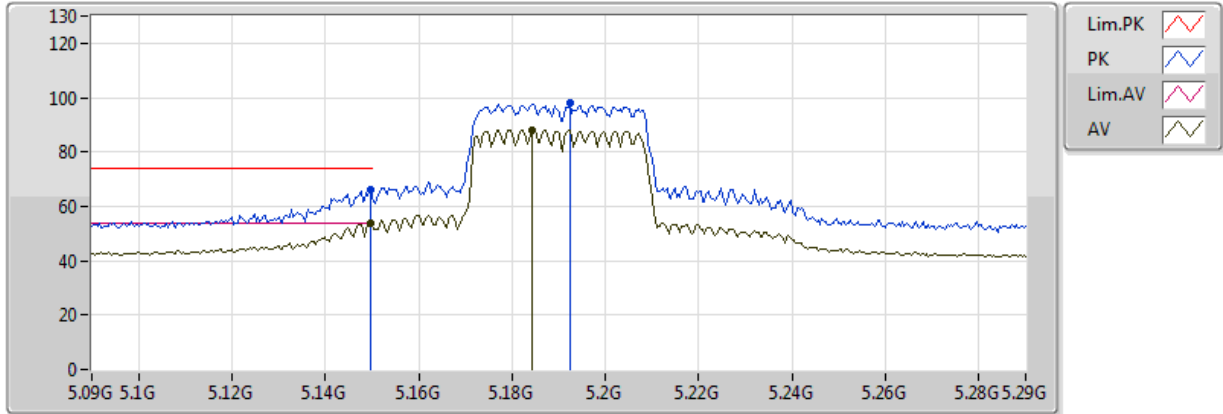


EUT = Y

Type	Freq (Hz)	Level (dBuV/m)	Limit (dBuV/m)	Margin (dB)	Factor (dB)	Dist (m)	Condition	Azimuth (°)	Height (m)	Comments	Raw (dBuV)	AF (dB)	CL (dB)	PA (dB)
AV	5.149995G	53.49	54.00	-0.51	2.80	3	Vertical	31	2.85	-	50.69	31.66	5.62	34.48
AV	5.1776G	89.91	Inf	-Inf	2.82	3	Vertical	31	2.85	-	87.10	31.67	5.63	34.48
PK	5.1476G	66.09	74.00	-7.91	2.80	3	Vertical	31	2.85	-	63.29	31.66	5.62	34.48
PK	5.1828G	99.41	Inf	-Inf	2.82	3	Vertical	31	2.85	-	96.59	31.67	5.63	34.48

### 802.11ac VHT40\_Nss1,(MCS0)\_2TX

### 5190MHz\_TX

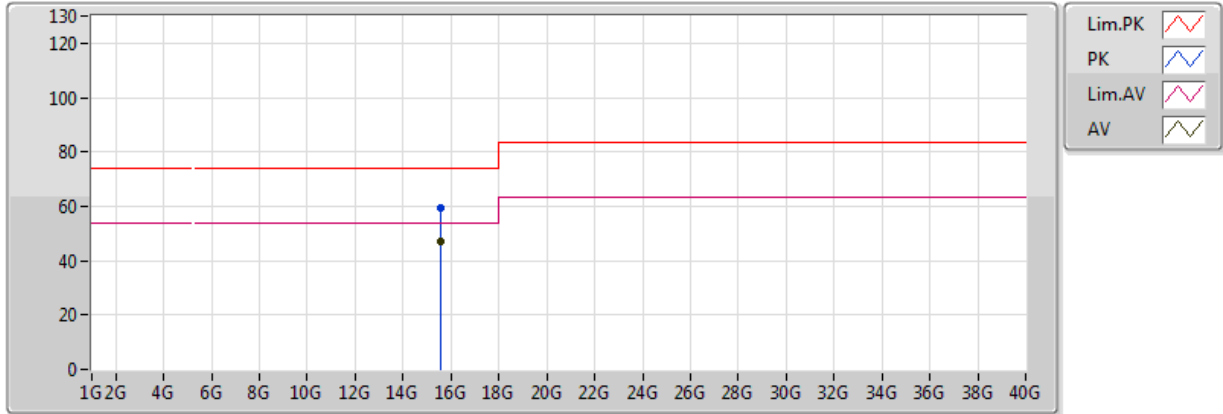


EUT = Y

Type	Freq (Hz)	Level (dBuV/m)	Limit (dBuV/m)	Margin (dB)	Factor (dB)	Dist (m)	Condition	Azimuth (°)	Height (m)	Comments	Raw (dBuV)	AF (dB)	CL (dB)	PA (dB)
AV	5.1496G	53.66	54.00	-0.34	2.80	3	Horizontal	186	1.26	-	50.86	31.66	5.62	34.48
AV	5.1844G	88.25	Inf	-Inf	2.82	3	Horizontal	186	1.26	-	85.43	31.67	5.63	34.48
PK	5.1496G	65.90	74.00	-8.10	2.80	3	Horizontal	186	1.26	-	63.10	31.66	5.62	34.48
PK	5.1924G	97.85	Inf	-Inf	2.83	3	Horizontal	186	1.26	-	95.02	31.68	5.63	34.48

### 802.11ac VHT40\_Nss1,(MCS0)\_2TX

### 5190MHz\_TX

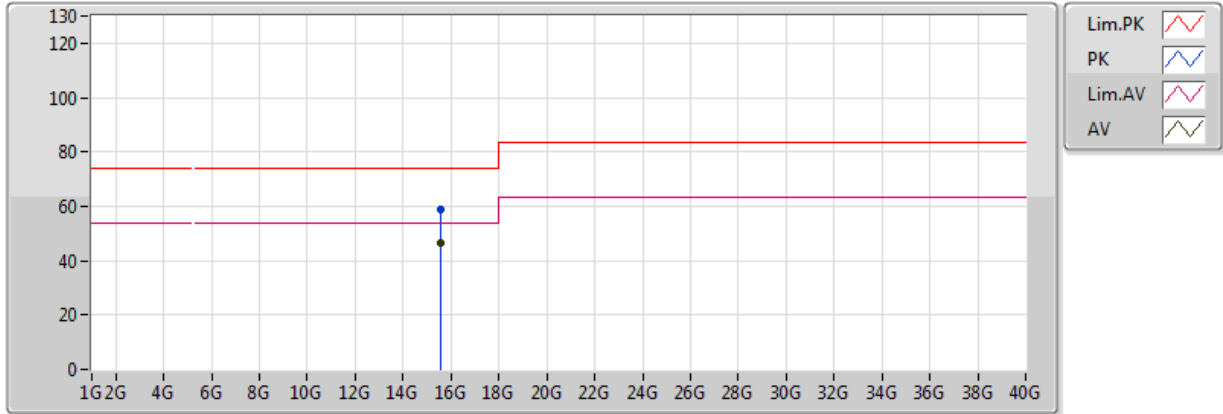


EUT = Y

Type	Freq (Hz)	Level (dBuV/m)	Limit (dBuV/m)	Margin (dB)	Factor (dB)	Dist (m)	Condition	Azimuth (°)	Height (m)	Comments	Raw (dBuV)	AF (dB)	CL (dB)	PA (dB)
AV	15.57G	47.09	54.00	-6.91	13.98	3	Vertical	10	1.50	-	33.11	38.73	9.96	34.72
PK	15.57G	59.44	74.00	-14.56	13.98	3	Vertical	10	1.50	-	45.46	38.73	9.96	34.72

### 802.11ac VHT40\_Nss1,(MCS0)\_2TX

### 5190MHz\_TX



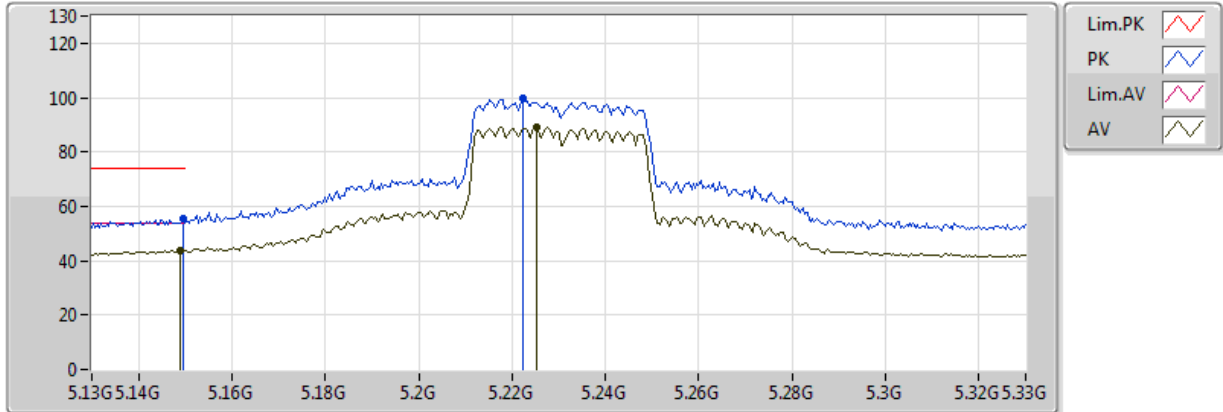
EUT = Y

Type	Freq (Hz)	Level (dBuV/m)	Limit (dBuV/m)	Margin (dB)	Factor (dB)	Dist (m)	Condition	Azimuth (°)	Height (m)	Comments	Raw (dBuV)	AF (dB)	CL (dB)	PA (dB)
AV	15.57G	46.68	54.00	-7.32	13.98	3	Horizontal	110	1.50	-	32.70	38.73	9.96	34.72
PK	15.57G	58.93	74.00	-15.07	13.98	3	Horizontal	110	1.50	-	44.95	38.73	9.96	34.72



### 802.11ac VHT40\_Nss1,(MCS0)\_2TX

### 5230MHz\_TX

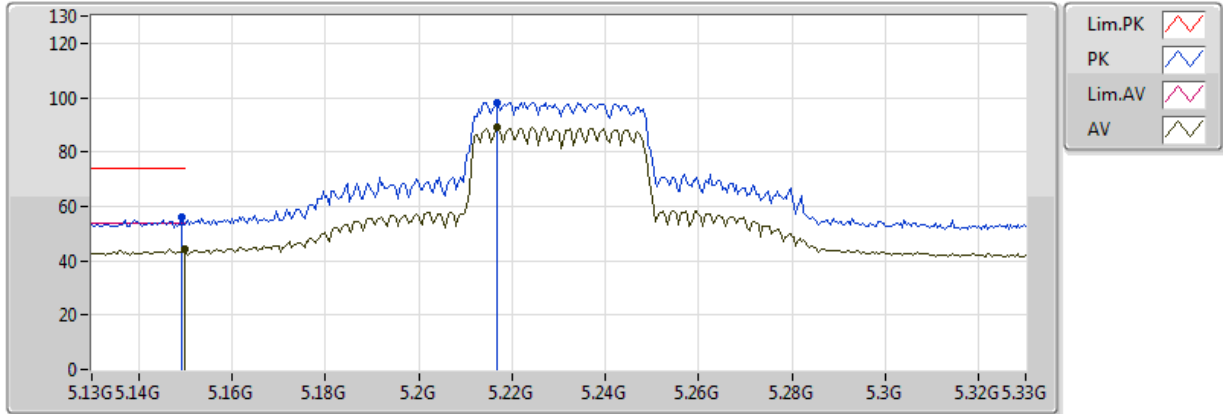


EUT = Y

Type	Freq (Hz)	Level (dBuV/m)	Limit (dBuV/m)	Margin (dB)	Factor (dB)	Dist (m)	Condition	Azimuth (°)	Height (m)	Comments	Raw (dBuV)	AF (dB)	CL (dB)	PA (dB)
AV	5.1488G	43.93	54.00	-10.07	2.80	3	Vertical	30	2.09	-	41.13	31.66	5.62	34.48
AV	5.2252G	89.00	Inf	-Inf	2.84	3	Vertical	30	2.09	-	86.16	31.69	5.63	34.48
PK	5.1496G	55.30	74.00	-18.70	2.80	3	Vertical	30	2.09	-	52.50	31.66	5.62	34.48
PK	5.2224G	99.69	Inf	-Inf	2.84	3	Vertical	30	2.09	-	96.85	31.69	5.63	34.48

### 802.11ac VHT40\_Nss1,(MCS0)\_2TX

### 5230MHz\_TX

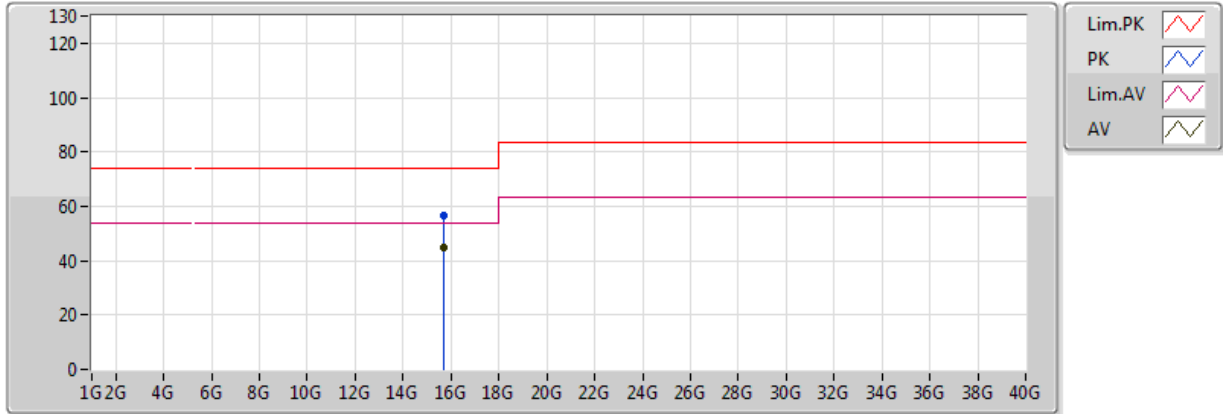


EUT = Y

Type	Freq (Hz)	Level (dBuV/m)	Limit (dBuV/m)	Margin (dB)	Factor (dB)	Dist (m)	Condition	Azimuth (°)	Height (m)	Comments	Raw (dBuV)	AF (dB)	CL (dB)	PA (dB)
AV	5.149995G	44.02	54.00	-9.98	2.80	3	Horizontal	185	1.04	-	41.22	31.66	5.62	34.48
AV	5.2168G	89.10	Inf	-Inf	2.84	3	Horizontal	185	1.04	-	86.27	31.69	5.63	34.48
PK	5.1492G	55.79	74.00	-18.21	2.80	3	Horizontal	185	1.04	-	53.00	31.66	5.62	34.48
PK	5.2168G	98.14	Inf	-Inf	2.84	3	Horizontal	185	1.04	-	95.30	31.69	5.63	34.48

### 802.11ac VHT40\_Nss1,(MCS0)\_2TX

### 5230MHz\_TX

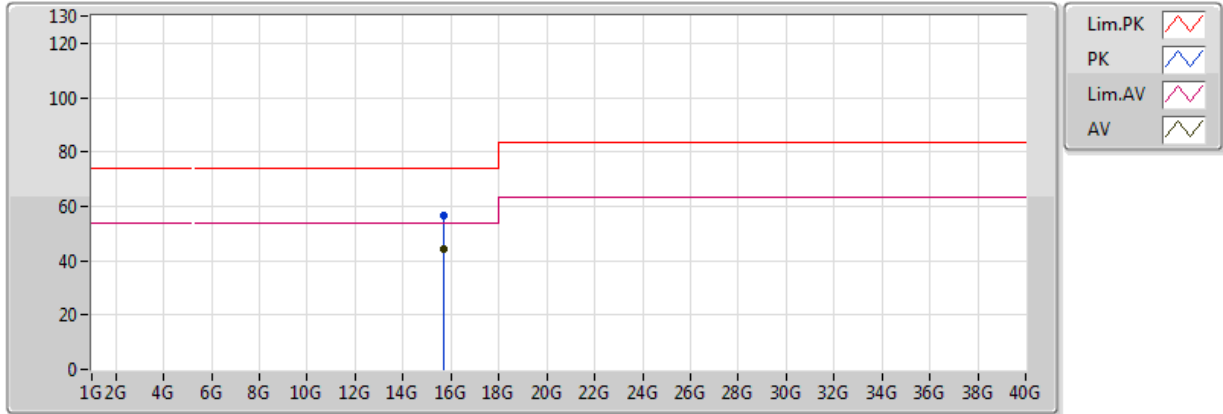


EUT = Y

Type	Freq (Hz)	Level (dBuV/m)	Limit (dBuV/m)	Margin (dB)	Factor (dB)	Dist (m)	Condition	Azimuth (°)	Height (m)	Comments	Raw (dBuV)	AF (dB)	CL (dB)	PA (dB)
AV	15.69G	44.55	54.00	-9.45	13.41	3	Vertical	154	1.98	-	31.14	38.28	9.99	34.86
PK	15.69G	56.44	74.00	-17.56	13.41	3	Vertical	154	1.98	-	43.03	38.28	9.99	34.86

### 802.11ac VHT40\_Nss1,(MCS0)\_2TX

### 5230MHz\_TX

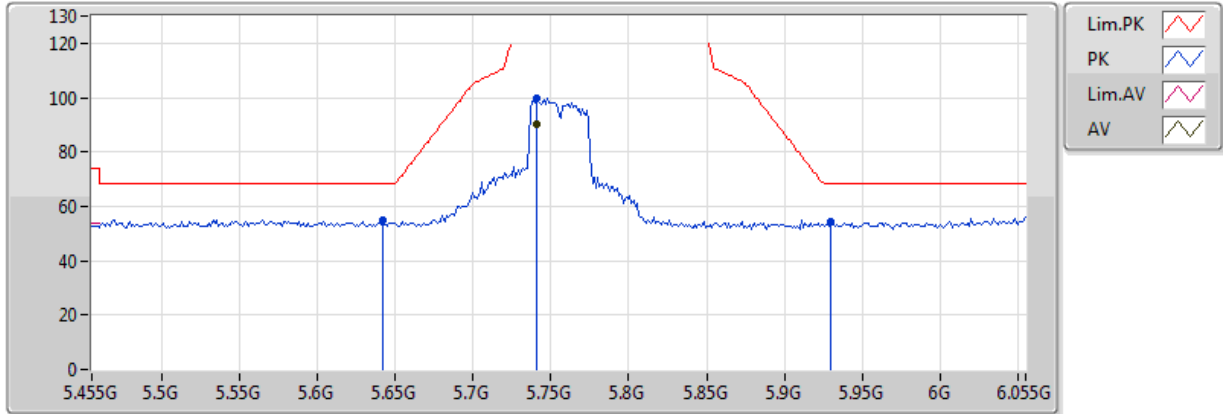


EUT = Y

Type	Freq (Hz)	Level (dBuV/m)	Limit (dBuV/m)	Margin (dB)	Factor (dB)	Dist (m)	Condition	Azimuth (°)	Height (m)	Comments	Raw (dBuV)	AF (dB)	CL (dB)	PA (dB)
AV	15.69G	44.39	54.00	-9.61	13.44	3	Horizontal	120	1.50	-	30.95	38.30	9.99	34.85
PK	15.69G	56.73	74.00	-17.27	13.45	3	Horizontal	120	1.50	-	43.28	38.31	9.99	34.85

### 802.11ac VHT40\_Nss1,(MCS0)\_2TX

### 5755MHz\_TX

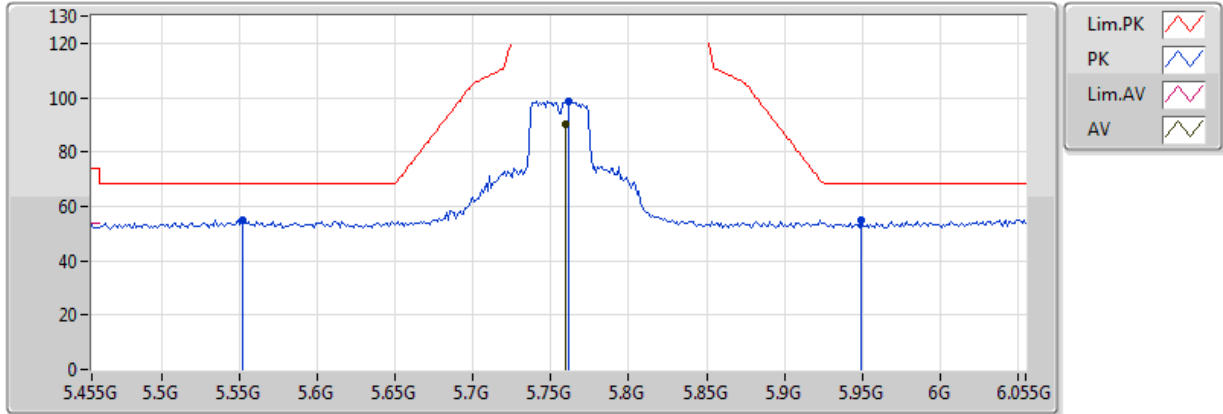


EUT = Y

Type	Freq (Hz)	Level (dBuV/m)	Limit (dBuV/m)	Margin (dB)	Factor (dB)	Dist (m)	Condition	Azimuth (°)	Height (m)	Comments	Raw (dBuV)	AF (dB)	CL (dB)	PA (dB)
AV	5.7406G	89.94	Inf	-Inf	3.48	3	Vertical	110	3.01	-	86.46	32.18	5.84	34.55
PK	5.6422G	55.17	68.20	-13.03	3.27	3	Vertical	110	3.01	-	51.89	32.03	5.77	34.52
PK	5.7406G	99.93	Inf	-Inf	3.48	3	Vertical	110	3.01	-	96.45	32.18	5.84	34.55
PK	5.9302G	54.17	68.20	-14.03	3.87	3	Vertical	110	3.01	-	50.30	32.49	5.98	34.60

### 802.11ac VHT40\_Nss1,(MCS0)\_2TX

### 5755MHz\_TX

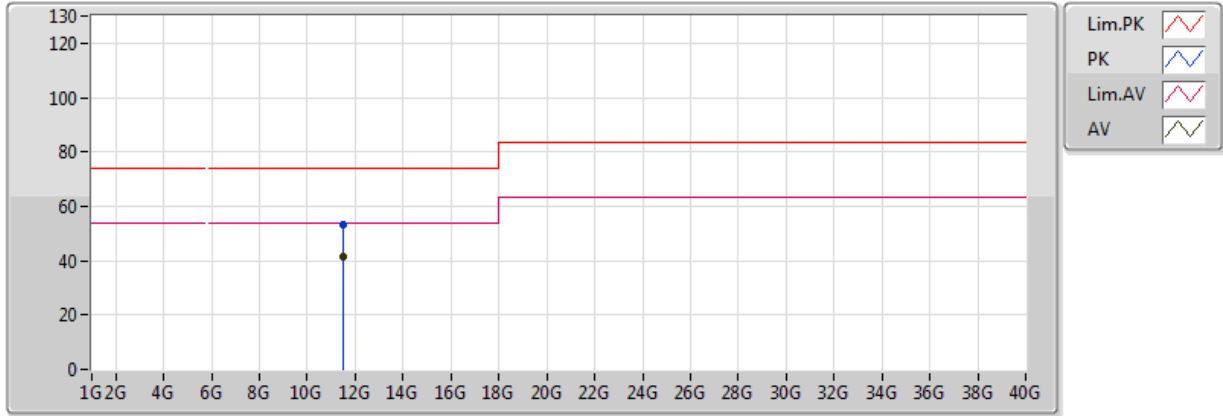


EUT = Y

Type	Freq (Hz)	Level (dBuV/m)	Limit (dBuV/m)	Margin (dB)	Factor (dB)	Dist (m)	Condition	Azimuth (°)	Height (m)	Comments	Raw (dBuV)	AF (dB)	CL (dB)	PA (dB)
AV	5.7598G	89.99	Inf	-Inf	3.52	3	Horizontal	265	1.01	-	86.47	32.22	5.86	34.55
PK	5.5522G	55.07	68.20	-13.13	3.09	3	Horizontal	265	1.01	-	51.98	31.88	5.71	34.50
PK	5.761G	98.80	Inf	-Inf	3.52	3	Horizontal	265	1.01	-	95.27	32.22	5.86	34.55
PK	5.9494G	54.90	68.20	-13.30	3.91	3	Horizontal	265	1.01	-	50.98	32.52	5.99	34.60

### 802.11ac VHT40\_Nss1,(MCS0)\_2TX

### 5755MHz\_TX

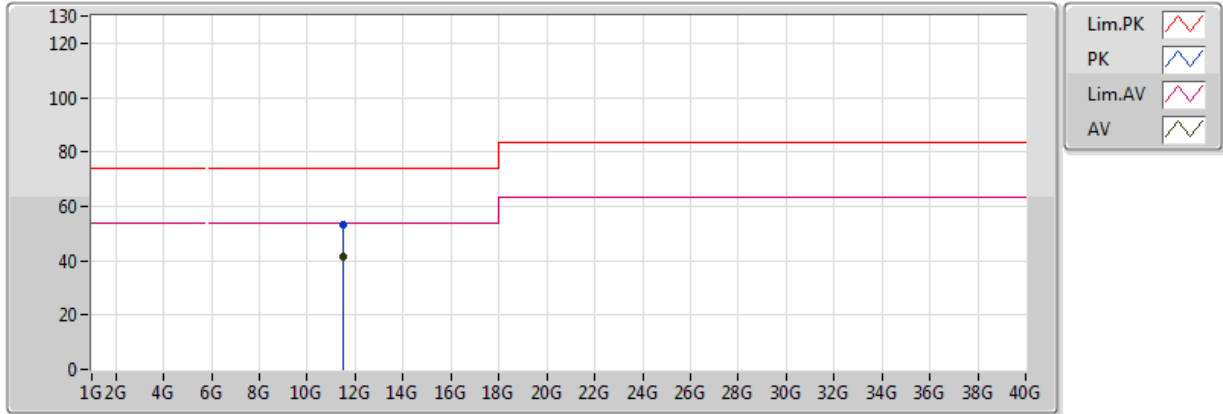


EUT = Y

Type	Freq (Hz)	Level (dBuV/m)	Limit (dBuV/m)	Margin (dB)	Factor (dB)	Dist (m)	Condition	Azimuth (°)	Height (m)	Comments	Raw (dBuV)	AF (dB)	CL (dB)	PA (dB)
AV	11.51G	41.21	54.00	-12.79	13.38	3	Vertical	46	2.18	-	27.83	39.69	8.36	34.66
PK	11.51G	53.36	74.00	-20.64	13.38	3	Vertical	46	2.18	-	39.98	39.69	8.36	34.66

### 802.11ac VHT40\_Nss1,(MCS0)\_2TX

### 5755MHz\_TX



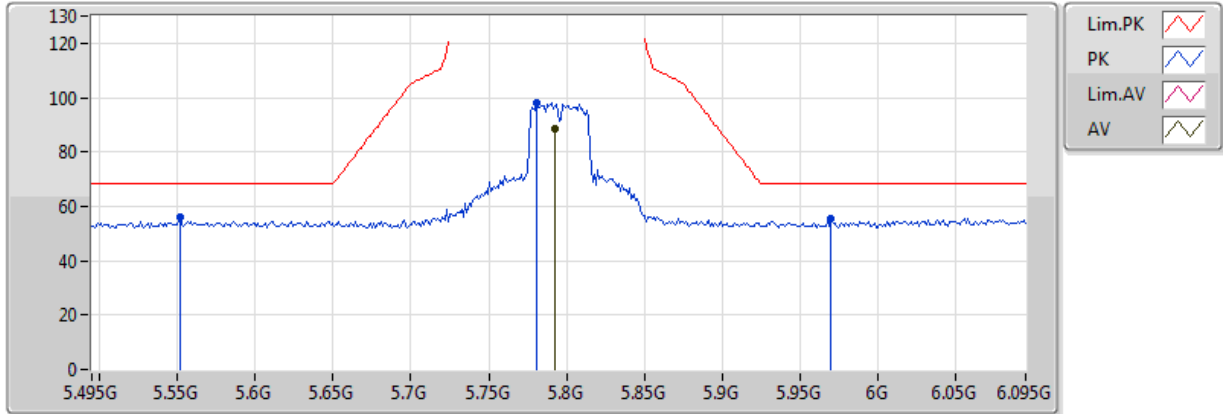
EUT = Y

Type	Freq (Hz)	Level (dBuV/m)	Limit (dBuV/m)	Margin (dB)	Factor (dB)	Dist (m)	Condition	Azimuth (°)	Height (m)	Comments	Raw (dBuV)	AF (dB)	CL (dB)	PA (dB)
AV	11.51G	41.26	54.00	-12.74	13.38	3	Horizontal	67	1.57	-	27.88	39.69	8.36	34.66
PK	11.51G	53.39	74.00	-20.61	13.38	3	Horizontal	67	1.57	-	40.01	39.69	8.36	34.66



### 802.11ac VHT40\_Nss1,(MCS0)\_2TX

### 5795MHz\_TX

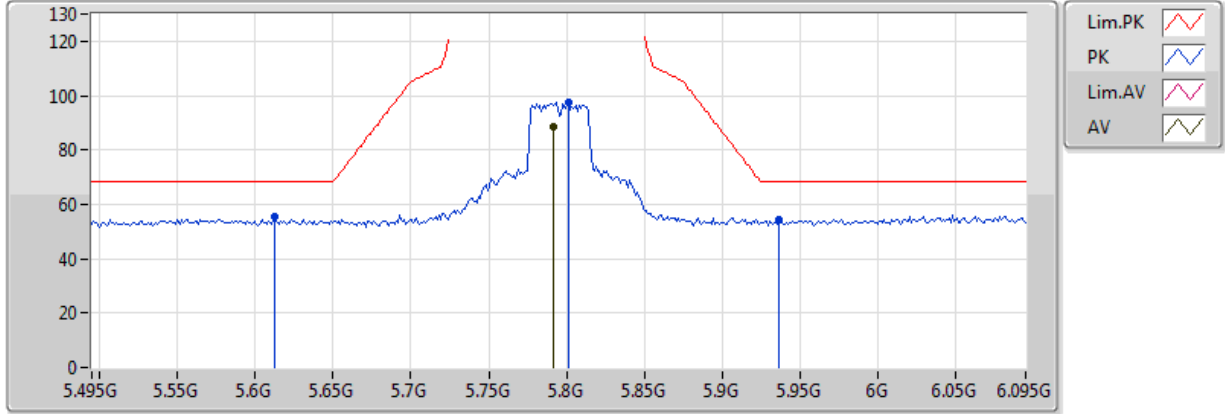


EUT = Y

Type	Freq (Hz)	Level (dBuV/m)	Limit (dBuV/m)	Margin (dB)	Factor (dB)	Dist (m)	Condition	Azimuth (°)	Height (m)	Comments	Raw (dBuV)	AF (dB)	CL (dB)	PA (dB)
AV	5.7926G	88.40	Inf	-Inf	3.59	3	Vertical	28	2.27	-	84.81	32.27	5.88	34.56
PK	5.5514G	55.76	68.20	-12.44	3.09	3	Vertical	28	2.27	-	52.68	31.88	5.71	34.50
PK	5.7806G	98.26	Inf	-Inf	3.57	3	Vertical	28	2.27	-	94.70	32.25	5.87	34.56
PK	5.9702G	55.36	68.20	-12.84	3.96	3	Vertical	28	2.27	-	51.40	32.55	6.01	34.60

### 802.11ac VHT40\_Nss1,(MCS0)\_2TX

### 5795MHz\_TX

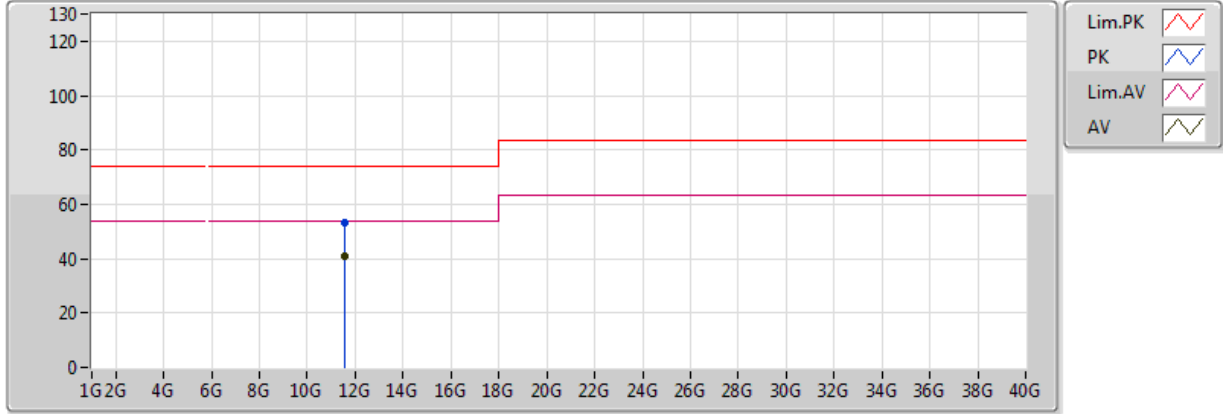


EUT = Y

Type	Freq (Hz)	Level (dBuV/m)	Limit (dBuV/m)	Margin (dB)	Factor (dB)	Dist (m)	Condition	Azimuth (°)	Height (m)	Comments	Raw (dBuV)	AF (dB)	CL (dB)	PA (dB)
AV	5.7914G	88.44	Inf	-Inf	3.59	3	Horizontal	334	2.36	-	84.85	32.27	5.88	34.56
PK	5.6126G	55.20	68.20	-13.00	3.22	3	Horizontal	334	2.36	-	51.98	31.98	5.75	34.51
PK	5.801G	97.76	Inf	-Inf	3.61	3	Horizontal	334	2.36	-	94.15	32.28	5.89	34.56
PK	5.9366G	54.46	68.20	-13.74	3.89	3	Horizontal	334	2.36	-	50.57	32.50	5.99	34.60

### 802.11ac VHT40\_Nss1,(MCS0)\_2TX

### 5795MHz\_TX

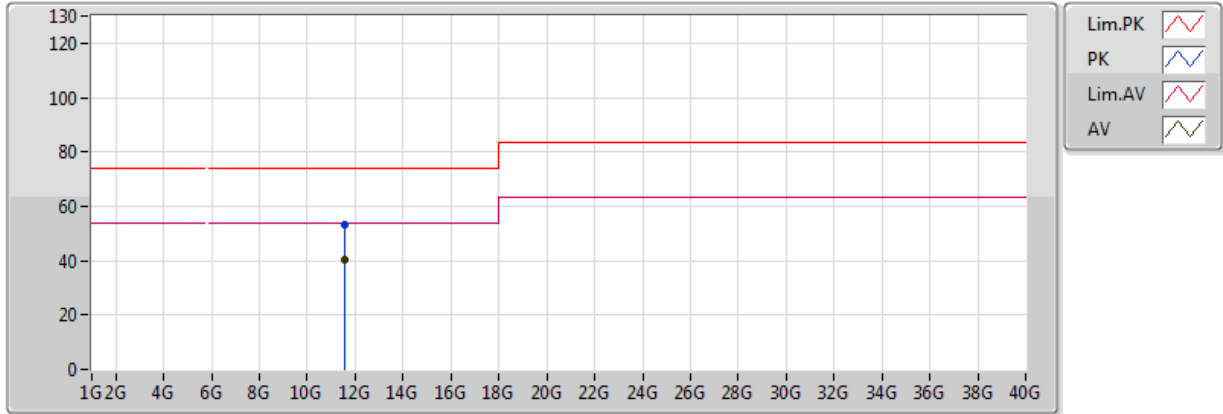


EUT = Y

Type	Freq (Hz)	Level (dBuV/m)	Limit (dBuV/m)	Margin (dB)	Factor (dB)	Dist (m)	Condition	Azimuth (°)	Height (m)	Comments	Raw (dBuV)	AF (dB)	CL (dB)	PA (dB)
AV	11.59G	40.67	54.00	-13.33	13.27	3	Vertical	291	1.36	-	27.40	39.57	8.38	34.68
PK	11.59G	53.50	74.00	-20.50	13.27	3	Vertical	291	1.36	-	40.23	39.57	8.38	34.68

### 802.11ac VHT40\_Nss1,(MCS0)\_2TX

### 5795MHz\_TX

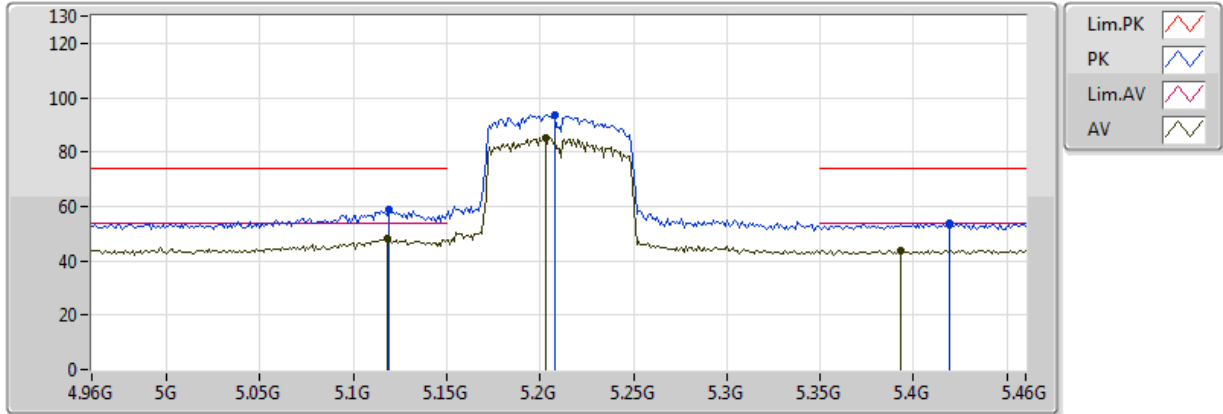


EUT = Y

Type	Freq (Hz)	Level (dBuV/m)	Limit (dBuV/m)	Margin (dB)	Factor (dB)	Dist (m)	Condition	Azimuth (°)	Height (m)	Comments	Raw (dBuV)	AF (dB)	CL (dB)	PA (dB)
AV	11.59G	40.62	54.00	-13.38	13.27	3	Horizontal	135	2.50	-	27.35	39.57	8.38	34.68
PK	11.59G	53.02	74.00	-20.98	13.27	3	Horizontal	135	2.50	-	39.75	39.57	8.38	34.68

### 802.11ac VHT80\_Nss1,(MCS0)\_2TX

### 5210MHz\_TX

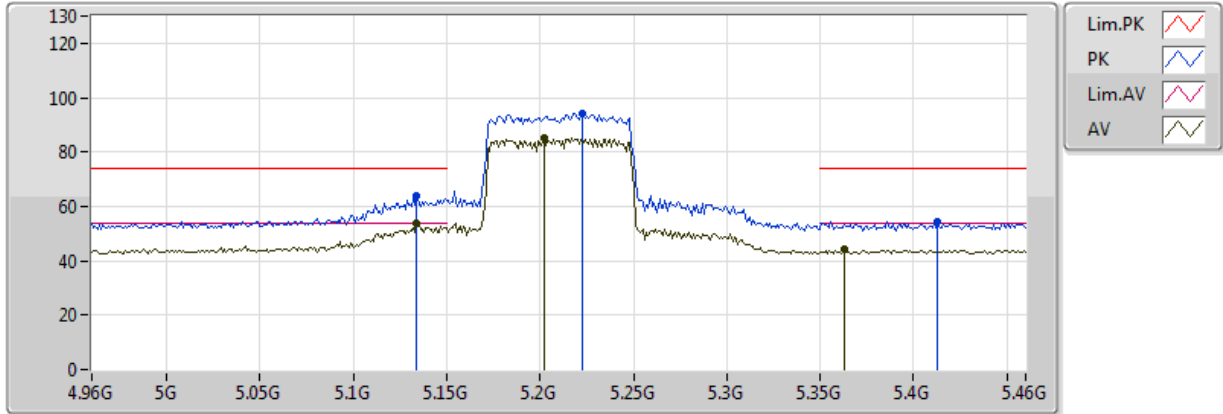


EUT = Y

Type	Freq (Hz)	Level (dBuV/m)	Limit (dBuV/m)	Margin (dB)	Factor (dB)	Dist (m)	Condition	Azimuth (°)	Height (m)	Comments	Raw (dBuV)	AF (dB)	CL (dB)	PA (dB)
AV	5.118G	48.13	54.00	-5.87	2.78	3	Vertical	31	3.66	-	45.35	31.65	5.61	34.48
AV	5.203G	85.44	Inf	-Inf	2.83	3	Vertical	31	3.66	-	82.61	31.68	5.63	34.48
AV	5.393G	43.92	54.00	-10.08	2.93	3	Vertical	31	3.66	-	41.00	31.76	5.66	34.49
PK	5.119G	58.85	74.00	-15.15	2.78	3	Vertical	31	3.66	-	56.07	31.65	5.61	34.48
PK	5.208G	93.77	Inf	-Inf	2.83	3	Vertical	31	3.66	-	90.93	31.68	5.63	34.48
PK	5.419G	53.88	74.00	-20.12	2.94	3	Vertical	31	3.66	-	50.94	31.77	5.66	34.49

### 802.11ac VHT80\_Nss1,(MCS0)\_2TX

### 5210MHz\_TX

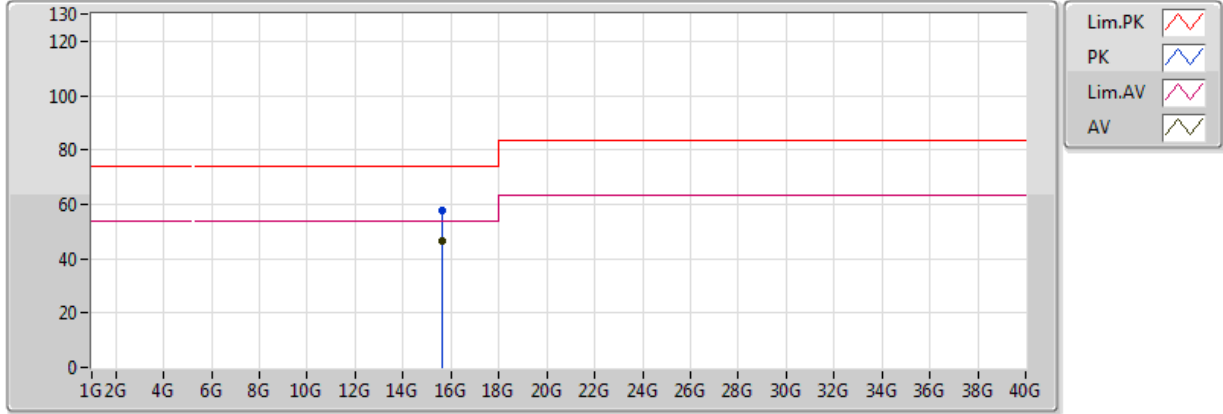


EUT = Y

Type	Freq (Hz)	Level (dBuV/m)	Limit (dBuV/m)	Margin (dB)	Factor (dB)	Dist (m)	Condition	Azimuth (°)	Height (m)	Comments	Raw (dBuV)	AF (dB)	CL (dB)	PA (dB)
AV	5.134G	53.54	54.00	-0.46	2.79	3	Horizontal	184	1.03	-	50.75	31.65	5.62	34.48
AV	5.202G	85.05	Inf	-Inf	2.83	3	Horizontal	184	1.03	-	82.22	31.68	5.63	34.48
AV	5.363G	44.01	54.00	-9.99	2.91	3	Horizontal	184	1.03	-	41.10	31.75	5.65	34.49
PK	5.134G	63.66	74.00	-10.34	2.79	3	Horizontal	184	1.03	-	60.87	31.65	5.62	34.48
PK	5.223G	94.00	Inf	-Inf	2.84	3	Horizontal	184	1.03	-	91.16	31.69	5.63	34.48
PK	5.413G	54.29	74.00	-19.71	2.94	3	Horizontal	184	1.03	-	51.35	31.77	5.66	34.49

### 802.11ac VHT80\_Nss1,(MCS0)\_2TX

### 5210MHz\_TX

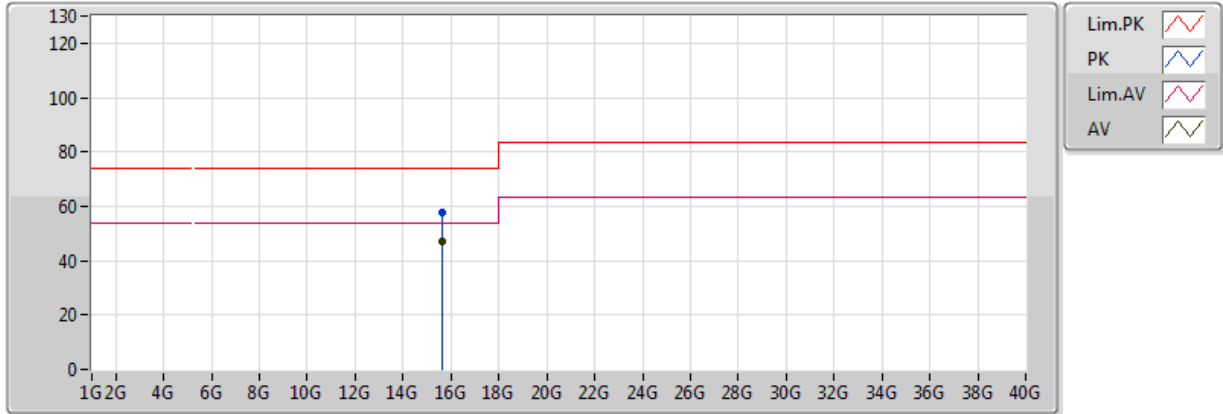


EUT = Y

Type	Freq (Hz)	Level (dBuV/m)	Limit (dBuV/m)	Margin (dB)	Factor (dB)	Dist (m)	Condition	Azimuth (°)	Height (m)	Comments	Raw (dBuV)	AF (dB)	CL (dB)	PA (dB)
AV	15.63G	46.78	54.00	-7.22	13.69	3	Vertical	213	2.02	-	33.09	38.51	9.98	34.79
PK	15.63G	57.47	74.00	-16.53	13.69	3	Vertical	213	2.02	-	43.78	38.51	9.98	34.79

### 802.11ac VHT80\_Nss1,(MCS0)\_2TX

### 5210MHz\_TX



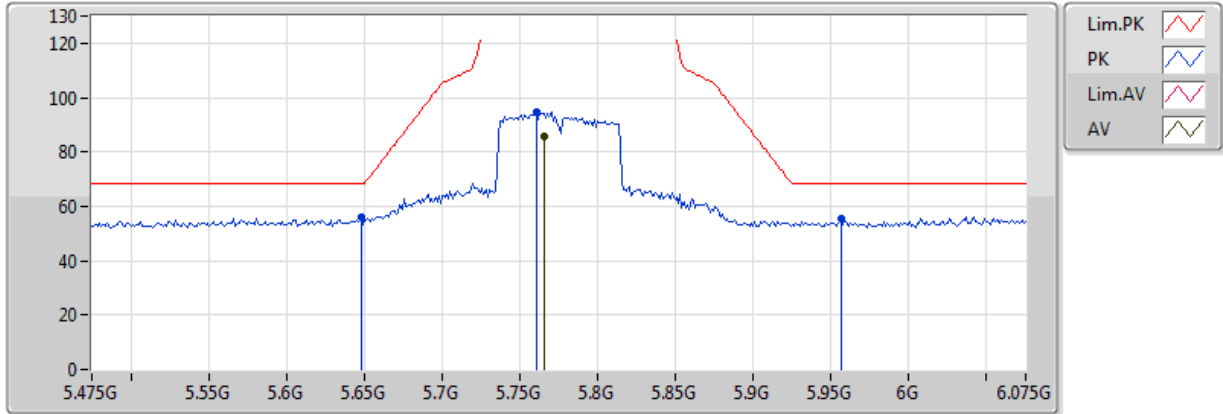
EUT = Y

Type	Freq (Hz)	Level (dBuV/m)	Limit (dBuV/m)	Margin (dB)	Factor (dB)	Dist (m)	Condition	Azimuth (°)	Height (m)	Comments	Raw (dBuV)	AF (dB)	CL (dB)	PA (dB)
AV	15.63G	47.00	54.00	-7.00	13.69	3	Horizontal	354	1.06	-	33.31	38.51	9.98	34.79
PK	15.63G	57.44	74.00	-16.56	13.69	3	Horizontal	354	1.06	-	43.75	38.51	9.98	34.79



### 802.11ac VHT80\_Nss1,(MCS0)\_2TX

### 5775MHz\_TX

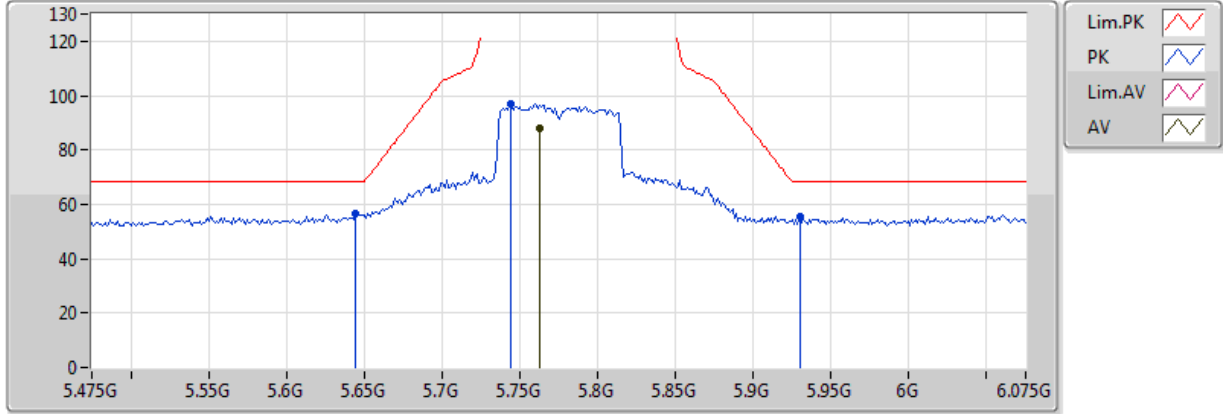


EUT = Y

Type	Freq (Hz)	Level (dBuV/m)	Limit (dBuV/m)	Margin (dB)	Factor (dB)	Dist (m)	Condition	Azimuth (°)	Height (m)	Comments	Raw (dBuV)	AF (dB)	CL (dB)	PA (dB)
AV	5.7654G	85.98	Inf	-Inf	3.53	3	Vertical	24	2.03	-	82.45	32.22	5.86	34.55
PK	5.6478G	56.12	68.20	-12.08	3.29	3	Vertical	24	2.03	-	52.83	32.04	5.77	34.52
PK	5.7606G	94.84	Inf	-Inf	3.52	3	Vertical	24	2.03	-	91.32	32.22	5.86	34.55
PK	5.9562G	55.59	68.20	-12.61	3.93	3	Vertical	24	2.03	-	51.66	32.53	6.00	34.60

### 802.11ac VHT80\_Nss1,(MCS0)\_2TX

### 5775MHz\_TX

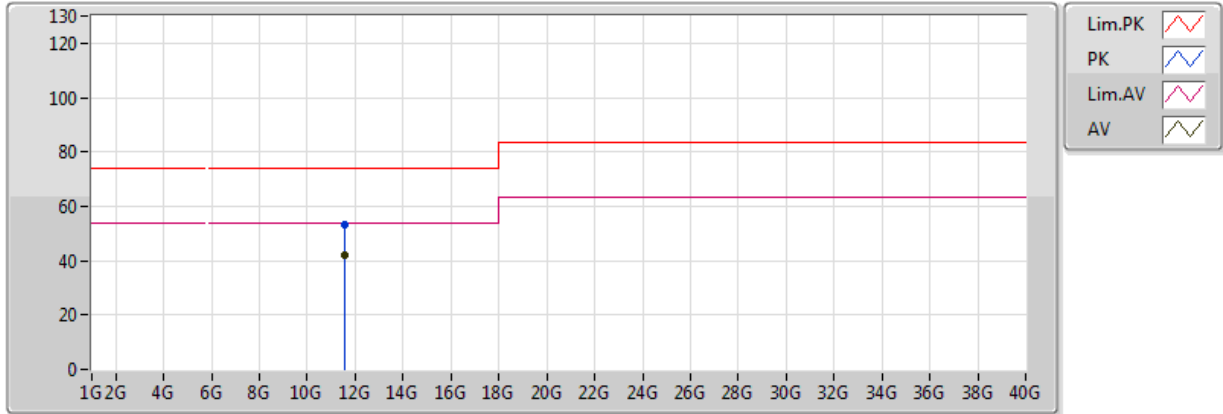


EUT = Y

Type	Freq (Hz)	Level (dBuV/m)	Limit (dBuV/m)	Margin (dB)	Factor (dB)	Dist (m)	Condition	Azimuth (°)	Height (m)	Comments	Raw (dBuV)	AF (dB)	CL (dB)	PA (dB)
AV	5.763G	87.84	Inf	-Inf	3.53	3	Horizontal	261	1.01	-	84.31	32.22	5.86	34.55
PK	5.6442G	56.45	68.20	-11.75	3.28	3	Horizontal	261	1.01	-	53.17	32.03	5.77	34.52
PK	5.7438G	96.87	Inf	-Inf	3.49	3	Horizontal	261	1.01	-	93.38	32.19	5.85	34.55
PK	5.9298G	55.20	68.20	-13.00	3.87	3	Horizontal	261	1.01	-	51.33	32.49	5.98	34.60

### 802.11ac VHT80\_Nss1,(MCS0)\_2TX

### 5775MHz\_TX

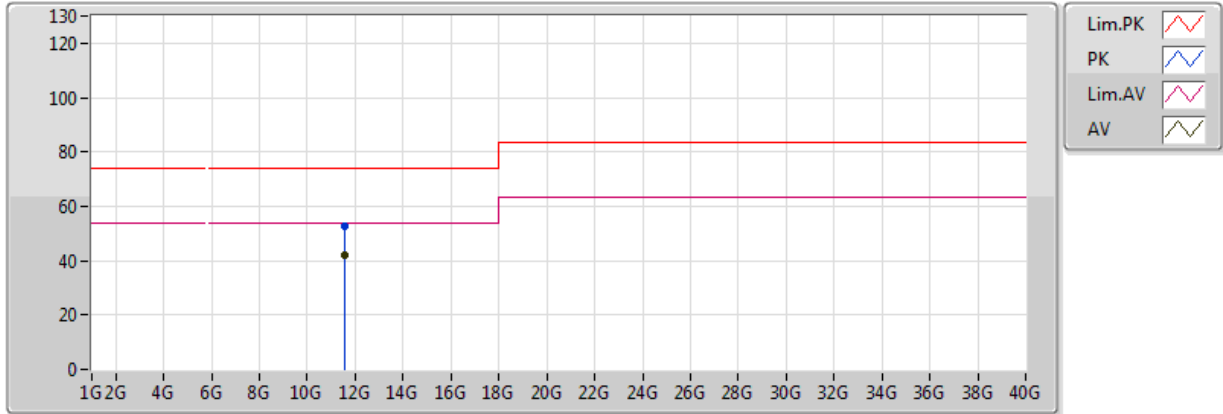


EUT = Y

Type	Freq (Hz)	Level (dBuV/m)	Limit (dBuV/m)	Margin (dB)	Factor (dB)	Dist (m)	Condition	Azimuth (°)	Height (m)	Comments	Raw (dBuV)	AF (dB)	CL (dB)	PA (dB)
AV	11.55G	42.19	54.00	-11.81	13.33	3	Vertical	250	1.54	-	28.86	39.63	8.37	34.67
PK	11.55G	53.33	74.00	-20.67	13.33	3	Vertical	250	1.54	-	40.00	39.63	8.37	34.67

### 802.11ac VHT80\_Nss1,(MCS0)\_2TX

### 5775MHz\_TX



EUT = Y

Type	Freq (Hz)	Level (dBuV/m)	Limit (dBuV/m)	Margin (dB)	Factor (dB)	Dist (m)	Condition	Azimuth (°)	Height (m)	Comments	Raw (dBuV)	AF (dB)	CL (dB)	PA (dB)
AV	11.55G	42.13	54.00	-11.87	13.33	3	Horizontal	28	1.71	-	28.80	39.63	8.37	34.67
PK	11.55G	52.83	74.00	-21.17	13.33	3	Horizontal	28	1.71	-	39.50	39.63	8.37	34.67



**Summary**

Mode	Result	Ch (Hz)	Center (Hz)	ppm	Limit (ppm)	Port	Remark
802.11a_Nss1,(6Mbps)_2TX	-	-	-	-	-	-	-
5.725-5.85GHz	Pass	5.785G	5.785088G	15.231	20	1	0 min



Result

Mode	Result	Ch (Hz)	Center (Hz)	ppm	Limit (ppm)	Port	Remark
802.11a_Nss1,(6Mbps)_2TX	-	-	-	-	-	-	-
5785MHz_0°C	Pass	5.785G	5.784979G	3.565	20	1	0 min
5785MHz_0°C	Pass	5.785G	5.784989G	1.944	20	1	2 min
5785MHz_0°C	Pass	5.785G	5.784993G	1.296	20	1	5 min
5785MHz_0°C	Pass	5.785G	5.784991G	1.62	20	1	10 min
5785MHz_10°C	Pass	5.785G	5.784996G	0.648	20	1	0 min
5785MHz_10°C	Pass	5.785G	5.784985G	2.593	20	1	2 min
5785MHz_10°C	Pass	5.785G	5.784998G	0.324	20	1	5 min
5785MHz_10°C	Pass	5.785G	5.784989G	1.944	20	1	10 min
5785MHz_20°C	Pass	5.785G	5.785009G	1.62	20	1	0 min
5785MHz_20°C	Pass	5.785G	5.785007G	1.296	20	1	2 min
5785MHz_20°C	Pass	5.785G	5.785006G	0.972	20	1	5 min
5785MHz_20°C	Pass	5.785G	5.785011G	1.944	20	1	10 min
5785MHz_30°C	Pass	5.785G	5.78503G	5.185	20	1	0 min
5785MHz_30°C	Pass	5.785G	5.785032G	5.509	20	1	2 min
5785MHz_30°C	Pass	5.785G	5.785032G	5.509	20	1	5 min
5785MHz_30°C	Pass	5.785G	5.785039G	6.806	20	1	10 min
5785MHz_40°C	Pass	5.785G	5.785088G	15.231	20	1	0 min
5785MHz_40°C	Pass	5.785G	5.785084G	14.583	20	1	2 min
5785MHz_40°C	Pass	5.785G	5.785088G	15.231	20	1	5 min
5785MHz_40°C	Pass	5.785G	5.785088G	15.231	20	1	10 min
5785MHz_138V	Pass	5.785G	5.785013G	2.269	20	1	0 min
5785MHz_138V	Pass	5.785G	5.785009G	1.62	20	1	2 min
5785MHz_138V	Pass	5.785G	5.785013G	2.269	20	1	5 min
5785MHz_138V	Pass	5.785G	5.785002G	0.324	20	1	10 min
5785MHz_120V	Pass	5.785G	5.785017G	2.917	20	1	0 min
5785MHz_120V	Pass	5.785G	5.785021G	3.565	20	1	2 min
5785MHz_120V	Pass	5.785G	5.785007G	1.296	20	1	5 min
5785MHz_120V	Pass	5.785G	5.785015G	2.593	20	1	10 min
5785MHz_102V	Pass	5.785G	5.785G	0	20	1	0 min
5785MHz_102V	Pass	5.785G	5.785021G	3.565	20	1	2 min
5785MHz_102V	Pass	5.785G	5.785004G	0.648	20	1	5 min
5785MHz_102V	Pass	5.785G	5.785007G	1.296	20	1	10 min