

FCC TEST REPORT

FCC ID: 2AHG3SP-PS1000

Product Name : 15 INCH ACTIVE SPEAKER

Model Name : SP-PS1000,TLK-FC15BT-A,BK-1000

Brand : Speler,TLK

Report No. : PT800499160309E-FC02

Prepared for

Aierson(HK) Technology Co.,Ltd
Unit 04,7/F,Bright Way Tower,No.33 Mong Kok Road,
Kowloon,Hong Kong,China

Prepared by

DongGuan Precise Testing Service Co.,Ltd.
Building D, Baoding Technology Park, Guangming Road 2, Guangming Community
Dongcheng District, Dongguan, Guangdong, China

TEST RESULT CERTIFICATION

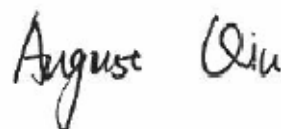
Applicant's name : Aierson(HK) Technology Co.,Ltd
Address : Unit 04,7/F,Bright Way Tower,No.33 Mong Kok Road,
Kowloon,Hong Kong,China
Manufacture's name : Aierson(HK) Technology Co.,Ltd
Address : Unit 04,7/F,Bright Way Tower,No.33 Mong Kok Road,
Kowloon,Hong Kong,China
Product name : 15 INCH ACTIVE SPEAKER
Model name : SP-PS1000,TLK-FC15BT-A,BK-1000
Standards : FCC CFR47 Part 15 Section 15.247
Test procedure : ANSI C63.10:2013, DA 00-705
Test Date : Mar. 14, 2016 ~ Mar.23, 2016
Date of Issue : Mar.23, 2016
Test Result : Pass

This device described above has been tested by PTS, and the test results show that the equipment under test (EUT) is in compliance with the FCC requirements. And it is applicable only to the tested sample identified in the report.

This report shall not be reproduced except in full, without the written approval of PTS, this document may be altered or revised by PTS, personal only, and shall be noted in the revision of the document.

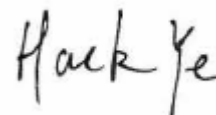
Testing Engineer

August Qiu



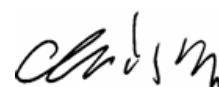
Technical Manager

Hack Ye



Authorized Signatory

Chris Du



Contents

	Page
2 TEST SUMMARY.....	4
3 GENERAL INFORMATION.....	5
3.1 GENERAL DESCRIPTION OF E.U.T.....	5
4 RF EXPOSURE.....	5
4.1 REQUIREMENTS.....	6
4.2 THE PROCEDURES / LIMIT.....	6



2 Test Summary

Test Items	Test Requirement	Result
Maximum Permissible Exposure (Exposure of Humans to RF Fields)	1.1307(b)(1)	PASS
Remark:		
N/A: Not Applicable		

3 General Information

3.1 General Description of E.U.T.

Product Name	:	15 INCH ACTIVE SPEAKER
Model Name	:	SP-PS1000,TLK-FC15BT-A,BK-1000
Model Description	:	Only the shells are difference
Bluetooth Version	:	V2.1+EDR
Operating frequency	:	2402-2480MHz, 79 channels
Antenna installation:	:	Integrated Antenna
Antenna Gain:	:	0dBi
The lowest oscillator:	:	26MHz
Type of Modulation	:	GFSK, Pi/4DQPSK, 8DPSK
Power supply	:	AC120V 60Hz

4 RF Exposure

Test Requirement : FCC Part 1.1307

Evaluation Method : KDB 447498 D01 General RF Exposure Guidance v05

4.1 Requirements

The 1-g and 10-g SAR test exclusion thresholds for 100 MHz to 6 GHz at test separation distances \leq 50 mm are determined by:

$[(\text{max. power of channel, including tune-up tolerance, mW})/(\text{min. test separation distance, mm})] \cdot [\sqrt{f(\text{GHz})}] \leq 3.0$ for 1-g SAR and ≤ 7.5 for 10-g extremity SAR where

$f(\text{GHz})$ is the RF channel transmit frequency in GHz

1. $f(\text{GHz})$ is the RF channel transmit frequency in GHz

2. Power and distance are rounded to the nearest mW and mm before calculation

3. The result is rounded to one decimal place for comparison

The test exclusions are applicable only when the minimum test separation distance is ≤ 50 mm and for transmission frequencies between 100 MHz and 6 GHz. When the minimum test separation distance is < 5 mm, a distance of 5 mm is applied to determine SAR test exclusion.

4.2 The procedures / limit

Conducted Peak power(dBm)	Conducted Peak power(mW)	Source-based time-averaged maximum conducted output power(mW)	Minimum test separation distance required for the exposure conditions (mm)	SAR Test Exclusion Thresholds(mW)
5.50	3.548	3.548	5	9.525
Remark:				
Max. duty factor is 100%				
The power tune up tolerance is 4.0 ± 1.5 dBm				
Calculation formula: Source-based time-averaged maximum conducted output power(mW) = Conducted peak power(mW) * Duty factor				

***** THE END REPORT*****