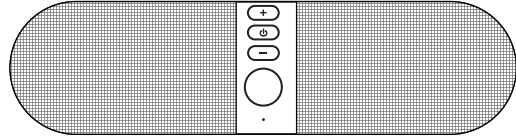


Front

billboard® WIRELESS SPEAKER

for use with Bluetooth® enabled devices

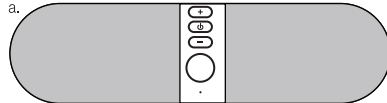


WIRELESS Speaker USER MANUAL

Wireless Speaker

Thank you for purchasing the Billboard® Wireless Speaker. For best use of this device we recommend carefully reading this user manual and keeping it for your records

Package contains
a. Wireless Speaker
b. USB charging cable
c. 3.5mm to 3.5mm audio cable



FCC Information

FCC ID: 2AHFC-BB783

This device complies with Part 15 of the FCC rules. Operation is subject to the following two conditions: (1) this device may not cause harmful interference, and (2) this device must accept any interference received, including interference that may cause undesired operation. Federal Communications Commission (FCC) Statement
This Equipment has been tested and found to comply with the limits for a Class B digital device, pursuant to Part 15 of the FCC rules. These limits are designed to provide reasonable protection against harmful interference in a residential installation. This equipment generates, uses and can radiate radio frequency energy and, if not installed and used in accordance with the instructions, may cause harmful interference to radio communications. However, there is no guarantee that interference will not occur in a particular installation. If this equipment does cause harmful interference to radio or television reception, which can be determined by turning the equipment off and on, the user is encouraged to try to correct the interference by one or more of the following measures:
- Reorient or relocate the receiving antenna.
- Increase the separation between the equipment and receiver.
- Connect the equipment into an outlet on a circuit different from that to which the receiver is connected.
- Consult the dealer or an experienced radio/TV technician for help.
Warning: Changes or modifications to this unit not expressly approved by the party responsible for compliance could void the user authority to operate the equipment. Tested to comply with FCC standard. FOR HOME OR OFFICE USE.

Warning :

This equipment complies with FCC RF radiation exposure limits set forth for an uncontrolled environment. This device and its antenna(s) must not be co-located or conjunction with any other antenna or transmitter.

Battery information

Your device is powered by a rechargeable battery. The full performance of a new battery is achieved only after two to three complete charge and discharge cycles. The battery can be charged and discharged hundreds of times, but it will eventually wear out.

Do not leave a fully charged battery connected to a charger, overcharging may shorten its lifetime. If left unused, a fully charged battery will lose its charge over time. Never use any charger that is damaged.
Leaving the device in hot or cold places will reduce the capacity and lifetime of the battery. Optimal temperature for the battery is between 15°C and 25°C (59°F and 77°F). A device with a hot or cold battery may not work temporarily, even when the battery is fully charged.
Do not dispose of batteries in a fire as they may explode. Batteries may also explode if damaged. Always dispose of batteries according to local regulations. Please recycle. Do not dispose as household waste.

Technical Support: techsupport@esicellular.com or call 212 883-8838

© 2017 Billboard IP Holdings, LLC. All rights reserved. Billboard®, the Billboard logo, HOT 100 and associated characters, trademarks and design elements are owned and licensed by Billboard IP Holdings, LLC.
Bluetooth is a registered trademark of Bluetooth SIG



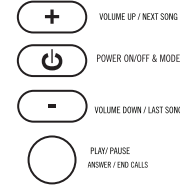
It may damage your hearing if you listen with high volume for a long time. It is recommended you use the lowest volume possible for speaking and listening to music.

Back

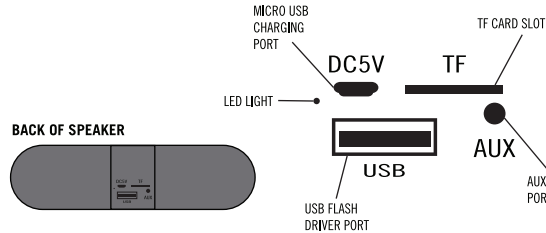
1. Guide

■ introduction

FRONT OF SPEAKER



● — Microphone



PLEASE READ THESE INSTRUCTIONS CAREFULLY BEFORE USING YOUR WIRELESS Speaker KEEP THESE INSTRUCTIONS FOR FUTURE REFERENCE

Your Wireless Speaker has an internal rechargeable battery. Improper usage may result in the Wireless Speaker becoming hot, ignite or burst and cause injury if exposed to conditions of abuse. Be sure to follow the safety warnings listed below:
1. Do not disassemble, throw away or damage the Wireless Speaker.
2. Store the Wireless Speaker in a dry place, keeping it away from damp corrosive materials and environments such as salt air.
3. Keep the Wireless Speaker away from direct sunlight, fire and high voltage equipment. Do not store the Wireless Speaker inside a car during hot weather. Remember a closed car acts as a green house allowing the inside temperature to possibly reach over 200F.
4. The Wireless Speaker is not a toy. Please keep it out of the reach of young children.
5. Please do not discard the Wireless Speaker. Consult your local waste collection agency for proper disposal or recycling methods. You may also contact "Call2Recycle" at 877-273-2925 or online at "call2recycle.org" for a battery recycling drop off location near you.

Charging the battery

This device has an internal, rechargeable battery.
1. Plug the charger cable into the Speaker.
2. Connect the charger to a USB power source. The red indicator light will display during charging in the back. If charging does not start, disconnect the charger plug it in again, and retry. Charging the battery fully may take up to 2-3 hours.
3. When the battery is fully charged, the red indicator light will turn off. Disconnect the charger from the USB power source and the Speaker. The fully charged battery has power for up to 2-3 hours of music time or up to 100 hours of standby time. However, the talk and standby times may vary when used with different devices, settings, and environments.

2. Instruction

■ Key Function



1) To turn on the speaker, Press the Power On/Off button for 3 seconds to turn on the speaker. To turn off the speaker press and hold the power button for 3 seconds. To switch between Bluetooth and other speaker modes short press the On/Off button.



2) Activate the Bluetooth® feature on your phone, and set the phone to search for wireless devices (See the User Manual for your device)
The speaker will show on your device as BB-BT-PILL (if pass code is requested enter 0000)
The voice prompt will tell you if the pairing is successful.



3) Press the Play/ Pause button to play your device's music. You can also answer and make calls thru your cell phone. Simply press the Play/Pause button



4) Short press the "+" button to go to the next song or long press the "+" button to turn the volume up.



5) Short press the "-" button to go to the last song or long press the "-" button to turn the volume down.

FM Radio mode

Plug the charging cable into the Micro USB charging port to act as an antenna for the speaker. Short press the On/Off button to go to FM radio mode. Long press the Play/Pause button to search for an FM station. It will save automatically when it finds a station. Press the + or - button to find the station searched.

You can also use a Memory Card or USB Flash Drive to play your music.

For Auxiliary input plug one end of the included 3.5mm to 3.5mm audio cable to the AUX port on the back of the speaker and plug the other end of the audio cable to your music device. A voice prompt will signal that the connection is successful.

LIMITED WARRANTY

ESI Cases and Accessories warrants to the first consumer purchaser that this product, when shipped in its original container to the original purchaser, will be free from defective workmanship and materials for one year and agrees that it will, at its option, either repair the defect or replace the defective product or part thereof at no charge to the purchaser for parts or labor for the time periods described.

This warranty does not apply to any appearance items of the product nor to the additional excluded item(s) set forth below nor to any product the exterior of which has been damaged or defaced which has been subjected to misuse, abnormal service or handling or which has been altered or modified in design or construction. The limited warranty described herein is in addition to an applicable law. ALL IMPLIED WARRANTIES INCLUDING THE WARRANTIES OF MERCHANTABILITY AND FITNESS FOR USE ARE LIMITED TO THE PERIOD FROM THE DATE OF ORIGINAL PURCHASE SET FORTH BELOW. Some states do not allow limitations on how long an implied warranty last, so the above limitation may not apply to you. Neither the sales personnel of the seller nor any other person is authorized to make any warranties other than those described herein or to extend the duration of any warranties beyond the time period described herein on the behalf of ESI Cases and Accessories.

The warranties described herein shall be the sole and exclusive warranties granted by ESI Cases and Accessories and shall be the sole and exclusive remedy available to the purchaser corrections of defects, in the manner and for the period of time described herein, shall constitute complete fulfillment of all liabilities and responsibilities of ESI Cases and Accessories to the purchaser with respect to the product and shall constitute full satisfaction of all claims, whether based on contract negligence, strict liability or otherwise. In no event shall ESI Cases and Accessories be liable or in any way responsible, for any incidental or consequential economic or property damage. Some states do not allow the exclusion of incidental or consequential damages, so the above exclusion may not apply to you. THIS WARRANTY GIVES YOU SPECIFIC LEGAL RIGHTS. YOU MAY ALSO HAVE OTHER RIGHTS, WHICH VARY FROM STATE TO STATE.

Send device with the product to:

ESI Cases and Accessories,
44 East 32nd Street, 6th floor
New York, New York 10016
* Enclose proof of purchase and \$11.95 for Shipping and Handling.

TECHNICAL SUPPORT: 212 883-8838
E-MAIL: techsupport@esicellular.com