





EXHIBIT 3 - EUT INTERNAL PHOTOGRAPHS

<p>EUT Housing and Board View 1</p>	
<p>EUT Housing and Board View 2</p>	

<p style="text-align: center;">Solder Board-Component View 1</p>	 <p>A photograph of a green printed circuit board (PCB) component, labeled 'Solder Board-Component View 1'. The board is oriented vertically and features a rectangular LCD screen on the left side. To the right of the screen are several electronic components, including a microcontroller and various passive components. A circular metal component is mounted on the right side of the board. The board is placed on a blue textured surface, and a black ruler with white markings is visible at the top and bottom, providing a scale in millimeters.</p>
<p style="text-align: center;">Solder Board-Component View 2</p>	 <p>A photograph of the same green PCB component, labeled 'Solder Board-Component View 2'. This view shows the reverse side of the board, revealing the intricate circuitry, including a large microcontroller chip, various surface-mount components, and a circular metal component on the right side. The board is placed on a blue textured surface, and a black ruler with white markings is visible at the top and bottom, providing a scale in millimeters.</p>

Antenna View

