





EXHIBIT 2 - EUT EXTERNAL PHOTOGRAPHS

<p>EUT View 1</p>	 A photograph showing two views of a white electronic device (EUT) against a blue background. On the left is a front view of the device, which has a small green LCD screen at the top, followed by four buttons with directional arrows (up, down, left, right), and a larger rectangular area at the bottom. On the right is a side view of the device, showing its slim profile. A black ruler with white markings is placed vertically to the left of the device for scale, with markings from 0 to 100 mm visible.
<p>EUT View 2</p>	 A photograph showing a front view of the white electronic device (EUT) against a blue background. The device features a small green LCD screen at the top, followed by four buttons with directional arrows (up, down, left, right), and a larger rectangular area at the bottom. A black ruler with white markings is placed vertically to the left of the device for scale, with markings from 0 to 100 mm visible.


EUT View 3



EUT View 4



EUT View 5



EUT View 6

