



Conducted Emissions / BLE



Conducted Emissions WLAN




Emission Bandwidth


Test setup radiated measurement:



Max. Peak Output Power



Power Spectral Density



Undesirable Emissions

Open area test site



Anechoic chamber

Test Setup 1000 MHz < f < 18000 MHz



Test Setup f > 18000 MHz



Radiated Emissions / BLE

Anechoic chamber

Test Setup $1000 \text{ MHz} < f < 18000 \text{ MHz}$ Test Setup $f > 18000 \text{ MHz}$ 

Radiated Emissions 15.147 WLAN



Anechoic chamber

Test Setup 1000 MHz < f < 18000 MHz

