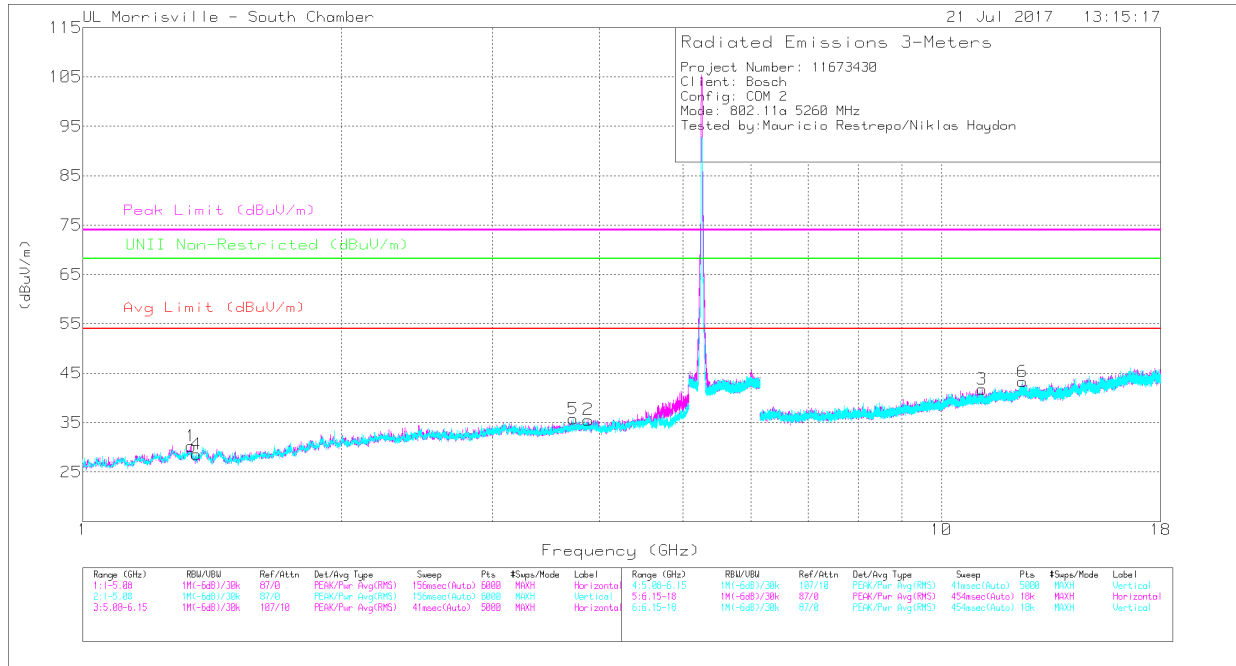


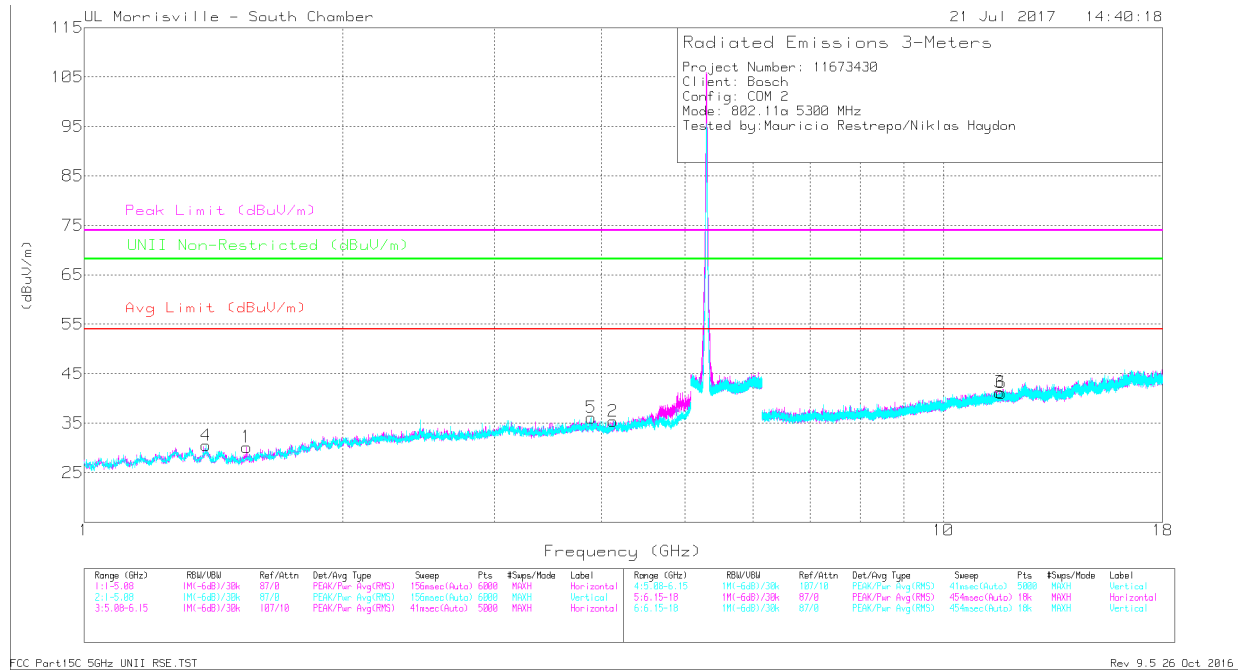
HARMONICS AND SPURIOUS EMISSIONS – INTERNAL CHAIN 1



Markers	Frequency (GHz)	Meter Reading (dBuV)	Det	AT0069 AF (dB/m)	Amp/Cbl/Fitr/Pad (dB)	DC Corr (dB)	Corrected Reading (dBuV/m)	Avg Limit (dBuV/m)	Margin (dB)	Peak Limit (dBuV/m)	PK Margin (dB)	UNII Non-Restricted (dBuV/m)	PK Margin (dB)	Azimuth (Degs)	Height (cm)	Polarity
2	* 3.879	40.68	PK-U	33.3	-32.8	0	41.18	-	-	74	-32.82	-	-	50	112	H
	* 3.877	29.02	ADR	33.3	-32.8	4.09	33.61	54	-20.39	-	-	-	-	50	112	H
1	* 1.336	42.42	PK-U	28.7	-34.8	0	36.32	-	-	74	-37.68	-	-	146	294	H
	* 1.336	30.13	ADR	28.7	-34.8	4.09	28.12	54	-25.88	-	-	-	-	146	294	H
3	* 11.151	34.27	PK-U	37.9	-25.1	0	47.07	-	-	74	-26.93	-	-	133	112	H
	* 11.148	22.37	ADR	37.9	-25.1	4.09	39.26	54	-14.74	-	-	-	-	133	112	H
4	* 1.357	41.58	PK-U	28.7	-34.8	0	35.48	-	-	74	-38.52	-	-	137	246	V
	* 1.357	29.12	ADR	28.7	-34.8	4.09	27.11	54	-26.89	-	-	-	-	137	246	V
5	* 3.724	40.37	PK-U	33.3	-32.5	0	41.17	-	-	74	-32.83	-	-	249	246	V
	* 3.723	28.64	ADR	33.3	-32.5	4.09	33.53	54	-20.47	-	-	-	-	249	246	V
6	* 12.432	34.57	PK-U	38.9	-24.4	0	49.07	-	-	74	-24.93	-	-	129	104	V
	* 12.43	22.53	ADR	38.9	-24.3	4.09	41.22	54	-12.78	-	-	-	-	129	104	V

* - indicates frequency in CFR47 Pt 15 / IC RSS-Restricted Band
 PK-U - U-NII: Maximum Peak
 ADR - U-NII AD primary method, RMS average

Note regarding the measurements performed where the EUT had 40% duty cycle - The HT40 Duty cycle correction (39% or 4.09 dB) was used for all 40% Duty Cycle measurements (11a/nHT20 found to be a duty cycle of 38.4% or 4.16 dB). All measurements had sufficient margin to overcome the 0.07 dB difference between the 40 MHz and 20 MHz 40% Duty Cycle Corrections.



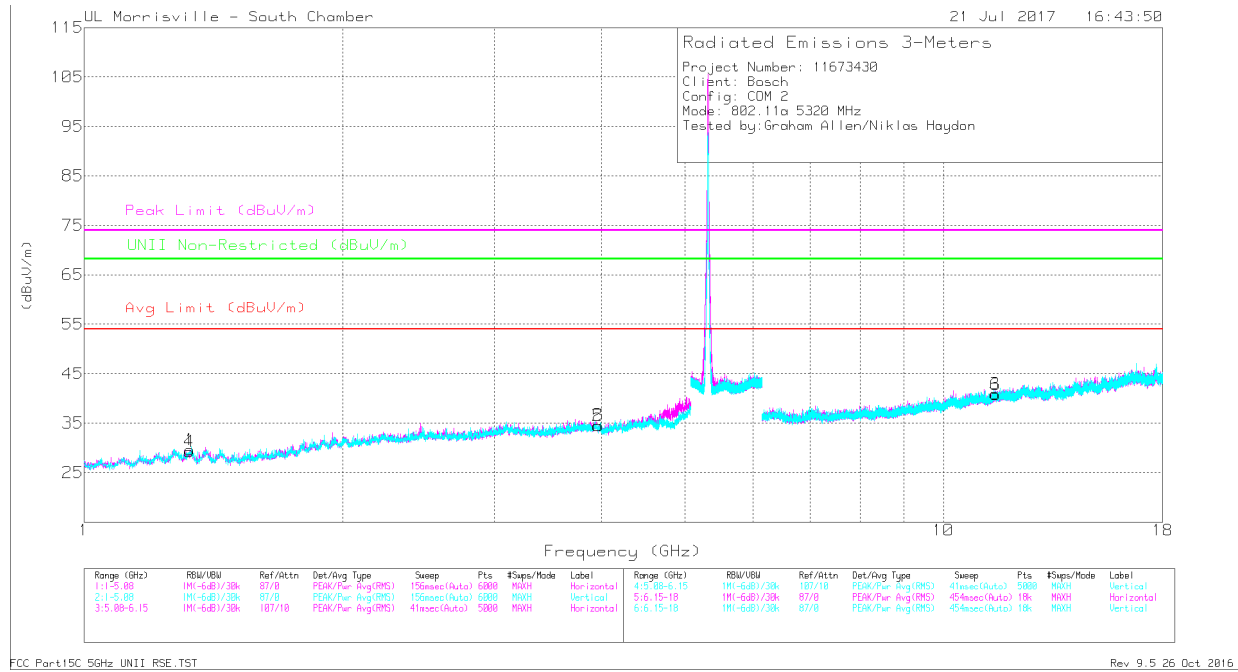
Marker	Frequency (GHz)	Meter Reading (dBuV)	Det	AT0069 AF (dB/m)	Amp/Cbl/Filtr/Pad (dB)	DC Corr (dB)	Corrected Reading (dBuV/m)	Avg Limit (dBuV/m)	Margin (dB)	Peak Limit (dBuV/m)	PK Margin (dB)	UNII Non-Restricted (dBuV/m)	PK Margin (dB)	Azimuth (Degs)	Height (cm)	Polarity
1	* 1.548	42.52	PK-U	28.1	-35	0	35.62	-	-	74	-38.38	-	-	71	104	H
	* 1.546	30.68	ADR	28.1	-35	4.09	27.87	54	-26.13	-	-	-	-	71	104	H
2	* 4.122	39.28	PK-U	33.3	-31.8	0	40.78	-	-	74	-33.22	-	-	154	221	H
	* 4.125	27.66	ADR	33.3	-31.8	4.09	33.25	54	-20.75	-	-	-	-	154	221	H
4	* 1.385	42.56	PK-U	28.9	-34.8	0	36.66	-	-	74	-37.34	-	-	183	345	V
	* 1.385	30.44	ADR	28.9	-34.8	4.09	28.63	54	-25.37	-	-	-	-	183	345	V
5	* 3.893	40.06	PK-U	33.3	-32.6	0	40.76	-	-	74	-33.24	-	-	340	268	V
	* 3.891	28.63	ADR	33.3	-32.6	4.09	33.42	54	-20.58	-	-	-	-	340	268	V
3	* 11.632	34.16	PK-U	38.4	-25.1	0	47.46	-	-	74	-26.54	-	-	255	308	H
	* 11.632	22.73	ADR	38.4	-25.1	4.09	40.12	54	-13.88	-	-	-	-	255	308	H
6	* 11.676	33.15	PK-U	38.4	-24.8	0	46.75	-	-	74	-27.25	-	-	142	265	V
	* 11.679	21.79	ADR	38.4	-24.9	4.09	39.38	54	-14.62	-	-	-	-	142	265	V

* - indicates frequency in CFR47 Pt 15 / IC RSS-Restricted Band

PK-U - U-NII: Maximum Peak

ADR - U-NII AD primary method, RMS average

Note regarding the measurements performed where the EUT had 40% duty cycle - The HT40 Duty cycle correction (39% or 4.09 dB) was used for all 40% Duty Cycle measurements (11a/nHT20 found to be a duty cycle of 38.4% or 4.16 dB). All measurements had sufficient margin to overcome the 0.07 dB difference between the 40 MHz and 20 MHz 40% Duty Cycle Corrections.



Markers	Frequency (GHz)	Meter Reading (dBuV)	Det	AT0069 AF (dB/m)	Amp/Cbl/Filtr/Pad (dB)	DC Corr (dB)	Corrected Reading (dBuV/m)	Avg Limit (dBuV/m)	Margin (dB)	Peak Limit (dBuV/m)	PK Margin (dB)	UNII Non-Restricted (dBuV/m)	PK Margin (dB)	Azimuth (Degs)	Height (cm)	Polarity
1	* 1.328	42.32	PK-U	28.8	-34.9	0	36.22	-	-	74	-37.78	-	-	31	243	H
	* 1.328	30.34	ADR	28.8	-34.9	4.09	28.33	54	-25.67	-	-	-	-	31	243	H
2	* 3.956	39.52	PK-U	33.4	-31.9	0	41.02	-	-	74	-32.98	-	-	308	373	H
	* 3.956	27.73	ADR	33.4	-31.9	4.09	33.32	54	-20.68	-	-	-	-	308	373	H
3	* 11.487	34.62	PK-U	38.3	-24.9	0	48.02	-	-	74	-25.98	-	-	30	371	H
	* 11.487	22.69	ADR	38.3	-24.9	4.09	40.18	54	-13.82	-	-	-	-	30	371	H
4	* 1.325	42.38	PK-U	28.9	-34.9	0	36.38	-	-	74	-37.62	-	-	127	274	V
	* 1.325	30.19	ADR	28.9	-34.9	4.09	28.28	54	-25.72	-	-	-	-	127	274	V
5	* 3.971	40.12	PK-U	33.3	-31.9	0	41.52	-	-	74	-32.48	-	-	297	117	V
	* 3.971	27.67	ADR	33.3	-32	4.09	33.06	54	-20.94	-	-	-	-	297	117	V
6	* 11.503	34.92	PK-U	38.3	-24.9	0	48.32	-	-	74	-25.68	-	-	3	282	V
	* 11.504	22.32	ADR	38.3	-24.9	4.09	39.81	54	-14.19	-	-	-	-	3	282	V

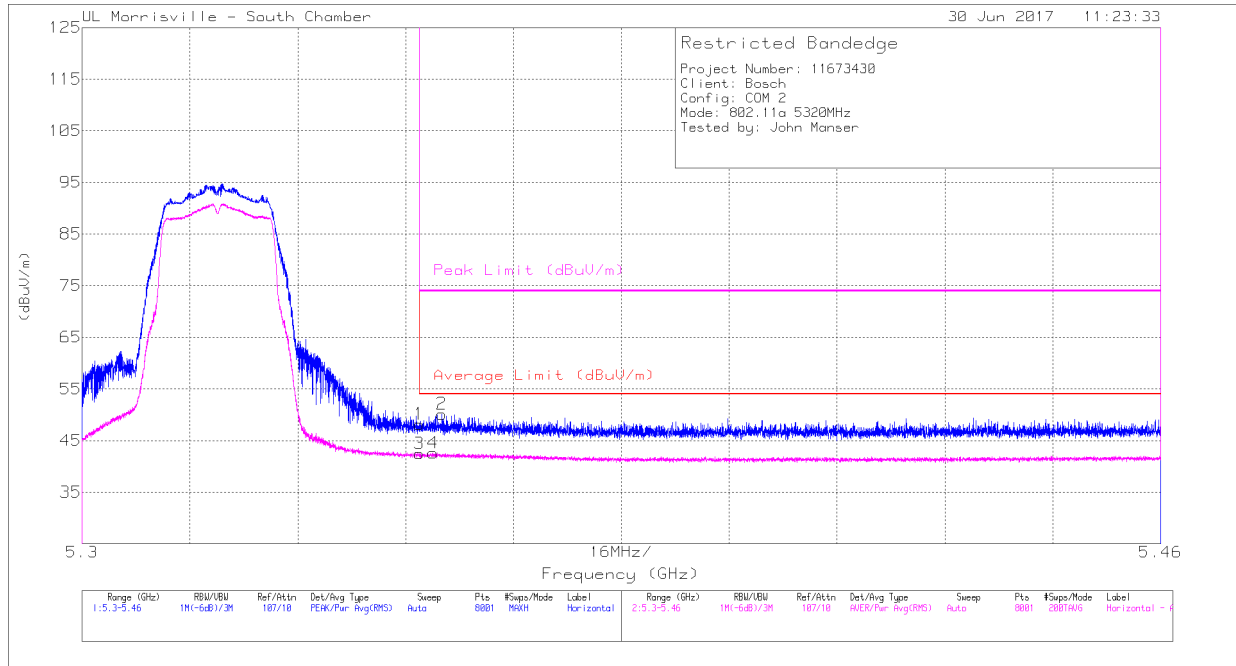
* - indicates frequency in CFR47 Pt 15 / IC RSS-Restricted Band

PK-U - U-NII: Maximum Peak

ADR - U-NII AD primary method, RMS average

Note regarding the measurements performed where the EUT had 40% duty cycle - The HT40 Duty cycle correction (39% or 4.09 dB) was used for all 40% Duty Cycle measurements (11a/nHT20 found to be a duty cycle of 38.4% or 4.16 dB). All measurements had sufficient margin to overcome the 0.07 dB difference between the 40 MHz and 20 MHz 40% Duty Cycle Corrections.

AUTHORIZED BANDEDGE (HIGH CHANNEL EXTERNAL CHAIN 0)



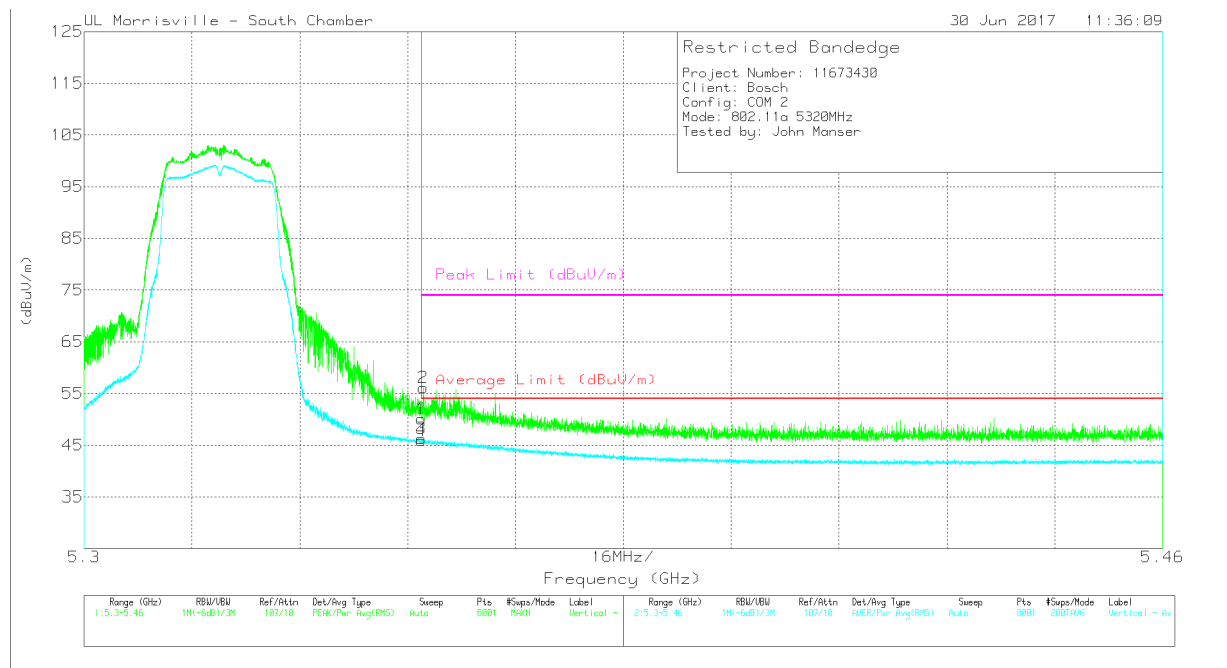
Marker	Frequency (GHz)	Meter Reading (dBuV)	Det	AT0069 AF (dB/m)	Amp/Cbl/Filtr/Pad (dB)	DC Corr (dB)	Corrected Reading (dBuV/m)	Average Limit (dBuV/m)	Margin (dB)	Peak Limit (dBuV/m)	PK Margin (dB)	Azimuth (Degs)	Height (cm)	Polarity
1	* 5.35	36.98	Pk	34.4	-23.2	0	48.18	-	-	74	-25.82	327	109	H
2	* 5.353	39.05	Pk	34.4	-23.3	0	50.15	-	-	74	-23.85	327	109	H
3	* 5.35	27.16	RMS	34.4	-23.2	4.09	42.45	54	-11.55	-	-	327	109	H
4	* 5.352	27.29	RMS	34.4	-23.2	4.09	42.58	54	-11.42	-	-	327	109	H

* - indicates frequency in CFR47 Pt 15 / IC RSS-Restricted Band

Pk - Peak detector

RMS - RMS detection

Note regarding the measurements performed where the EUT had 40% duty cycle - The HT40 Duty cycle correction (39% or 4.09 dB) was used for all 40% Duty Cycle measurements (11a/nHT20 found to be a duty cycle of 38.4% or 4.16 dB). All measurements had sufficient margin to overcome the 0.07 dB difference between the 40 MHz and 20 MHz 40% Duty Cycle Corrections.



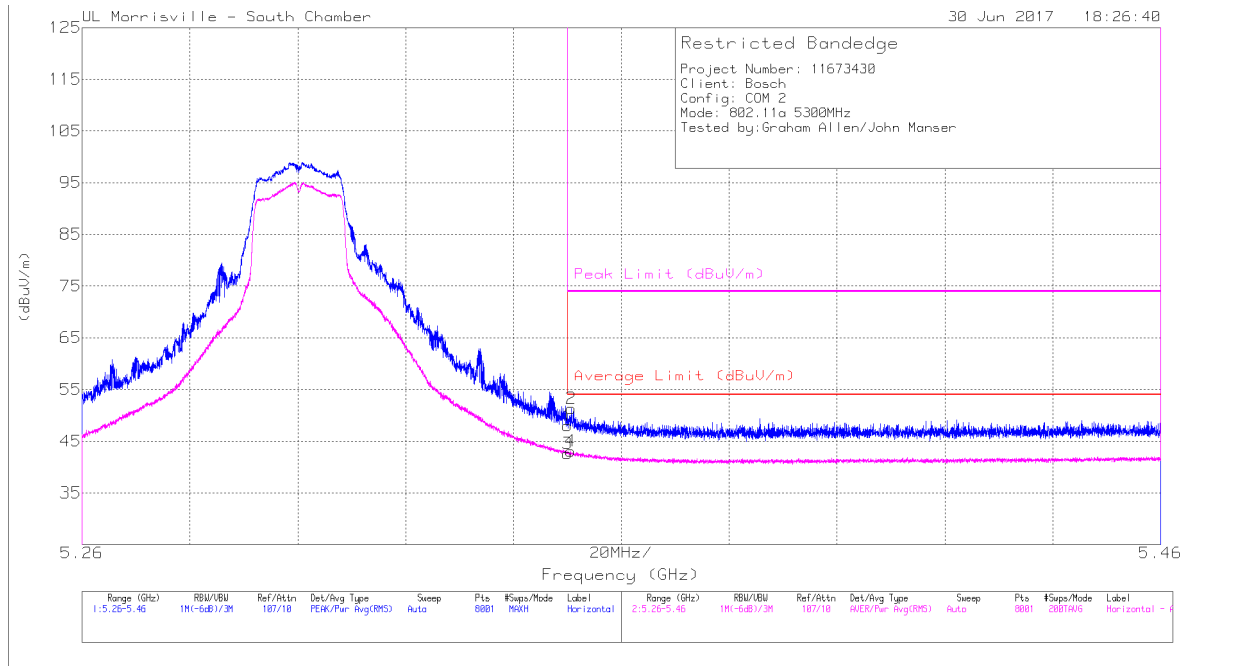
Marker	Frequency (GHz)	Meter Reading (dBuV)	Det	AT0069 AF (dB/m)	Amp/Cbl/Filtr/Pad (dB)	DC Corr (dB)	Corrected Reading (dBuV/m)	Average Limit (dBuV/m)	Margin (dB)	Peak Limit (dBuV/m)	PK Margin (dB)	Azimuth (Degs)	Height (cm)	Polarity
1	* 5.35	38.93	PK	34.4	-23.2	0	50.13	-	-	74	-23.87	228	127	V
2	* 5.35	44.95	PK	34.4	-23.2	0	56.15	-	-	74	-17.85	228	127	V
3	* 5.35	30.96	RMS	34.4	-23.2	4.09	46.25	54	-7.75	-	-	228	127	V
4	* 5.35	30.68	RMS	34.4	-23.2	4.09	45.97	54	-8.03	-	-	228	127	V

* - indicates frequency in CFR47 Pt 15 / IC RSS-Restricted Band

PK - Peak detector

RMS - RMS detection

Note regarding the measurements performed where the EUT had 40% duty cycle - The HT40 Duty cycle correction (39% or 4.09 dB) was used for all 40% Duty Cycle measurements (11a/nHT20 found to be a duty cycle of 38.4% or 4.16 dB). All measurements had sufficient margin to overcome the 0.07 dB difference between the 40 MHz and 20 MHz 40% Duty Cycle Corrections.



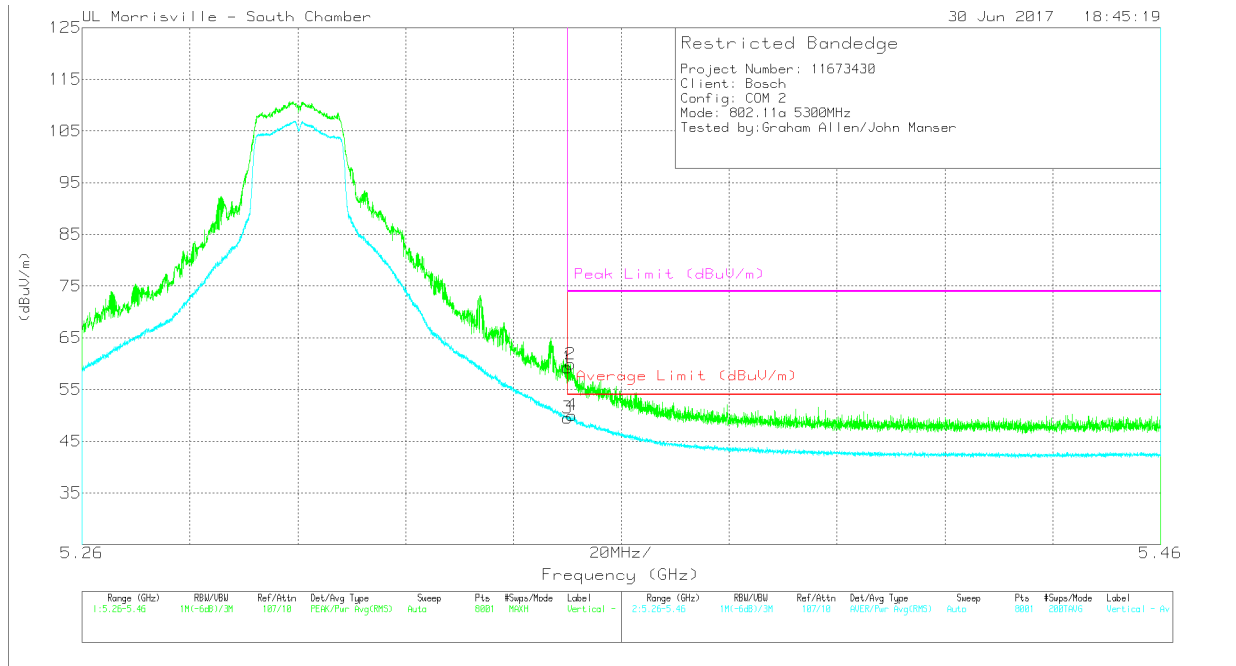
Marker	Frequency (GHz)	Meter Reading (dBuV)	Det	AT0069 AF (dB/m)	Amp/Cbl/Filtr/Pad (dB)	DC Corr (dB)	Corrected Reading (dBuV/m)	Average Limit (dBuV/m)	Margin (dB)	Peak Limit (dBuV/m)	PK Margin (dB)	Azimuth (Degs)	Height (cm)	Polarity
1	* 5.35	36.78	PK	34.4	-23.2	0	47.98	-	-	74	-26.02	198	340	H
2	* 5.351	40.1	PK	34.4	-23.2	0	51.3	-	-	74	-22.7	198	340	H
3	* 5.35	27.3	RMS	34.4	-23.2	4.09	42.59	54	-11.41	-	-	198	340	H
4	* 5.351	27.76	RMS	34.4	-23.2	4.09	43.05	54	-10.95	-	-	198	340	H

* - indicates frequency in CFR47 Pt 15 / IC RSS-Restricted Band

PK - Peak detector

RMS - RMS detection

Note regarding the measurements performed where the EUT had 40% duty cycle - The HT40 Duty cycle correction (39% or 4.09 dB) was used for all 40% Duty Cycle measurements (11a/nHT20 found to be a duty cycle of 38.4% or 4.16 dB). All measurements had sufficient margin to overcome the 0.07 dB difference between the 40 MHz and 20 MHz 40% Duty Cycle Corrections.



Marker	Frequency (GHz)	Meter Reading (dBuV)	Det	AT0069 AF (dB/m)	Amp/Cbl/Filtr/Pad (dB)	DC Corr (dB)	Corrected Reading (dBuV/m)	Average Limit (dBuV/m)	Margin (dB)	Peak Limit (dBuV/m)	PK Margin (dB)	Azimuth (Degs)	Height (cm)	Polarity
1	* 5.35	48.06	PK	34.4	-23.2	0	59.26	-	-	74	-14.74	230	108	V
2	* 5.351	48.7	PK	34.4	-23.2	0	59.9	-	-	74	-14.1	230	108	V
3	* 5.35	34.24	RMS	34.4	-23.2	4.09	49.53	54	-4.47	-	-	230	108	V
4	* 5.351	34.75	RMS	34.4	-23.2	4.09	50.04	54	-3.96	-	-	230	108	V

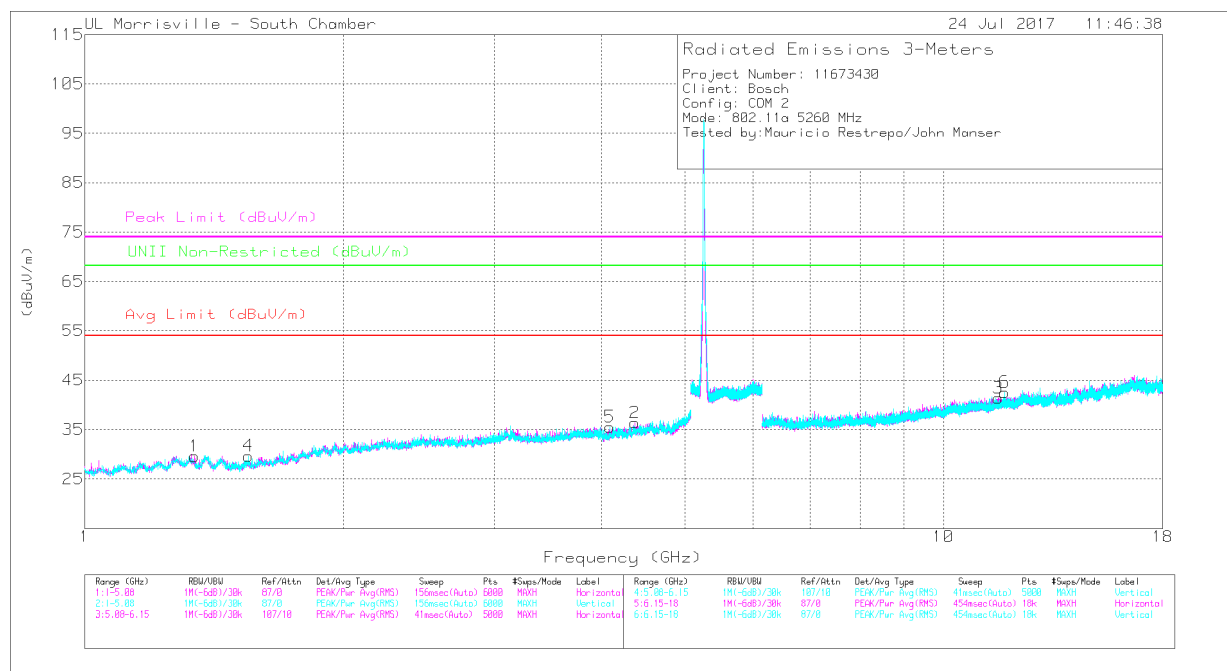
* - indicates frequency in CFR47 Pt 15 / IC RSS-Restricted Band

PK - Peak detector

RMS - RMS detection

Note regarding the measurements performed where the EUT had 40% duty cycle - The HT40 Duty cycle correction (39% or 4.09 dB) was used for all 40% Duty Cycle measurements (11a/nHT20 found to be a duty cycle of 38.4% or 4.16 dB). All measurements had sufficient margin to overcome the 0.07 dB difference between the 40 MHz and 20 MHz 40% Duty Cycle Corrections.

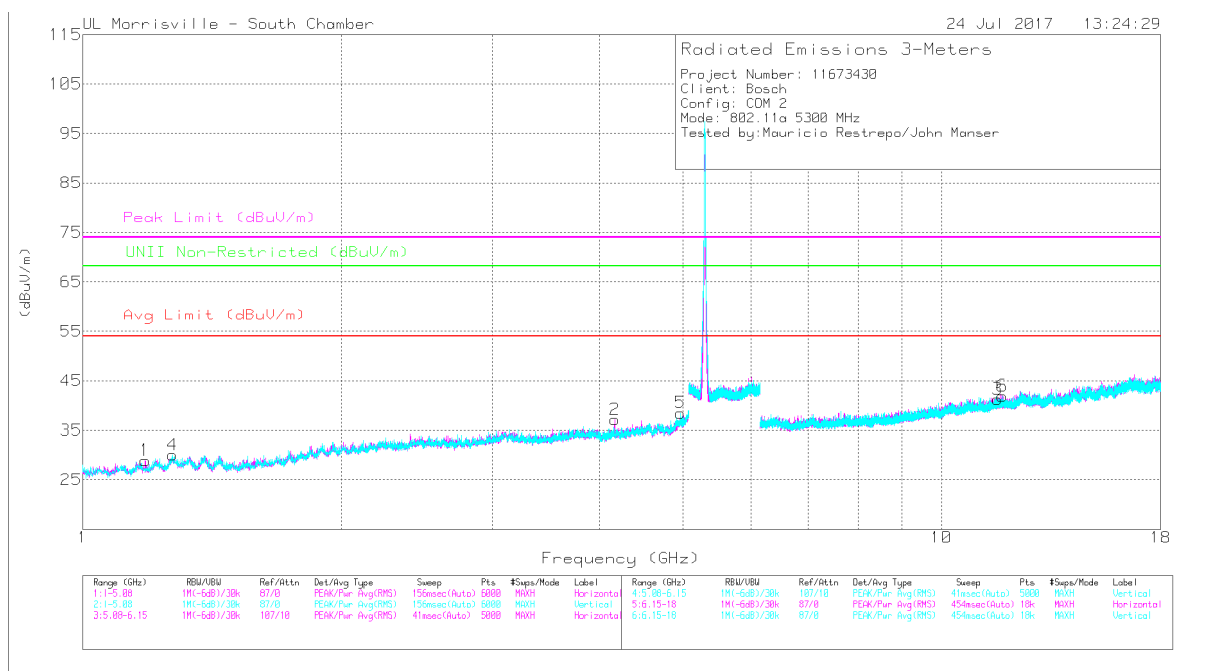
HARMONICS AND SPURIOUS EMISSIONS – EXTERNAL CHAIN 0



Markers	Frequency (GHz)	Meter Reading (dBuV)	Det	AT0069 AF (dB/m)	Amp/Cbl/Fitr/Pad (dB)	DC Corr (dB)	Corrected Reading (dBuV/m)	Avg Limit (dBuV/m)	Margin (dB)	Peak Limit (dBuV/m)	PK Margin (dB)	UNII Non-Restricted (dBuV/m)	PK Margin (dB)	Azimuth (Degs)	Height (cm)	Polarity
	* 4.368	40.93	PK-U	33.5	-31.3	0	43.13	-	-	74	-30.87	-	-	257	346	H
	* 4.367	28.13	ADR	33.5	-31.3	4.09	34.42	54	-19.58	-	-	-	-	257	346	H
	* 1.341	42.14	PK-U	28.6	-34.8	0	35.94	-	-	74	-38.06	-	-	349	304	H
	* 1.34	29.83	ADR	28.6	-34.8	4.09	27.72	54	-26.28	-	-	-	-	349	304	H
	* 11.587	34.73	PK-U	38.3	-25.1	0	47.93	-	-	74	-26.07	-	-	148	391	H
	* 11.584	22.72	ADR	38.3	-25.1	4.09	40.01	54	-13.99	-	-	-	-	148	391	H
	* 1.553	42.31	PK-U	28.1	-34.9	0	35.51	-	-	74	-38.49	-	-	249	273	V
	* 1.553	30.23	ADR	28.1	-34.9	4.09	27.52	54	-26.48	-	-	-	-	249	273	V
	* 4.093	39.95	PK-U	33.3	-32.4	0	40.85	-	-	74	-33.15	-	-	55	117	V
	* 4.09	28.29	ADR	33.3	-32.5	4.09	33.18	54	-20.82	-	-	-	-	55	117	V
	* 11.787	33.09	PK-U	38.5	-24.8	0	46.79	-	-	74	-27.21	-	-	99	265	V
	* 11.787	22.05	ADR	38.5	-24.8	4.09	39.84	54	-14.16	-	-	-	-	99	265	V

* - indicates frequency in CFR47 Pt 15 / IC RSS-Restricted Band
 PK-U - U-NII: Maximum Peak
 ADR - U-NII AD primary method, RMS average

Note regarding the measurements performed where the EUT had 40% duty cycle - The HT40 Duty cycle correction (39% or 4.09 dB) was used for all 40% Duty Cycle measurements (11a/nHT20 found to be a duty cycle of 38.4% or 4.16 dB). All measurements had sufficient margin to overcome the 0.07 dB difference between the 40 MHz and 20 MHz 40% Duty Cycle Corrections.



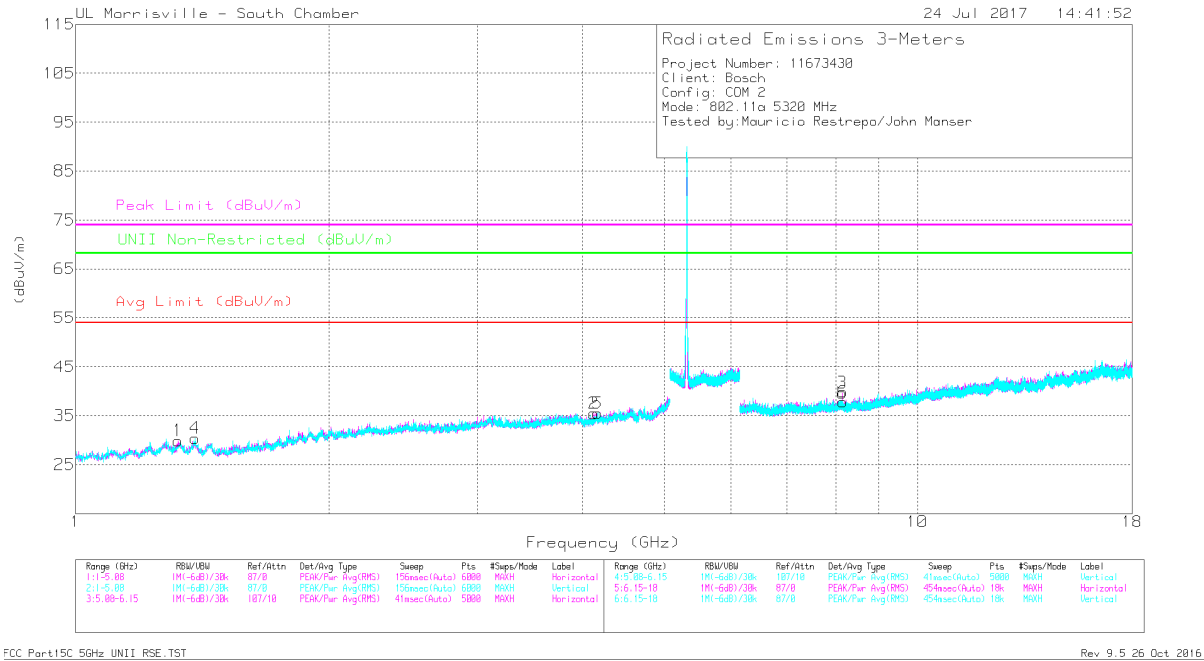
Markers	Frequency (GHz)	Meter Reading (dBuV)	Det	AT0069 AF (dB/m)	Amp/Cbl/Filtr/Pad (dB)	DC Corr (dB)	Corrected Reading (dBuV/m)	Avg Limit (dBuV/m)	Margin (dB)	Peak Limit (dBuV/m)	PK Margin (dB)	UNII Non-Restricted (dBuV/m)	PK Margin (dB)	Azimuth (Degs)	Height (cm)	Polarity
2	* 4.165	39.63	PK-U	33.3	-31.6	0	41.33	-	-	74	-32.67	-	-	1	194	H
	* 4.164	27.82	ADR	33.3	-31.6	4.09	33.61	54	-20.39	-	-	-	-	1	194	H
1	* 1.182	42.07	PK-U	28.1	-35.4	0	34.77	-	-	74	-39.23	-	-	160	186	H
	* 1.183	29.77	ADR	28.1	-35.4	4.09	26.56	54	-27.44	-	-	-	-	160	186	H
3	* 11.623	34.22	PK-U	38.4	-25.1	0	47.52	-	-	74	-26.48	-	-	17	119	H
	* 11.622	22.72	ADR	38.4	-25.1	4.09	40.11	54	-13.89	-	-	-	-	17	119	H
4	* 1.271	42.27	PK-U	29	-35.1	0	36.17	-	-	74	-37.83	-	-	17	209	V
	* 1.271	30.48	ADR	29	-35.1	4.09	28.47	54	-25.53	-	-	-	-	17	209	V
5	* 4.965	39.44	PK-U	34	-29.7	0	43.74	-	-	74	-30.26	-	-	31	296	V
	* 4.965	27.63	ADR	34	-29.7	4.09	36.02	54	-17.98	-	-	-	-	31	296	V
6	* 11.774	33.51	PK-U	38.5	-24.8	0	47.21	-	-	74	-26.79	-	-	344	258	V
	* 11.775	22.07	ADR	38.5	-24.8	4.09	39.86	54	-14.14	-	-	-	-	344	258	V

* - indicates frequency in CFR47 Pt 15 / IC RSS-Restricted Band

PK-U - U-NII: Maximum Peak

ADR - U-NII AD primary method, RMS average

Note regarding the measurements performed where the EUT had 40% duty cycle - The HT40 Duty cycle correction (39% or 4.09 dB) was used for all 40% Duty Cycle measurements (11a/nHT20 found to be a duty cycle of 38.4% or 4.16 dB). All measurements had sufficient margin to overcome the 0.07 dB difference between the 40 MHz and 20 MHz 40% Duty Cycle Corrections.



Marker	Frequency (GHz)	Meter Reading (dBuV)	Det	AT0069 AF (dB/m)	Amp/Cbl/Filtr/Pad (dB)	DC Corr (dB)	Corrected Reading (dBuV/m)	Avg Limit (dBuV/m)	Margin (dB)	Peak Limit (dBuV/m)	PK Margin (dB)	UNII Non-Restricted (dBuV/m)	PK Margin (dB)	Azimuth (Degs)	Height (cm)	Polarity
1	* 1.327	42.99	PK-U	28.8	-34.9	0	36.89	-	-	74	-37.11	-	-	217	293	H
	* 1.327	30.31	ADR	28.8	-34.9	4.09	28.3	54	-25.7	-	-	-	-	217	293	H
2	* 4.126	39.32	PK-U	33.3	-31.8	0	40.82	-	-	74	-33.18	-	-	179	326	H
	* 4.125	27.69	ADR	33.3	-31.8	4.09	33.28	54	-20.72	-	-	-	-	179	326	H
4	* 1.385	42.04	PK-U	28.9	-34.8	0	36.14	-	-	74	-37.86	-	-	81	209	V
	* 1.384	30.46	ADR	28.9	-34.8	4.09	28.65	54	-25.35	-	-	-	-	81	209	V
5	* 4.167	40.15	PK-U	33.3	-31.6	0	41.85	-	-	74	-32.15	-	-	221	181	V
	* 4.167	27.67	ADR	33.3	-31.6	4.09	33.46	54	-20.54	-	-	-	-	221	181	V
3	* 8.139	36.85	PK-U	35.8	-27.8	0	44.85	-	-	74	-29.15	-	-	62	126	H
	* 8.138	24.48	ADR	35.8	-27.8	4.09	36.57	54	-17.43	-	-	-	-	62	126	H
6	* 8.155	36.45	PK-U	35.8	-28	0	44.25	-	-	74	-29.75	-	-	138	107	V
	* 8.153	24.58	ADR	35.8	-28	4.09	36.47	54	-17.53	-	-	-	-	138	107	V

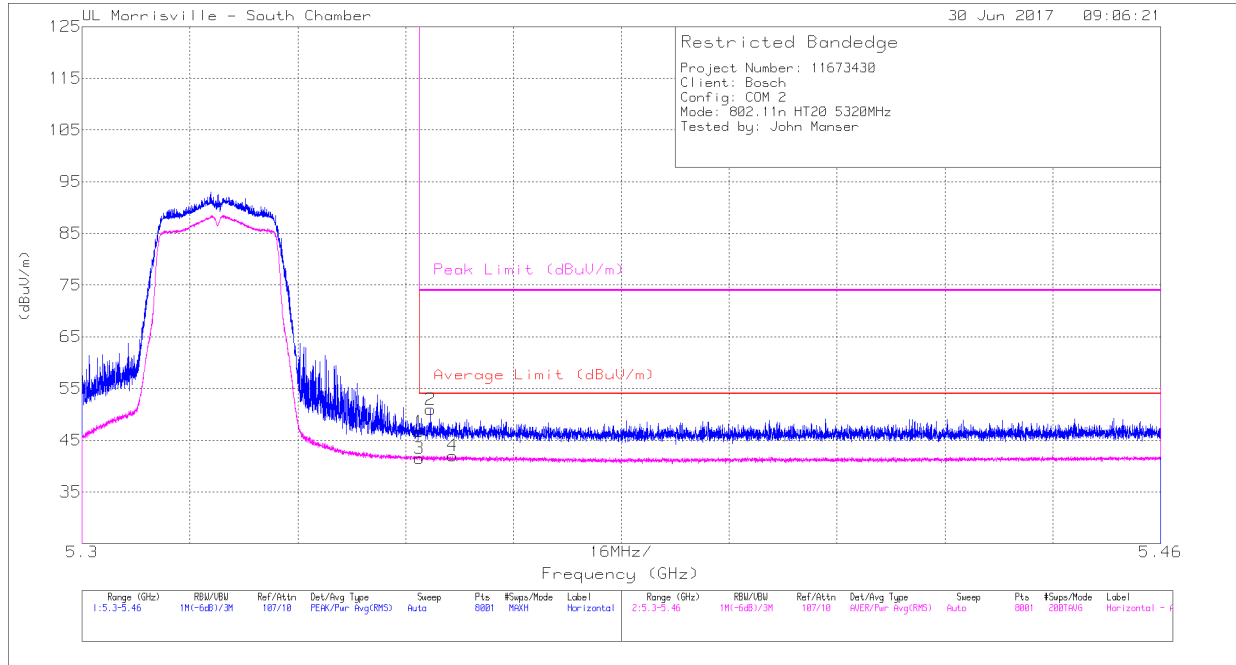
* - indicates frequency in CFR47 Pt 15 / IC RSS-Restricted Band

PK-U - U-NII: Maximum Peak

ADR - U-NII AD primary method, RMS average

Note regarding the measurements performed where the EUT had 40% duty cycle - The HT40 Duty cycle correction (39% or 4.09 dB) was used for all 40% Duty Cycle measurements (11a/nHT20 found to be a duty cycle of 38.4% or 4.16 dB). All measurements had sufficient margin to overcome the 0.07 dB difference between the 40 MHz and 20 MHz 40% Duty Cycle Corrections.

**9.7. TX ABOVE 1 GHz 802.11n HT20 MODE IN THE 5.3 GHz BAND
 AUTHORIZED BANDEGE (HIGH CHANNEL INTERNAL CHAIN 0)**



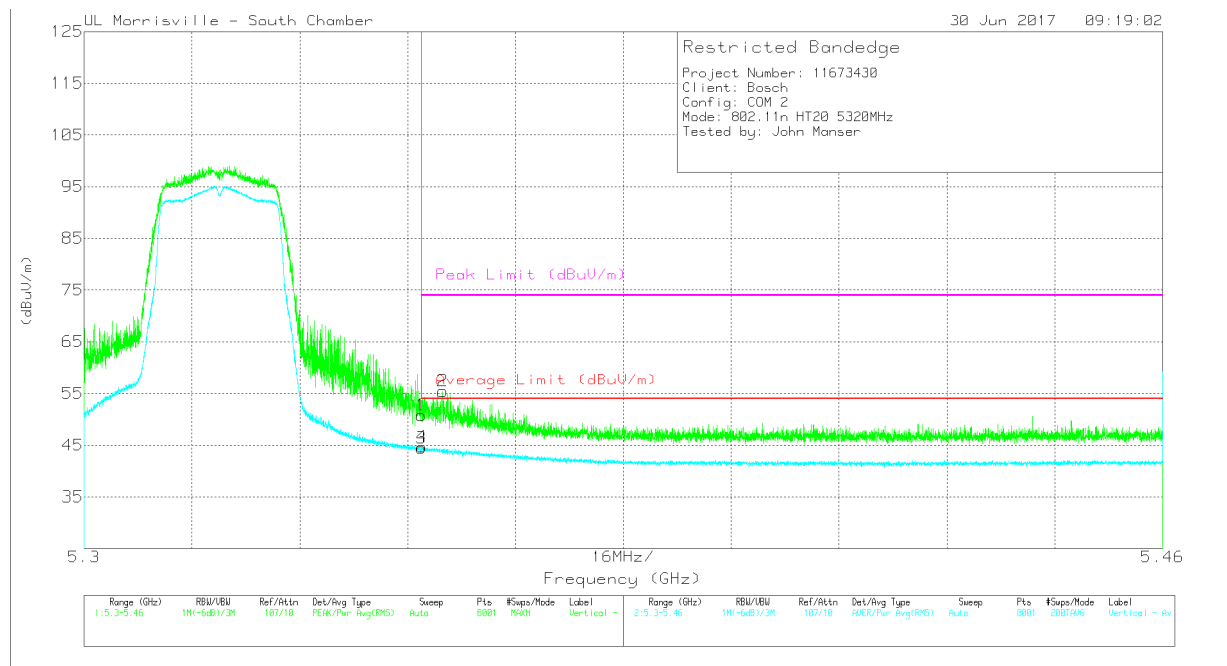
Marker	Frequency (GHz)	Meter Reading (dBuV)	Det	AT0069 AF (dB/m)	Amp/Cbl/Filtr/Pad (dB)	DC Corr (dB)	Corrected Reading (dBuV/m)	Average Limit (dBuV/m)	Margin (dB)	Peak Limit (dBuV/m)	PK Margin (dB)	Azimuth (Degs)	Height (cm)	Polarity
1	* 5.35	35.44	Pk	34.4	-23.2	0	46.64	-	-	74	-27.36	316	108	H
2	* 5.352	39.78	Pk	34.4	-23.2	0	50.98	-	-	74	-23.02	316	108	H
3	* 5.35	26.17	RMS	34.4	-23.2	4.09	41.46	54	-12.54	-	-	316	108	H
4	* 5.355	26.85	RMS	34.4	-23.3	4.09	42.04	54	-11.96	-	-	316	108	H

* - indicates frequency in CFR47 Pt 15 / IC RSS-Restricted Band

Pk - Peak detector

RMS - RMS detection

Note regarding the measurements performed where the EUT had 40% duty cycle - The HT40 Duty cycle correction (39% or 4.09 dB) was used for all 40% Duty Cycle measurements (11a/nHT20 found to be a duty cycle of 38.4% or 4.16 dB). All measurements had sufficient margin to overcome the 0.07 dB difference between the 40 MHz and 20 MHz 40% Duty Cycle Corrections.



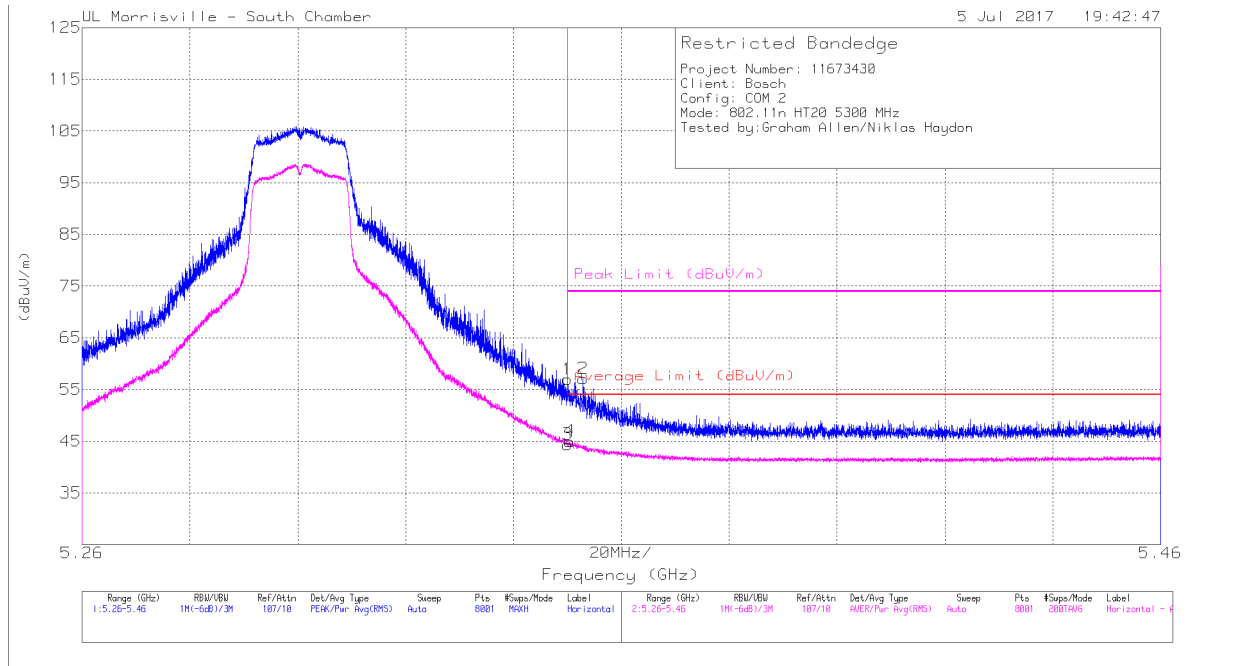
Marker	Frequency (GHz)	Meter Reading (dBuV)	Det	AT0069 AF (dB/m)	Amp/Cbl/Filtr/Pad (dB)	DC Corr (dB)	Corrected Reading (dBuV/m)	Average Limit (dBuV/m)	Margin (dB)	Peak Limit (dBuV/m)	PK Margin (dB)	Azimuth (Degs)	Height (cm)	Polarity
1	* 5.35	39.59	Pk	34.4	-23.2	0	50.79	-	-	74	-23.21	190	147	V
2	* 5.353	44.35	Pk	34.4	-23.3	0	55.45	-	-	74	-18.55	190	147	V
3	* 5.35	29.15	RMS	34.4	-23.2	4.09	44.44	54	-9.56	-	-	190	147	V
4	* 5.35	29.41	RMS	34.4	-23.2	4.09	44.7	54	-9.3	-	-	190	147	V

* - indicates frequency in CFR47 Pt 15 / IC RSS-Restricted Band

Pk - Peak detector

RMS - RMS detection

Note regarding the measurements performed where the EUT had 40% duty cycle - The HT40 Duty cycle correction (39% or 4.09 dB) was used for all 40% Duty Cycle measurements (11a/nHT20 found to be a duty cycle of 38.4% or 4.16 dB). All measurements had sufficient margin to overcome the 0.07 dB difference between the 40 MHz and 20 MHz 40% Duty Cycle Corrections.



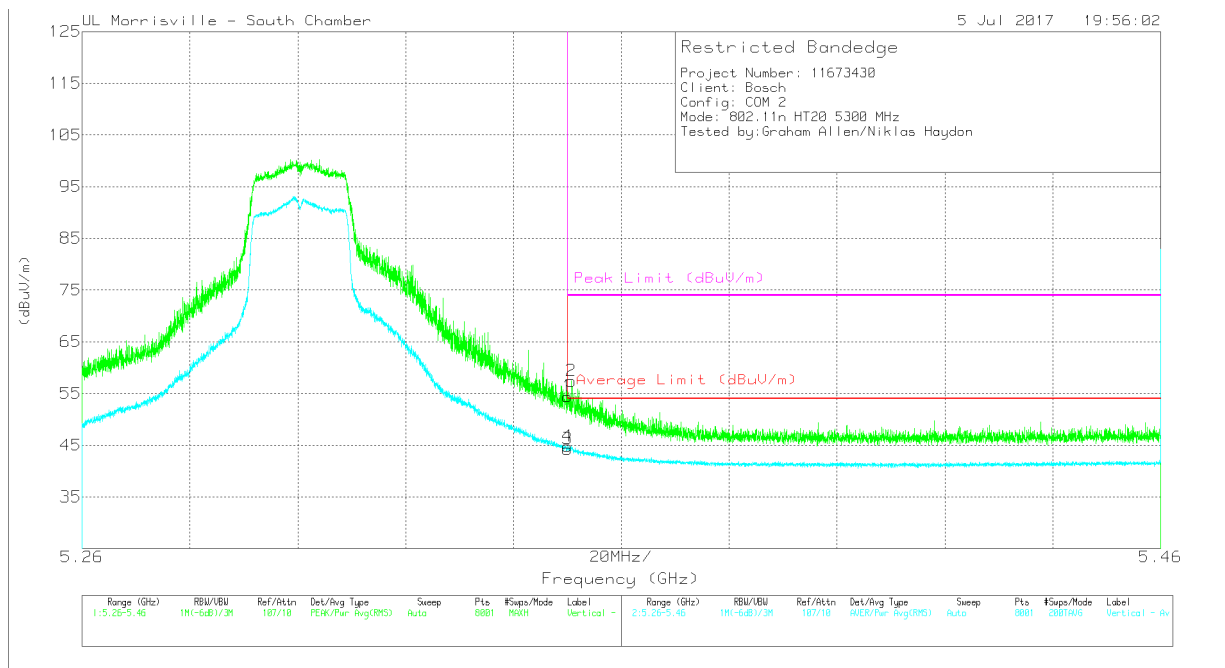
Marker	Frequency (GHz)	Meter Reading (dBuV)	Det	AT0069 AF (dB/m)	Amp/Cbl/Filtr/Pad (dB)	DC Corr (dB)	Corrected Reading (dBuV/m)	Average Limit (dBuV/m)	Margin (dB)	Peak Limit (dBuV/m)	PK Margin (dB)	Azimuth (Degs)	Height (cm)	Polarity
1	* 5.35	45.81	PK	34.4	-23.2	0	57.01	-	-	74	-16.99	95	105	H
2	* 5.353	45.98	PK	34.4	-23.3	0	57.08	-	-	74	-16.92	95	105	H
3	* 5.35	29.08	RMS	34.4	-23.2	4.09	44.37	54	-9.63	-	-	95	105	H
4	* 5.35	29.7	RMS	34.4	-23.2	4.09	44.99	54	-9.01	-	-	95	105	H

* - indicates frequency in CFR47 Pt 15 / IC RSS-Restricted Band

Pk - Peak detector

RMS - RMS detection

Note regarding the measurements performed where the EUT had 40% duty cycle - The HT40 Duty cycle correction (39% or 4.09 dB) was used for all 40% Duty Cycle measurements (11a/nHT20 found to be a duty cycle of 38.4% or 4.16 dB). All measurements had sufficient margin to overcome the 0.07 dB difference between the 40 MHz and 20 MHz 40% Duty Cycle Corrections.



Marker	Frequency (GHz)	Meter Reading (dBuV)	Det	AT0069 AF (dB/m)	Amp/Cbl/Filtr/Pad (dB)	DC Corr (dB)	Corrected Reading (dBuV/m)	Average Limit (dBuV/m)	Margin (dB)	Peak Limit (dBuV/m)	PK Margin (dB)	Azimuth (Degs)	Height (cm)	Polarity
1	* 5.35	43.26	PK	34.4	-23.2	0	54.46	-	-	74	-19.54	22	378	V
2	* 5.351	46.22	PK	34.4	-23.2	0	57.42	-	-	74	-16.58	22	378	V
3	* 5.35	28.97	RMS	34.4	-23.2	4.09	44.26	54	-9.74	-	-	22	378	V
4	* 5.35	29.55	RMS	34.4	-23.2	4.09	44.84	54	-9.16	-	-	22	378	V

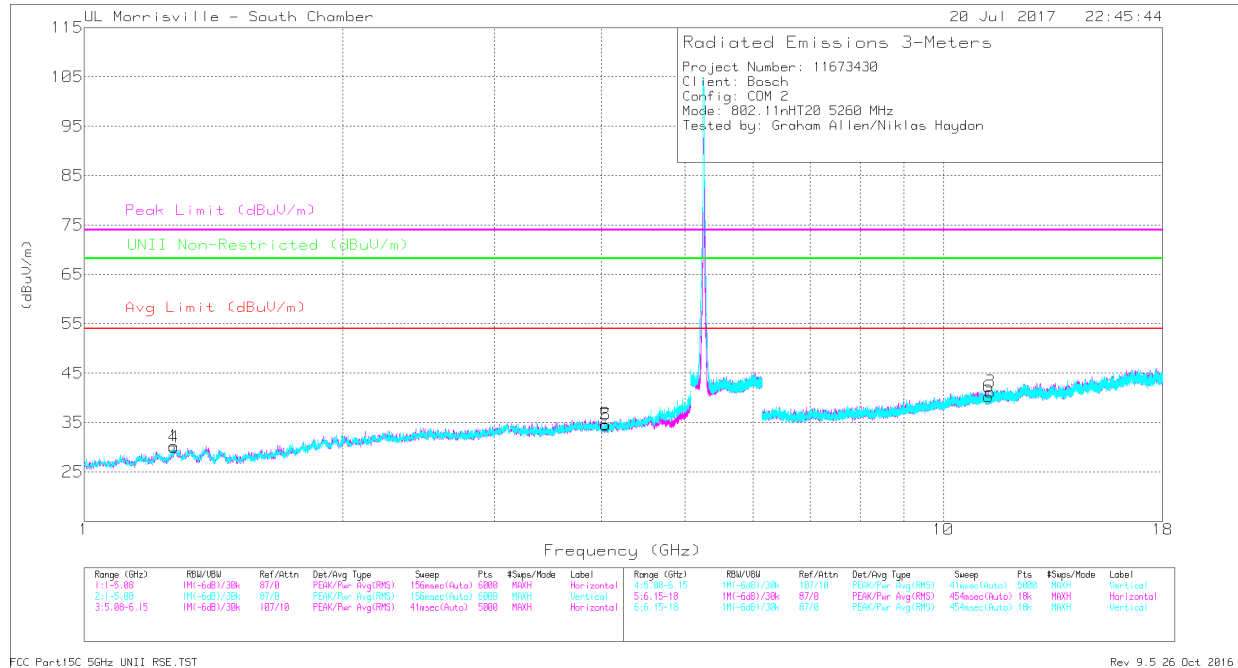
* - indicates frequency in CFR47 Pt 15 / IC RSS-Restricted Band

PK - Peak detector

RMS - RMS detection

Note regarding the measurements performed where the EUT had 40% duty cycle - The HT40 Duty cycle correction (39% or 4.09 dB) was used for all 40% Duty Cycle measurements (11a/nHT20 found to be a duty cycle of 38.4% or 4.16 dB). All measurements had sufficient margin to overcome the 0.07 dB difference between the 40 MHz and 20 MHz 40% Duty Cycle Corrections.

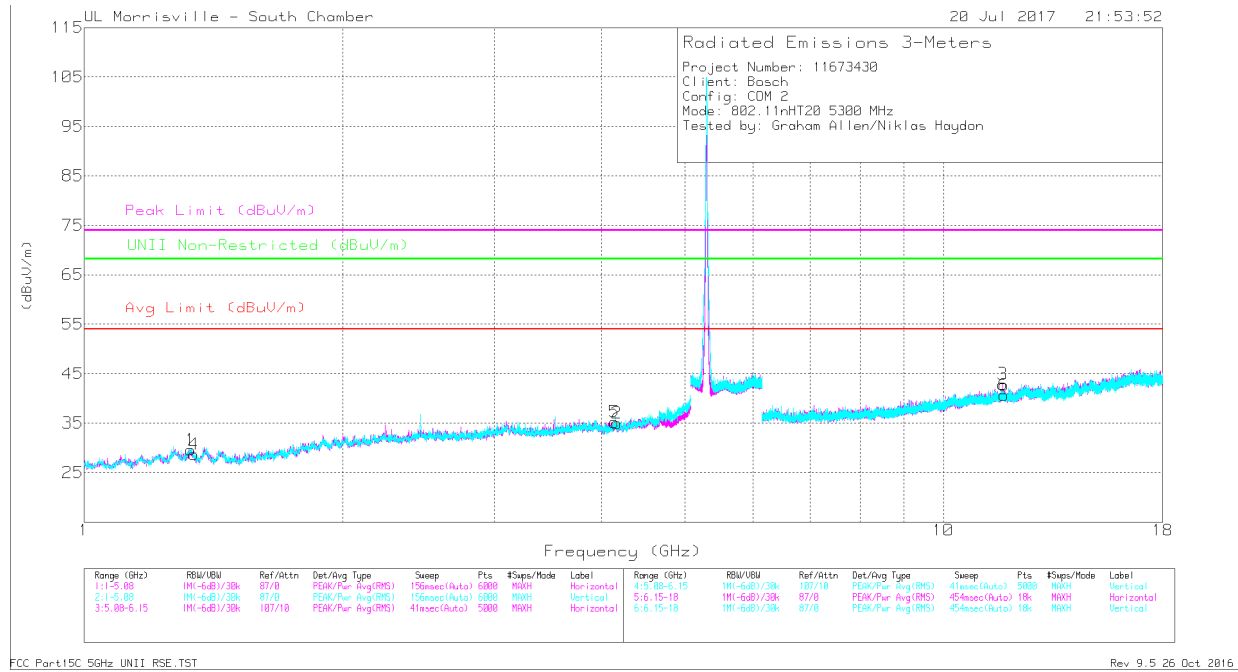
HARMONICS AND SPURIOUS EMISSIONS – INTERNAL CHAIN 0



Markers	Frequency (GHz)	Meter Reading (dBuV)	Det	AT0069 AF (dB/m)	Amp/Cbl/Fitr/Pad (dB)	DC Corr (dB)	Corrected Reading (dBuV/m)	Avg Limit (dBuV/m)	Margin (dB)	Peak Limit (dBuV/m)	PK Margin (dB)	UNII Non-Restricted (dBuV/m)	PK Margin (dB)	Azimuth (Degs)	Height (cm)	Polarity
1	* 1.273	43.18	PK-U	29	-35.1	0	37.08	-	-	74	-36.92	-	-	249	141	H
	* 1.273	30.47	ADR	29	-35.1	4.09	28.46	54	-25.54	-	-	-	-	249	141	H
2	* 4.039	40.67	PK-U	33.3	-32.9	0	41.07	-	-	74	-32.93	-	-	245	174	H
	* 4.039	28.66	ADR	33.3	-32.9	4.09	33.15	54	-20.85	-	-	-	-	245	174	H
3	* 11.346	34.31	PK-U	38.1	-24.8	0	47.61	-	-	74	-26.39	-	-	76	141	H
	* 11.345	22.17	ADR	38.1	-24.8	4.09	39.56	54	-14.44	-	-	-	-	76	141	H
4	* 1.271	43.01	PK-U	29	-35.1	0	36.91	-	-	74	-37.09	-	-	265	356	V
	* 1.271	30.52	ADR	29	-35.1	4.09	28.51	54	-25.49	-	-	-	-	265	356	V
5	* 4.046	41.84	PK-U	33.3	-32.9	0	42.24	-	-	74	-31.76	-	-	161	241	V
	* 4.046	28.55	ADR	33.3	-32.9	4.09	33.04	54	-20.96	-	-	-	-	161	241	V
6	* 11.291	34.09	PK-U	38	-24.8	0	47.29	-	-	74	-26.71	-	-	275	140	V
	* 11.291	22.03	ADR	38	-24.8	4.09	39.32	54	-14.68	-	-	-	-	275	140	V

* - indicates frequency in CFR47 Pt 15 / IC RSS-Restricted Band
 PK-U - U-NII: Maximum Peak
 ADR - U-NII AD primary method, RMS average

Note regarding the measurements performed where the EUT had 40% duty cycle - The HT40 Duty cycle correction (39% or 4.09 dB) was used for all 40% Duty Cycle measurements (11a/nHT20 found to be a duty cycle of 38.4% or 4.16 dB). All measurements had sufficient margin to overcome the 0.07 dB difference between the 40 MHz and 20 MHz 40% Duty Cycle Corrections.



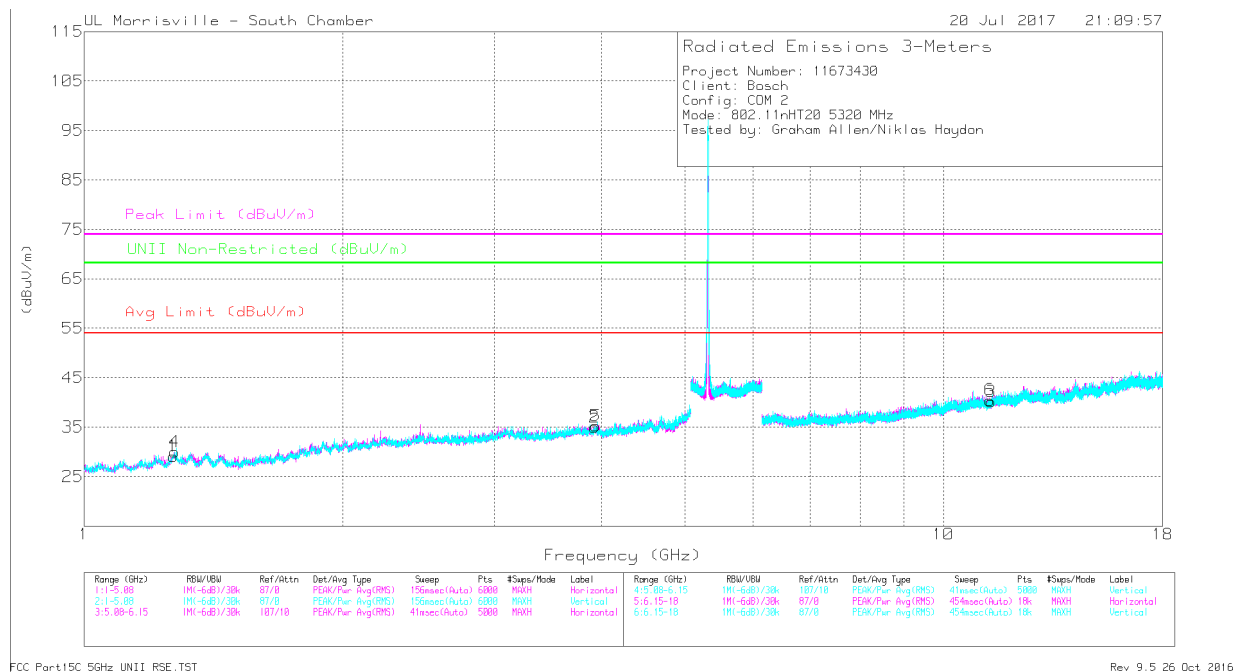
Markers	Frequency (GHz)	Meter Reading (dBuV)	Det	AT0069 AF (dB/m)	Amp/Cbl/Fitr/Pad (dB)	DC Corr (dB)	Corrected Reading (dBuV/m)	Avg Limit (dBuV/m)	Margin (dB)	Peak Limit (dBuV/m)	PK Margin (dB)	UNII Non-Restricted (dBuV/m)	PK Margin (dB)	Azimuth (Degs)	Height (cm)	Polarity
1	* 1.331	42.45	PK-U	28.7	-34.8	0	36.35	-	-	74	-37.65	-	-	179	395	H
	* 1.331	30.48	ADR	28.7	-34.8	4.09	28.47	54	-25.53	-	-	-	-	179	395	H
2	* 4.166	39.85	PK-U	33.3	-31.6	0	41.55	-	-	74	-32.45	-	-	237	211	H
	* 4.165	27.76	ADR	33.3	-31.6	4.09	33.55	54	-20.45	-	-	-	-	237	211	H
4	* 1.342	41.87	PK-U	28.6	-34.8	0	35.67	-	-	74	-38.33	-	-	139	161	V
	* 1.341	29.72	ADR	28.6	-34.8	4.09	27.61	54	-26.39	-	-	-	-	139	161	V
5	* 4.138	40.41	PK-U	33.3	-31.7	0	42.01	-	-	74	-31.99	-	-	106	132	V
	* 4.138	27.89	ADR	33.3	-31.7	4.09	33.58	54	-20.42	-	-	-	-	106	132	V
3	* 11.721	34.2	PK-U	38.5	-24.8	0	47.9	-	-	74	-26.1	-	-	68	101	H
	* 11.721	22.46	ADR	38.5	-24.8	4.09	40.25	54	-13.75	-	-	-	-	68	101	H
6	* 11.764	34.49	PK-U	38.5	-24.8	0	48.19	-	-	74	-25.81	-	-	13	241	V
	* 11.764	22.25	ADR	38.5	-24.8	4.09	40.04	54	-13.96	-	-	-	-	13	241	V

* - indicates frequency in CFR47 Pt 15 / IC RSS-Restricted Band

PK-U - U-NII: Maximum Peak

ADR - U-NII AD primary method, RMS average

Note regarding the measurements performed where the EUT had 40% duty cycle - The HT40 Duty cycle correction (39% or 4.09 dB) was used for all 40% Duty Cycle measurements (11a/nHT20 found to be a duty cycle of 38.4% or 4.16 dB). All measurements had sufficient margin to overcome the 0.07 dB difference between the 40 MHz and 20 MHz 40% Duty Cycle Corrections.



Markers	Frequency (GHz)	Meter Reading (dBuV)	Det	AT0069 AF (dB/m)	Amp/Cbl/Filtr/Pad (dB)	DC Corr (dB)	Corrected Reading (dBuV/m)	Avg Limit (dBuV/m)	Margin (dB)	Peak Limit (dBuV/m)	PK Margin (dB)	UNII Non-Restricted (dBuV/m)	PK Margin (dB)	Azimuth (Degs)	Height (cm)	Polarity
1	* 1.271	42.79	PK-U	29	-35.1	0	36.69	-	-	74	-37.31	-	-	87	254	H
	* 1.27	30.48	ADR	29	-35.1	4.09	28.47	54	-25.53	-	-	-	-	87	254	H
2	* 3.928	41.1	PK-U	33.3	-32.3	0	42.1	-	-	74	-31.9	-	-	309	330	H
	* 3.927	28.71	ADR	33.3	-32.3	4.09	33.8	54	-20.2	-	-	-	-	309	330	H
3	* 11.371	34.89	PK-U	38.1	-25	0	47.99	-	-	74	-26.01	-	-	54	258	H
	* 11.371	22.25	ADR	38.1	-25	4.09	39.44	54	-14.56	-	-	-	-	54	258	H
4	* 1.274	42.93	PK-U	29	-35.1	0	36.83	-	-	74	-37.17	-	-	63	263	V
	* 1.274	30.45	ADR	29	-35.1	4.09	28.44	54	-25.56	-	-	-	-	63	263	V
5	* 3.942	40.6	PK-U	33.3	-32.1	0	41.8	-	-	74	-32.2	-	-	91	247	V
	* 3.941	28.37	ADR	33.3	-32.1	4.09	33.66	54	-20.34	-	-	-	-	91	247	V
6	* 11.328	33.93	PK-U	38.1	-24.7	0	47.33	-	-	74	-26.67	-	-	180	305	V
	* 11.329	21.93	ADR	38.1	-24.8	4.09	39.32	54	-14.68	-	-	-	-	180	305	V

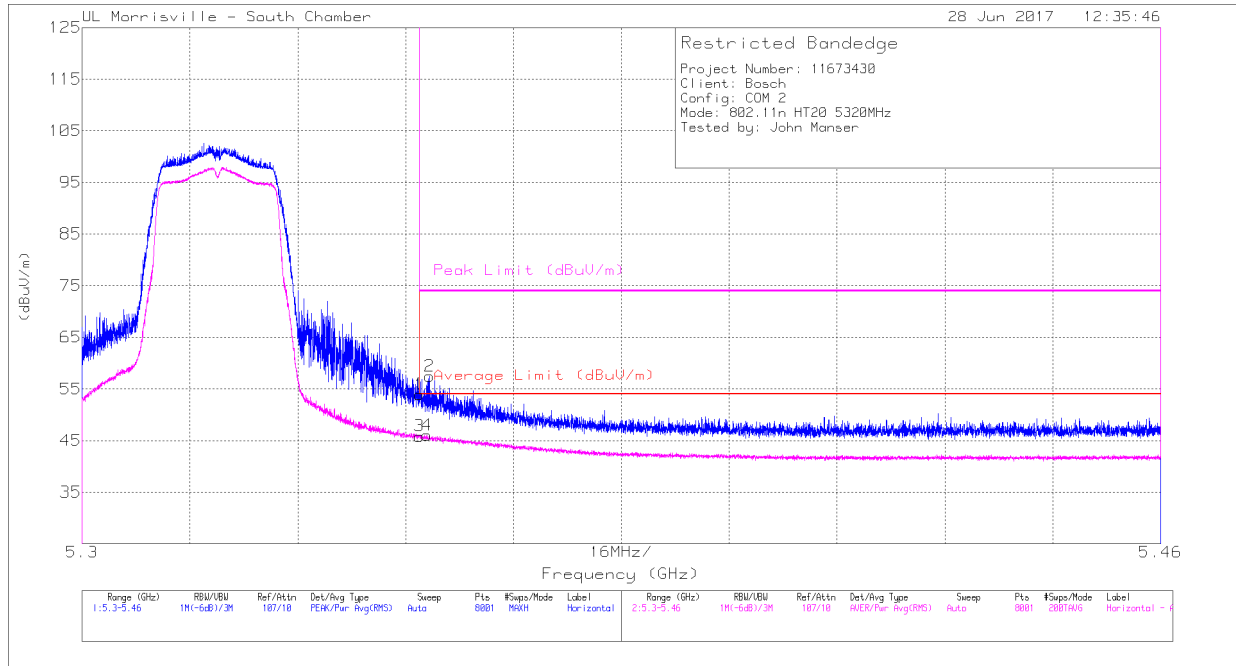
* - indicates frequency in CFR47 Pt 15 / IC RSS-Restricted Band

PK-U - U-NII: Maximum Peak

ADR - U-NII AD primary method, RMS average

Note regarding the measurements performed where the EUT had 40% duty cycle - The HT40 Duty cycle correction (39% or 4.09 dB) was used for all 40% Duty Cycle measurements (11a/nHT20 found to be a duty cycle of 38.4% or 4.16 dB). All measurements had sufficient margin to overcome the 0.07 dB difference between the 40 MHz and 20 MHz 40% Duty Cycle Corrections.

AUTHORIZED BANDEDGE (HIGH CHANNEL INTERNAL CHAIN 1)



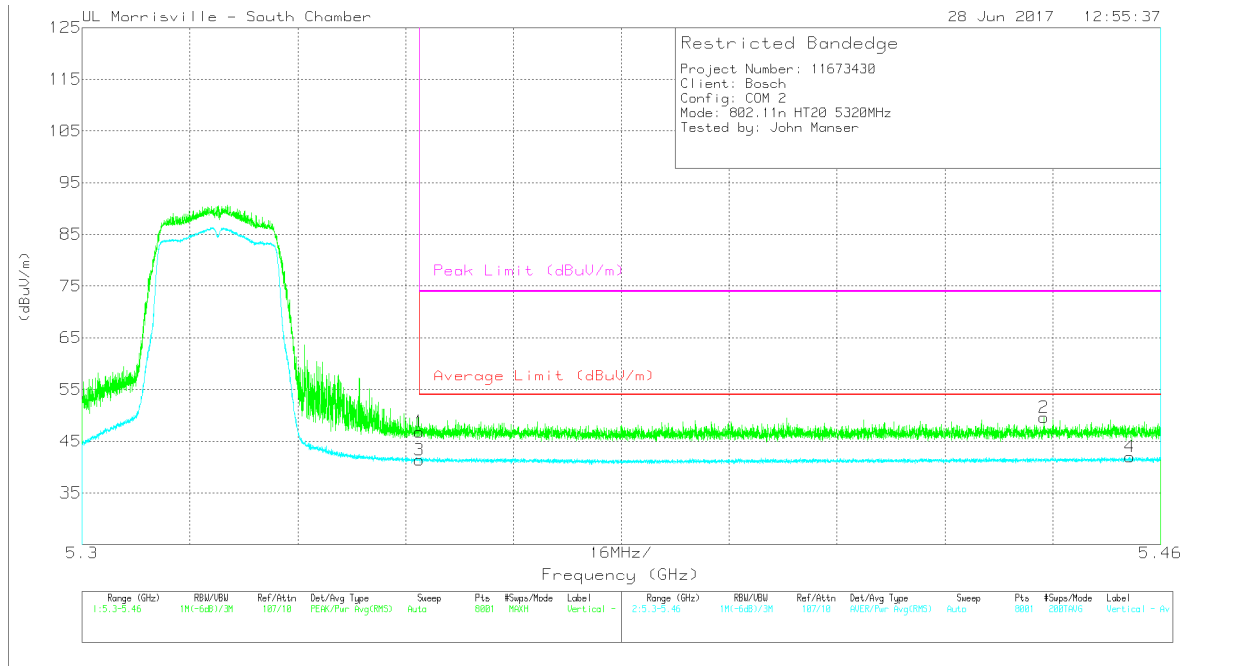
Marker	Frequency (GHz)	Meter Reading (dBuV)	Det	AT0069 AF (dB/m)	Amp/Cbl/Filtr/Pad (dB)	DC Corr (dB)	Corrected Reading (dBuV/m)	Average Limit (dBuV/m)	Margin (dB)	Peak Limit (dBuV/m)	PK Margin (dB)	Azimuth (Degs)	Height (cm)	Polarity
1	* 5.35	42.74	Pk	34.4	-23.2	0	53.94	-	-	74	-20.06	331	121	H
2	* 5.352	46.29	Pk	34.4	-23.2	0	57.49	-	-	74	-16.51	331	121	H
3	* 5.35	30.57	RMS	34.4	-23.2	4.09	45.86	54	-8.14	-	-	331	121	H
4	* 5.351	30.77	RMS	34.4	-23.2	4.09	46.06	54	-7.94	-	-	331	121	H

* - indicates frequency in CFR47 Pt 15 / IC RSS-Restricted Band

Pk - Peak detector

RMS - RMS detection

Note regarding the measurements performed where the EUT had 40% duty cycle - The HT40 Duty cycle correction (39% or 4.09 dB) was used for all 40% Duty Cycle measurements (11a/nHT20 found to be a duty cycle of 38.4% or 4.16 dB). All measurements had sufficient margin to overcome the 0.07 dB difference between the 40 MHz and 20 MHz 40% Duty Cycle Corrections.



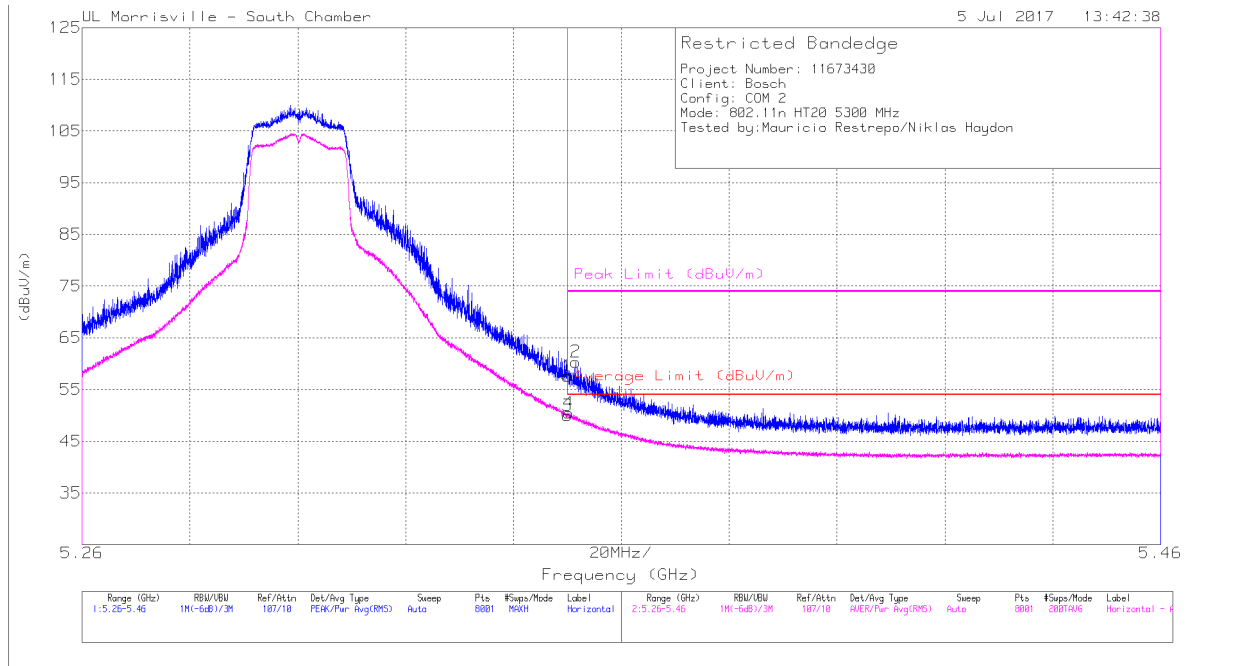
Marker	Frequency (GHz)	Meter Reading (dBuV)	Det	AT0069 AF (dB/m)	Amp/Cbl/Filtr/Pad (dB)	DC Corr (dB)	Corrected Reading (dBuV/m)	Average Limit (dBuV/m)	Margin (dB)	Peak Limit (dBuV/m)	PK Margin (dB)	Azimuth (Degs)	Height (cm)	Polarity
1	* 5.35	35.61	PK	34.4	-23.2	0	46.81	-	-	74	-27.19	274	271	V
2	* 5.443	38.81	PK	34.4	-23.6	0	49.61	-	-	74	-24.39	274	271	V
3	* 5.35	26.11	RMS	34.4	-23.2	4.09	41.4	54	-12.6	-	-	274	271	V
4	* 5.455	26.96	RMS	34.5	-23.6	4.09	41.95	54	-12.05	-	-	274	271	V

* - indicates frequency in CFR47 Pt 15 / IC RSS-Restricted Band

PK - Peak detector

RMS - RMS detection

Note regarding the measurements performed where the EUT had 40% duty cycle - The HT40 Duty cycle correction (39% or 4.09 dB) was used for all 40% Duty Cycle measurements (11a/nHT20 found to be a duty cycle of 38.4% or 4.16 dB). All measurements had sufficient margin to overcome the 0.07 dB difference between the 40 MHz and 20 MHz 40% Duty Cycle Corrections.



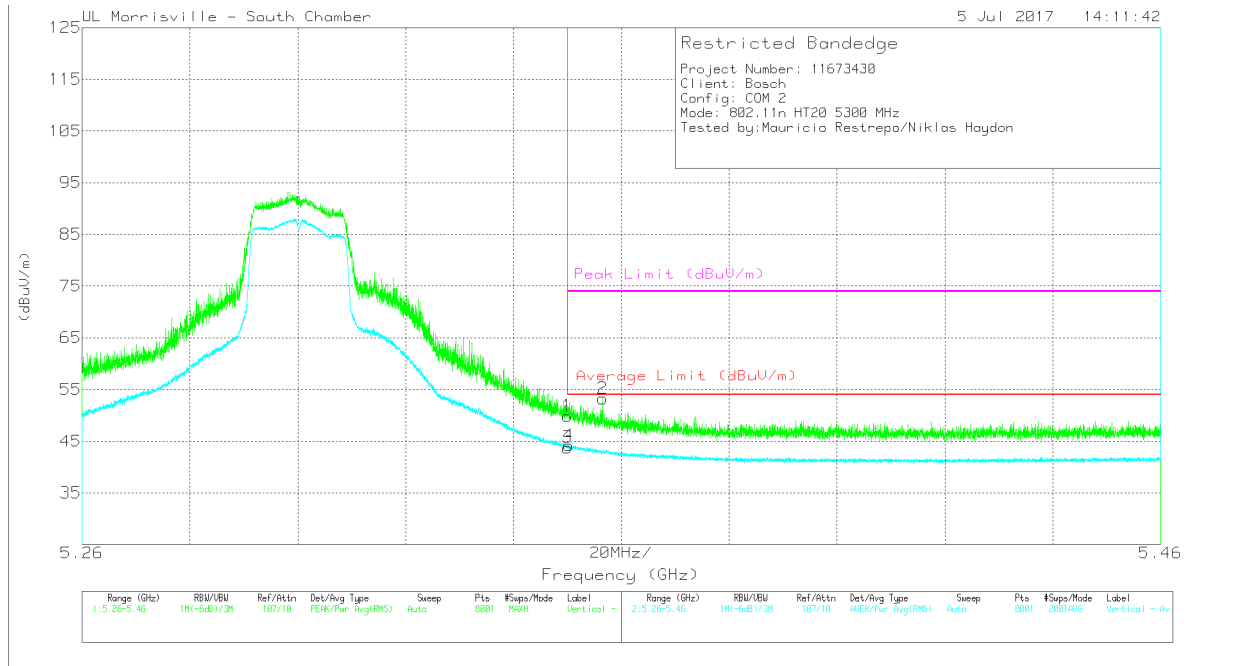
Marker	Frequency (GHz)	Meter Reading (dBuV)	Det	AT0069 AF (dB/m)	Amp/Cbl/Filtr/Pad (dB)	DC Corr (dB)	Corrected Reading (dBuV/m)	Average Limit (dBuV/m)	Margin (dB)	Peak Limit (dBuV/m)	PK Margin (dB)	Azimuth (Degs)	Height (cm)	Polarity
1	* 5.35	46.42	PK	34.4	-23.2	0	57.62	-	-	74	-16.38	349	118	H
2	* 5.352	49.15	PK	34.4	-23.2	0	60.35	-	-	74	-13.65	349	118	H
3	* 5.35	34.7	RMS	34.4	-23.2	4.09	49.99	54	-4.01	-	-	349	118	H
4	* 5.35	35.19	RMS	34.4	-23.2	4.09	50.48	54	-3.52	-	-	349	118	H

* - indicates frequency in CFR47 Pt 15 / IC RSS-Restricted Band

PK - Peak detector

RMS - RMS detection

Note regarding the measurements performed where the EUT had 40% duty cycle - The HT40 Duty cycle correction (39% or 4.09 dB) was used for all 40% Duty Cycle measurements (11a/nHT20 found to be a duty cycle of 38.4% or 4.16 dB). All measurements had sufficient margin to overcome the 0.07 dB difference between the 40 MHz and 20 MHz 40% Duty Cycle Corrections.



Marker	Frequency (GHz)	Meter Reading (dBuV)	Det	AT0069 AF (dB/m)	Amp/Cbl/Filtr/Pad (dB)	DC Corr (dB)	Corrected Reading (dBuV/m)	Average Limit (dBuV/m)	Margin (dB)	Peak Limit (dBuV/m)	PK Margin (dB)	Azimuth (Degs)	Height (cm)	Polarity
1	* 5.35	38.69	PK	34.4	-23.2	0	49.89	-	-	74	-24.11	311	352	V
2	* 5.357	42.15	PK	34.4	-23.3	0	53.25	-	-	74	-20.75	311	352	V
3	* 5.35	28.48	RMS	34.4	-23.2	4.09	43.77	54	-10.23	-	-	311	352	V
4	* 5.35	28.89	RMS	34.4	-23.2	4.09	44.18	54	-9.82	-	-	311	352	V

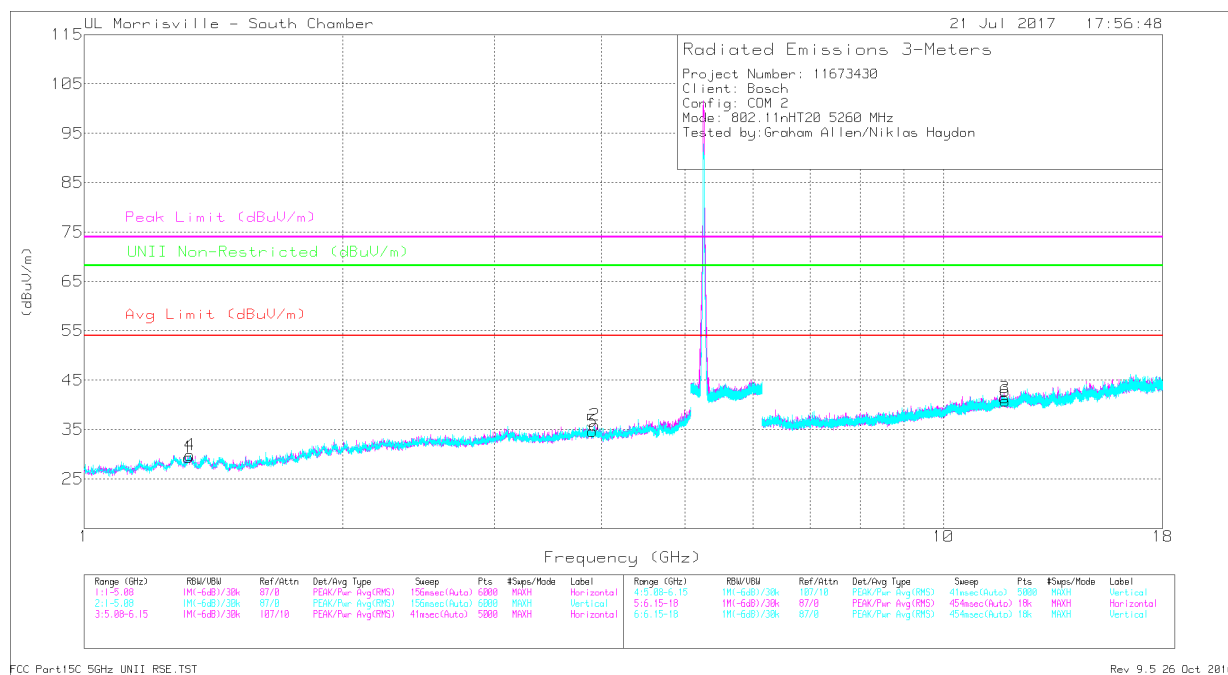
* - indicates frequency in CFR47 Pt 15 / IC RSS-Restricted Band

PK - Peak detector

RMS - RMS detection

Note regarding the measurements performed where the EUT had 40% duty cycle - The HT40 Duty cycle correction (39% or 4.09 dB) was used for all 40% Duty Cycle measurements (11a/nHT20 found to be a duty cycle of 38.4% or 4.16 dB). All measurements had sufficient margin to overcome the 0.07 dB difference between the 40 MHz and 20 MHz 40% Duty Cycle Corrections.

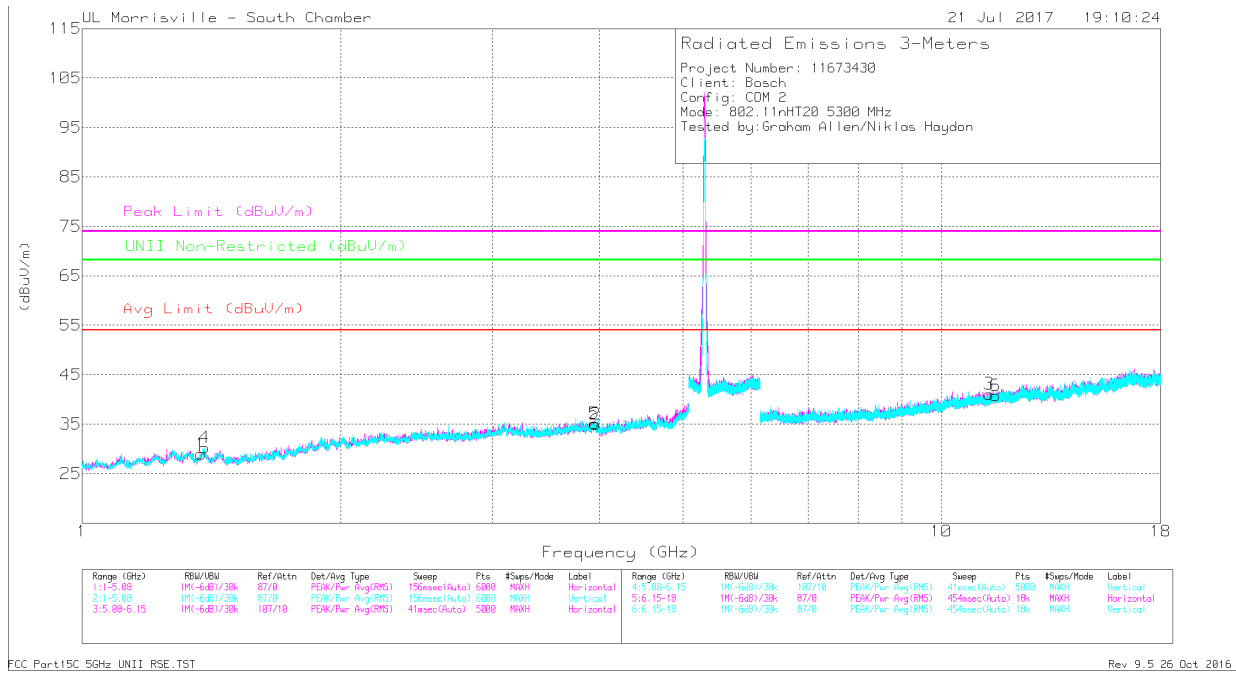
HARMONICS AND SPURIOUS EMISSIONS – INTERNAL CHAIN 1



Markers	Frequency (GHz)	Meter Reading (dBuV)	Det	AT0069 AF (dB/m)	Amp/Cbl/Filtr/Pad (dB)	DC Corr (dB)	Corrected Reading (dBuV/m)	Avg Limit (dBuV/m)	Margin (dB)	Peak Limit (dBuV/m)	PK Margin (dB)	UNII Non-Restricted (dBuV/m)	PK Margin (dB)	Azimuth (Degs)	Height (cm)	Polarity
1	* 1.326	42.51	PK-U	28.9	-34.9	0	36.51	-	-	74	-37.49	-	-	110	205	H
	* 1.325	30.32	ADR	28.9	-34.9	4.09	28.41	54	-25.59	-	-	-	-	110	205	H
2	* 3.93	41	PK-U	33.3	-32.3	0	42	-	-	74	-32	-	-	9	311	H
	* 3.93	28.62	ADR	33.3	-32.3	4.09	33.71	54	-20.29	-	-	-	-	9	311	H
3	* 11.79	34.16	PK-U	38.5	-24.8	0	47.86	-	-	74	-26.14	-	-	179	246	H
	* 11.79	22.37	ADR	38.5	-24.8	4.09	40.16	54	-13.84	-	-	-	-	179	246	H
4	* 1.329	42.51	PK-U	28.8	-34.9	0	36.41	-	-	74	-37.59	-	-	51	152	V
	* 1.329	30.47	ADR	28.8	-34.8	4.09	28.56	54	-25.44	-	-	-	-	51	152	V
5	* 3.906	40.75	PK-U	33.3	-32.5	0	41.55	-	-	74	-32.45	-	-	40	177	V
	* 3.905	28.42	ADR	33.3	-32.5	4.09	33.31	54	-20.69	-	-	-	-	40	177	V
6	* 11.803	34	PK-U	38.6	-24.8	0	47.8	-	-	74	-26.2	-	-	153	198	V
	* 11.804	22.09	ADR	38.6	-24.8	4.09	39.98	54	-14.02	-	-	-	-	153	198	V

* - indicates frequency in CFR47 Pt 15 / IC RSS-Restricted Band
 PK-U - U-NII: Maximum Peak
 ADR - U-NII AD primary method, RMS average

Note regarding the measurements performed where the EUT had 40% duty cycle - The HT40 Duty cycle correction (39% or 4.09 dB) was used for all 40% Duty Cycle measurements (11a/nHT20 found to be a duty cycle of 38.4% or 4.16 dB). All measurements had sufficient margin to overcome the 0.07 dB difference between the 40 MHz and 20 MHz 40% Duty Cycle Corrections.



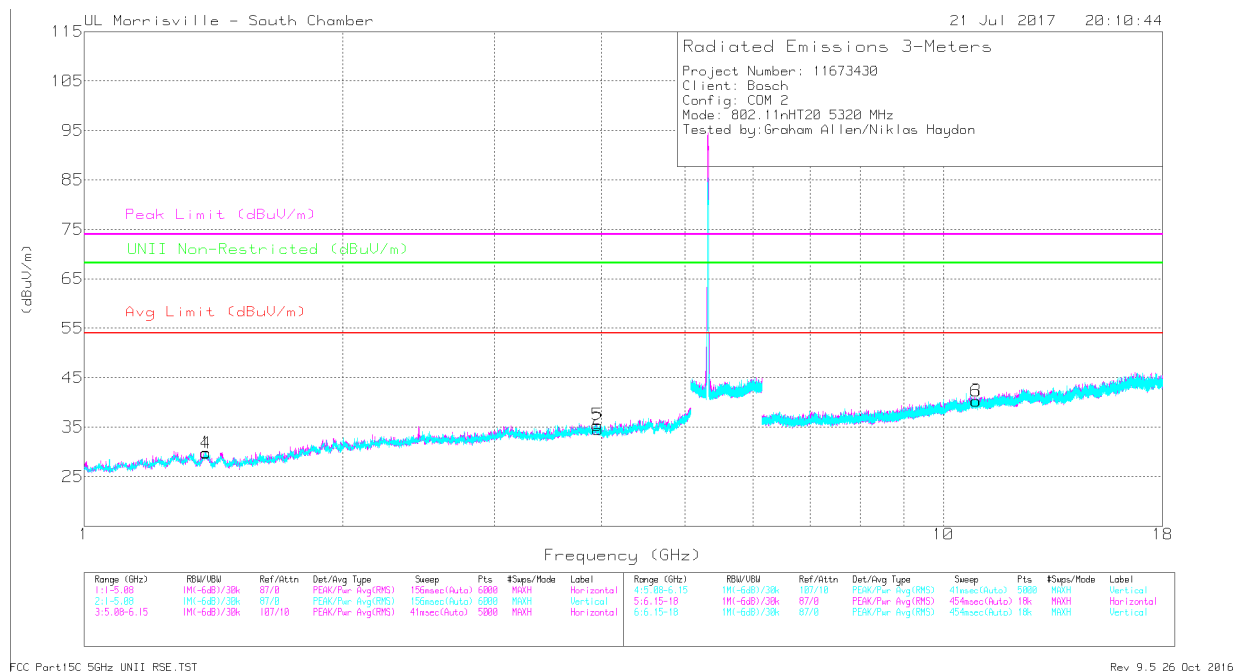
Markers	Frequency (GHz)	Meter Reading (dBuV)	Det	AT0069 AF (dB/m)	Amp/Cbl/Filtr/Pad (dB)	DC Corr (dB)	Corrected Reading (dBuV/m)	Avg Limit (dBuV/m)	Margin (dB)	Peak Limit (dBuV/m)	PK Margin (dB)	UNII Non-Restricted (dBuV/m)	PK Margin (dB)	Azimuth (Degs)	Height (cm)	Polarity
1	* 1.377	42.17	PK-U	28.9	-34.8	0	36.27	-	-	74	-37.73	-	-	309	228	H
	* 1.377	29.92	ADR	28.9	-34.8	4.09	28.11	54	-25.89	-	-	-	-	309	228	H
2	* 3.959	40.26	PK-U	33.3	-31.9	0	41.66	-	-	74	-32.34	-	-	224	226	H
	* 3.958	27.89	ADR	33.3	-31.9	4.09	33.38	54	-20.62	-	-	-	-	224	226	H
3	* 11.37	34.2	PK-U	38.1	-25	0	47.3	-	-	74	-26.7	-	-	172	104	H
	* 11.37	22.18	ADR	38.1	-25	4.09	39.37	54	-14.63	-	-	-	-	172	104	H
4	* 1.387	43.06	PK-U	28.9	-34.8	0	37.16	-	-	74	-36.84	-	-	138	314	V
	* 1.386	30.43	ADR	28.9	-34.8	4.09	28.62	54	-25.38	-	-	-	-	138	314	V
5	* 3.945	41.04	PK-U	33.3	-32	0	42.34	-	-	74	-31.66	-	-	127	243	V
	* 3.945	28.24	ADR	33.3	-32	4.09	33.63	54	-20.37	-	-	-	-	127	243	V
6	* 11.562	35.29	PK-U	38.3	-25.1	0	48.49	-	-	74	-25.51	-	-	260	103	V
	* 11.562	22.61	ADR	38.3	-25.1	4.09	39.9	54	-14.1	-	-	-	-	260	103	V

* - indicates frequency in CFR47 Pt 15 / IC RSS-Restricted Band

PK-U - U-NII: Maximum Peak

ADR - U-NII AD primary method, RMS average

Note regarding the measurements performed where the EUT had 40% duty cycle - The HT40 Duty cycle correction (39% or 4.09 dB) was used for all 40% Duty Cycle measurements (11a/nHT20 found to be a duty cycle of 38.4% or 4.16 dB). All measurements had sufficient margin to overcome the 0.07 dB difference between the 40 MHz and 20 MHz 40% Duty Cycle Corrections.



Markers	Frequency (GHz)	Meter Reading (dBuV)	Det	AT0069 AF (dB/m)	Amp/Cbl/Filtr/Pad (dB)	DC Corr (dB)	Corrected Reading (dBuV/m)	Avg Limit (dBuV/m)	Margin (dB)	Peak Limit (dBuV/m)	PK Margin (dB)	UNII Non-Restricted (dBuV/m)	PK Margin (dB)	Azimuth (Degs)	Height (cm)	Polarity
1	* 1.388	42.55	PK-U	28.8	-34.8	0	36.55	-	-	74	-37.45	-	-	69	304	H
	* 1.387	30.46	ADR	28.8	-34.8	4.09	28.55	54	-25.45	-	-	-	-	69	304	H
2	* 3.962	40.12	PK-U	33.3	-31.9	0	41.52	-	-	74	-32.48	-	-	213	228	H
	* 3.962	27.79	ADR	33.3	-31.9	4.09	33.28	54	-20.72	-	-	-	-	213	228	H
3	* 10.929	34.91	PK-U	37.9	-25.2	0	47.61	-	-	74	-26.39	-	-	215	400	H
	* 10.929	22.71	ADR	37.9	-25.2	4.09	39.5	54	-14.5	-	-	-	-	215	400	H
4	* 1.386	42.64	PK-U	28.9	-34.8	0	36.74	-	-	74	-37.26	-	-	99	211	V
	* 1.386	30.49	ADR	28.9	-34.8	4.09	28.68	54	-25.32	-	-	-	-	99	211	V
5	* 3.956	39.77	PK-U	33.4	-31.9	0	41.27	-	-	74	-32.73	-	-	329	364	V
	* 3.956	27.9	ADR	33.4	-31.9	4.09	33.49	54	-20.51	-	-	-	-	329	364	V
6	* 10.91	34.76	PK-U	37.9	-25.2	0	47.46	-	-	74	-26.54	-	-	244	399	V
	* 10.91	22.42	ADR	37.9	-25.2	4.09	39.21	54	-14.79	-	-	-	-	244	399	V

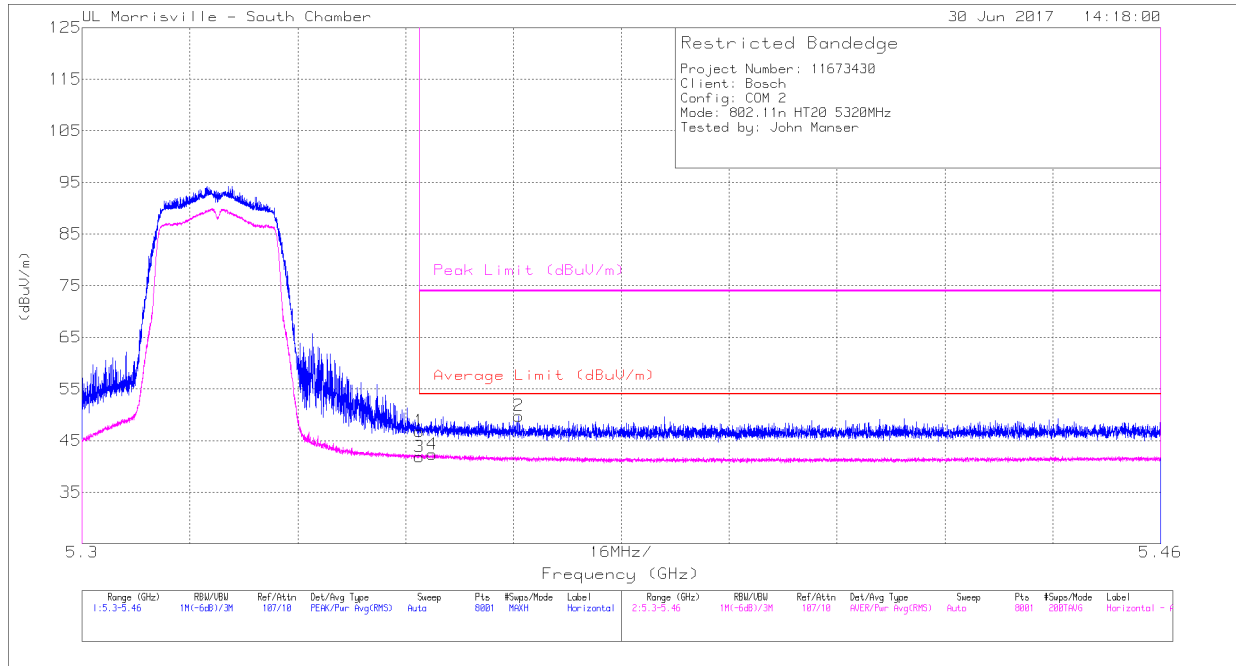
* - indicates frequency in CFR47 Pt 15 / IC RSS-Restricted Band

PK-U - U-NII: Maximum Peak

ADR - U-NII AD primary method, RMS average

Note regarding the measurements performed where the EUT had 40% duty cycle - The HT40 Duty cycle correction (39% or 4.09 dB) was used for all 40% Duty Cycle measurements (11a/nHT20 found to be a duty cycle of 38.4% or 4.16 dB). All measurements had sufficient margin to overcome the 0.07 dB difference between the 40 MHz and 20 MHz 40% Duty Cycle Corrections.

AUTHORIZED BANDEDGE (HIGH CHANNEL EXTERNAL CHAIN 0)



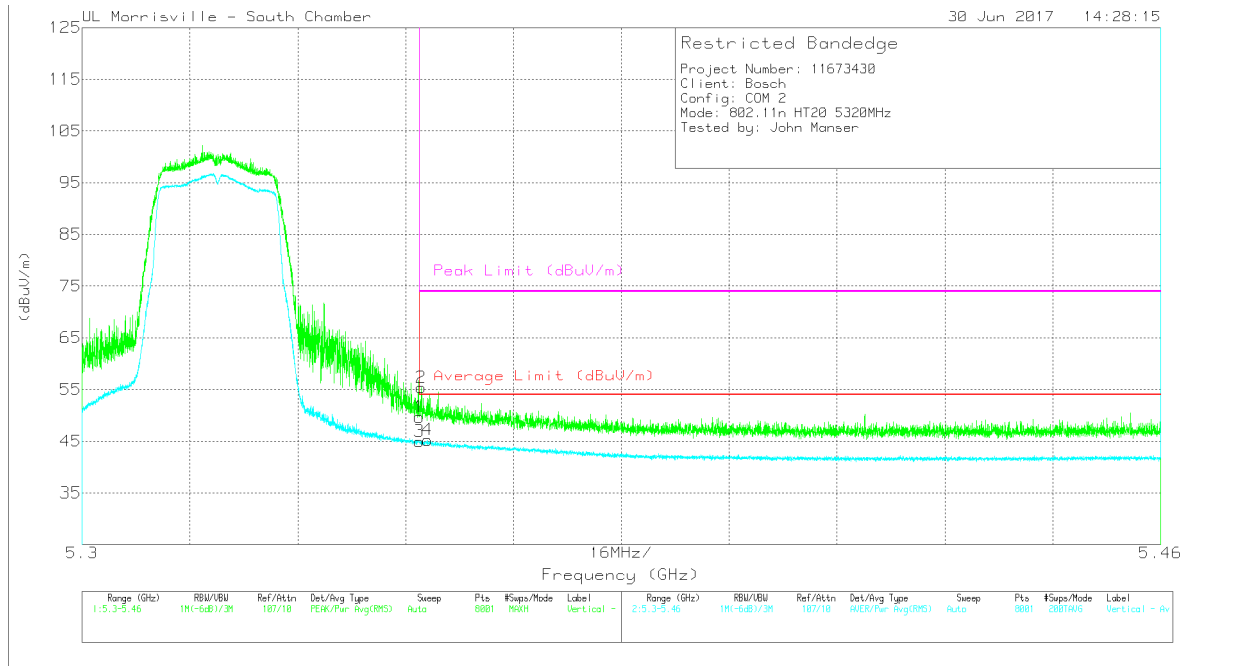
Marker	Frequency (GHz)	Meter Reading (dBuV)	Det	AT0069 AF (dB/m)	Amp/Cbl/Filtr/Pad (dB)	DC Corr (dB)	Corrected Reading (dBuV/m)	Average Limit (dBuV/m)	Margin (dB)	Peak Limit (dBuV/m)	PK Margin (dB)	Azimuth (Degs)	Height (cm)	Polarity
1	* 5.35	35.64	Pk	34.4	-23.2	0	46.84	-	-	74	-27.16	237	266	H
2	* 5.365	38.69	Pk	34.4	-23.3	0	49.79	-	-	74	-24.21	237	266	H
3	* 5.35	26.55	RMS	34.4	-23.2	4.09	41.84	54	-12.16	-	-	237	266	H
4	* 5.352	27.08	RMS	34.4	-23.2	4.09	42.37	54	-11.63	-	-	237	266	H

* - indicates frequency in CFR47 Pt 15 / IC RSS-Restricted Band

Pk - Peak detector

RMS - RMS detection

Note regarding the measurements performed where the EUT had 40% duty cycle - The HT40 Duty cycle correction (39% or 4.09 dB) was used for all 40% Duty Cycle measurements (11a/nHT20 found to be a duty cycle of 38.4% or 4.16 dB). All measurements had sufficient margin to overcome the 0.07 dB difference between the 40 MHz and 20 MHz 40% Duty Cycle Corrections.



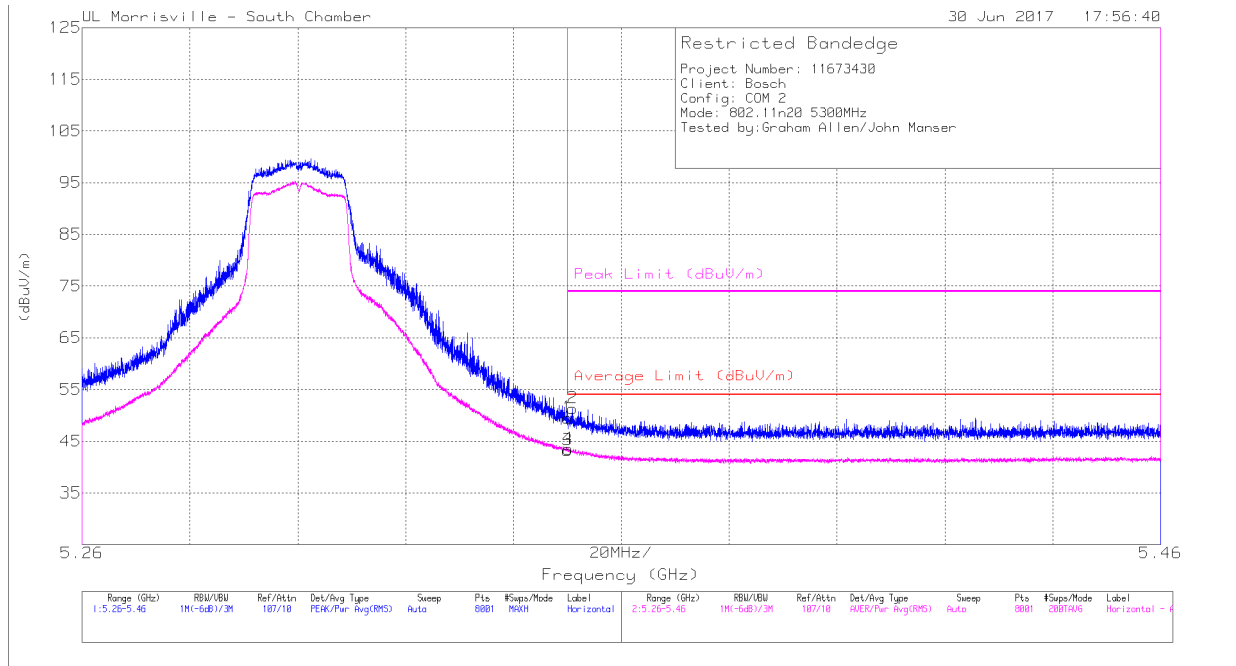
Marker	Frequency (GHz)	Meter Reading (dBuV)	Det	AT0069 AF (dB/m)	Amp/Cbl/Filtr/Pad (dB)	DC Corr (dB)	Corrected Reading (dBuV/m)	Average Limit (dBuV/m)	Margin (dB)	Peak Limit (dBuV/m)	PK Margin (dB)	Azimuth (Degs)	Height (cm)	Polarity
1	* 5.35	38.48	PK	34.4	-23.2	0	49.68	-	-	74	-24.32	224	142	V
2	* 5.35	44.16	PK	34.4	-23.2	0	55.36	-	-	74	-18.64	224	142	V
3	* 5.35	29.69	RMS	34.4	-23.2	4.09	44.98	54	-9.02	-	-	224	142	V
4	* 5.351	29.96	RMS	34.4	-23.2	4.09	45.25	54	-8.75	-	-	224	142	V

* - indicates frequency in CFR47 Pt 15 / IC RSS-Restricted Band

PK - Peak detector

RMS - RMS detection

Note regarding the measurements performed where the EUT had 40% duty cycle - The HT40 Duty cycle correction (39% or 4.09 dB) was used for all 40% Duty Cycle measurements (11a/nHT20 found to be a duty cycle of 38.4% or 4.16 dB). All measurements had sufficient margin to overcome the 0.07 dB difference between the 40 MHz and 20 MHz 40% Duty Cycle Corrections.



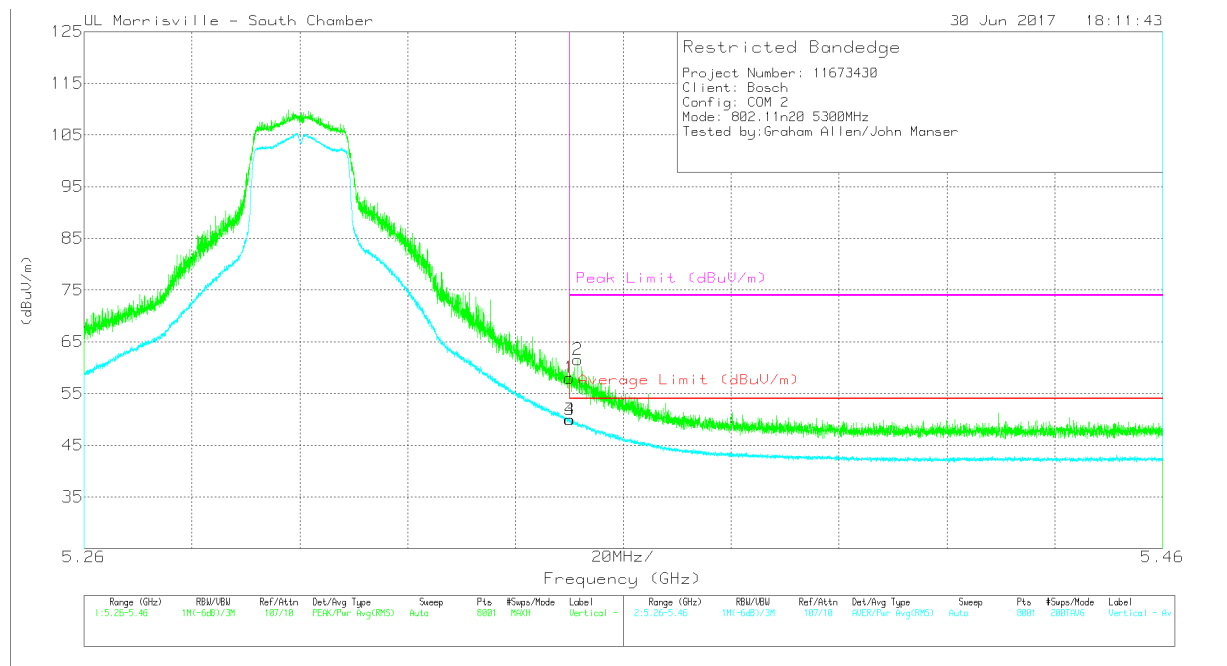
Marker	Frequency (GHz)	Meter Reading (dBuV)	Det	AT0069 AF (dB/m)	Amp/Cbl/Filtr/Pad (dB)	DC Corr (dB)	Corrected Reading (dBuV/m)	Average Limit (dBuV/m)	Margin (dB)	Peak Limit (dBuV/m)	PK Margin (dB)	Azimuth (Degs)	Height (cm)	Polarity
1	* 5.35	38.34	PK	34.4	-23.2	0	49.54	-	-	74	-24.46	30	338	H
2	* 5.351	40.19	PK	34.4	-23.2	0	51.39	-	-	74	-22.61	30	338	H
3	* 5.35	27.99	RMS	34.4	-23.2	4.09	43.28	54	-10.72	-	-	30	338	H
4	* 5.35	28.24	RMS	34.4	-23.2	4.09	43.53	54	-10.47	-	-	30	338	H

* - indicates frequency in CFR47 Pt 15 / IC RSS-Restricted Band

Pk - Peak detector

RMS - RMS detection

Note regarding the measurements performed where the EUT had 40% duty cycle - The HT40 Duty cycle correction (39% or 4.09 dB) was used for all 40% Duty Cycle measurements (11a/nHT20 found to be a duty cycle of 38.4% or 4.16 dB). All measurements had sufficient margin to overcome the 0.07 dB difference between the 40 MHz and 20 MHz 40% Duty Cycle Corrections.



Marker	Frequency (GHz)	Meter Reading (dBuV)	Det	AT0069 AF (dB/m)	Amp/Cbl/Filtr/Pad (dB)	DC Corr (dB)	Corrected Reading (dBuV/m)	Average Limit (dBuV/m)	Margin (dB)	Peak Limit (dBuV/m)	PK Margin (dB)	Azimuth (Degs)	Height (cm)	Polarity
1	* 5.35	46.84	Pk	34.4	-23.2	0	58.04	-	-	74	-15.96	227	100	V
2	* 5.352	50.36	Pk	34.4	-23.2	0	61.56	-	-	74	-12.44	227	100	V
3	* 5.35	34.65	RMS	34.4	-23.2	4.09	49.94	54	-4.06	-	-	227	100	V
4	* 5.35	34.66	RMS	34.4	-23.2	4.09	49.95	54	-4.05	-	-	227	100	V

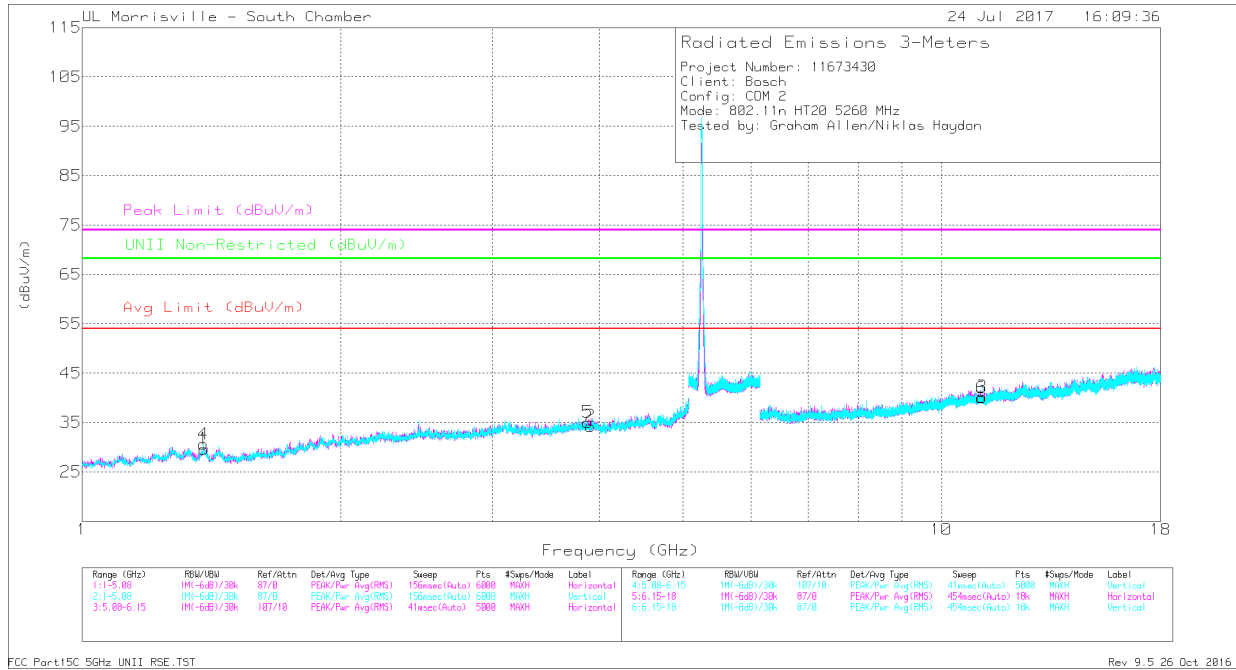
* - indicates frequency in CFR47 Pt 15 / IC RSS-Restricted Band

PK - Peak detector

RMS - RMS detection

Note regarding the measurements performed where the EUT had 40% duty cycle - The HT40 Duty cycle correction (39% or 4.09 dB) was used for all 40% Duty Cycle measurements (11a/nHT20 found to be a duty cycle of 38.4% or 4.16 dB). All measurements had sufficient margin to overcome the 0.07 dB difference between the 40 MHz and 20 MHz 40% Duty Cycle Corrections.

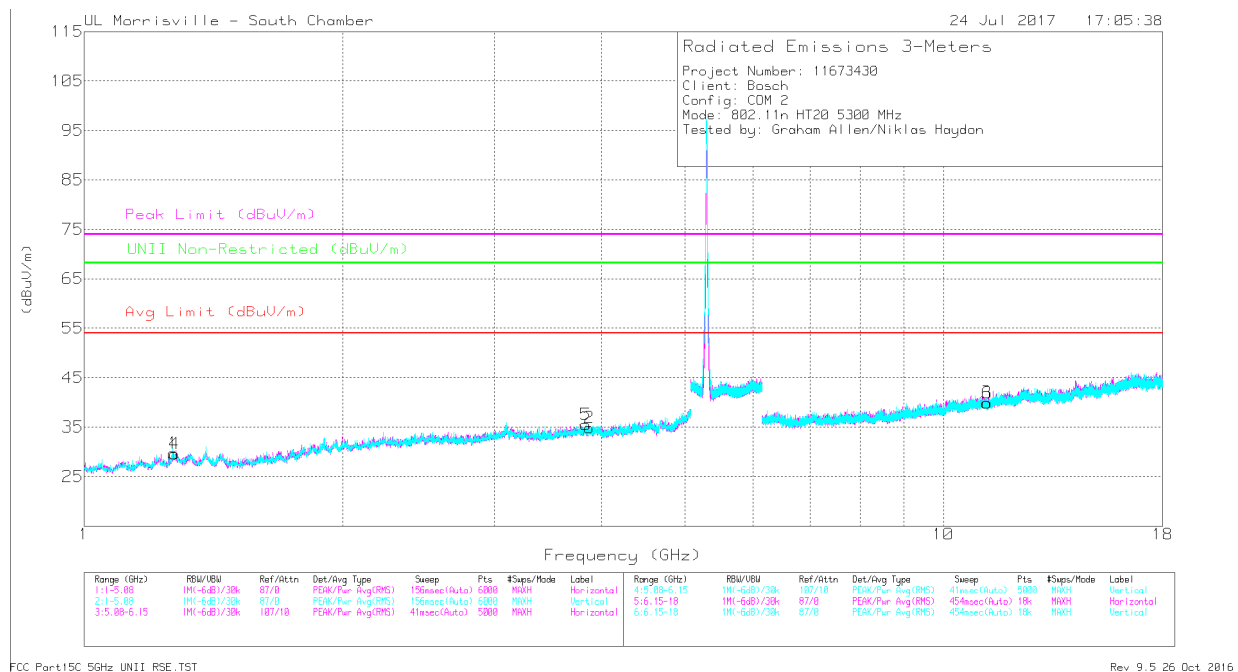
HARMONICS AND SPURIOUS EMISSIONS – EXTERNAL CHAIN 0



Markers	Frequency (GHz)	Meter Reading (dBuV)	Det	AT0069 AF (dB/m)	Amp/Cbl/Filtr/Pad (dB)	DC Corr (dB)	Corrected Reading (dBuV/m)	Avg Limit (dBuV/m)	Margin (dB)	Peak Limit (dBuV/m)	PK Margin (dB)	UNII Non-Restricted (dBuV/m)	PK Margin (dB)	Azimuth (Degs)	Height (cm)	Polarity
1	* 1.388	43.31	PK-U	28.8	-34.8	0	37.31	-	-	74	-36.69	-	-	345	345	H
	* 1.388	30.43	ADR	28.8	-34.8	4.09	28.52	54	-25.48	-	-	-	-	345	345	H
2	* 3.905	40.74	PK-U	33.3	-32.5	0	41.54	-	-	74	-32.46	-	-	249	236	H
	* 3.906	28.38	ADR	33.3	-32.5	4.09	33.27	54	-20.73	-	-	-	-	249	236	H
3	* 11.154	35.01	PK-U	37.9	-25.1	0	47.81	-	-	74	-26.19	-	-	139	235	H
	* 11.155	22.34	ADR	37.9	-25.1	4.09	39.23	54	-14.77	-	-	-	-	139	235	H
4	* 1.385	43.22	PK-U	28.9	-34.8	0	37.32	-	-	74	-36.68	-	-	12	128	V
	* 1.385	30.5	ADR	28.9	-34.8	4.09	28.69	54	-25.31	-	-	-	-	12	128	V
5	* 3.874	40.49	PK-U	33.3	-32.8	0	40.99	-	-	74	-33.01	-	-	12	198	V
	* 3.876	29.26	ADR	33.3	-32.8	4.09	33.85	54	-20.15	-	-	-	-	12	198	V
6	* 11.137	34.77	PK-U	37.9	-25.1	0	47.57	-	-	74	-26.43	-	-	351	306	V
	* 11.138	22.24	ADR	37.9	-25.1	4.09	39.13	54	-14.87	-	-	-	-	351	306	V

* - indicates frequency in CFR47 Pt 15 / IC RSS-Restricted Band
 PK-U - U-NII: Maximum Peak
 ADR - U-NII AD primary method, RMS average

Note regarding the measurements performed where the EUT had 40% duty cycle - The HT40 Duty cycle correction (39% or 4.09 dB) was used for all 40% Duty Cycle measurements (11a/nHT20 found to be a duty cycle of 38.4% or 4.16 dB). All measurements had sufficient margin to overcome the 0.07 dB difference between the 40 MHz and 20 MHz 40% Duty Cycle Corrections.



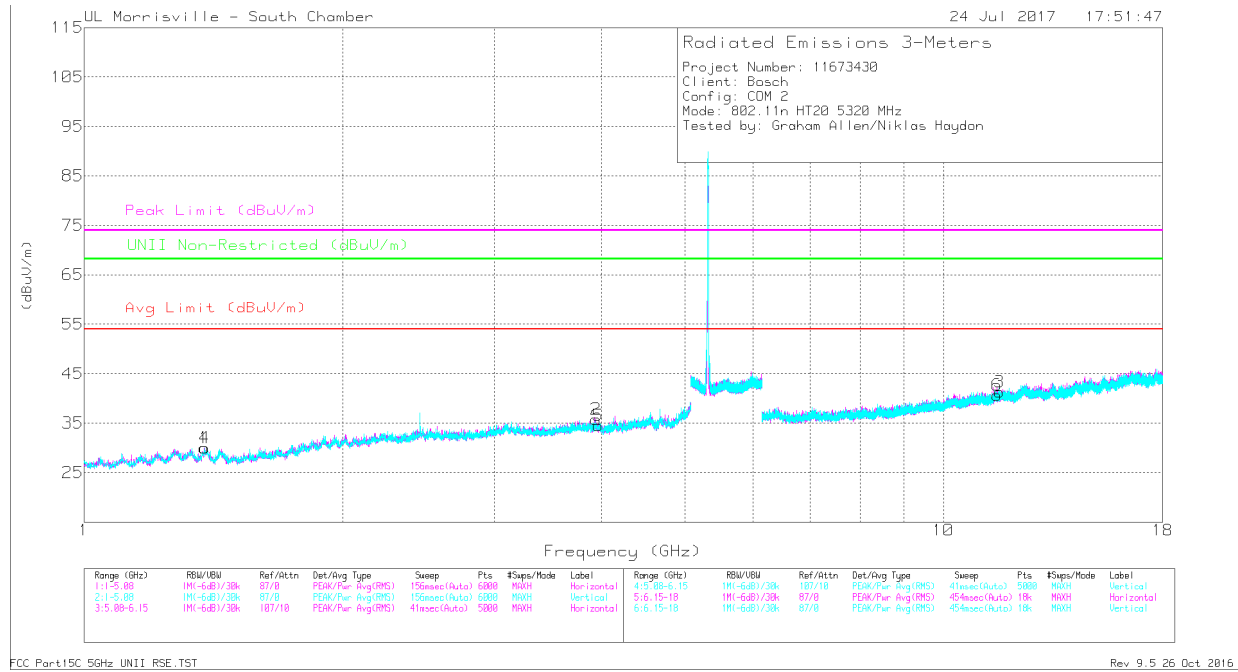
Markers	Frequency (GHz)	Meter Reading (dBuV)	Det	AT0069 AF (dB/m)	Amp/Cbl/Filtr/Pad (dB)	DC Corr (dB)	Corrected Reading (dBuV/m)	Avg Limit (dBuV/m)	Margin (dB)	Peak Limit (dBuV/m)	PK Margin (dB)	UNII Non-Restricted (dBuV/m)	PK Margin (dB)	Azimuth (Degs)	Height (cm)	Polarity
1	* 1.271	42.76	PK-U	29	-35.1	0	36.66	-	-	74	-37.34	-	-	249	263	H
	* 1.271	30.48	ADR	29	-35.1	4.09	28.47	54	-25.53	-	-	-	-	249	263	H
2	* 3.869	41.47	PK-U	33.3	-32.8	0	41.97	-	-	74	-32.03	-	-	347	317	H
	* 3.868	29.02	ADR	33.3	-32.8	4.09	33.61	54	-20.39	-	-	-	-	347	317	H
3	* 11.234	34.41	PK-U	38	-24.9	0	47.51	-	-	74	-26.49	-	-	341	326	H
	* 11.234	22	ADR	38	-24.9	4.09	39.19	54	-14.81	-	-	-	-	341	326	H
4	* 1.274	44.39	PK-U	29	-35.1	0	38.29	-	-	74	-35.71	-	-	100	212	V
	* 1.273	30.52	ADR	29	-35.1	4.09	28.51	54	-25.49	-	-	-	-	100	212	V
5	* 3.835	41.3	PK-U	33.4	-33	0	41.7	-	-	74	-32.3	-	-	248	315	V
	* 3.834	29.04	ADR	33.4	-33	4.09	33.53	54	-20.47	-	-	-	-	248	315	V
6	* 11.246	34.34	PK-U	38	-24.8	0	47.54	-	-	74	-26.46	-	-	144	375	V
	* 11.246	21.73	ADR	38	-24.8	4.09	39.02	54	-14.98	-	-	-	-	144	375	V

* - indicates frequency in CFR47 Pt 15 / IC RSS-Restricted Band

PK-U - U-NII: Maximum Peak

ADR - U-NII AD primary method, RMS average

Note regarding the measurements performed where the EUT had 40% duty cycle - The HT40 Duty cycle correction (39% or 4.09 dB) was used for all 40% Duty Cycle measurements (11a/nHT20 found to be a duty cycle of 38.4% or 4.16 dB). All measurements had sufficient margin to overcome the 0.07 dB difference between the 40 MHz and 20 MHz 40% Duty Cycle Corrections.



Markers	Frequency (GHz)	Meter Reading (dBuV)	Det	AT0069 AF (dB/m)	Amp/Cbl/Filtr/Pad (dB)	DC Corr (dB)	Corrected Reading (dBuV/m)	Avg Limit (dBuV/m)	Margin (dB)	Peak Limit (dBuV/m)	PK Margin (dB)	UNII Non-Restricted (dBuV/m)	PK Margin (dB)	Azimuth (Degs)	Height (cm)	Polarity
1	* 1.378	42.43	PK-U	28.9	-34.8	0	36.53	-	-	74	-37.47	-	-	90	172	H
	* 1.378	30.06	ADR	28.9	-34.8	4.09	28.25	54	-25.75	-	-	-	-	90	172	H
2	* 3.94	40.67	PK-U	33.3	-32.1	0	41.87	-	-	74	-32.13	-	-	155	139	H
	* 3.94	28.42	ADR	33.3	-32.1	4.09	33.71	54	-20.29	-	-	-	-	155	139	H
3	* 11.629	35.36	PK-U	38.4	-25.1	0	48.66	-	-	74	-25.34	-	-	170	130	H
	* 11.629	22.69	ADR	38.4	-25.1	4.09	40.08	54	-13.92	-	-	-	-	170	130	H
4	* 1.381	42.72	PK-U	28.9	-34.8	0	36.82	-	-	74	-37.18	-	-	208	358	V
	* 1.381	30.25	ADR	28.9	-34.8	4.09	28.44	54	-25.56	-	-	-	-	208	358	V
5	* 3.966	39.96	PK-U	33.3	-32	0	41.26	-	-	74	-32.74	-	-	329	364	V
	* 3.965	27.82	ADR	33.3	-32	4.09	33.21	54	-20.79	-	-	-	-	329	364	V
6	* 11.545	34.14	PK-U	38.3	-24.9	0	47.54	-	-	74	-26.46	-	-	352	265	V
	* 11.546	21.95	ADR	38.3	-24.9	4.09	39.44	54	-14.56	-	-	-	-	352	265	V

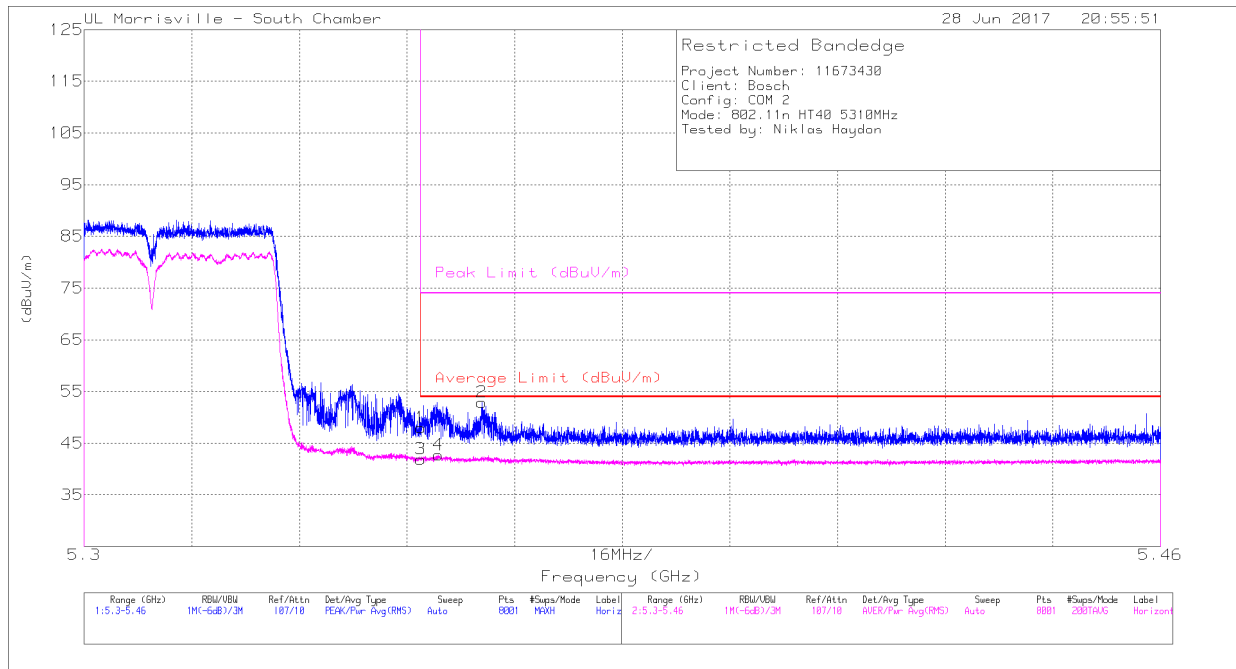
* - indicates frequency in CFR47 Pt 15 / IC RSS-Restricted Band

PK-U - U-NII: Maximum Peak

ADR - U-NII AD primary method, RMS average

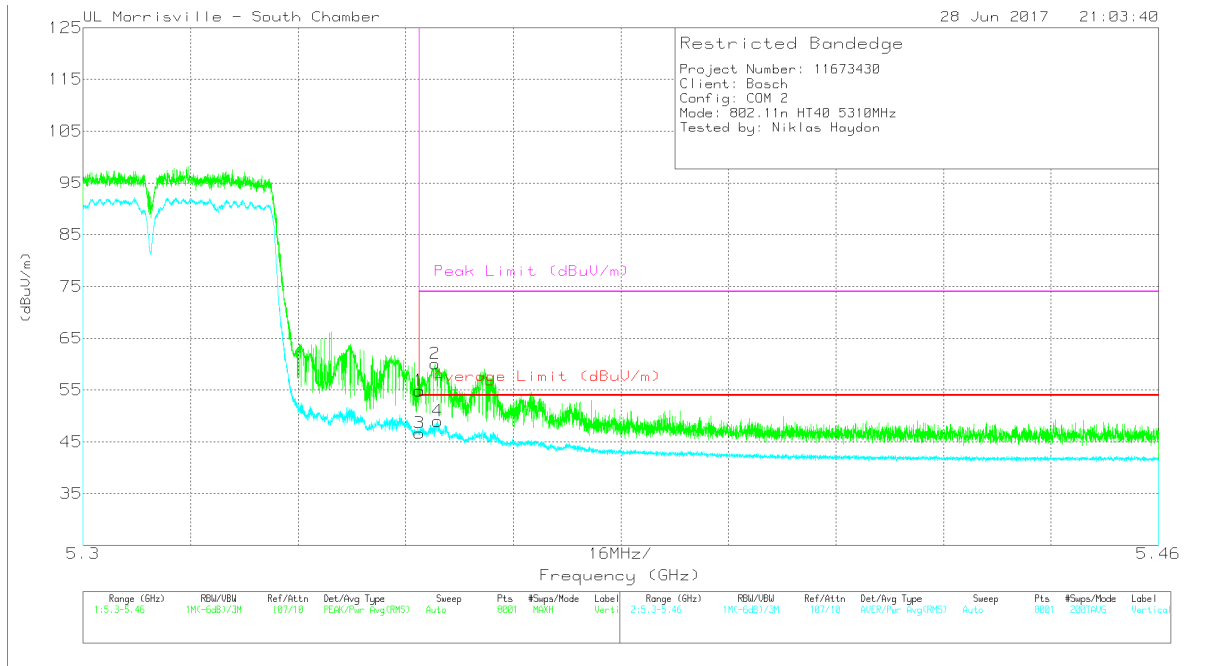
Note regarding the measurements performed where the EUT had 40% duty cycle - The HT40 Duty cycle correction (39% or 4.09 dB) was used for all 40% Duty Cycle measurements (11a/nHT20 found to be a duty cycle of 38.4% or 4.16 dB). All measurements had sufficient margin to overcome the 0.07 dB difference between the 40 MHz and 20 MHz 40% Duty Cycle Corrections.

**9.8. TX ABOVE 1 GHz 802.11n HT40 MODE IN THE 5.3 GHz BAND
 AUTHORIZED BANDEGE (HIGH CHANNEL INTERNAL CHAIN 0)**



Marker	Frequency (GHz)	Meter Reading (dBuV)	Det	AT0069 AF (dB/m)	Amp/Cbl/Filtr/Pad (dB)	DC Corr (dB)	Corrected Reading (dBuV/m)	Average Limit (dBuV/m)	Margin (dB)	Peak Limit (dBuV/m)	PK Margin (dB)	Azimuth (Degs)	Height (cm)	Polarity
1	* 5.35	36.79	Pk	34.4	-23.2	0	47.99	-	-	74	-26.01	356	108	H
2	* 5.359	41.82	Pk	34.4	-23.3	0	52.92	-	-	74	-21.08	356	108	H
3	* 5.35	26.62	RMS	34.4	-23.2	4.09	41.91	54	-12.09	-	-	356	108	H
4	* 5.353	27.54	RMS	34.4	-23.3	4.09	42.73	54	-11.27	-	-	356	108	H

* - indicates frequency in CFR47 Pt 15 / IC RSS-Restricted Band
 Pk - Peak detector
 RMS - RMS detection

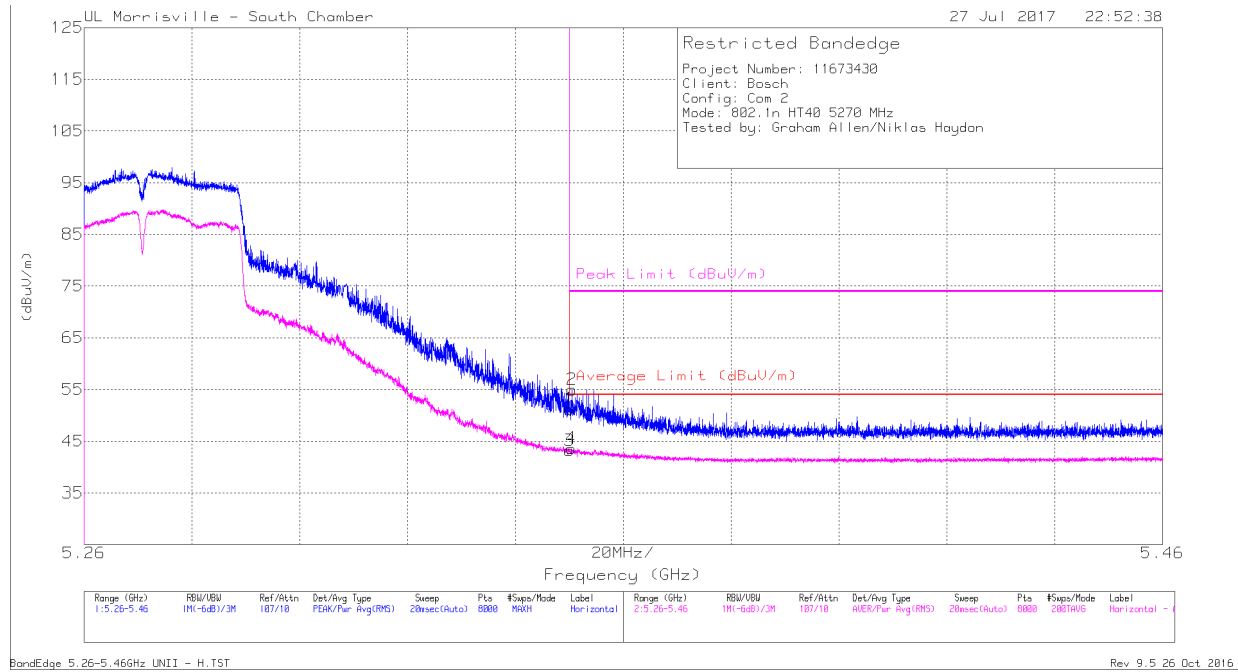


Marker	Frequency (GHz)	Meter Reading (dBuV)	Det	AT0069 AF (dB/m)	Amp/Cbl/Filtr/Pad (dB)	DC Corr (dB)	Corrected Reading (dBuV/m)	Average Limit (dBuV/m)	Margin (dB)	Peak Limit (dBuV/m)	PK Margin (dB)	Azimuth (Degs)	Height (cm)	Polarity
1	* 5.35	43.66	PK	34.4	-23.2	0	54.86	-	-	74	-19.14	228	103	V
3	* 5.35	31.39	RMS	34.4	-23.2	4.09	46.68	54	-7.32	-	-	228	103	V
2	* 5.352	48.87	PK	34.4	-23.2	0	60.07	-	-	74	-13.93	228	103	V
4	* 5.353	33.8	RMS	34.4	-23.3	4.09	48.99	54	-5.01	-	-	228	103	V

* - indicates frequency in CFR47 Pt 15 / IC RSS-Restricted Band

PK - Peak detector

RMS - RMS detection

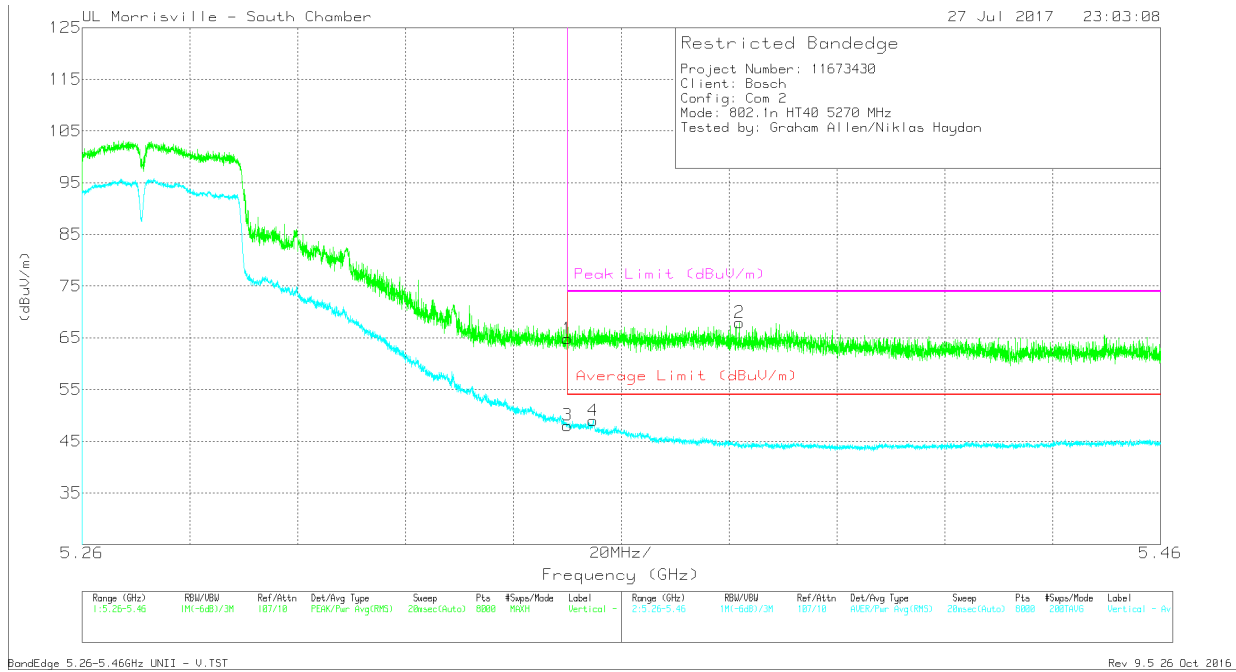


Marker	Frequency (GHz)	Meter Reading (dBuV)	Det	AT0069 AF (dB/m)	Amp/Cbl/Filtr/Pad (dB)	DC Corr (dB)	Corrected Reading (dBuV/m)	Average Limit (dBuV/m)	Margin (dB)	Peak Limit (dBuV/m)	PK Margin (dB)	Azimuth (Degs)	Height (cm)	Polarity
1	* 5.35	39.96	Pk	34.4	-23.2	0	51.16	-	-	74	-22.84	228	103	H
2	* 5.35	43.77	Pk	34.4	-23.2	0	54.97	-	-	74	-19.03	228	103	H
3	* 5.35	27.93	RMS	34.4	-23.2	4.09	43.22	54	-10.78	-	-	228	103	H
4	* 5.35	28.33	RMS	34.4	-23.2	4.09	43.62	54	-10.38	-	-	228	103	H

* - indicates frequency in CFR47 Pt 15 / IC RSS-Restricted Band

Pk - Peak detector

RMS - RMS detection



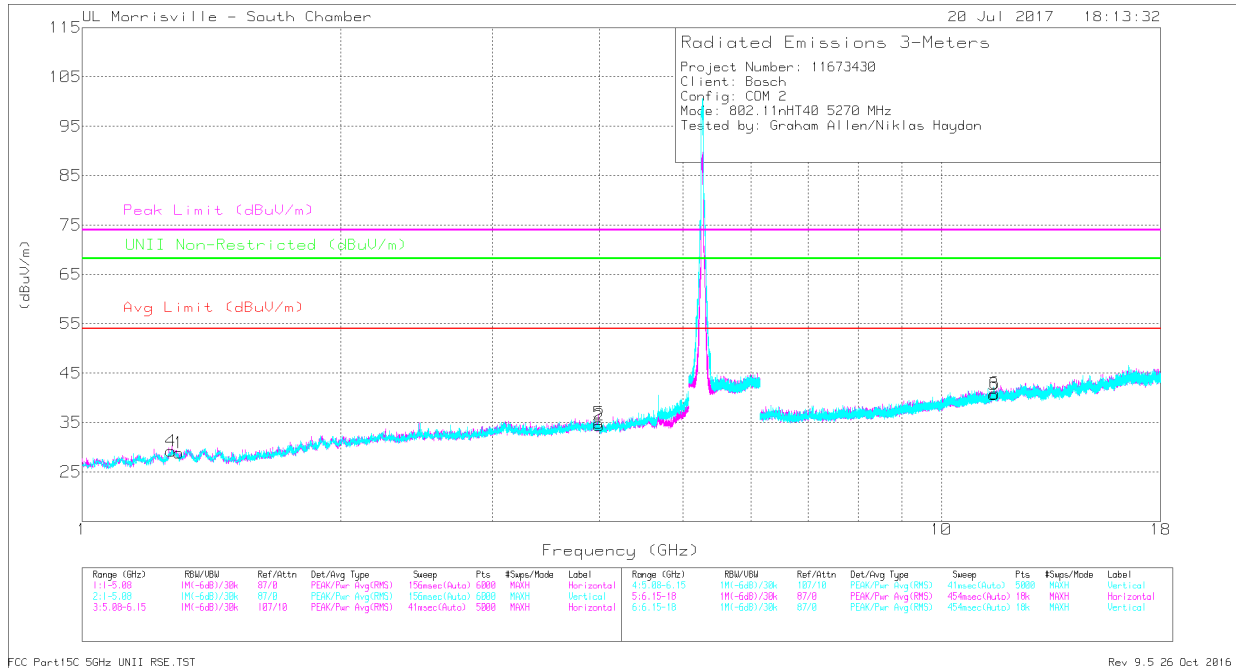
Marker	Frequency (GHz)	Meter Reading (dBuV)	Det	AT0069 AF (dB/m)	Amp/Cbl/Filtr/Pad (dB)	DC Corr (dB)	Corrected Reading (dBuV/m)	Average Limit (dBuV/m)	Margin (dB)	Peak Limit (dBuV/m)	PK Margin (dB)	Azimuth (Degs)	Height (cm)	Polarity
1	* 5.35	53.66	Pk	34.4	-23.2	0	64.86	-	-	74	-9.14	12	285	V
3	* 5.35	32.78	RMS	34.4	-23.2	4.09	48.07	54	-5.93	-	-	12	285	V
4	* 5.355	33.82	RMS	34.4	-23.3	4.09	49.01	54	-4.99	-	-	12	285	V
2	* 5.382	56.85	Pk	34.4	-23.3	0	67.95	-	-	74	-6.05	12	285	V

* - indicates frequency in CFR47 Pt 15 / IC RSS-Restricted Band

Pk - Peak detector

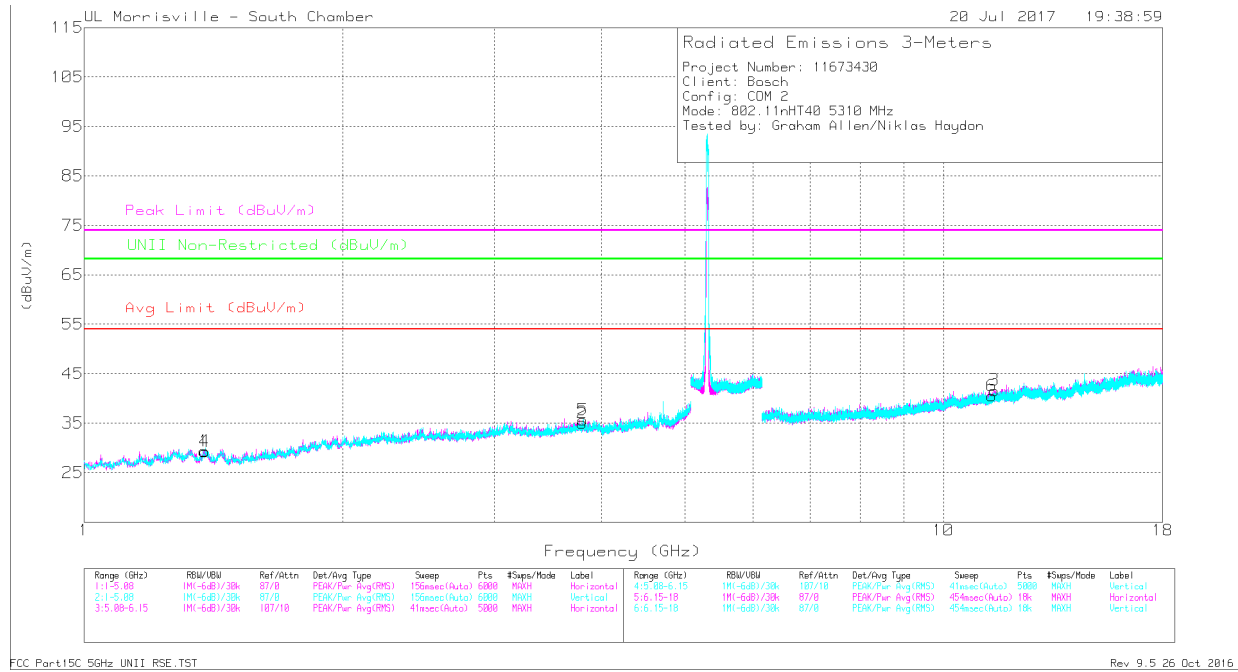
RMS - RMS detection

HARMONICS AND SPURIOUS EMISSIONS – INTERNAL CHAIN 0



Markers	Frequency (GHz)	Meter Reading (dBuV)	Det	AT0069 AF (dB/m)	Amp/Cbl/Filtr/Pad (dB)	DC Corr (dB)	Corrected Reading (dBuV/m)	Avg Limit (dBuV/m)	Margin (dB)	Peak Limit (dBuV/m)	PK Margin (dB)	UNII Non-Restricted (dBuV/m)	PK Margin (dB)	Azimuth (Degs)	Height (cm)	Polarity
4	* 1.296	41.75	PK-U	29.1	-35	0	35.85	-	-	74	-38.15	-	-	125	170	H
	* 1.296	29.36	ADR	29.1	-35	4.09	27.55	54	-26.45	-	-	-	-	125	170	H
1	* 3.999	40.27	PK-U	33.3	-32.3	0	41.27	-	-	74	-32.73	-	-	253	126	H
	* 3.999	28.06	ADR	33.3	-32.3	4.09	33.15	54	-20.85	-	-	-	-	253	126	H
3	* 1.27	43.92	PK-U	29	-35.2	0	37.72	-	-	74	-36.28	-	-	220	377	V
	* 1.27	30.46	ADR	29	-35.2	4.09	28.35	54	-25.65	-	-	-	-	220	377	V
6	* 3.996	40.28	PK-U	33.3	-32.2	0	41.38	-	-	74	-32.62	-	-	21	172	V
	* 3.996	28.06	ADR	33.3	-32.3	4.09	33.15	54	-20.85	-	-	-	-	21	172	V
5	* 11.506	35.26	PK-U	38.3	-24.9	0	48.66	-	-	74	-25.34	-	-	34	116	H
	* 11.506	22.73	ADR	38.3	-24.9	4.09	40.22	54	-13.78	-	-	-	-	34	116	H
2	* 11.546	34.51	PK-U	38.3	-24.9	0	47.91	-	-	74	-26.09	-	-	212	193	V
	* 11.547	22.57	ADR	38.3	-24.9	4.09	40.06	54	-13.94	-	-	-	-	212	193	V

* - indicates frequency in CFR47 Pt 15 / IC RSS-Restricted Band
 PK-U - U-NII: Maximum Peak
 ADR - U-NII AD primary method, RMS average



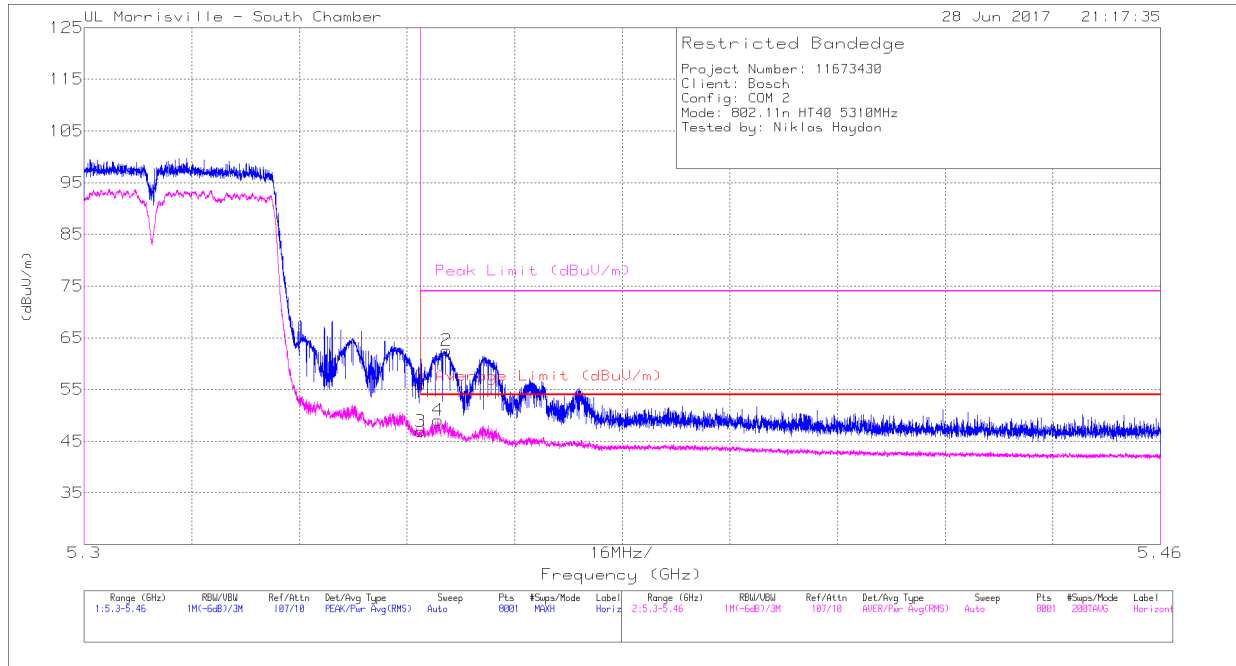
Markers	Frequency (GHz)	Meter Reading (dBuV)	Det	AT0069 AF (dB/m)	Amp/Cbl/Filtr/Pad (dB)	DC Corr (dB)	Corrected Reading (dBuV/m)	Avg Limit (dBuV/m)	Margin (dB)	Peak Limit (dBuV/m)	PK Margin (dB)	UNII Non-Restricted (dBuV/m)	PK Margin (dB)	Azimuth (Degs)	Height (cm)	Polarity
1	* 1.381	42.24	PK-U	28.9	-34.8	0	36.34	-	-	74	-37.66	-	-	143	134	H
	* 1.381	30.29	ADR	28.9	-34.8	4.09	28.48	54	-25.52	-	-	-	-	143	134	H
2	* 3.799	41.56	PK-U	33.4	-33.1	0	41.86	-	-	74	-32.14	-	-	107	232	H
	* 3.8	29.02	ADR	33.4	-33.1	4.09	33.41	54	-20.59	-	-	-	-	107	232	H
4	* 1.382	42.46	PK-U	28.9	-34.8	0	36.56	-	-	74	-37.44	-	-	225	247	V
	* 1.383	30.37	ADR	28.9	-34.8	4.09	28.56	54	-25.44	-	-	-	-	225	247	V
5	* 3.806	41.64	PK-U	33.4	-33.1	0	41.94	-	-	74	-32.06	-	-	156	328	V
	* 3.806	29.07	ADR	33.4	-33.1	4.09	33.46	54	-20.54	-	-	-	-	156	328	V
3	* 11.469	34.97	PK-U	38.2	-25	0	48.17	-	-	74	-25.83	-	-	24	343	H
	* 11.469	22.66	ADR	38.2	-25	4.09	39.95	54	-14.05	-	-	-	-	24	343	H
6	* 11.385	35.02	PK-U	38.1	-25	0	48.12	-	-	74	-25.88	-	-	120	132	V
	* 11.385	22.37	ADR	38.1	-25	4.09	39.56	54	-14.44	-	-	-	-	120	132	V

* - indicates frequency in CFR47 Pt 15 / IC RSS-Restricted Band

PK-U - U-NII: Maximum Peak

ADR - U-NII AD primary method, RMS average

AUTHORIZED BANDEDGE (HIGH CHANNEL INTERNAL CHAIN 1)

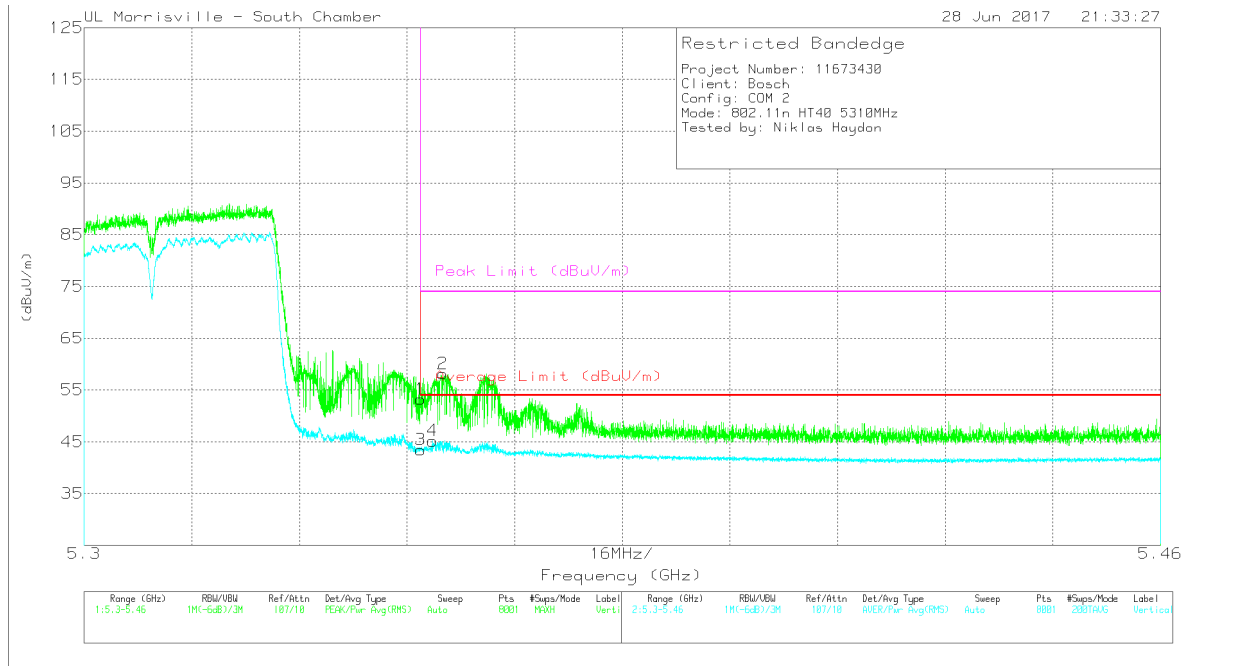


Marker	Frequency (GHz)	Meter Reading (dBuV)	Det	AT0069 AF (dB/m)	Amp/Cbl/Filtr/Pad (dB)	DC Corr (dB)	Corrected Reading (dBuV/m)	Average Limit (dBuV/m)	Margin (dB)	Peak Limit (dBuV/m)	PK Margin (dB)	Azimuth (Degs)	Height (cm)	Polarity
1	* 5.35	44.82	Pk	34.4	-23.2	0	56.02	-	-	74	-17.98	322	115	H
2	* 5.354	51.47	Pk	34.4	-23.3	0	62.57	-	-	74	-11.43	322	115	H
3	* 5.35	31.6	RMS	34.4	-23.2	4.09	46.89	54	-7.11	-	-	322	115	H
4	* 5.353	33.86	RMS	34.4	-23.3	4.09	49.05	54	-4.95	-	-	322	115	H

* - indicates frequency in CFR47 Pt 15 / IC RSS-Restricted Band

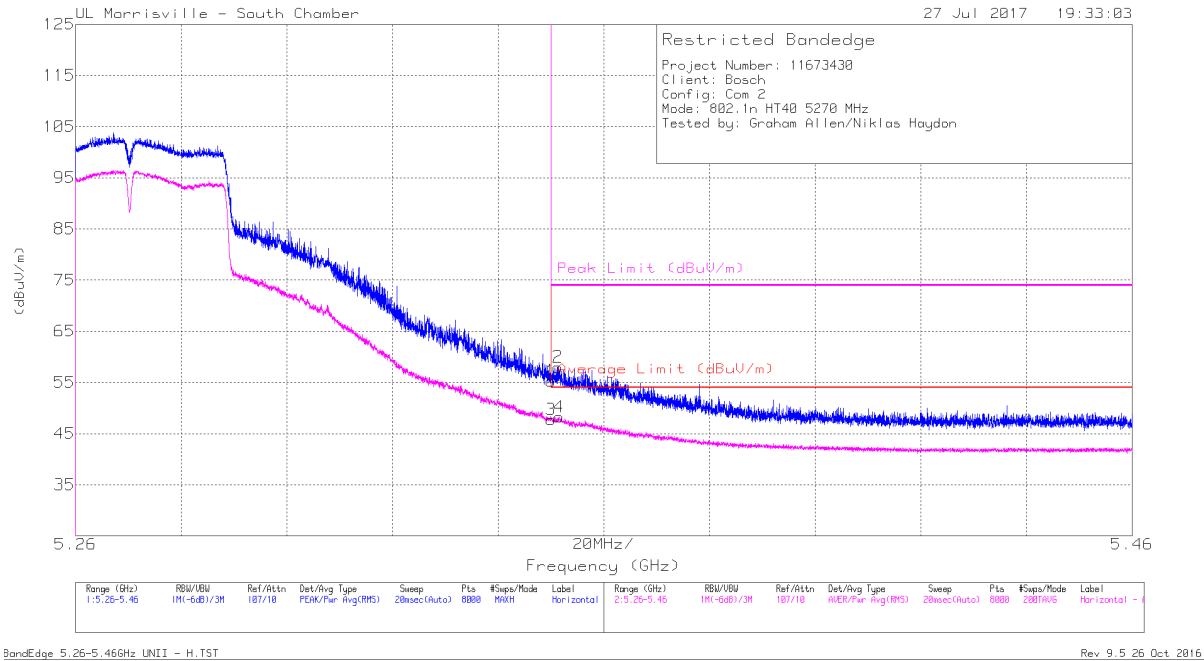
Pk - Peak detector

RMS - RMS detection



Marker	Frequency (GHz)	Meter Reading (dBuV)	Det	AT0069 AF (dB/m)	Amp/Cbl/Filtr/Pad (dB)	DC Corr (dB)	Corrected Reading (dBuV/m)	Average Limit (dBuV/m)	Margin (dB)	Peak Limit (dBuV/m)	PK Margin (dB)	Azimuth (Degs)	Height (cm)	Polarity
1	* 5.35	42.04	PK	34.4	-23.2	0	53.24	-	-	74	-20.76	284	334	V
2	* 5.353	47.05	PK	34.4	-23.3	0	58.15	-	-	74	-15.85	284	334	V
3	* 5.35	28.17	RMS	34.4	-23.2	4.09	43.46	54	-10.54	-	-	284	334	V
4	* 5.352	29.89	RMS	34.4	-23.2	4.09	45.18	54	-8.82	-	-	284	334	V

* - indicates frequency in CFR47 Pt 15 / IC RSS-Restricted Band
 Pk - Peak detector
 RMS - RMS detection

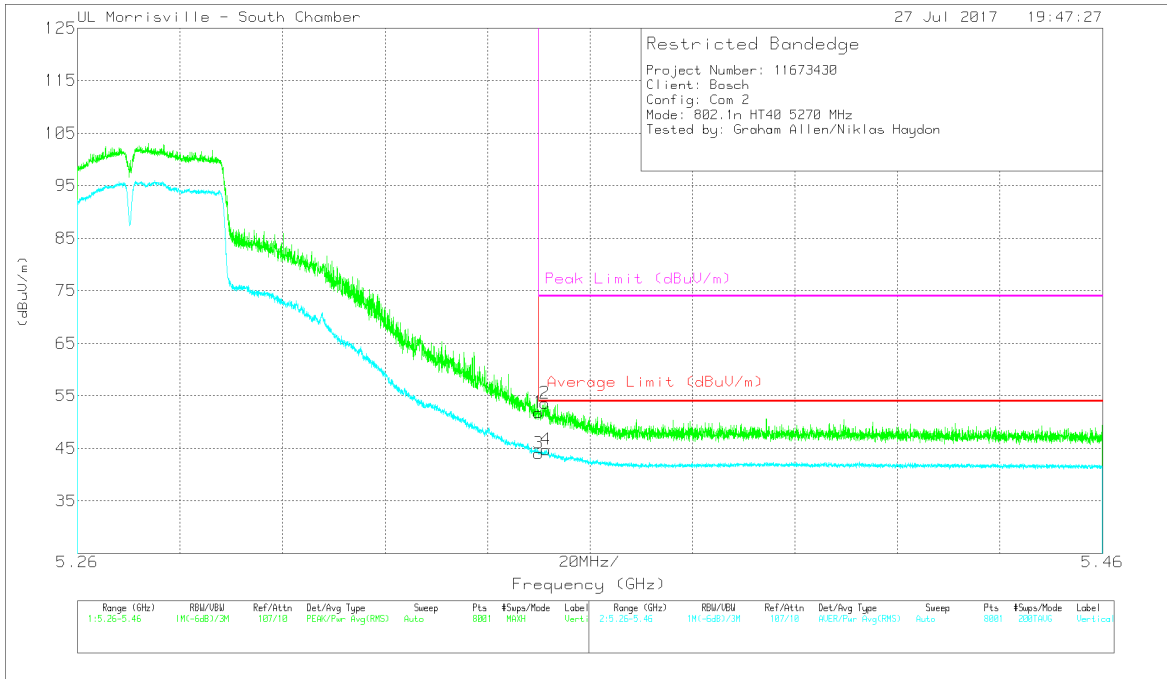


Marker	Frequency (GHz)	Meter Reading (dBuV)	Det	AT0069 AF (dB/m)	Amp/Cbl/Filtr/Pad (dB)	DC Corr (dB)	Corrected Reading (dBuV/m)	Average Limit (dBuV/m)	Margin (dB)	Peak Limit (dBuV/m)	PK Margin (dB)	Azimuth (Degs)	Height (cm)	Polarity
1	* 5.35	44.12	Pk	34.4	-23.2	0	55.32	-	-	74	-18.68	99	100	H
2	* 5.351	46.82	Pk	34.4	-23.2	0	58.02	-	-	74	-15.98	99	100	H
3	* 5.35	32.44	RMS	34.4	-23.2	4.09	47.73	54	-6.27	-	-	99	100	H
4	* 5.351	32.93	RMS	34.4	-23.2	4.09	48.22	54	-5.78	-	-	99	100	H

* - indicates frequency in CFR47 Pt 15 / IC RSS-Restricted Band

Pk - Peak detector

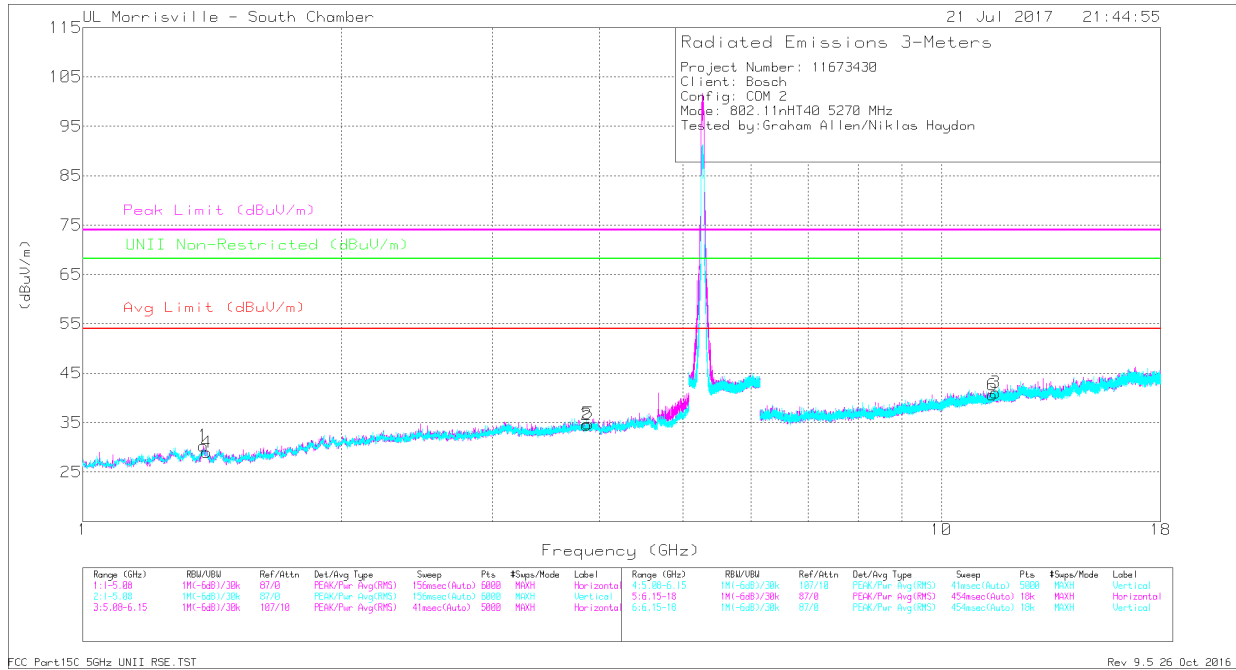
RMS - RMS detection



Marker	Frequency (GHz)	Meter Reading (dBuV)	Det	AT0069 AF (dB/m)	Amp/Cbl/Filtr/Pad (dB)	DC Corr (dB)	Corrected Reading (dBuV/m)	Average Limit (dBuV/m)	Margin (dB)	Peak Limit (dBuV/m)	PK Margin (dB)	Azimuth (Degs)	Height (cm)	Polarity
1	* 5.35	40.62	PK	34.4	-23.2	0	51.82	-	-	74	-22.18	11	388	V
2	* 5.351	42.39	PK	34.4	-23.2	0	53.59	-	-	74	-20.41	11	388	V
3	* 5.35	28.79	RMS	34.4	-23.2	4.09	44.08	54	-9.92	-	-	11	388	V
4	* 5.351	29.5	RMS	34.4	-23.2	4.09	44.79	54	-9.21	-	-	11	388	V

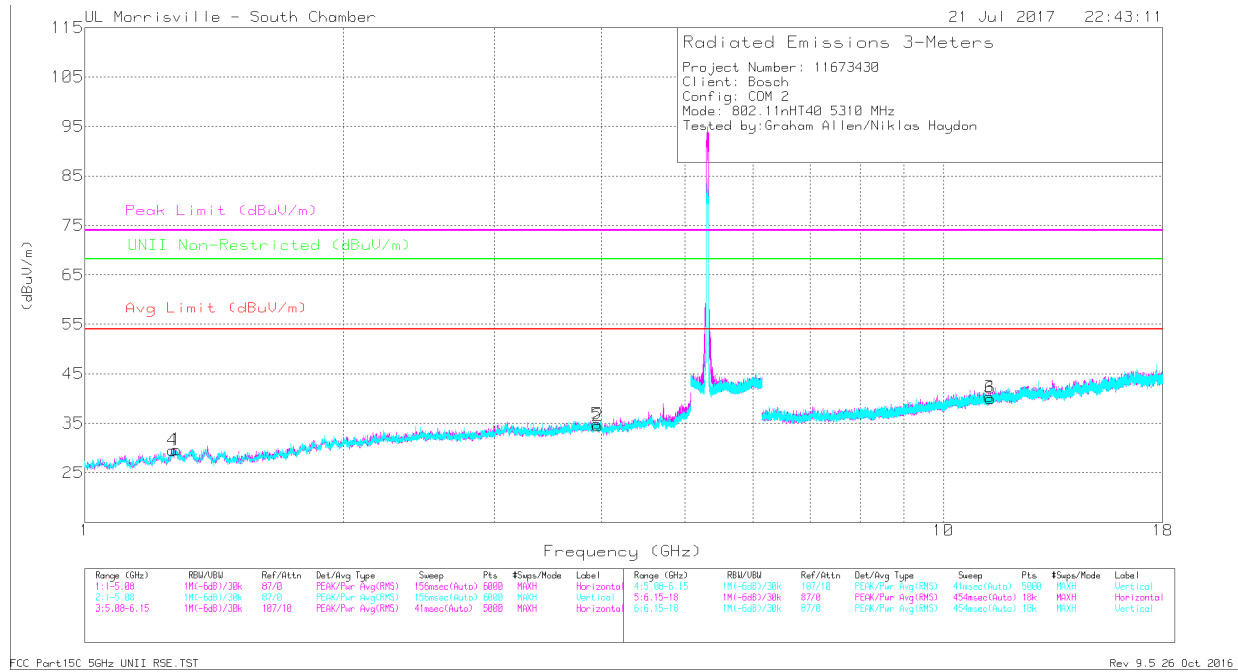
* - indicates frequency in CFR47 Pt 15 / IC RSS-Restricted Band
 Pk - Peak detector
 RMS - RMS detection

HARMONICS AND SPURIOUS EMISSIONS – INTERNAL CHAIN 1



Markers	Frequency (GHz)	Meter Reading (dBuV)	Det	AT0069 AF (dB/m)	Amp/Cbl/Filtr/Pad (dB)	DC Corr (dB)	Corrected Reading (dBuV/m)	Avg Limit (dBuV/m)	Margin (dB)	Peak Limit (dBuV/m)	PK Margin (dB)	UNII Non-Restricted (dBuV/m)	PK Margin (dB)	Azimuth (Degs)	Height (cm)	Polarity
1	* 1.382	42.81	PK-U	28.9	-34.8	0	36.91	-	-	74	-37.09	-	-	185	214	H
	* 1.383	30.37	ADR	28.9	-34.8	4.09	28.56	54	-25.44	-	-	-	-	185	214	H
2	* 3.866	41.57	PK-U	33.3	-32.8	0	42.07	-	-	74	-31.93	-	-	117	382	H
	* 3.866	28.91	ADR	33.3	-32.8	4.09	33.5	54	-20.5	-	-	-	-	117	382	H
3	* 11.564	34.91	PK-U	38.3	-25.1	0	48.11	-	-	74	-25.89	-	-	358	337	H
	* 11.563	22.72	ADR	38.3	-25.1	4.09	40.01	54	-13.99	-	-	-	-	358	337	H
4	* 1.396	42.08	PK-U	28.7	-34.9	0	35.88	-	-	74	-38.12	-	-	305	197	V
	* 1.396	29.97	ADR	28.7	-34.9	4.09	27.86	54	-26.14	-	-	-	-	305	197	V
5	* 3.877	41.49	PK-U	33.3	-32.8	0	41.99	-	-	74	-32.01	-	-	226	103	V
	* 3.878	28.94	ADR	33.3	-32.8	4.09	33.53	54	-20.47	-	-	-	-	226	103	V
6	* 11.465	35.26	PK-U	38.2	-25	0	48.46	-	-	74	-25.54	-	-	86	209	V
	* 11.465	22.54	ADR	38.2	-25	4.09	39.83	54	-14.17	-	-	-	-	86	209	V

* - indicates frequency in CFR47 Pt 15 / IC RSS-Restricted Band
 PK-U - U-NII: Maximum Peak
 ADR - U-NII AD primary method, RMS average



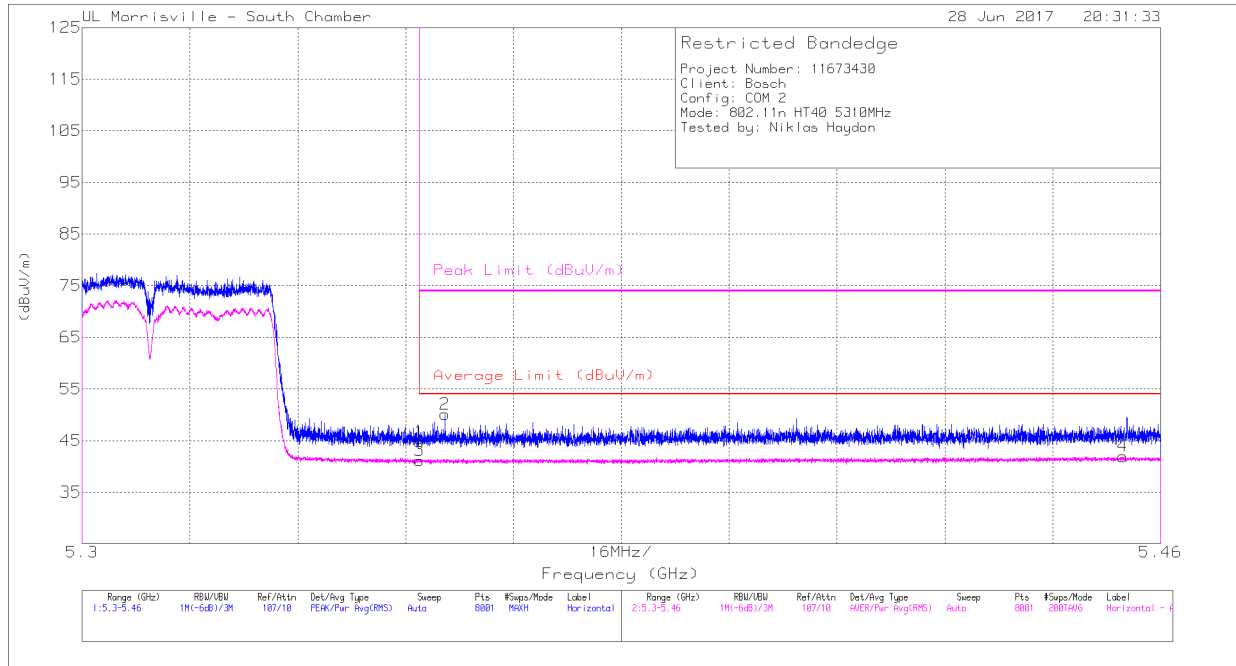
Markers	Frequency (GHz)	Meter Reading (dBuV)	Det	AT0069 AF (dB/m)	Amp/Cbl/Filtr/Pad (dB)	DC Corr (dB)	Corrected Reading (dBuV/m)	Avg Limit (dBuV/m)	Margin (dB)	Peak Limit (dBuV/m)	PK Margin (dB)	UNII Non-Restricted (dBuV/m)	PK Margin (dB)	Azimuth (Degs)	Height (cm)	Polarity
1	* 1.279	42.55	PK-U	29	-35.1	0	36.45	-	-	74	-37.55	-	-	94	321	H
	* 1.279	30.34	ADR	29	-35.1	4.09	28.33	54	-25.67	-	-	-	-	94	321	H
2	* 3.96	40.11	PK-U	33.3	-31.9	0	41.51	-	-	74	-32.49	-	-	106	290	H
	* 3.96	27.73	ADR	33.3	-31.9	4.09	33.22	54	-20.78	-	-	-	-	106	290	H
3	* 11.303	34.11	PK-U	38.1	-24.8	0	47.41	-	-	74	-26.59	-	-	224	237	H
	* 11.304	21.99	ADR	38.1	-24.8	4.09	39.38	54	-14.62	-	-	-	-	224	237	H
4	* 1.267	42.69	PK-U	28.9	-35.2	0	36.39	-	-	74	-37.61	-	-	264	142	V
	* 1.267	30.18	ADR	28.9	-35.2	4.09	27.97	54	-26.03	-	-	-	-	264	142	V
5	* 3.949	40.23	PK-U	33.4	-31.9	0	41.73	-	-	74	-32.27	-	-	330	138	V
	* 3.949	28	ADR	33.4	-31.9	4.09	33.59	54	-20.41	-	-	-	-	330	138	V
6	* 11.345	34.43	PK-U	38.1	-24.8	0	47.73	-	-	74	-26.27	-	-	155	354	V
	* 11.346	21.83	ADR	38.1	-24.8	4.09	39.22	54	-14.78	-	-	-	-	155	354	V

* - indicates frequency in CFR47 Pt 15 / IC RSS-Restricted Band

PK-U - U-NII: Maximum Peak

ADR - U-NII AD primary method, RMS average

AUTHORIZED BANDEDGE (HIGH CHANNEL EXTERNAL CHAIN 0)

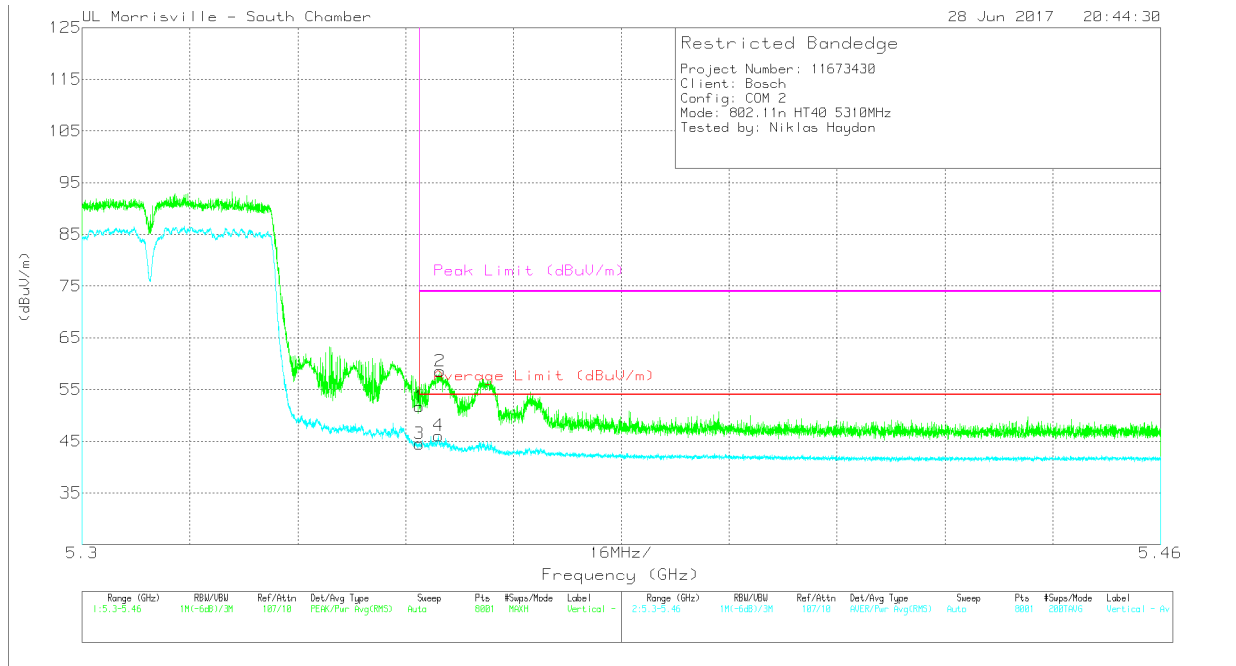


Marker	Frequency (GHz)	Meter Reading (dBuV)	Det	AT0069 AF (dB/m)	Amp/Cbl/Filtr/Pad (dB)	DC Corr (dB)	Corrected Reading (dBuV/m)	Average Limit (dBuV/m)	Margin (dB)	Peak Limit (dBuV/m)	PK Margin (dB)	Azimuth (Degs)	Height (cm)	Polarity
1	* 5.35	33.59	Pk	34.4	-23.2	0	44.79	-	-	74	-29.21	1	118	H
2	* 5.354	38.97	Pk	34.4	-23.3	0	50.07	-	-	74	-23.93	1	118	H
3	* 5.35	25.88	RMS	34.4	-23.2	4.09	41.17	54	-12.83	-	-	1	118	H
4	* 5.454	26.94	RMS	34.5	-23.6	4.09	41.93	54	-12.07	-	-	1	118	H

* - indicates frequency in CFR47 Pt 15 / IC RSS-Restricted Band

Pk - Peak detector

RMS - RMS detection

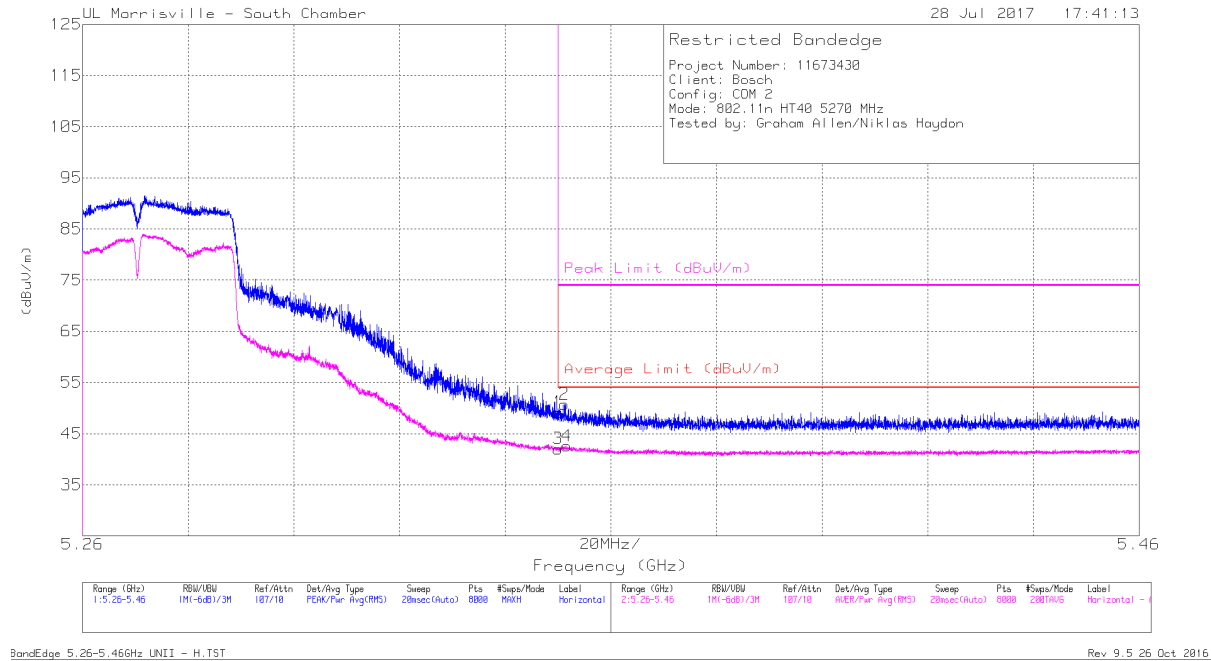


Marker	Frequency (GHz)	Meter Reading (dBuV)	Det	AT0069 AF (dB/m)	Amp/Cbl/Filtr/Pad (dB)	DC Corr (dB)	Corrected Reading (dBuV/m)	Average Limit (dBuV/m)	Margin (dB)	Peak Limit (dBuV/m)	PK Margin (dB)	Azimuth (Degs)	Height (cm)	Polarity
1	* 5.35	40.48	PK	34.4	-23.2	0	51.68	-	-	74	-22.32	43	129	V
2	* 5.353	47.45	PK	34.4	-23.3	0	58.55	-	-	74	-15.45	43	129	V
3	* 5.35	29.22	RMS	34.4	-23.2	4.09	44.51	54	-9.49	-	-	43	129	V
4	* 5.353	30.9	RMS	34.4	-23.3	4.09	46.09	54	-7.91	-	-	43	129	V

* - indicates frequency in CFR47 Pt 15 / IC RSS-Restricted Band

PK - Peak detector

RMS - RMS detection

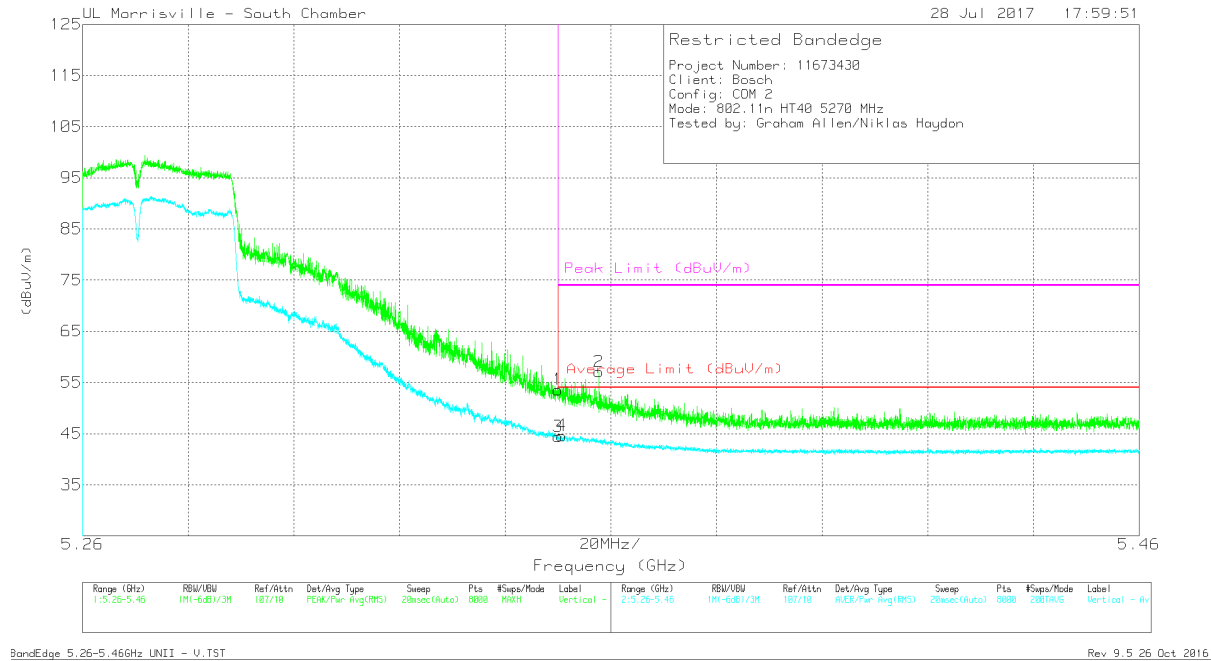


Marker	Frequency (GHz)	Meter Reading (dBuV)	Det	AT0069 AF (dB/m)	Amp/Cbl/Filtr/Pad (dB)	DC Corr (dB)	Corrected Reading (dBuV/m)	Average Limit (dBuV/m)	Margin (dB)	Peak Limit (dBuV/m)	PK Margin (dB)	Azimuth (Degs)	Height (cm)	Polarity
1	* 5.35	37.97	Pk	34.4	-23.2	0	49.17	-	-	74	-24.83	75	128	H
2	* 5.351	39.56	Pk	34.4	-23.2	0	50.76	-	-	74	-23.24	75	128	H
3	* 5.35	26.76	RMS	34.4	-23.2	4.09	42.05	54	-11.95	-	-	75	128	H
4	* 5.352	27.27	RMS	34.4	-23.2	4.09	42.56	54	-11.44	-	-	75	128	H

* - indicates frequency in CFR47 Pt 15 / IC RSS-Restricted Band

Pk - Peak detector

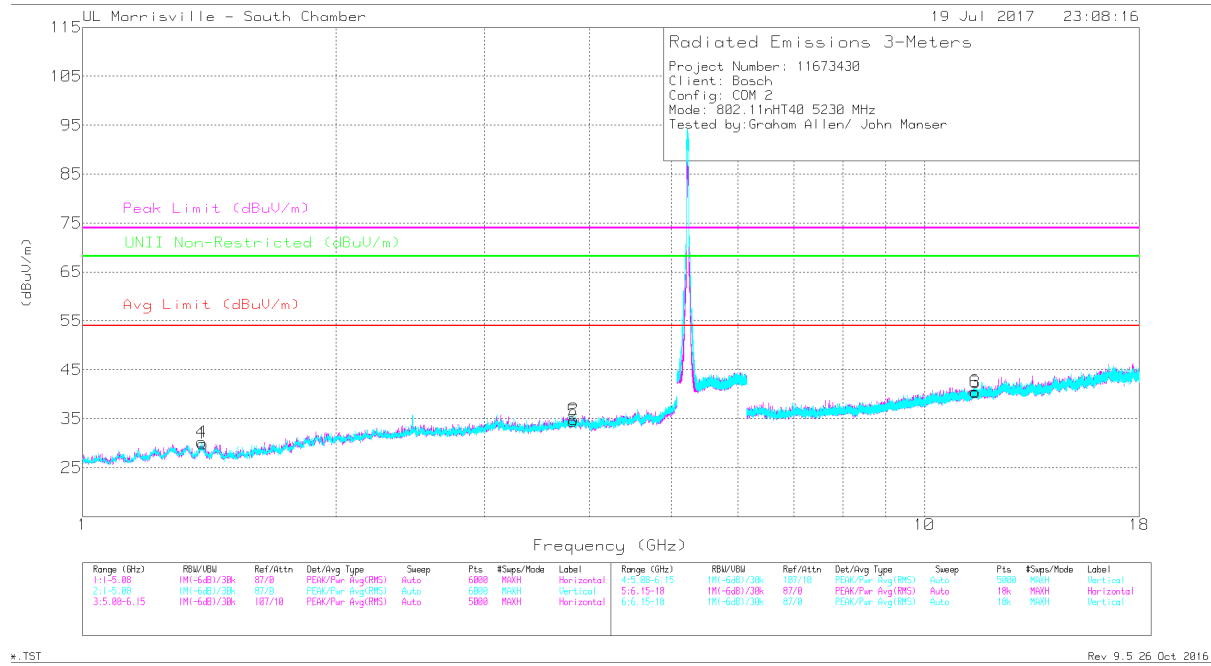
RMS - RMS detection



Marker	Frequency (GHz)	Meter Reading (dBuV)	Det	AT0069 AF (dB/m)	Amp/Cbl/Filtr/Pad (dB)	DC Corr (dB)	Corrected Reading (dBuV/m)	Average Limit (dBuV/m)	Margin (dB)	Peak Limit (dBuV/m)	PK Margin (dB)	Azimuth (Degs)	Height (cm)	Polarity
1	* 5.35	42.4	PK	34.4	-23.2	0	53.6	-	-	74	-20.4	37	108	V
2	* 5.358	45.99	PK	34.4	-23.3	0	57.09	-	-	74	-16.91	37	108	V
3	* 5.35	29.17	RMS	34.4	-23.2	4.09	44.46	54	-9.54	-	-	37	108	V
4	* 5.351	29.33	RMS	34.4	-23.2	4.09	44.62	54	-9.38	-	-	37	108	V

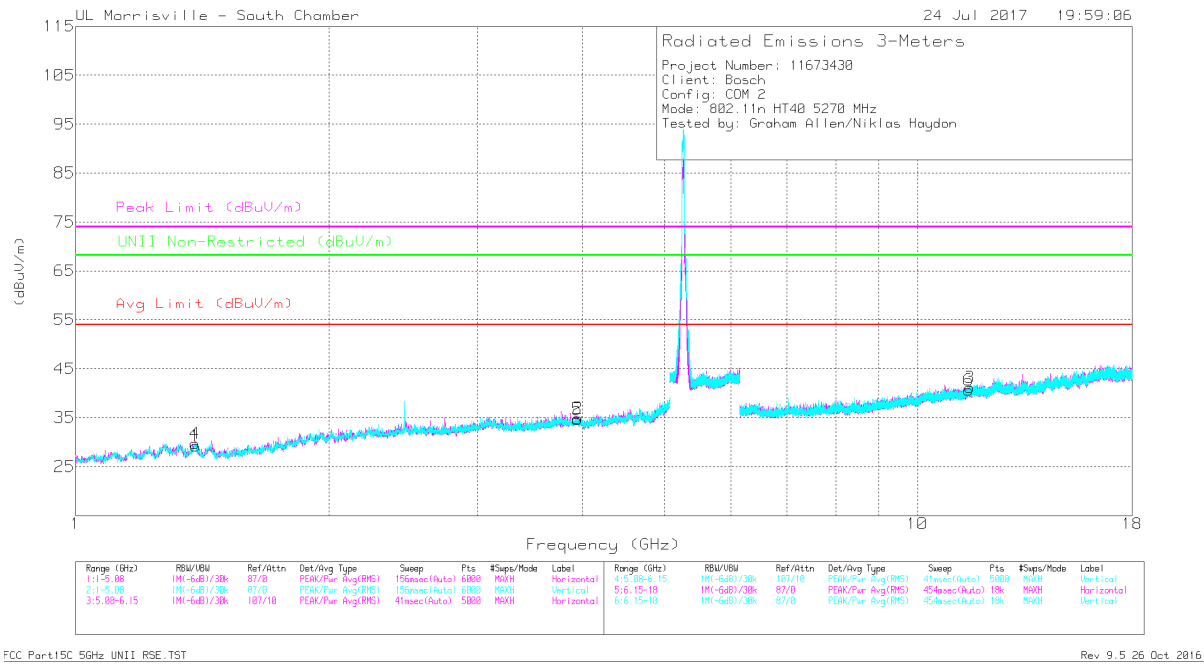
* - indicates frequency in CFR47 Pt 15 / IC RSS-Restricted Band
 Pk - Peak detector
 RMS - RMS detection

HARMONICS AND SPURIOUS EMISSIONS – EXTERNAL CHAIN 0



Markers	Frequency (GHz)	Meter Reading (dBuV)	Det	AT0069 AF (dB/m)	Amp/Cbl/Fitr/Pad (dB)	DC Corr (dB)	Corrected Reading (dBuV/m)	Avg Limit (dBuV/m)	Margin (dB)	Peak Limit (dBuV/m)	PK Margin (dB)	UNII Non-Restricted (dBuV/m)	PK Margin (dB)	Azimuth (Degs)	Height (cm)	Polarity
1	* 1.39	42.77	PK-U	28.8	-34.8	0	36.77	-	-	74	-37.23	-	-	360	198	H
	* 1.389	30.66	ADR	28.8	-34.8	4.09	28.75	54	-25.25	-	-	-	-	360	198	H
2	* 3.833	41.83	PK-U	33.4	-33	0	42.23	-	-	74	-31.77	-	-	74	238	H
	* 3.833	29.08	ADR	33.4	-33	4.09	33.57	54	-20.43	-	-	-	-	74	238	H
4	* 1.386	65.14	PK-U	28.9	-34.8	0	59.24	-	-	74	-14.76	-	-	227	175	V
	* 1.386	30.39	ADR	28.9	-34.8	4.09	28.58	54	-25.42	-	-	-	-	227	175	V
5	* 3.827	41.29	PK-U	33.4	-33	0	41.69	-	-	74	-32.31	-	-	23	349	V
	* 3.827	29.06	ADR	33.4	-33	4.09	33.55	54	-20.45	-	-	-	-	23	349	V
3	* 11.503	34.4	PK-U	38.3	-24.9	0	47.8	-	-	74	-26.2	-	-	216	156	H
	* 11.504	22.38	ADR	38.3	-24.9	4.09	39.87	54	-14.13	-	-	-	-	216	156	H
6	* 11.484	34.92	PK-U	38.3	-24.9	0	48.32	-	-	74	-25.68	-	-	8	288	V
	* 11.484	22.48	ADR	38.3	-24.9	4.09	39.97	54	-14.03	-	-	-	-	8	288	V

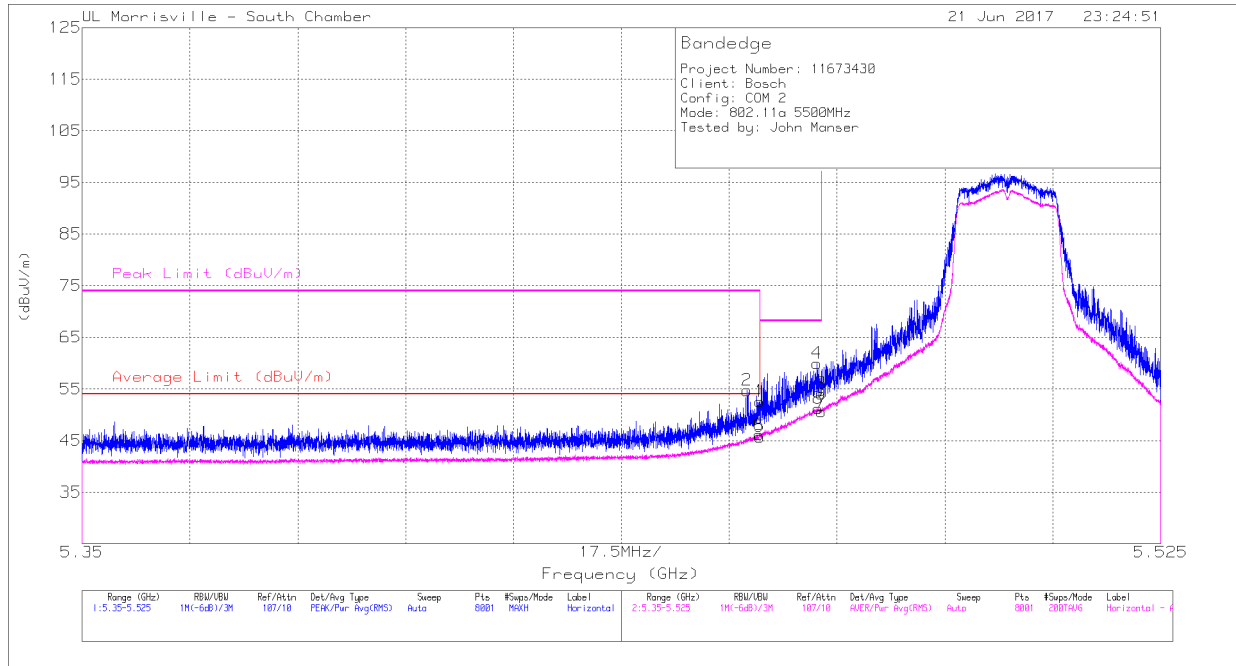
* - indicates frequency in CFR47 Pt 15 / IC RSS-Restricted Band
 PK-U - U-NII: Maximum Peak
 ADR - U-NII AD primary method, RMS average



Markers	Frequency (GHz)	Meter Reading (dBuV)	Det	AT0069 AF (dB/m)	Amp/Cbl/Fitr/Pad (dB)	DC Corr (dB)	Corrected Reading (dBuV/m)	Avg Limit (dBuV/m)	Margin (dB)	Peak Limit (dBuV/m)	PK Margin (dB)	UNII Non-Restricted (dBuV/m)	PK Margin (dB)	Azimuth (Degs)	Height (cm)	Polarity
1	* 1.389	43.26	PK-U	28.8	-34.8	0	37.26	-	-	74	-36.74	-	-	245	345	H
	* 1.389	30.43	ADR	28.8	-34.8	4.09	28.52	54	-25.48	-	-	-	-	245	345	H
2	* 3.95	40.28	PK-U	33.4	-31.9	0	41.78	-	-	74	-32.22	-	-	360	353	H
	* 3.949	28.01	ADR	33.4	-31.9	4.09	33.6	54	-20.4	-	-	-	-	360	353	H
3	* 11.541	35.31	PK-U	38.3	-24.9	0	48.71	-	-	74	-25.29	-	-	203	294	H
	* 11.541	22.55	ADR	38.3	-24.9	4.09	40.04	54	-13.96	-	-	-	-	203	294	H
4	* 1.387	42.65	PK-U	28.8	-34.8	0	36.65	-	-	74	-37.35	-	-	67	212	V
	* 1.387	30.43	ADR	28.8	-34.8	4.09	28.52	54	-25.48	-	-	-	-	67	212	V
5	* 3.946	39.82	PK-U	33.4	-32	0	41.22	-	-	74	-32.78	-	-	95	172	V
	* 3.946	28.05	ADR	33.4	-32	4.09	33.54	54	-20.46	-	-	-	-	95	172	V
6	* 11.506	34.62	PK-U	38.3	-24.9	0	48.02	-	-	74	-25.98	-	-	103	258	V
	* 11.506	22.48	ADR	38.3	-24.9	4.09	39.97	54	-14.03	-	-	-	-	103	258	V

* - indicates frequency in CFR47 Pt 15 / IC RSS-Restricted Band
 PK-U - U-NII: Maximum Peak
 ADR - U-NII AD primary method, RMS average

**9.9. TX ABOVE 1 GHz 802.11a MODE IN THE 5.6 GHz BAND
 RESTRICTED BANDEDGE (LOW CHANNEL INTERNAL CHAIN 0)**



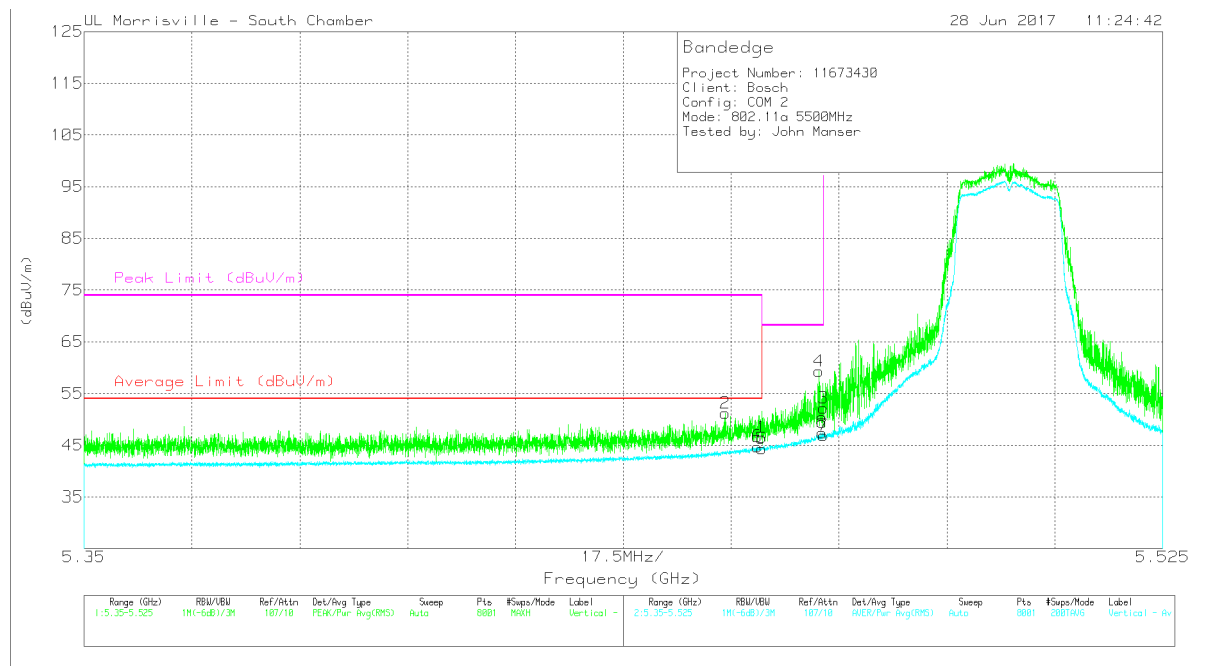
Marker	Frequency (GHz)	Meter Reading (dBuV)	Det	AT0069 AF (dB/m)	Amp/Cbl/Filtr/Pad (dB)	DC Corr (dB)	Corrected Reading (dBuV/m)	Average Limit (dBuV/m)	Margin (dB)	Peak Limit (dBuV/m)	PK Margin (dB)	Azimuth (Degs)	Height (cm)	Polarity
1	* 5.46	41.7	PK	34.5	-23.6	0	52.6	-	-	74	-21.4	2	314	H
2	* 5.458	43.82	PK	34.5	-23.6	0	54.72	-	-	74	-19.28	2	314	H
5	* 5.46	30.76	RMS	34.5	-23.6	4.09	45.75	54	-8.25	-	-	2	314	H
6	* 5.46	31.19	RMS	34.5	-23.6	4.09	46.18	54	-7.82	-	-	2	314	H
4	5.469	49.08	PK	34.5	-23.6	0	59.98	-	-	68.2	-8.22	2	314	H
8	5.469	36.25	RMS	34.5	-23.6	4.09	51.24	-	-	-	-	2	314	H
3	5.47	43.17	PK	34.5	-23.6	0	54.07	-	-	68.2	-14.13	2	314	H
7	5.47	35.59	RMS	34.5	-23.6	4.09	50.58	-	-	-	-	2	314	H

* - indicates frequency in CFR47 Pt 15 / IC RSS-Restricted Band

PK - Peak detector

RMS - RMS detection

Note regarding the measurements performed where the EUT had 40% duty cycle - The HT40 Duty cycle correction (39% or 4.09 dB) was used for all 40% Duty Cycle measurements (11a/nHT20 found to be a duty cycle of 38.4% or 4.16 dB). All measurements had sufficient margin to overcome the 0.07 dB difference between the 40 MHz and 20 MHz 40% Duty Cycle Corrections.



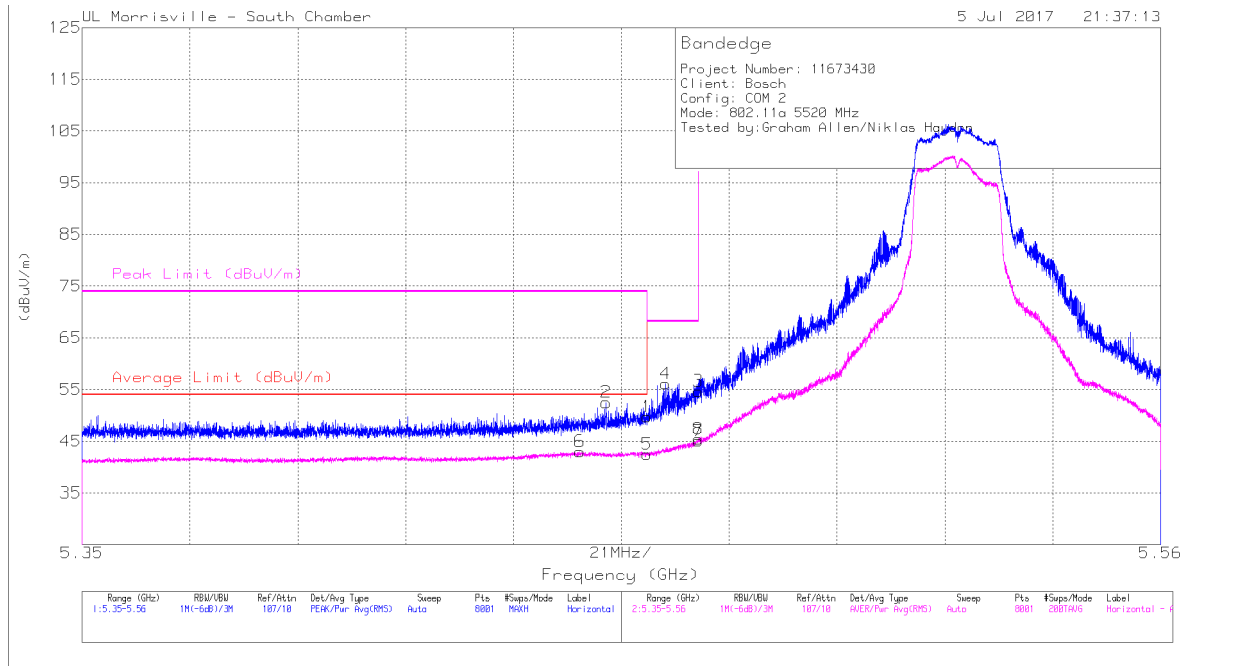
Marker	Frequency (GHz)	Meter Reading (dBuV)	Det	AT0069 AF (dB/m)	Amp/Cbl/Filtr/Pad (dB)	DC Corr (dB)	Corrected Reading (dBuV/m)	Average Limit (dBuV/m)	Margin (dB)	Peak Limit (dBuV/m)	PK Margin (dB)	Azimuth (Degs)	Height (cm)	Polarity
1	* 5.46	35.63	PK	34.5	-23.6	0	46.53	-	-	74	-27.47	126	114	V
2	* 5.454	40.33	PK	34.5	-23.6	0	51.23	-	-	74	-22.77	126	114	V
5	* 5.46	29.32	RMS	34.5	-23.6	4.09	44.31	54	-9.69	-	-	126	114	V
6	* 5.459	29.73	RMS	34.5	-23.6	4.09	44.72	54	-9.28	-	-	126	114	V
4	5.469	48.42	PK	34.5	-23.6	0	59.32	-	-	68.2	-8.88	126	114	V
3	5.47	41.28	PK	34.5	-23.6	0	52.18	-	-	68.2	-16.02	126	114	V
7	5.47	31.93	RMS	34.5	-23.6	4.09	46.92	-	-	-	-	126	114	V
8	5.47	32.45	RMS	34.5	-23.6	4.09	47.44	-	-	-	-	126	114	V

* - indicates frequency in CFR47 Pt 15 / IC RSS-Restricted Band

Pk - Peak detector

RMS - RMS detection

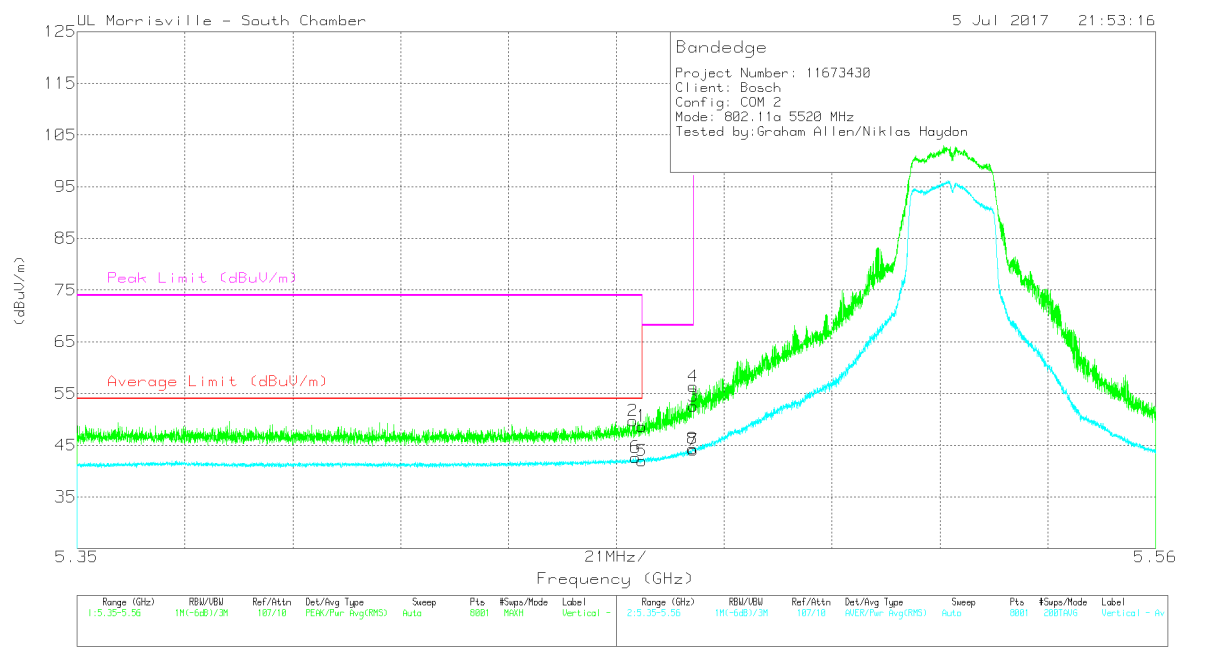
Note regarding the measurements performed where the EUT had 40% duty cycle - The HT40 Duty cycle correction (39% or 4.09 dB) was used for all 40% Duty Cycle measurements (11a/nHT20 found to be a duty cycle of 38.4% or 4.16 dB). All measurements had sufficient margin to overcome the 0.07 dB difference between the 40 MHz and 20 MHz 40% Duty Cycle Corrections.



Marker	Frequency (GHz)	Meter Reading (dBuV)	Det	AT0069 AF (dB/m)	Amp/Cbl/Filtr/Pad (dB)	DC Corr (dB)	Corrected Reading (dBuV/m)	Average Limit (dBuV/m)	Margin (dB)	Peak Limit (dBuV/m)	PK Margin (dB)	Azimuth (Degs)	Height (cm)	Polarity
6	* 5.447	28.02	RMS	34.5	-23.6	4.09	43.01	54	-10.99	-	-	90	112	H
2	* 5.452	41.6	Pk	34.5	-23.6	0	52.5	-	-	74	-21.5	90	112	H
1	* 5.46	38.84	Pk	34.5	-23.6	0	49.74	-	-	74	-24.26	90	112	H
5	* 5.46	27.49	RMS	34.5	-23.6	4.09	42.48	54	-11.52	-	-	90	112	H
4	5.464	45.19	Pk	34.5	-23.6	0	56.09	-	-	68.2	-12.11	90	112	H
3	5.47	43.79	Pk	34.5	-23.6	0	54.69	-	-	68.2	-13.51	90	112	H
7	5.47	30.09	RMS	34.5	-23.6	4.09	45.08	-	-	-	-	90	112	H
8	5.47	30.43	RMS	34.5	-23.6	4.09	45.42	-	-	-	-	90	112	H

* - indicates frequency in CFR47 Pt 15 / IC RSS-Restricted Band
 Pk - Peak detector
 RMS - RMS detection

Note regarding the measurements performed where the EUT had 40% duty cycle - The HT40 Duty cycle correction (39% or 4.09 dB) was used for all 40% Duty Cycle measurements (11a/nHT20 found to be a duty cycle of 38.4% or 4.16 dB). All measurements had sufficient margin to overcome the 0.07 dB difference between the 40 MHz and 20 MHz 40% Duty Cycle Corrections.



Marker	Frequency (GHz)	Meter Reading (dBuV)	Det	AT0069 AF (dB/m)	Amp/Cbl/Filtr/Pad (dB)	DC Corr (dB)	Corrected Reading (dBuV/m)	Average Limit (dBuV/m)	Margin (dB)	Peak Limit (dBuV/m)	PK Margin (dB)	Azimuth (Degs)	Height (cm)	Polarity
2	* 5.458	38.83	PK	34.5	-23.6	0	49.73	-	-	74	-24.27	8	376	V
6	* 5.459	27.66	RMS	34.5	-23.6	4.09	42.65	54	-11.35	-	-	8	376	V
1	* 5.46	37.76	PK	34.5	-23.6	0	48.66	-	-	74	-25.34	8	376	V
5	* 5.46	26.96	RMS	34.5	-23.6	4.09	41.95	54	-12.05	-	-	8	376	V
3	5.47	41.7	PK	34.5	-23.6	0	52.6	-	-	68.2	-15.6	8	376	V
4	5.47	45.45	PK	34.5	-23.6	0	56.35	-	-	68.2	-11.85	8	376	V
7	5.47	29.1	RMS	34.5	-23.6	4.09	44.09	-	-	-	-	8	376	V
8	5.47	29.35	RMS	34.5	-23.6	4.09	44.34	-	-	-	-	8	376	V

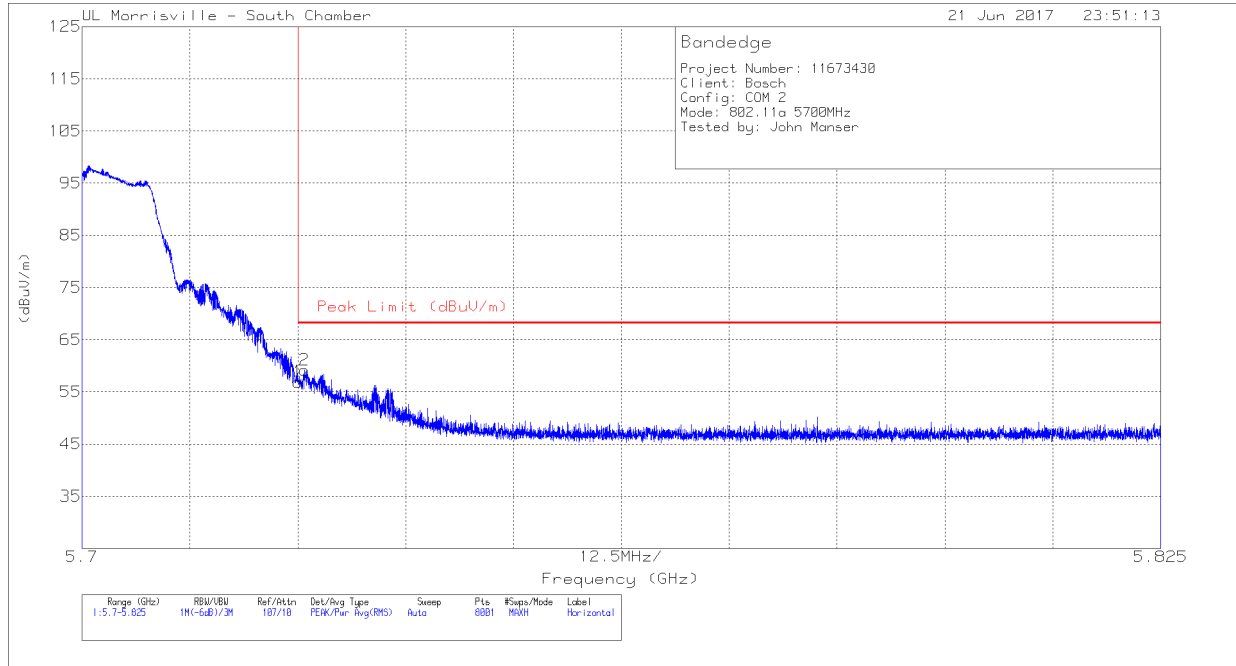
* - indicates frequency in CFR47 Pt 15 / IC RSS-Restricted Band

Pk - Peak detector

RMS - RMS detection

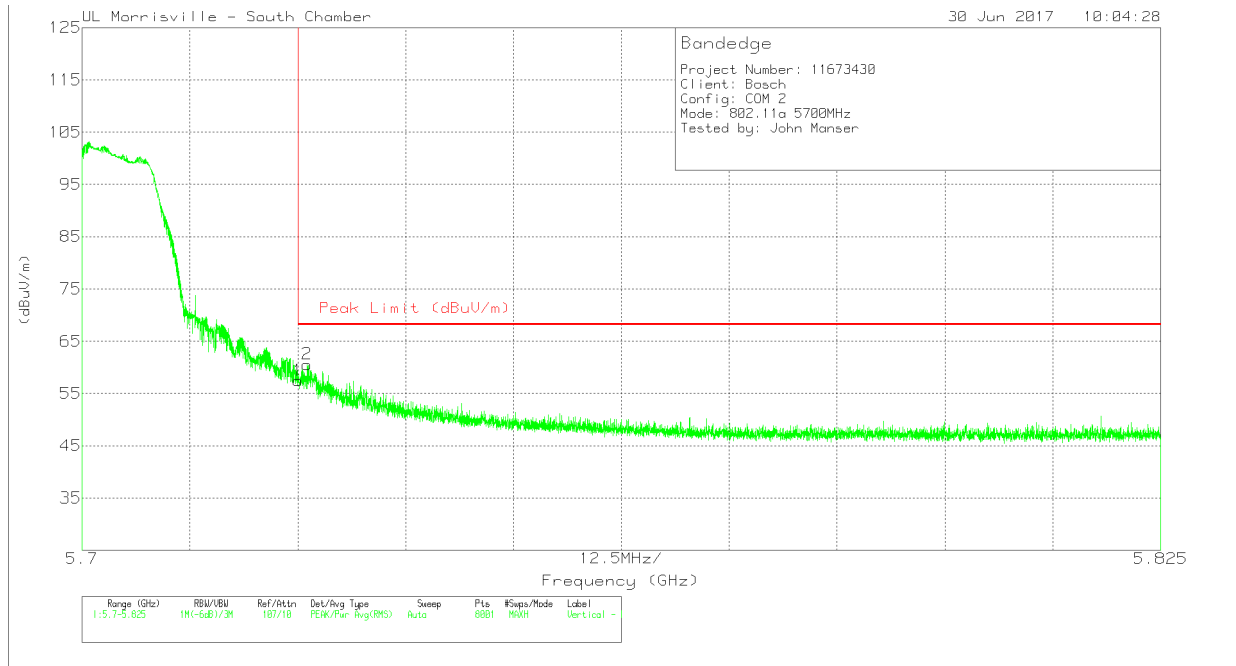
Note regarding the measurements performed where the EUT had 40% duty cycle - The HT40 Duty cycle correction (39% or 4.09 dB) was used for all 40% Duty Cycle measurements (11a/nHT20 found to be a duty cycle of 38.4% or 4.16 dB). All measurements had sufficient margin to overcome the 0.07 dB difference between the 40 MHz and 20 MHz 40% Duty Cycle Corrections.

AUTHORIZED BANDEGE (HIGH CHANNEL INTERNAL CHAIN 0)



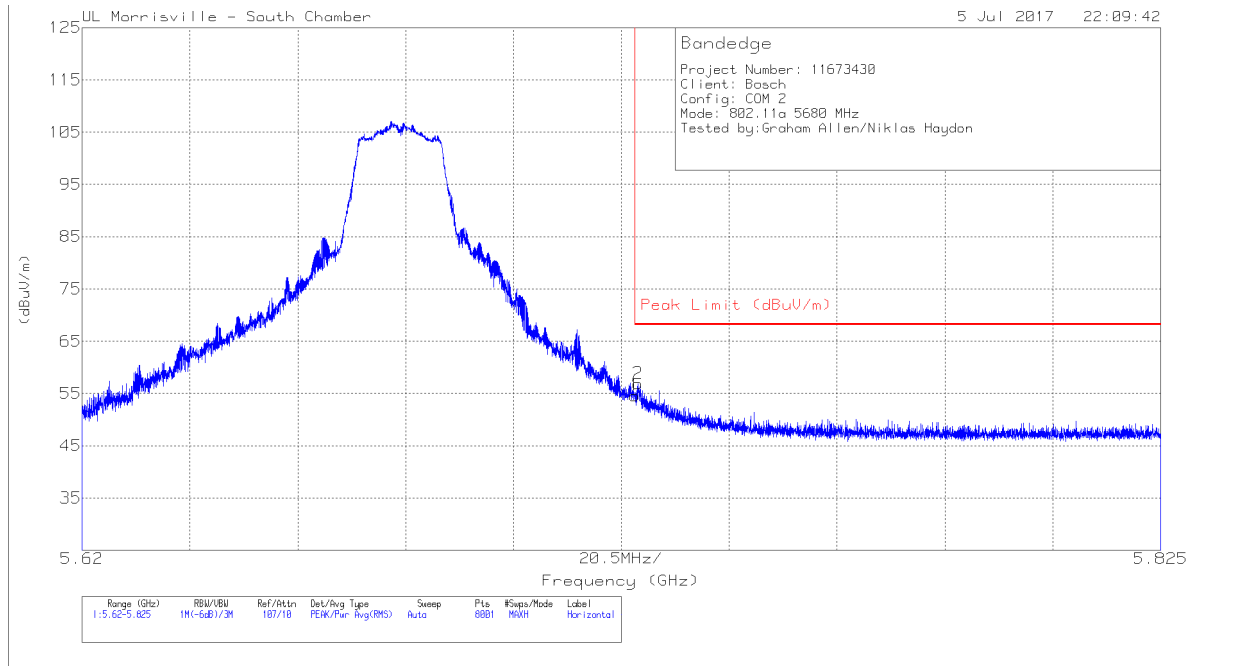
Marker	Frequency (GHz)	Meter Reading (dBuV)	Det	AT0069 AF (dB/m)	Amp/Cbl/Filtr/Pad (dB)	DC Corr (dB)	Corrected Reading (dBuV/m)	Peak Limit (dBuV/m)	PK Margin (dB)	Azimuth (Degs)	Height (cm)	Polarity
1	5.725	45.81	Pk	34.6	-23.5	0	56.91	68.2	-11.29	267	247	H
2	5.726	48.07	Pk	34.6	-23.5	0	59.17	68.2	-9.03	267	247	H

* - indicates frequency in CFR47 Pt 15 / IC RSS-Restricted Band
 Pk - Peak detector



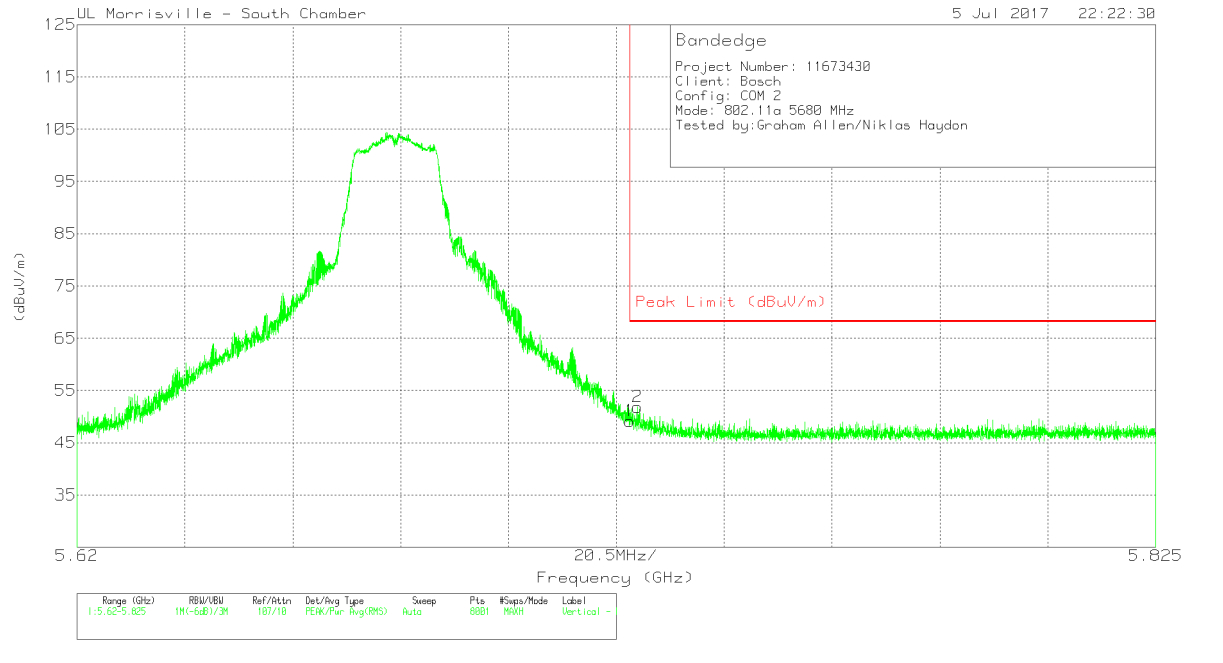
Marker	Frequency (GHz)	Meter Reading (dBuV)	Det	AT0069 AF (dB/m)	Amp/Cbl/Filtr/Pad (dB)	DC Corr (dB)	Corrected Reading (dBuV/m)	Peak Limit (dBuV/m)	PK Margin (dB)	Azimuth (Degs)	Height (cm)	Polarity
1	5.725	46.4	Pk	34.6	-23.5	0	57.5	68.2	-10.7	197	102	V
2	5.726	49.47	Pk	34.6	-23.5	0	60.57	68.2	-7.63	197	102	V

* - indicates frequency in CFR47 Pt 15 / IC RSS-Restricted Band
 Pk - Peak detector



Marker	Frequency (GHz)	Meter Reading (dBuV)	Det	AT0069 AF (dB/m)	Amp/Cbl/Filtr/Pad (dB)	DC Corr (dB)	Corrected Reading (dBuV/m)	Peak Limit (dBuV/m)	PK Margin (dB)	Azimuth (Degs)	Height (cm)	Polarity
1	5.725	43.52	Pk	34.6	-23.5	0	54.62	68.2	-13.58	109	100	H
2	5.726	45.8	Pk	34.6	-23.5	0	56.9	68.2	-11.3	109	100	H

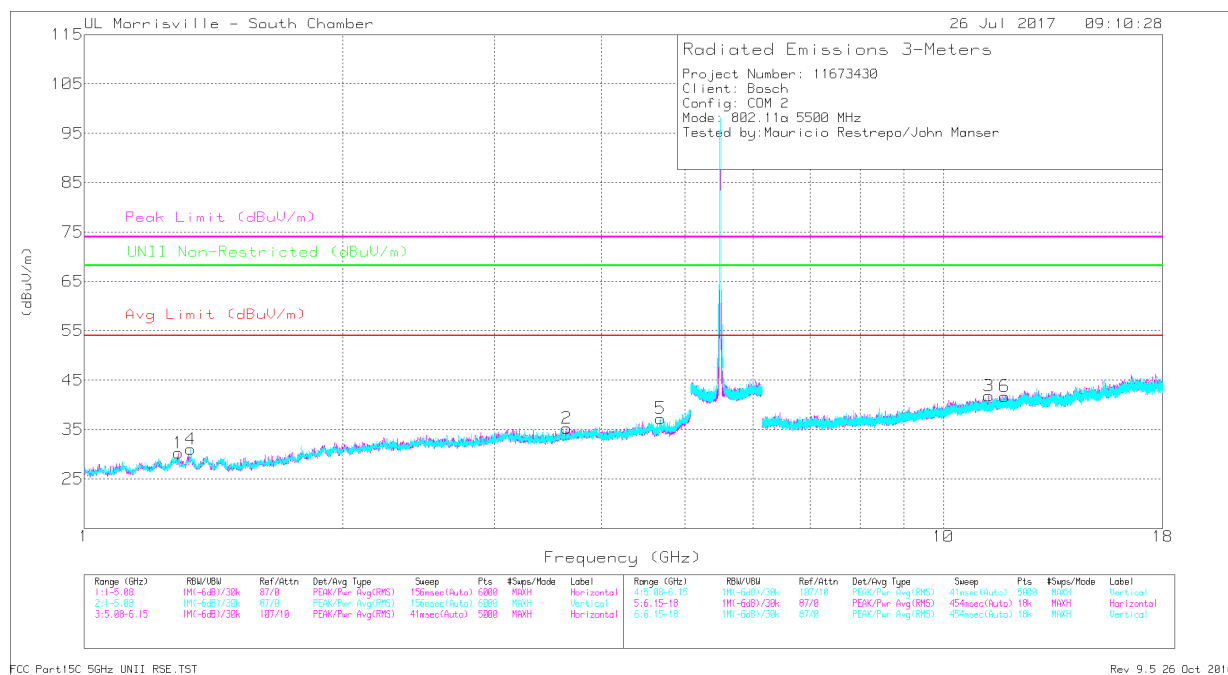
* - indicates frequency in CFR47 Pt 15 / IC RSS-Restricted Band
 Pk - Peak detector



Marker	Frequency (GHz)	Meter Reading (dBuV)	Det	AT0069 AF (dB/m)	Amp/Cbl/Filtr/Pad (dB)	DC Corr (dB)	Corrected Reading (dBuV/m)	Peak Limit (dBuV/m)	PK Margin (dB)	Azimuth (Degs)	Height (cm)	Polarity
1	5.725	38.05	Pk	34.6	-23.5	0	49.15	68.2	-19.05	18	390	V
2	5.727	40.73	Pk	34.6	-23.5	0	51.83	68.2	-16.37	18	390	V

* - indicates frequency in CFR47 Pt 15 / IC RSS-Restricted Band
 Pk - Peak detector

HARMONICS AND SPURIOUS EMISSIONS – INTERNAL CHAIN 0



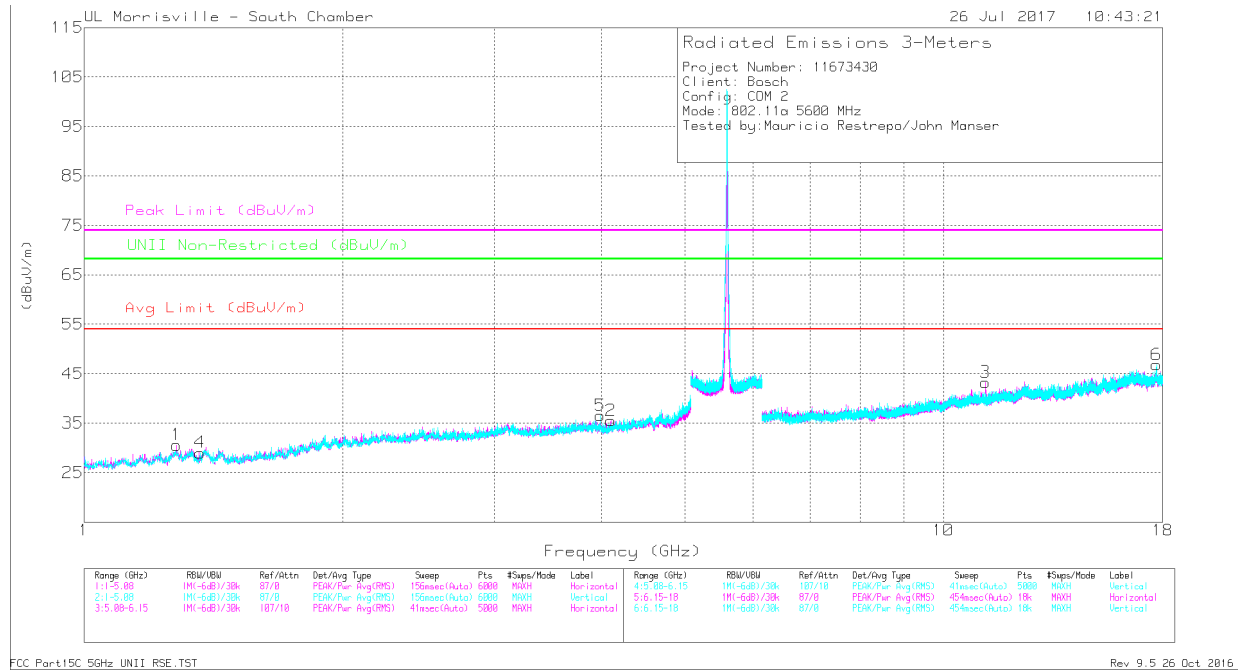
Marker	Frequency (GHz)	Meter Reading (dBuV)	Det	AT0069 AF (dB/m)	Amp/Cbl/Filtr/Pad (dB)	DC Corr (dB)	Corrected Reading (dBuV/m)	Avg Limit (dBuV/m)	Margin (dB)	Peak Limit (dBuV/m)	PK Margin (dB)	UNII Non-Restricted (dBuV/m)	PK Margin (dB)	Azimuth (Degs)	Height (cm)	Polarity
1	* 1.288	42.03	PK-U	29.1	-35.1	0	36.03	-	-	74	-37.97	-	-	65	135	H
	* 1.286	29.94	ADR	29.1	-35.1	4.09	28.03	54	-25.97	-	-	-	-	65	135	H
2	* 3.644	40.84	PK-U	33	-32.6	0	41.24	-	-	74	-32.76	-	-	153	195	H
	* 3.645	28.68	ADR	33	-32.6	4.09	33.17	54	-20.83	-	-	-	-	153	195	H
4	* 1.332	42.74	PK-U	28.7	-34.8	0	36.64	-	-	74	-37.36	-	-	35	117	V
	* 1.331	30.49	ADR	28.7	-34.8	4.09	28.48	54	-25.52	-	-	-	-	35	117	V
5	* 4.686	39.82	PK-U	34	-31.1	0	42.72	-	-	74	-31.28	-	-	61	120	V
	* 4.685	28.64	ADR	34	-31.1	4.09	35.63	54	-18.37	-	-	-	-	61	120	V
3	* 11.298	33.77	PK-U	38.1	-24.8	0	47.07	-	-	74	-26.93	-	-	200	257	H
	* 11.297	21.92	ADR	38.1	-24.8	4.09	39.31	54	-14.69	-	-	-	-	200	257	H
6	* 11.783	34.11	PK-U	38.5	-24.7	0	47.91	-	-	74	-26.09	-	-	129	227	V
	* 11.784	22.11	ADR	38.5	-24.7	4.09	40	54	-14	-	-	-	-	129	227	V

* - indicates frequency in CFR47 Pt 15 / IC RSS-Restricted Band

PK-U - U-NII: Maximum Peak

ADR - U-NII AD primary method, RMS average

Note regarding the measurements performed where the EUT had 40% duty cycle - The HT40 Duty cycle correction (39% or 4.09 dB) was used for all 40% Duty Cycle measurements (11a/nHT20 found to be a duty cycle of 38.4% or 4.16 dB). All measurements had sufficient margin to overcome the 0.07 dB difference between the 40 MHz and 20 MHz 40% Duty Cycle Corrections.



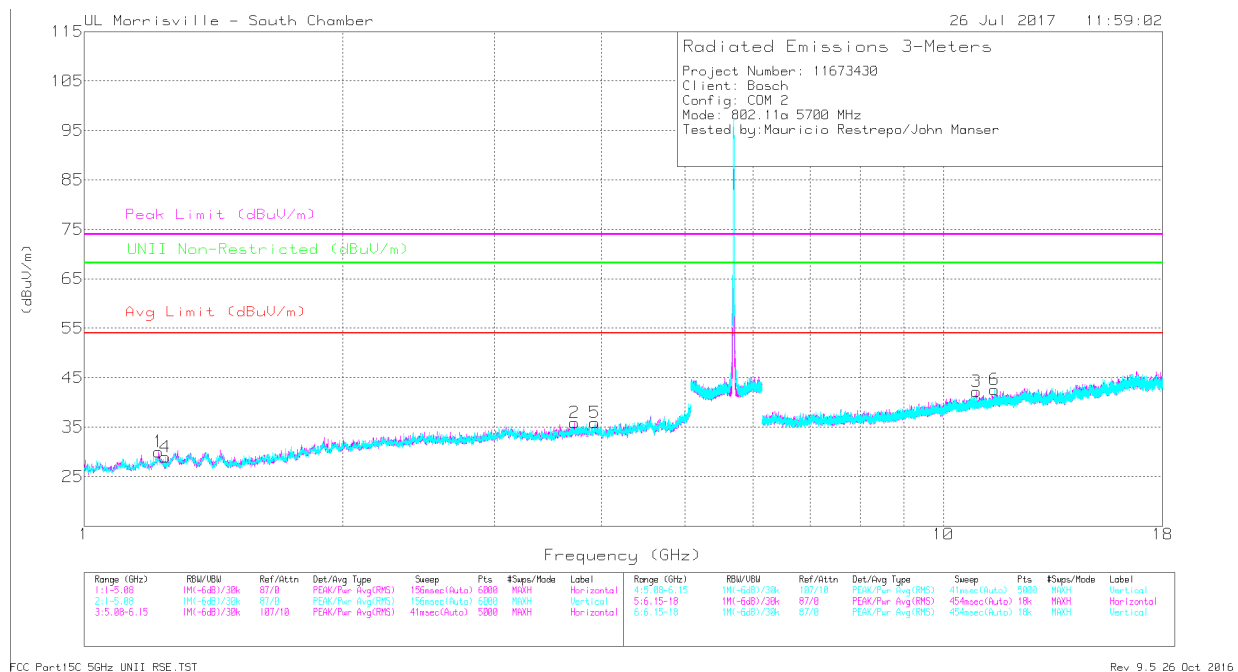
Marker	Frequency (GHz)	Meter Reading (dBuV)	Det	AT0069 AF (dB/m)	Amp/Cbl/Filtr/Pad (dB)	DC Corr (dB)	Corrected Reading (dBuV/m)	Avg Limit (dBuV/m)	Margin (dB)	Peak Limit (dBuV/m)	PK Margin (dB)	UNII Non-Restricted (dBuV/m)	PK Margin (dB)	Azimuth (Degs)	Height (cm)	Polarity
1	* 1.279	42.54	PK-U	29	-35.1	0	36.44	-	-	74	-37.56	-	-	221	251	H
	* 1.28	30.4	ADR	29	-35.1	4.09	28.39	54	-25.61	-	-	-	-	221	251	H
2	* 4.102	39.78	PK-U	33.3	-32.1	0	40.98	-	-	74	-33.02	-	-	111	242	H
	* 4.1	28.14	ADR	33.3	-32.2	4.09	33.33	54	-20.67	-	-	-	-	111	242	H
4	* 1.366	40.93	PK-U	28.8	-34.8	0	34.93	-	-	74	-39.07	-	-	241	311	V
	* 1.365	29.18	ADR	28.8	-34.8	4.09	27.27	54	-26.73	-	-	-	-	241	311	V
5	* 3.983	39.32	PK-U	33.3	-32.1	0	40.52	-	-	74	-33.48	-	-	160	365	V
	* 3.984	28.07	ADR	33.3	-32.1	4.09	33.36	54	-20.64	-	-	-	-	160	365	V
3	* 11.201	35.44	PK-U	38	-25	0	48.44	-	-	74	-25.56	-	-	341	119	H
	* 11.201	23.35	ADR	38	-25	4.09	40.44	54	-13.56	-	-	-	-	341	119	H
6	* 17.707	33.95	PK-U	40.9	-22.5	0	52.35	-	-	74	-21.65	-	-	184	116	V
	* 17.706	22.36	ADR	40.9	-22.5	4.09	44.85	54	-9.15	-	-	-	-	184	116	V

* - indicates frequency in CFR47 Pt 15 / IC RSS-Restricted Band

PK-U - U-NII: Maximum Peak

ADR - U-NII AD primary method, RMS average

Note regarding the measurements performed where the EUT had 40% duty cycle - The HT40 Duty cycle correction (39% or 4.09 dB) was used for all 40% Duty Cycle measurements (11a/nHT20 found to be a duty cycle of 38.4% or 4.16 dB). All measurements had sufficient margin to overcome the 0.07 dB difference between the 40 MHz and 20 MHz 40% Duty Cycle Corrections.



Marker	Frequency (GHz)	Meter Reading (dBuV)	Det	AT0069 AF (dB/m)	Amp/Cbl/Filtr/Pad (dB)	DC Corr (dB)	Corrected Reading (dBuV/m)	Avg Limit (dBuV/m)	Margin (dB)	Peak Limit (dBuV/m)	PK Margin (dB)	UNII Non-Restricted (dBuV/m)	PK Margin (dB)	Azimuth (Degs)	Height (cm)	Polarity
1	* 1.221	42.49	PK-U	28.3	-35.2	0	35.59	-	-	74	-38.41	-	-	137	351	H
	* 1.22	30.48	ADR	28.3	-35.2	4.09	27.67	54	-26.33	-	-	-	-	137	351	H
2	* 3.724	40.58	PK-U	33.3	-32.5	0	41.38	-	-	74	-32.62	-	-	44	226	H
	* 3.723	28.73	ADR	33.3	-32.5	4.09	33.62	54	-20.38	-	-	-	-	44	226	H
4	* 1.242	41.21	PK-U	28.5	-35.2	0	34.51	-	-	74	-39.49	-	-	97	340	V
	* 1.241	29.48	ADR	28.5	-35.2	4.09	26.87	54	-27.13	-	-	-	-	97	340	V
5	* 3.928	40.61	PK-U	33.3	-32.3	0	41.61	-	-	74	-32.39	-	-	78	399	V
	* 3.927	28.61	ADR	33.3	-32.3	4.09	33.7	54	-20.3	-	-	-	-	78	399	V
3	* 10.925	34.23	PK-U	37.9	-25.2	0	46.93	-	-	74	-27.07	-	-	121	290	H
	* 10.925	22.47	ADR	37.9	-25.2	4.09	39.26	54	-14.74	-	-	-	-	121	290	H
6	* 11.467	34.97	PK-U	38.2	-25	0	48.17	-	-	74	-25.83	-	-	138	174	V
	* 11.466	22.54	ADR	38.2	-25	4.09	39.83	54	-14.17	-	-	-	-	138	174	V

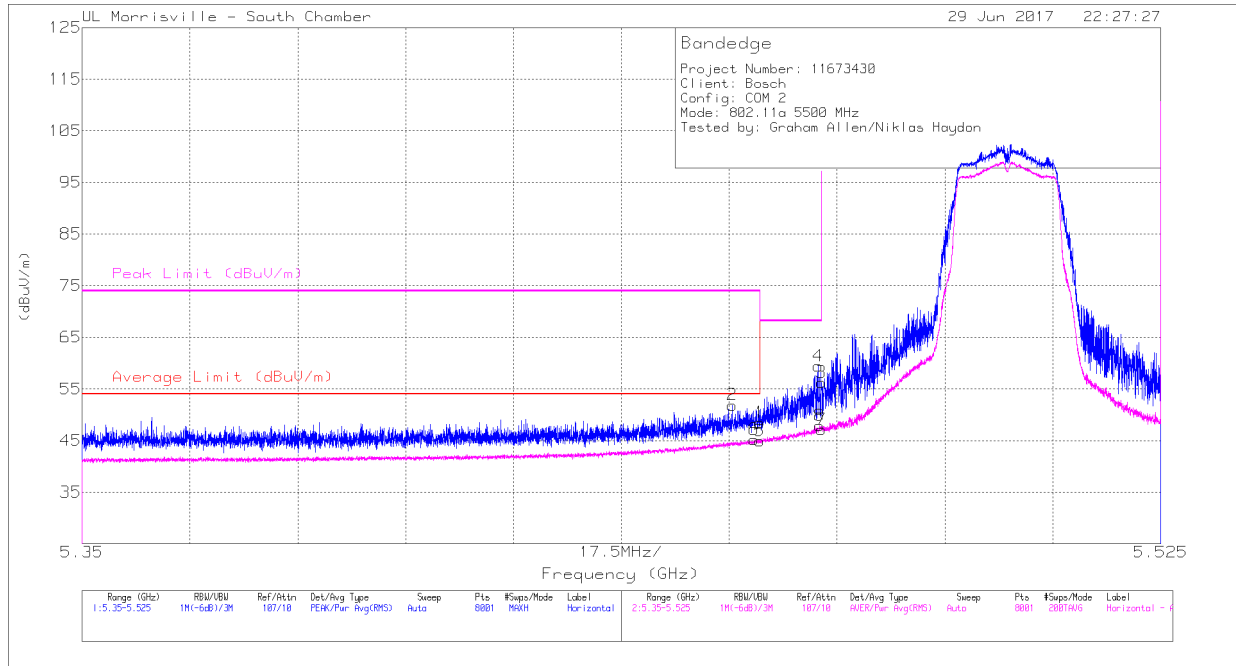
* - indicates frequency in CFR47 Pt 15 / IC RSS-Restricted Band

PK-U - U-NII: Maximum Peak

ADR - U-NII AD primary method, RMS average

Note regarding the measurements performed where the EUT had 40% duty cycle - The HT40 Duty cycle correction (39% or 4.09 dB) was used for all 40% Duty Cycle measurements (11a/nHT20 found to be a duty cycle of 38.4% or 4.16 dB). All measurements had sufficient margin to overcome the 0.07 dB difference between the 40 MHz and 20 MHz 40% Duty Cycle Corrections.

RESTRICTED BANDEDGE (LOW CHANNEL INTERNAL CHAIN 1)



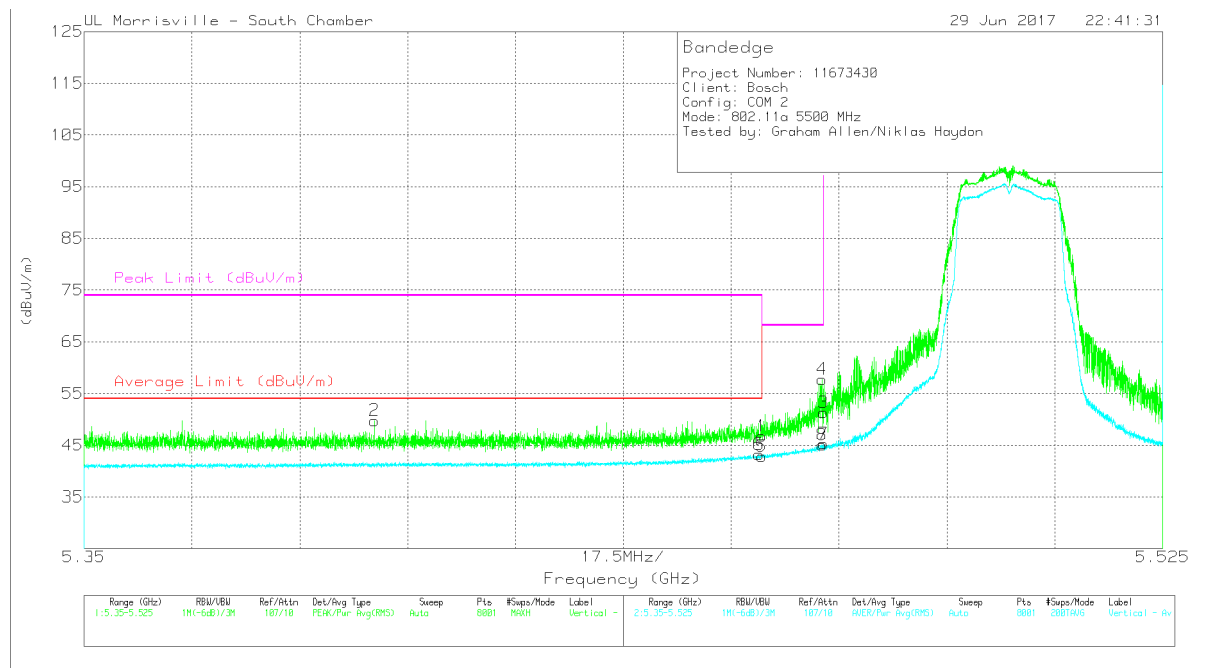
Marker	Frequency (GHz)	Meter Reading (dBuV)	Det	AT0069 AF (dB/m)	Amp/Cbl/Filtr/Pad (dB)	DC Corr (dB)	Corrected Reading (dBuV/m)	Average Limit (dBuV/m)	Margin (dB)	Peak Limit (dBuV/m)	PK Margin (dB)	Azimuth (Degs)	Height (cm)	Polarity
1	* 5.46	37.6	Pk	34.5	-23.6	0	48.5	-	-	74	-25.5	335	109	H
2	* 5.455	40.98	Pk	34.5	-23.6	0	51.88	-	-	74	-22.12	335	109	H
5	* 5.46	29.93	RMS	34.5	-23.6	4.09	44.92	54	-9.08	-	-	335	109	H
6	* 5.459	30.24	RMS	34.5	-23.6	4.09	45.23	54	-8.77	-	-	335	109	H
4	5.469	48.51	Pk	34.5	-23.6	0	59.41	-	-	68.2	-8.79	335	109	H
3	5.47	45.38	Pk	34.5	-23.6	0	56.28	-	-	68.2	-11.92	335	109	H
7	5.47	32.17	RMS	34.5	-23.6	4.09	47.16	-	-	-	-	335	109	H
8	5.47	32.88	RMS	34.5	-23.6	4.09	47.87	-	-	-	-	335	109	H

* - indicates frequency in CFR47 Pt 15 / IC RSS-Restricted Band

Pk - Peak detector

RMS - RMS detection

Note regarding the measurements performed where the EUT had 40% duty cycle - The HT40 Duty cycle correction (39% or 4.09 dB) was used for all 40% Duty Cycle measurements (11a/nHT20 found to be a duty cycle of 38.4% or 4.16 dB). All measurements had sufficient margin to overcome the 0.07 dB difference between the 40 MHz and 20 MHz 40% Duty Cycle Corrections.



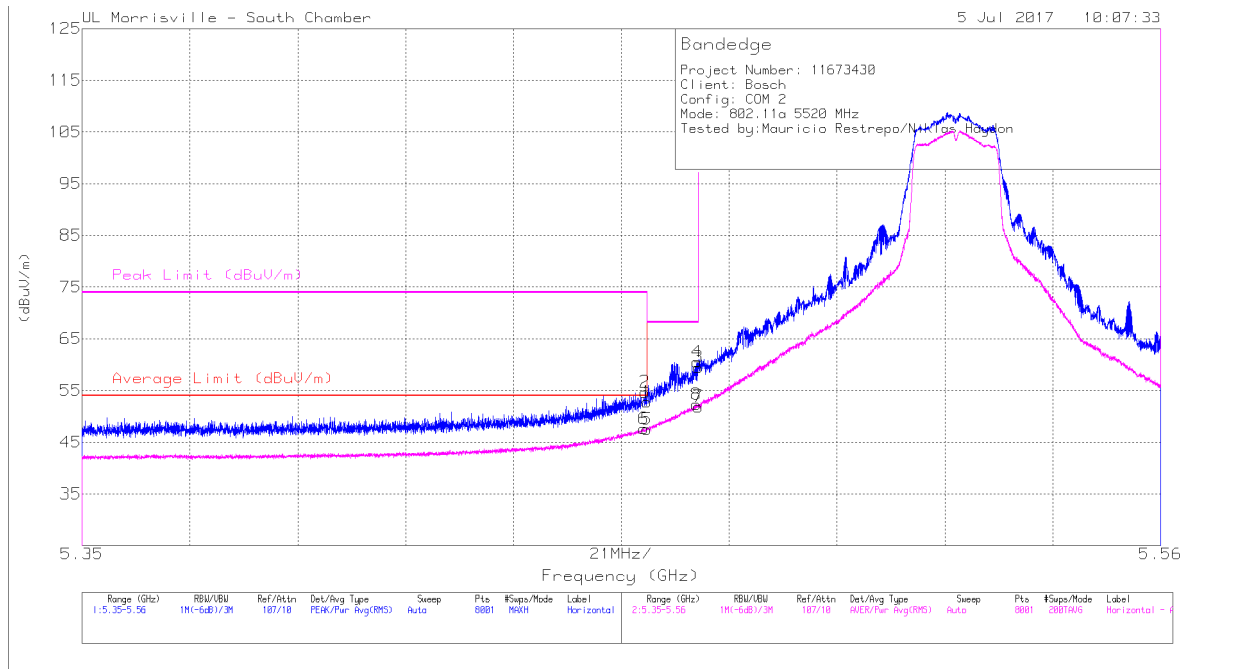
Marker	Frequency (GHz)	Meter Reading (dBuV)	Det	AT0069 AF (dB/m)	Amp/Cbl/Filtr/Pad (dB)	DC Corr (dB)	Corrected Reading (dBuV/m)	Average Limit (dBuV/m)	Margin (dB)	Peak Limit (dBuV/m)	PK Margin (dB)	Azimuth (Degs)	Height (cm)	Polarity
1	* 5.46	35.87	PK	34.5	-23.6	0	46.77	-	-	74	-27.23	286	375	V
2	* 5.397	38.67	PK	34.4	-23.3	0	49.77	-	-	74	-24.23	286	375	V
5	* 5.46	27.82	RMS	34.5	-23.6	4.09	42.81	54	-11.19	-	-	286	375	V
6	* 5.459	28.27	RMS	34.5	-23.6	4.09	43.26	54	-10.74	-	-	286	375	V
3	5.47	40.44	PK	34.5	-23.6	0	51.34	-	-	68.2	-16.86	286	375	V
4	5.47	46.85	PK	34.5	-23.6	0	57.75	-	-	68.2	-10.45	286	375	V
7	5.47	30.32	RMS	34.5	-23.6	4.09	45.31	-	-	-	-	286	375	V
8	5.47	30.05	RMS	34.5	-23.6	4.09	45.04	-	-	-	-	286	375	V

* - indicates frequency in CFR47 Pt 15 / IC RSS-Restricted Band

Pk - Peak detector

RMS - RMS detection

Note regarding the measurements performed where the EUT had 40% duty cycle - The HT40 Duty cycle correction (39% or 4.09 dB) was used for all 40% Duty Cycle measurements (11a/nHT20 found to be a duty cycle of 38.4% or 4.16 dB). All measurements had sufficient margin to overcome the 0.07 dB difference between the 40 MHz and 20 MHz 40% Duty Cycle Corrections.



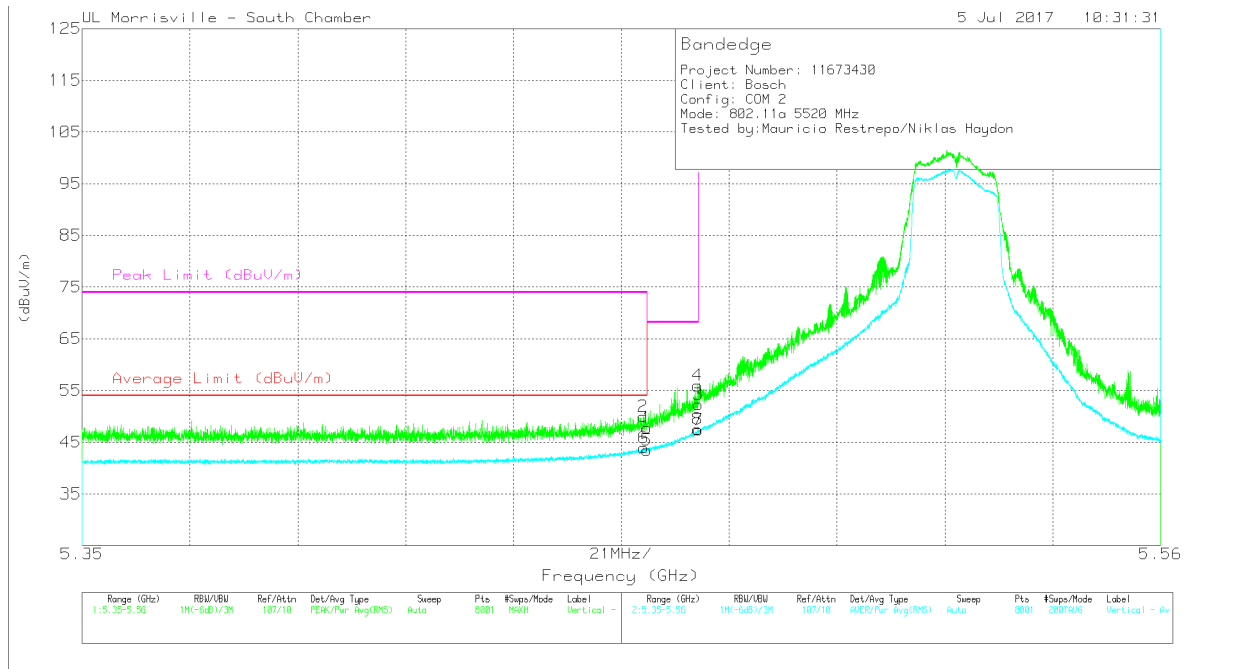
Marker	Frequency (GHz)	Meter Reading (dBuV)	Det	AT0069 AF (dB/m)	Amp/Cbl/Filtr/Pad (dB)	DC Corr (dB)	Corrected Reading (dBuV/m)	Average Limit (dBuV/m)	Margin (dB)	Peak Limit (dBuV/m)	PK Margin (dB)	Azimuth (Degs)	Height (cm)	Polarity
1	* 5.46	41.93	Pk	34.5	-23.6	0	52.83	-	-	74	-21.17	344	122	H
2	* 5.46	43.78	Pk	34.5	-23.6	0	54.68	-	-	74	-19.32	344	122	H
5	* 5.46	32.49	RMS	34.5	-23.6	4.09	47.48	54	-6.52	-	-	344	122	H
6	* 5.459	32.64	RMS	34.5	-23.6	4.09	47.63	54	-6.37	-	-	344	122	H
3	5.47	48.6	Pk	34.5	-23.6	0	59.5	-	-	68.2	-8.7	344	122	H
4	5.47	49.63	Pk	34.5	-23.6	0	60.53	-	-	68.2	-7.67	344	122	H
7	5.47	36.88	RMS	34.5	-23.6	4.09	51.87	-	-	-	-	344	122	H
8	5.47	37.28	RMS	34.5	-23.6	4.09	52.27	-	-	-	-	344	122	H

* - indicates frequency in CFR47 Pt 15 / IC RSS-Restricted Band

Pk - Peak detector

RMS - RMS detection

Note regarding the measurements performed where the EUT had 40% duty cycle - The HT40 Duty cycle correction (39% or 4.09 dB) was used for all 40% Duty Cycle measurements (11a/nHT20 found to be a duty cycle of 38.4% or 4.16 dB). All measurements had sufficient margin to overcome the 0.07 dB difference between the 40 MHz and 20 MHz 40% Duty Cycle Corrections.



Marker	Frequency (GHz)	Meter Reading (dBuV)	Det	AT0069 AF (dB/m)	Amp/Cbl/Filtr/Pad (dB)	DC Corr (dB)	Corrected Reading (dBuV/m)	Average Limit (dBuV/m)	Margin (dB)	Peak Limit (dBuV/m)	PK Margin (dB)	Azimuth (Degs)	Height (cm)	Polarity
1	* 5.46	36.86	Pk	34.5	-23.6	0	47.76	-	-	74	-26.24	297	378	V
2	* 5.459	39.09	Pk	34.5	-23.6	0	49.99	-	-	74	-24.01	297	378	V
5	* 5.46	28.48	RMS	34.5	-23.6	4.09	43.47	54	-10.53	-	-	297	378	V
6	* 5.459	28.98	RMS	34.5	-23.6	4.09	43.97	54	-10.03	-	-	297	378	V
3	5.47	41.41	Pk	34.5	-23.6	0	52.31	-	-	68.2	-15.89	297	378	V
4	5.47	45.05	Pk	34.5	-23.6	0	55.95	-	-	68.2	-12.25	297	378	V
7	5.47	32.39	RMS	34.5	-23.6	4.09	47.38	-	-	-	-	297	378	V
8	5.47	32.53	RMS	34.5	-23.6	4.09	47.52	-	-	-	-	297	378	V

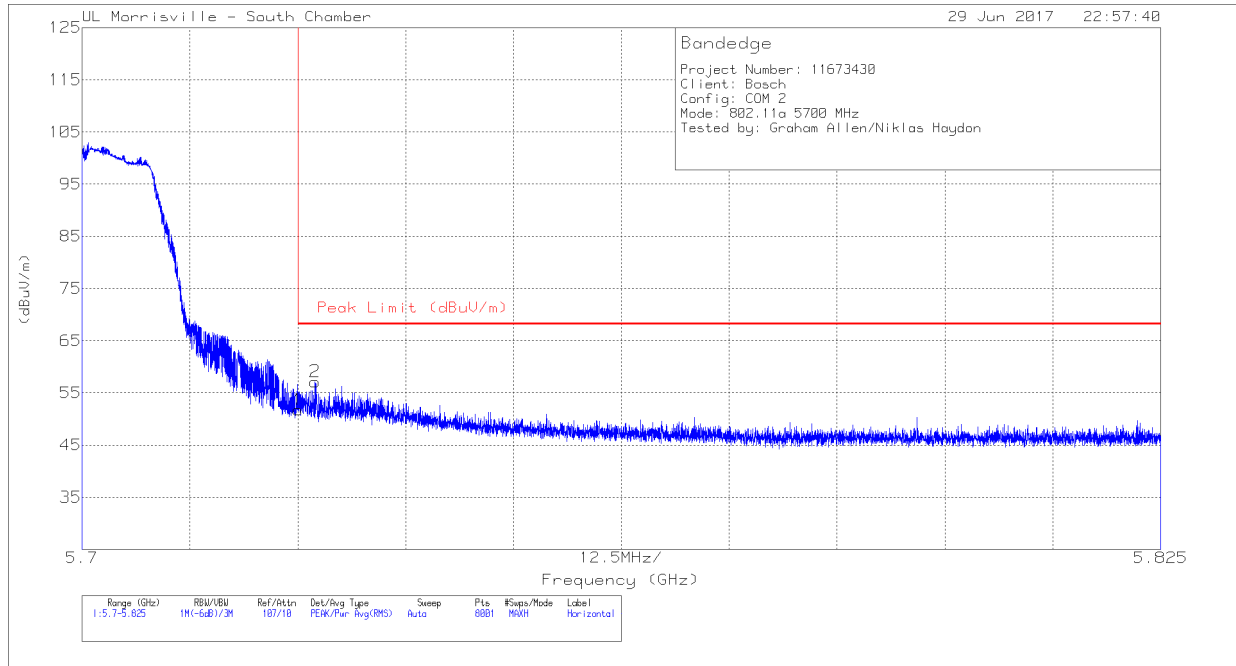
* - indicates frequency in CFR47 Pt 15 / IC RSS-Restricted Band

Pk - Peak detector

RMS - RMS detection

Note regarding the measurements performed where the EUT had 40% duty cycle - The HT40 Duty cycle correction (39% or 4.09 dB) was used for all 40% Duty Cycle measurements (11a/nHT20 found to be a duty cycle of 38.4% or 4.16 dB). All measurements had sufficient margin to overcome the 0.07 dB difference between the 40 MHz and 20 MHz 40% Duty Cycle Corrections.

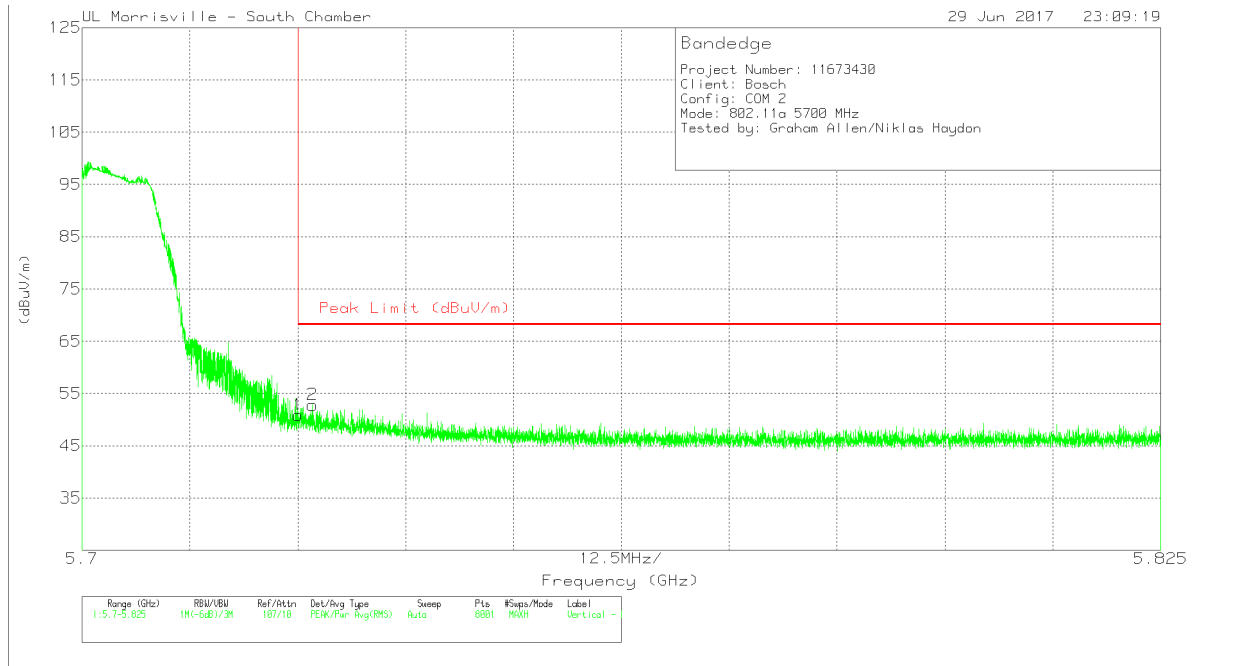
AUTHORIZED BANDEDGE (HIGH CHANNEL INTERNAL CHAIN 1)



Marker	Frequency (GHz)	Meter Reading (dBuV)	Det	AT0069 AF (dB/m)	Amp/Cbl/Filtr/Pad (dB)	DC Corr (dB)	Corrected Reading (dBuV/m)	Peak Limit (dBuV/m)	PK Margin (dB)	Azimuth (Degs)	Height (cm)	Polarity
1	5.725	40.67	Pk	34.6	-23.5	0	51.77	68.2	-16.43	339	140	H
2	5.727	46.05	Pk	34.6	-23.5	0	57.15	68.2	-11.05	339	140	H

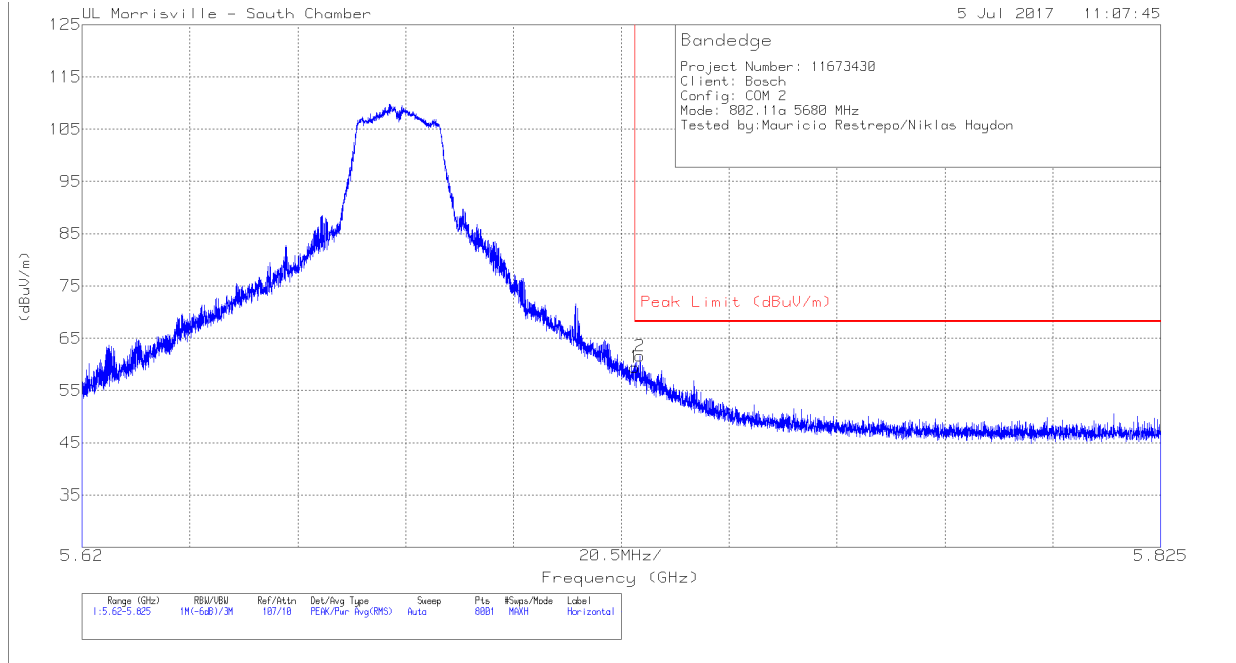
* - indicates frequency in CFR47 Pt 15 / IC RSS-Restricted Band

Pk - Peak detector



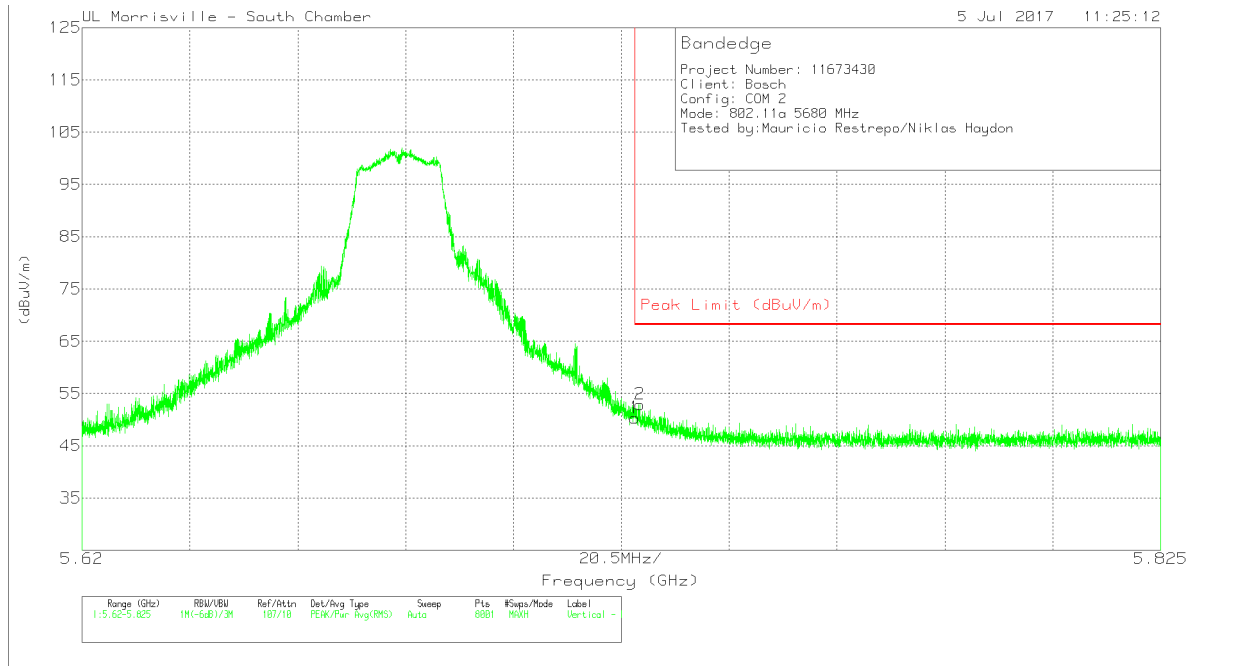
Marker	Frequency (GHz)	Meter Reading (dBuV)	Det	AT0069 AF (dB/m)	Amp/Cbl/Filtr/Pad (dB)	DC Corr (dB)	Corrected Reading (dBuV/m)	Peak Limit (dBuV/m)	PK Margin (dB)	Azimuth (Degs)	Height (cm)	Polarity
1	5.725	39.76	Pk	34.6	-23.5	0	50.86	68.2	-17.34	282	361	V
2	5.727	41.7	Pk	34.6	-23.5	0	52.8	68.2	-15.4	282	361	V

* - indicates frequency in CFR47 Pt 15 / IC RSS-Restricted Band
 Pk - Peak detector



Marker	Frequency (GHz)	Meter Reading (dBuV)	Det	AT0069 AF (dB/m)	Amp/Cbl/Filtr/Pad (dB)	DC Corr (dB)	Corrected Reading (dBuV/m)	Peak Limit (dBuV/m)	PK Margin (dB)	Azimuth (Degs)	Height (cm)	Polarity
1	5.725	48.37	Pk	34.6	-23.5	0	59.47	68.2	-8.73	349	100	H
2	5.726	50.47	Pk	34.6	-23.5	0	61.57	68.2	-6.63	349	100	H

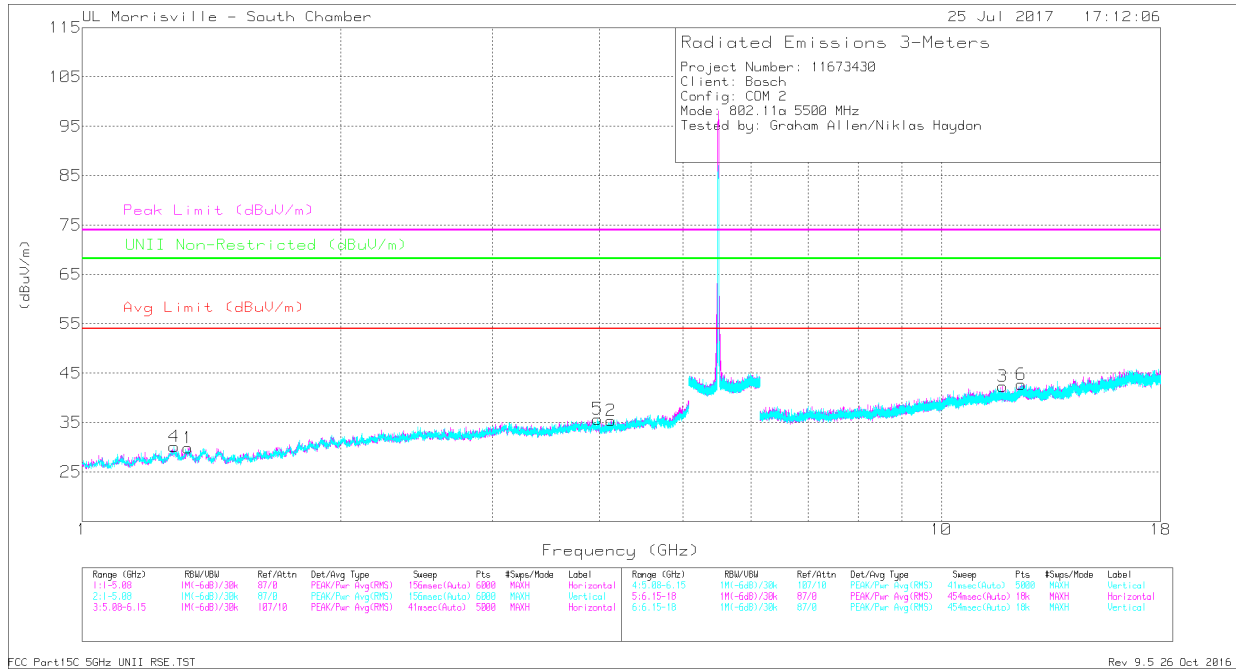
* - indicates frequency in CFR47 Pt 15 / IC RSS-Restricted Band
 Pk - Peak detector



Marker	Frequency (GHz)	Meter Reading (dBuV)	Det	AT0069 AF (dB/m)	Amp/Cbl/Filtr/Pad (dB)	DC Corr (dB)	Corrected Reading (dBuV/m)	Peak Limit (dBuV/m)	PK Margin (dB)	Azimuth (Degs)	Height (cm)	Polarity
1	5.725	39.24	Pk	34.6	-23.5	0	50.34	68.2	-17.86	277	365	V
2	5.726	41.81	Pk	34.6	-23.5	0	52.91	68.2	-15.29	277	365	V

* - indicates frequency in CFR47 Pt 15 / IC RSS-Restricted Band
 Pk - Peak detector

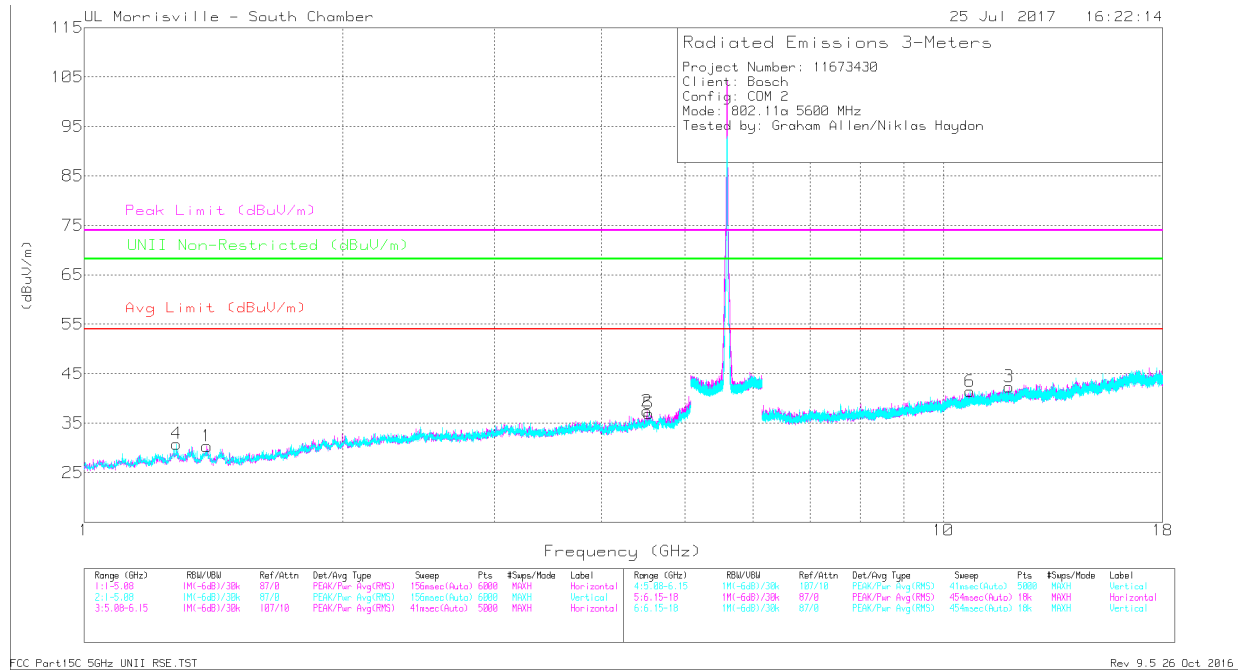
HARMONICS AND SPURIOUS EMISSIONS – INTERNAL CHAIN 1



Marker	Frequency (GHz)	Meter Reading (dBuV)	Det	AT0069 AF (dB/m)	Amp/Cbl/Filtr/Pad (dB)	DC Corr (dB)	Corrected Reading (dBuV/m)	Avg Limit (dBuV/m)	Margin (dB)	Peak Limit (dBuV/m)	PK Margin (dB)	UNII Non-Restricted (dBuV/m)	PK Margin (dB)	Azimuth (Degs)	Height (cm)	Polarity
1	* 1.33	43.35	PK-U	28.8	-34.8	0	37.35	-	-	74	-36.65	-	-	45	192	H
	* 1.33	30.46	ADR	28.8	-34.8	4.09	28.55	54	-25.45	-	-	-	-	45	192	H
2	* 4.13	39.47	PK-U	33.3	-31.7	0	41.07	-	-	74	-32.93	-	-	355	262	H
	* 4.125	27.63	ADR	33.3	-31.8	4.09	33.22	54	-20.78	-	-	-	-	355	262	H
4	* 1.277	42.94	PK-U	29	-35.1	0	36.84	-	-	74	-37.16	-	-	5	172	V
	* 1.277	30.44	ADR	29	-35.1	4.09	28.43	54	-25.57	-	-	-	-	5	172	V
5	* 3.982	40.38	PK-U	33.3	-32	0	41.68	-	-	74	-32.32	-	-	94	199	V
	* 3.982	28.15	ADR	33.3	-32	4.09	33.54	54	-20.46	-	-	-	-	94	199	V
3	* 11.792	34.2	PK-U	38.6	-24.8	0	48	-	-	74	-26	-	-	240	325	H
	* 11.792	22.3	ADR	38.6	-24.8	4.09	40.19	54	-13.81	-	-	-	-	240	325	H
6	* 12.388	34.2	PK-U	38.9	-24.4	0	48.7	-	-	74	-25.3	-	-	62	382	V
	* 12.389	22.38	ADR	38.9	-24.4	4.09	40.97	54	-13.03	-	-	-	-	62	382	V

* - indicates frequency in CFR47 Pt 15 / IC RSS-Restricted Band
 PK-U - U-NII: Maximum Peak
 ADR - U-NII AD primary method, RMS average

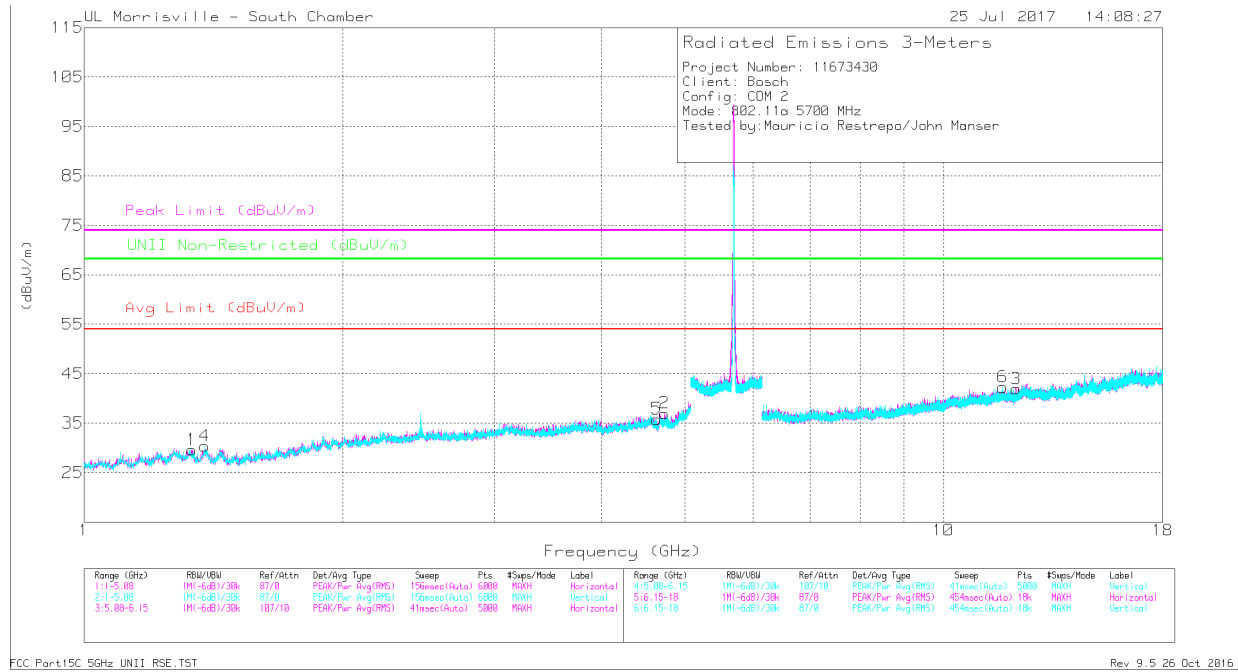
Note regarding the measurements performed where the EUT had 40% duty cycle - The HT40 Duty cycle correction (39% or 4.09 dB) was used for all 40% Duty Cycle measurements (11a/nHT20 found to be a duty cycle of 38.4% or 4.16 dB). All measurements had sufficient margin to overcome the 0.07 dB difference between the 40 MHz and 20 MHz 40% Duty Cycle Corrections.



Marker	Frequency (GHz)	Meter Reading (dBuV)	Det	AT0069 AF (dB/m)	Amp/Cbl/Filtr/Pad (dB)	DC Corr (dB)	Corrected Reading (dBuV/m)	Avg Limit (dBuV/m)	Margin (dB)	Peak Limit (dBuV/m)	PK Margin (dB)	UNII Non-Restricted (dBuV/m)	PK Margin (dB)	Azimuth (Degs)	Height (cm)	Polarity
1	* 1.391	42.79	PK-U	28.8	-34.8	0	36.79	-	-	74	-37.21	-	-	263	198	H
	* 1.391	30.23	ADR	28.8	-34.8	4.09	28.32	54	-25.68	-	-	-	-	263	198	H
2	* 4.525	40.88	PK-U	33.9	-32.3	0	42.48	-	-	74	-31.52	-	-	271	169	H
	* 4.524	28.8	ADR	33.9	-32.3	4.09	34.49	54	-19.51	-	-	-	-	271	169	H
4	* 1.282	43.2	PK-U	29	-35.1	0	37.1	-	-	74	-36.9	-	-	282	276	V
	* 1.282	30.04	ADR	29	-35.1	4.09	28.03	54	-25.97	-	-	-	-	282	276	V
5	* 4.541	40.69	PK-U	33.9	-32.2	0	42.39	-	-	74	-31.61	-	-	205	177	V
	* 4.541	28.69	ADR	33.9	-32.2	4.09	34.48	54	-19.52	-	-	-	-	205	177	V
3	* 11.925	35.63	PK-U	38.7	-25.1	0	49.23	-	-	74	-24.77	-	-	151	227	H
	* 11.925	22.34	ADR	38.7	-25.1	4.09	40.03	54	-13.97	-	-	-	-	151	227	H
6	* 10.736	35.27	PK-U	37.9	-25.2	0	47.97	-	-	74	-26.03	-	-	40	205	V
	* 10.736	22.26	ADR	37.9	-25.2	4.09	39.05	54	-14.95	-	-	-	-	40	205	V

* - indicates frequency in CFR47 Pt 15 / IC RSS-Restricted Band
 PK-U - U-NII: Maximum Peak
 ADR - U-NII AD primary method, RMS average

Note regarding the measurements performed where the EUT had 40% duty cycle - The HT40 Duty cycle correction (39% or 4.09 dB) was used for all 40% Duty Cycle measurements (11a/nHT20 found to be a duty cycle of 38.4% or 4.16 dB). All measurements had sufficient margin to overcome the 0.07 dB difference between the 40 MHz and 20 MHz 40% Duty Cycle Corrections.



Marker	Frequency (GHz)	Meter Reading (dBuV)	Det	AT0069 AF (dB/m)	Amp/Cbl/Filtr/Pad (dB)	DC Corr (dB)	Corrected Reading (dBuV/m)	Avg Limit (dBuV/m)	Margin (dB)	Peak Limit (dBuV/m)	PK Margin (dB)	UNII Non-Restricted (dBuV/m)	PK Margin (dB)	Azimuth (Degs)	Height (cm)	Polarity
1	* 1.337	42.43	PK-U	28.7	-34.8	0	36.33	-	-	74	-37.67	-	-	106	265	H
	* 1.333	30.34	ADR	28.7	-34.8	4.09	28.33	54	-25.67	-	-	-	-	106	265	H
2	* 4.733	39.93	PK-U	34	-31.5	0	42.43	-	-	74	-31.57	-	-	352	206	H
	* 4.734	28.16	ADR	34	-31.5	4.09	34.75	54	-19.25	-	-	-	-	352	206	H
4	* 1.383	42.28	PK-U	28.9	-34.8	0	36.38	-	-	74	-37.62	-	-	97	268	V
	* 1.383	30.41	ADR	28.9	-34.8	4.09	28.6	54	-25.4	-	-	-	-	97	268	V
5	* 4.636	39.75	PK-U	34	-31.4	0	42.35	-	-	74	-31.65	-	-	223	337	V
	* 4.639	27.47	ADR	34	-31.3	4.09	34.26	54	-19.74	-	-	-	-	223	337	V
3	* 12.158	33.69	PK-U	38.8	-25.4	0	47.09	-	-	74	-26.91	-	-	246	197	H
	* 12.16	22.65	ADR	38.8	-25.4	4.09	40.14	54	-13.86	-	-	-	-	246	197	H
6	* 11.732	33.94	PK-U	38.5	-24.7	0	47.74	-	-	74	-26.26	-	-	346	166	V
	* 11.731	22.18	ADR	38.5	-24.7	4.09	40.07	54	-13.93	-	-	-	-	346	166	V

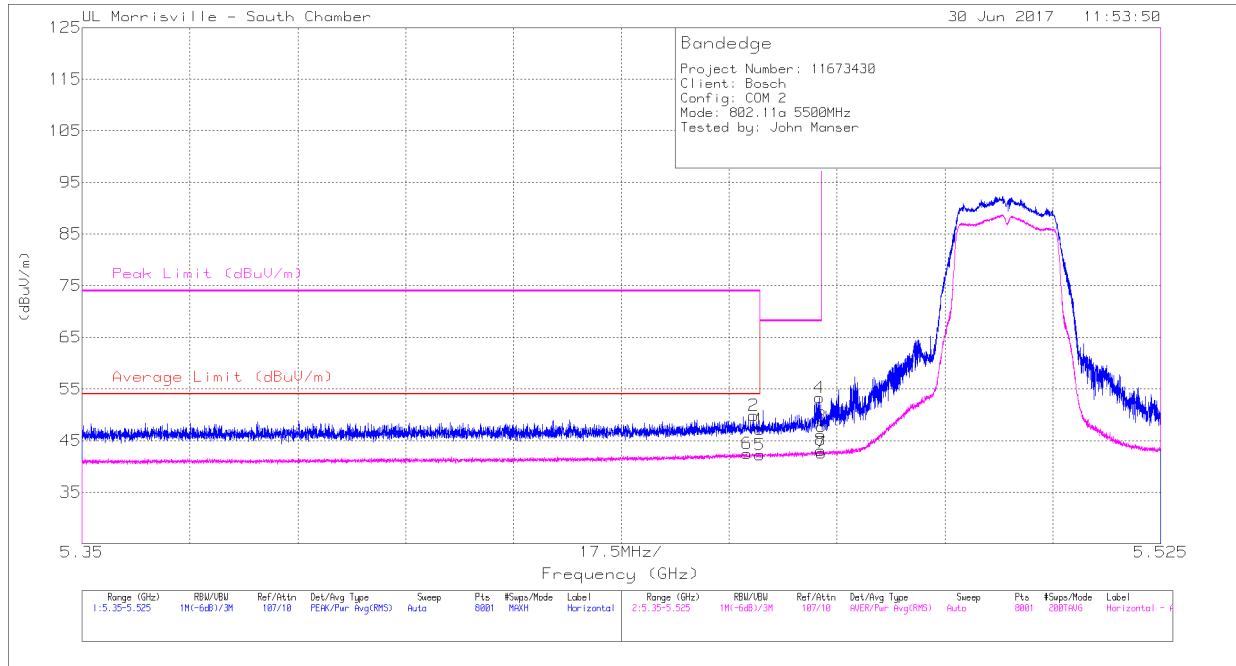
* - indicates frequency in CFR47 Pt 15 / IC RSS-Restricted Band

PK-U - U-NII: Maximum Peak

ADR - U-NII AD primary method, RMS average

Note regarding the measurements performed where the EUT had 40% duty cycle - The HT40 Duty cycle correction (39% or 4.09 dB) was used for all 40% Duty Cycle measurements (11a/nHT20 found to be a duty cycle of 38.4% or 4.16 dB). All measurements had sufficient margin to overcome the 0.07 dB difference between the 40 MHz and 20 MHz 40% Duty Cycle Corrections.

RESTRICTED BANDEGE (LOW CHANNEL EXTERNAL CHAIN 0)



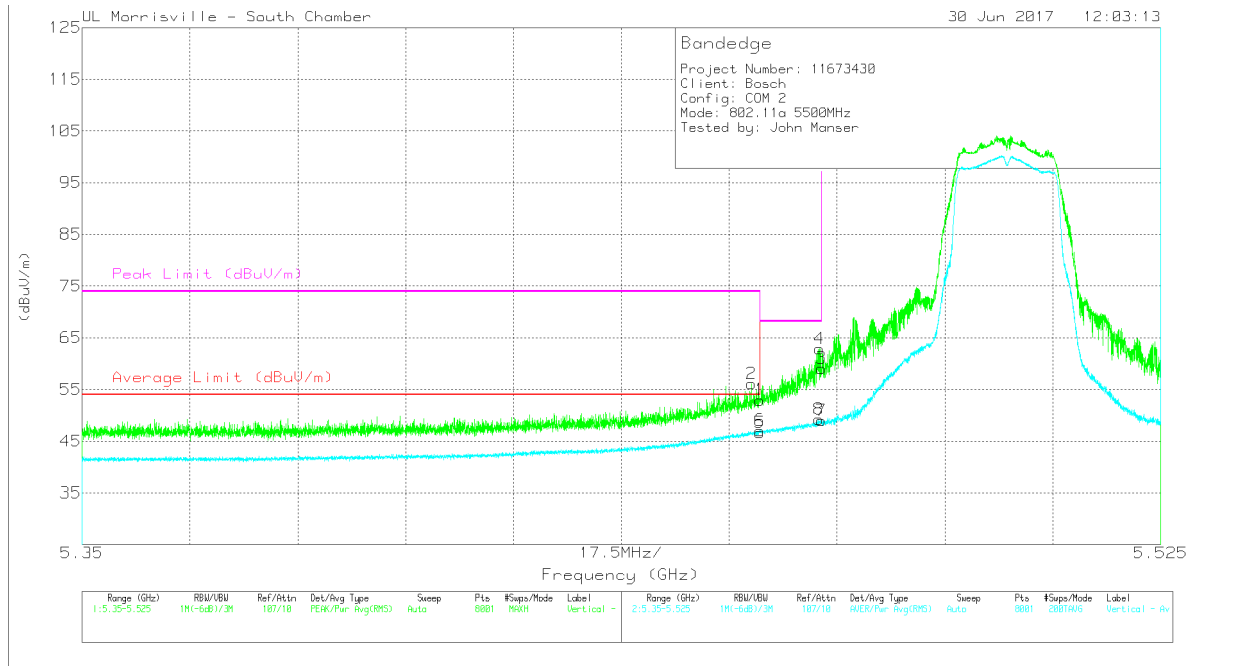
Marker	Frequency (GHz)	Meter Reading (dBuV)	Det	AT0069 AF (dB/m)	Amp/Cbl/Filtr/Pad (dB)	DC Corr (dB)	Corrected Reading (dBuV/m)	Average Limit (dBuV/m)	Margin (dB)	Peak Limit (dBuV/m)	PK Margin (dB)	Azimuth (Degs)	Height (cm)	Polarity
1	* 5.46	36.26	Pk	34.5	-23.6	0	47.16	-	-	74	-26.84	95	116	H
2	* 5.459	38.94	Pk	34.5	-23.6	0	49.84	-	-	74	-24.16	95	116	H
5	* 5.46	27.27	RMS	34.5	-23.6	4.09	42.26	54	-11.74	-	-	95	116	H
6	* 5.458	27.49	RMS	34.5	-23.6	4.09	42.48	54	-11.52	-	-	95	116	H
3	5.47	36.87	Pk	34.5	-23.6	0	47.77	-	-	68.2	-20.43	95	116	H
4	5.47	42.38	Pk	34.5	-23.6	0	53.28	-	-	68.2	-14.92	95	116	H
7	5.47	27.63	RMS	34.5	-23.6	4.09	42.62	-	-	-	-	95	116	H
8	5.47	28.15	RMS	34.5	-23.6	4.09	43.14	-	-	-	-	95	116	H

* - indicates frequency in CFR47 Pt 15 / IC RSS-Restricted Band

Pk - Peak detector

RMS - RMS detection

Note regarding the measurements performed where the EUT had 40% duty cycle - The HT40 Duty cycle correction (39% or 4.09 dB) was used for all 40% Duty Cycle measurements (11a/nHT20 found to be a duty cycle of 38.4% or 4.16 dB). All measurements had sufficient margin to overcome the 0.07 dB difference between the 40 MHz and 20 MHz 40% Duty Cycle Corrections.



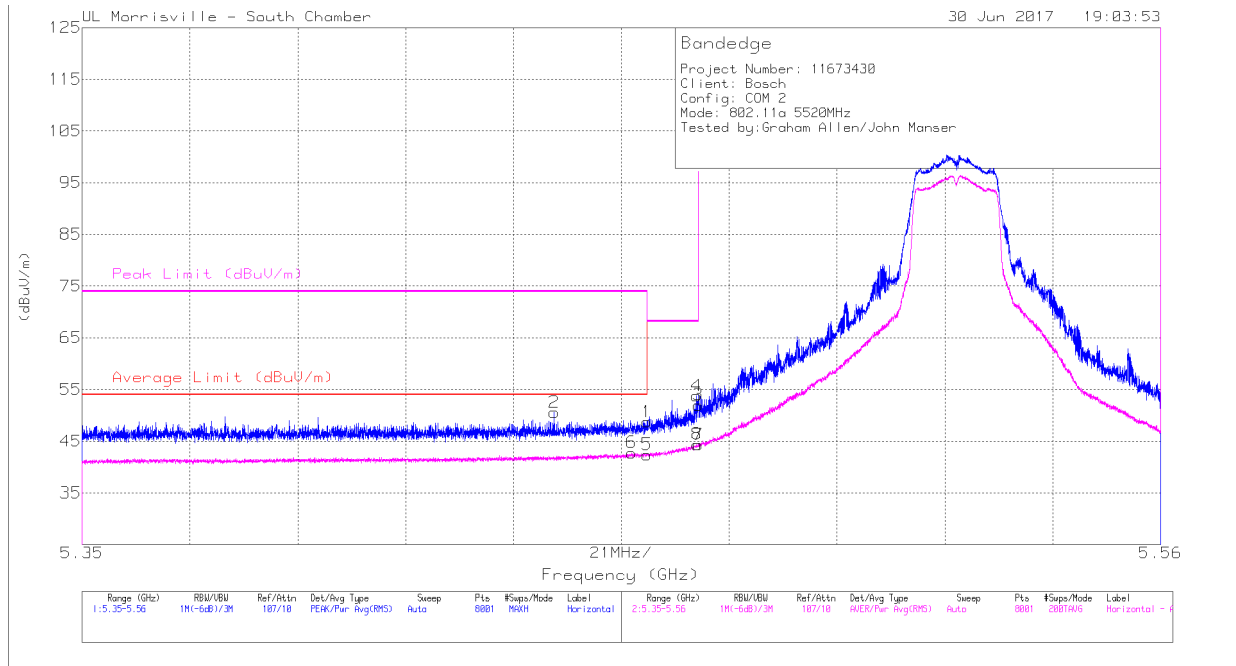
Marker	Frequency (GHz)	Meter Reading (dBuV)	Det	AT0069 AF (dB/m)	Amp/Cbl/Filtr/Pad (dB)	DC Corr (dB)	Corrected Reading (dBuV/m)	Average Limit (dBuV/m)	Margin (dB)	Peak Limit (dBuV/m)	PK Margin (dB)	Azimuth (Degs)	Height (cm)	Polarity
1	* 5.46	42.07	Pk	34.5	-23.6	0	52.97	-	-	74	-21.03	227	105	V
2	* 5.459	45.19	Pk	34.5	-23.6	0	56.09	-	-	74	-17.91	227	105	V
5	* 5.46	31.64	RMS	34.5	-23.6	4.09	46.63	54	-7.37	-	-	227	105	V
6	* 5.46	32.07	RMS	34.5	-23.6	4.09	47.06	54	-6.94	-	-	227	105	V
8	5.469	34.21	RMS	34.5	-23.6	4.09	49.2	-	-	-	-	227	105	V
3	5.47	48.22	Pk	34.5	-23.6	0	59.12	-	-	68.2	-9.08	227	105	V
4	5.47	52	Pk	34.5	-23.6	0	62.9	-	-	68.2	-5.3	227	105	V
7	5.47	33.96	RMS	34.5	-23.6	4.09	48.95	-	-	-	-	227	105	V

* - indicates frequency in CFR47 Pt 15 / IC RSS-Restricted Band

Pk - Peak detector

RMS - RMS detection

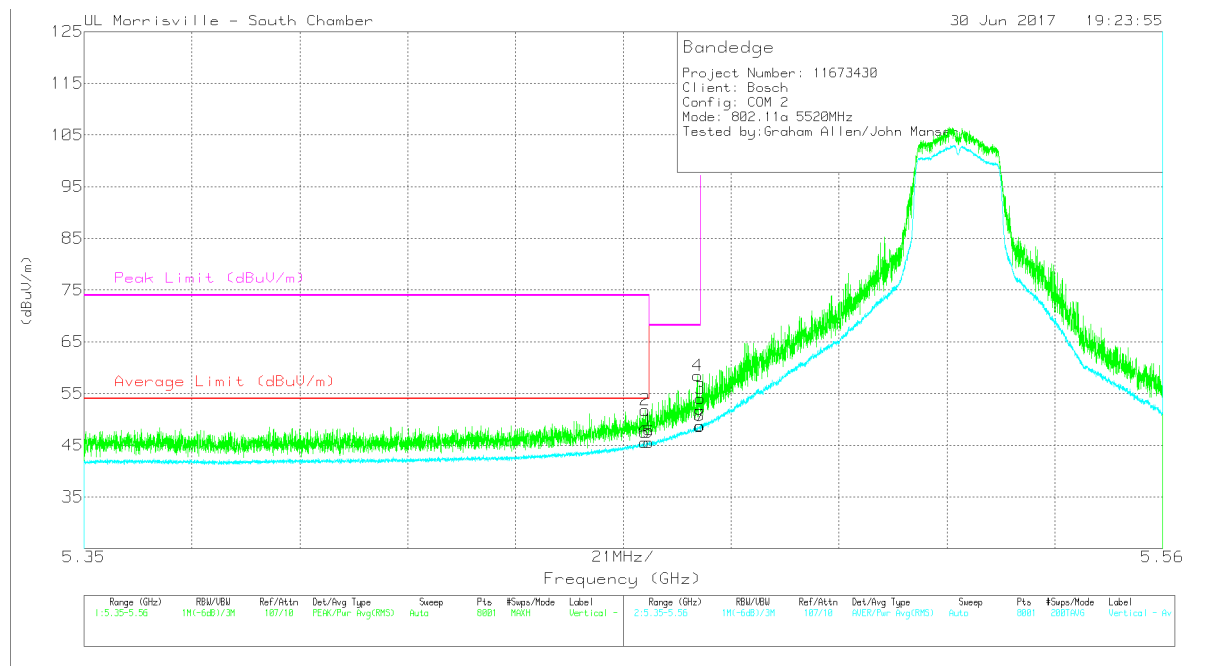
Note regarding the measurements performed where the EUT had 40% duty cycle - The HT40 Duty cycle correction (39% or 4.09 dB) was used for all 40% Duty Cycle measurements (11a/nHT20 found to be a duty cycle of 38.4% or 4.16 dB). All measurements had sufficient margin to overcome the 0.07 dB difference between the 40 MHz and 20 MHz 40% Duty Cycle Corrections.



Marker	Frequency (GHz)	Meter Reading (dBuV)	Det	AT0069 AF (dB/m)	Amp/Cbl/Filtr/Pad (dB)	DC Corr (dB)	Corrected Reading (dBuV/m)	Average Limit (dBuV/m)	Margin (dB)	Peak Limit (dBuV/m)	PK Margin (dB)	Azimuth (Degs)	Height (cm)	Polarity
1	* 5.46	37.87	Pk	34.5	-23.6	0	48.77	-	-	74	-25.23	330	110	H
2	* 5.442	39.75	Pk	34.4	-23.6	0	50.55	-	-	74	-23.45	330	110	H
5	* 5.46	27.41	RMS	34.5	-23.6	4.09	42.4	54	-11.6	-	-	330	110	H
6	* 5.457	27.79	RMS	34.5	-23.6	4.09	42.78	54	-11.22	-	-	330	110	H
3	5.47	41.1	Pk	34.5	-23.6	0	52	-	-	68.2	-16.2	330	110	H
4	5.47	42.87	Pk	34.5	-23.6	0	53.77	-	-	68.2	-14.43	330	110	H
7	5.47	29.35	RMS	34.5	-23.6	4.09	44.34	-	-	-	-	330	110	H
8	5.47	29.39	RMS	34.5	-23.6	4.09	44.38	-	-	-	-	330	110	H

* - indicates frequency in CFR47 Pt 15 / IC RSS-Restricted Band
 Pk - Peak detector
 RMS - RMS detection

Note regarding the measurements performed where the EUT had 40% duty cycle - The HT40 Duty cycle correction (39% or 4.09 dB) was used for all 40% Duty Cycle measurements (11a/nHT20 found to be a duty cycle of 38.4% or 4.16 dB). All measurements had sufficient margin to overcome the 0.07 dB difference between the 40 MHz and 20 MHz 40% Duty Cycle Corrections.



Marker	Frequency (GHz)	Meter Reading (dBuV)	Det	AT0069 AF (dB/m)	Amp/Cbl/Filtr/Pad (dB)	DC Corr (dB)	Corrected Reading (dBuV/m)	Average Limit (dBuV/m)	Margin (dB)	Peak Limit (dBuV/m)	PK Margin (dB)	Azimuth (Degs)	Height (cm)	Polarity
1	* 5.46	37.11	Pk	34.5	-23.6	0	48.01	-	-	74	-25.99	219	110	V
2	* 5.459	40.87	Pk	34.5	-23.6	0	51.77	-	-	74	-22.23	219	110	V
5	* 5.46	30.55	RMS	34.5	-23.6	4.09	45.54	54	-8.46	-	-	219	110	V
6	* 5.459	30.58	RMS	34.5	-23.6	4.09	45.57	54	-8.43	-	-	219	110	V
4	5.469	47.57	Pk	34.5	-23.6	0	58.47	-	-	68.2	-9.73	219	110	V
3	5.47	43.18	Pk	34.5	-23.6	0	54.08	-	-	68.2	-14.12	219	110	V
7	5.47	33.77	RMS	34.5	-23.6	4.09	48.76	-	-	-	-	219	110	V
8	5.47	33.7	RMS	34.5	-23.6	4.09	48.69	-	-	-	-	219	110	V

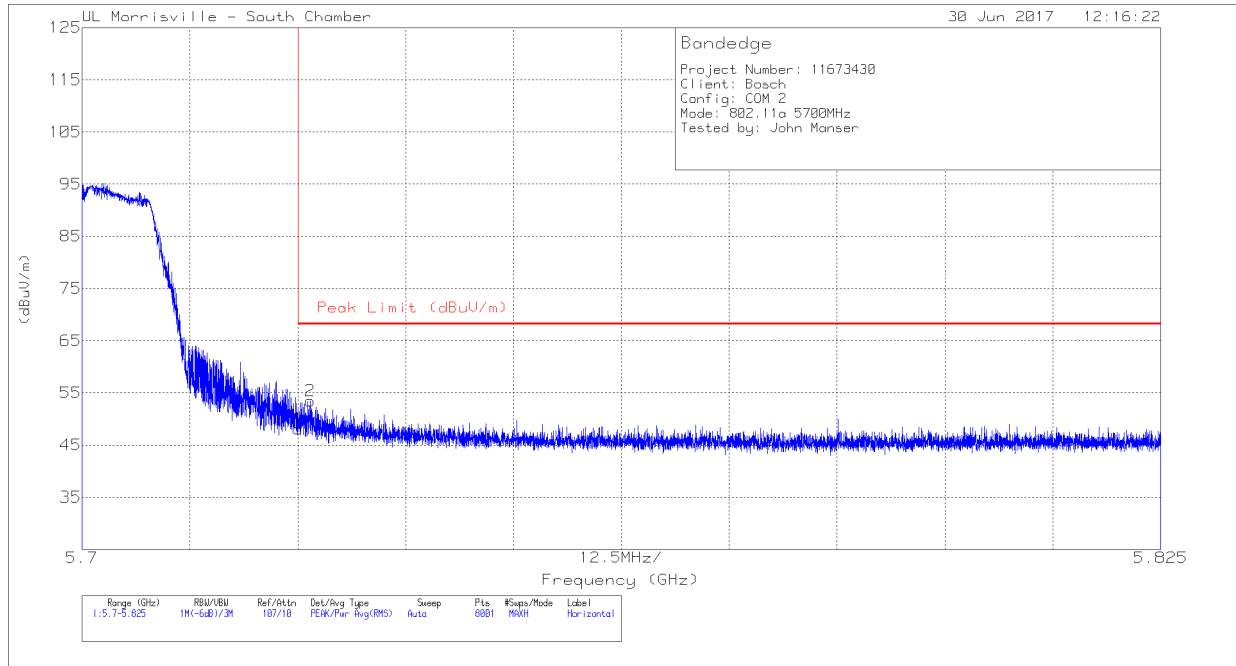
* - indicates frequency in CFR47 Pt 15 / IC RSS-Restricted Band

Pk - Peak detector

RMS - RMS detection

Note regarding the measurements performed where the EUT had 40% duty cycle - The HT40 Duty cycle correction (39% or 4.09 dB) was used for all 40% Duty Cycle measurements (11a/nHT20 found to be a duty cycle of 38.4% or 4.16 dB). All measurements had sufficient margin to overcome the 0.07 dB difference between the 40 MHz and 20 MHz 40% Duty Cycle Corrections.

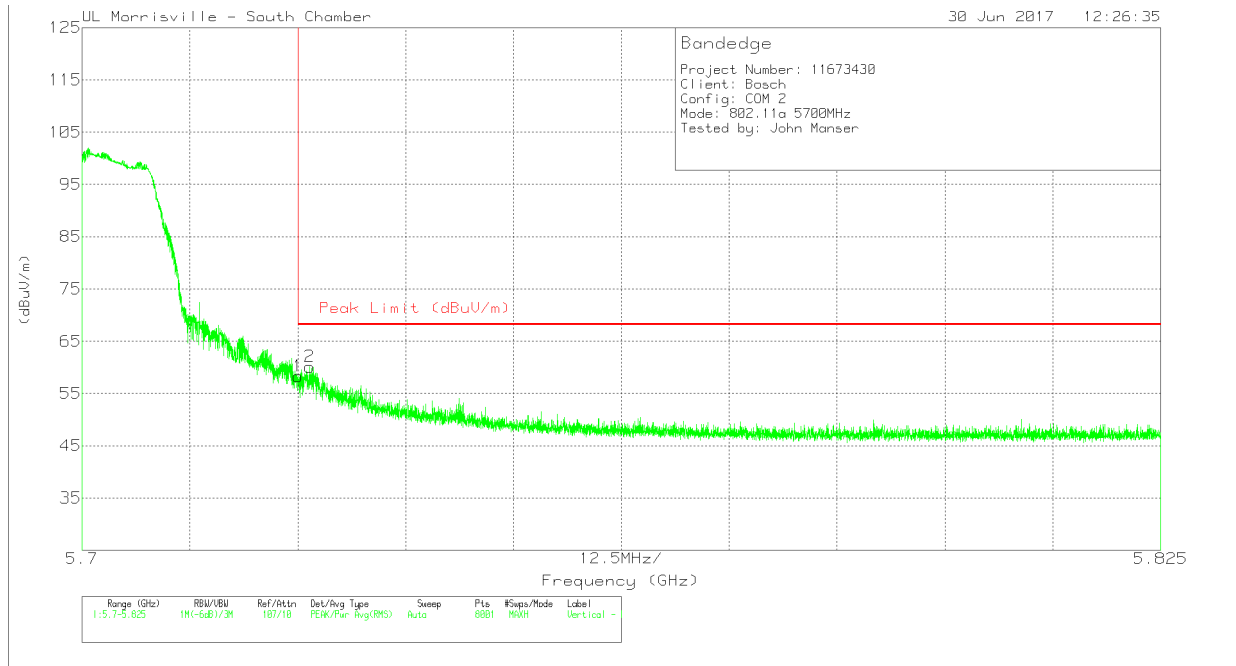
AUTHORIZED BANDEDGE (HIGH CHANNEL EXTERNAL CHAIN 0)



Marker	Frequency (GHz)	Meter Reading (dBuV)	Det	AT0069 AF (dB/m)	Amp/Cbl/Filtr/Pad (dB)	DC Corr (dB)	Corrected Reading (dBuV/m)	Peak Limit (dBuV/m)	PK Margin (dB)	Azimuth (Degs)	Height (cm)	Polarity
1	5.725	36.98	Pk	34.6	-23.5	0	48.08	68.2	-20.12	267	266	H
2	5.726	42.38	Pk	34.6	-23.5	0	53.48	68.2	-14.72	267	266	H

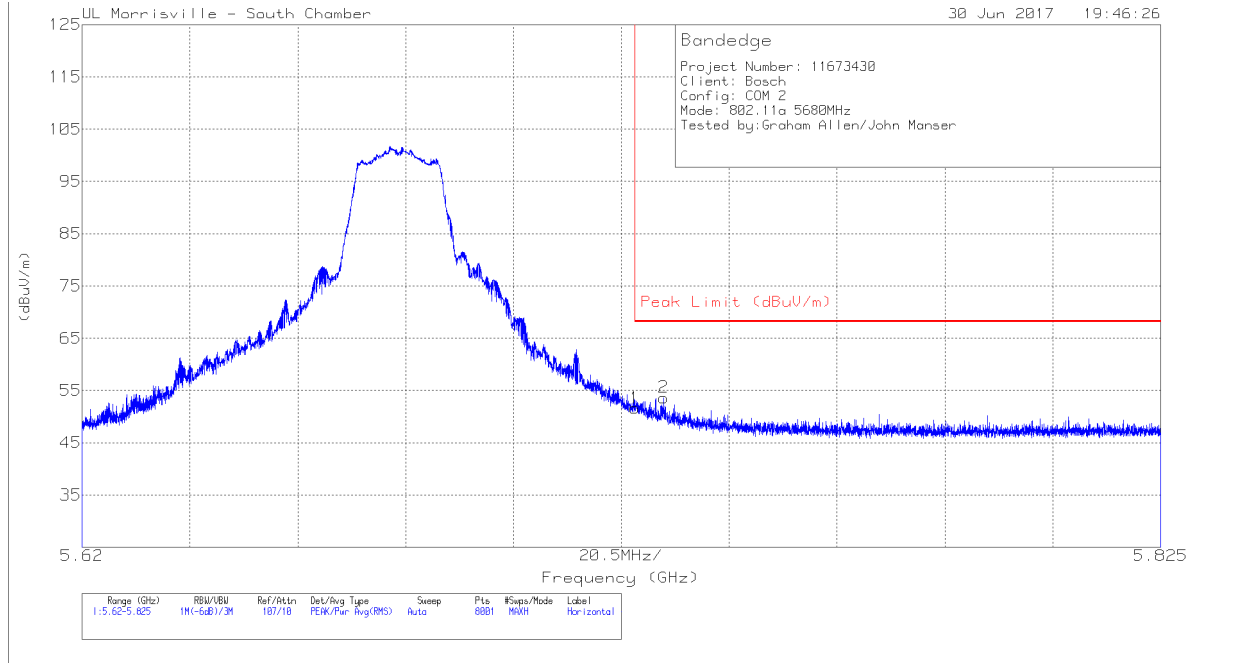
* - indicates frequency in CFR47 Pt 15 / IC RSS-Restricted Band

Pk - Peak detector



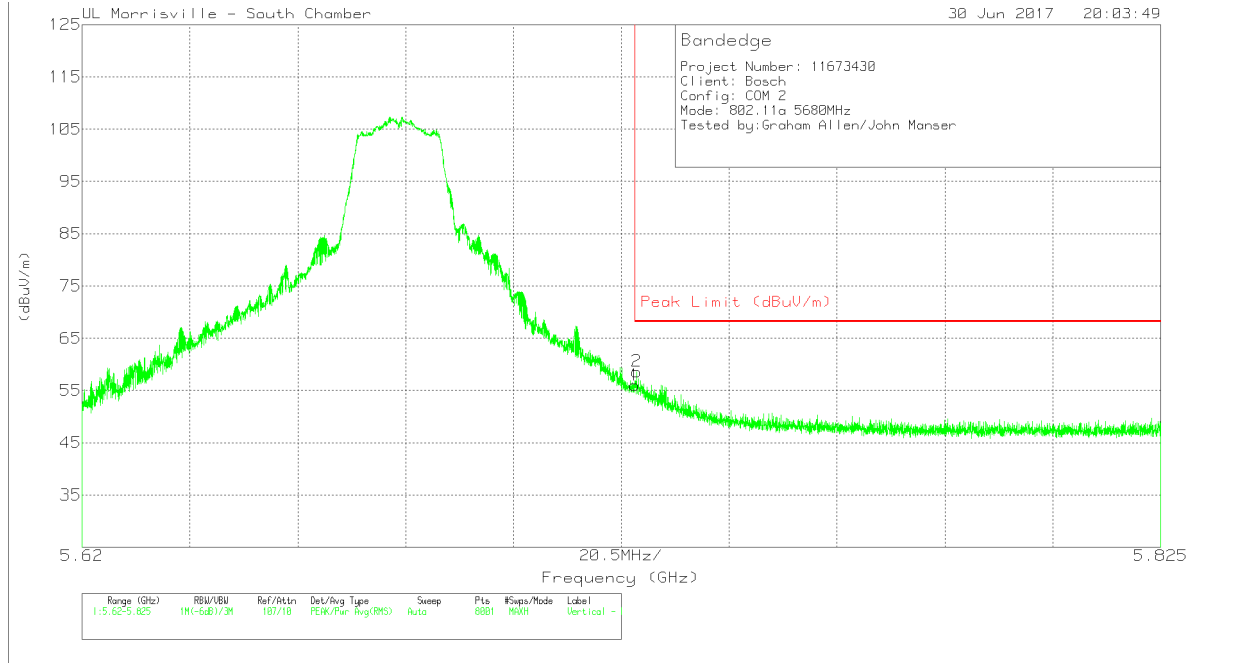
Marker	Frequency (GHz)	Meter Reading (dBuV)	Det	AT0069 AF (dB/m)	Amp/Cbl/Filtr/Pad (dB)	DC Corr (dB)	Corrected Reading (dBuV/m)	Peak Limit (dBuV/m)	PK Margin (dB)	Azimuth (Degs)	Height (cm)	Polarity
1	5.725	47.18	Pk	34.6	-23.5	0	58.28	68.2	-9.92	130	288	V
2	5.726	49	Pk	34.6	-23.5	0	60.1	68.2	-8.1	130	288	V

* - indicates frequency in CFR47 Pt 15 / IC RSS-Restricted Band
 Pk - Peak detector



Marker	Frequency (GHz)	Meter Reading (dBuV)	Det	AT0069 AF (dB/m)	Amp/Cbl/Filtr/Pad (dB)	DC Corr (dB)	Corrected Reading (dBuV/m)	Peak Limit (dBuV/m)	PK Margin (dB)	Azimuth (Degs)	Height (cm)	Polarity
1	5.725	40.56	Pk	34.6	-23.5	0	51.66	68.2	-16.54	109	136	H
2	5.731	42.54	Pk	34.6	-23.5	0	53.64	68.2	-14.56	109	136	H

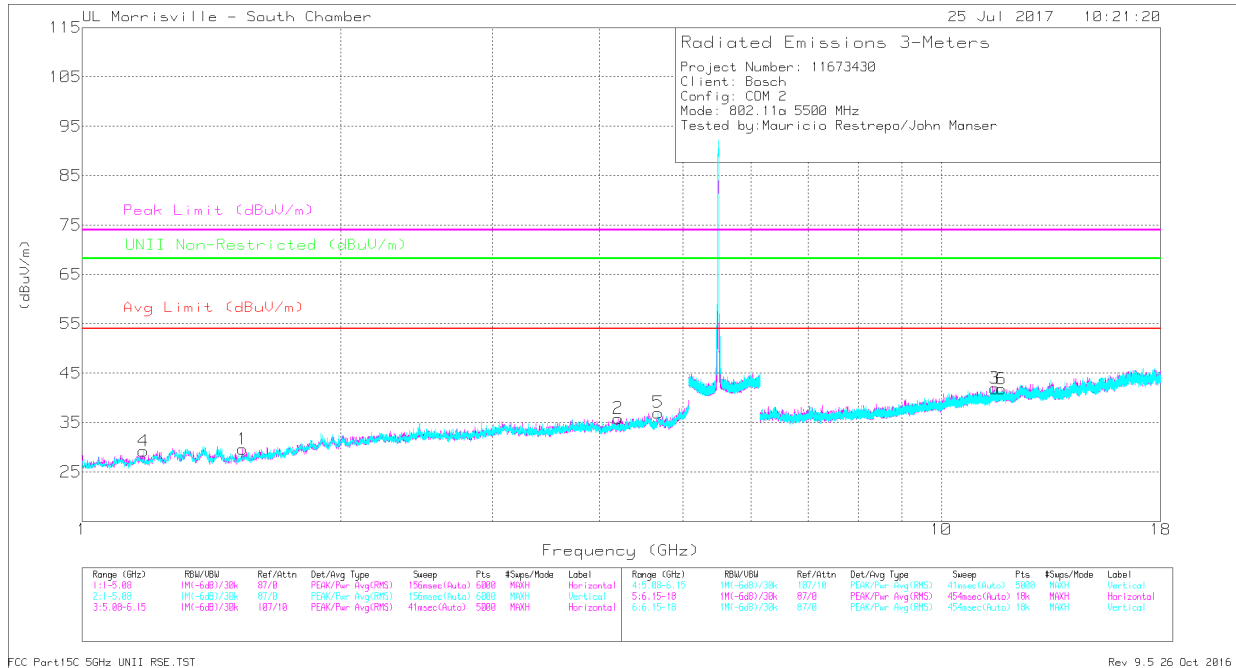
* - indicates frequency in CFR47 Pt 15 / IC RSS-Restricted Band
 Pk - Peak detector



Marker	Frequency (GHz)	Meter Reading (dBuV)	Det	AT0069 AF (dB/m)	Amp/Cbl/Filtr/Pad (dB)	DC Corr (dB)	Corrected Reading (dBuV/m)	Peak Limit (dBuV/m)	PK Margin (dB)	Azimuth (Degs)	Height (cm)	Polarity
1	5.725	44.91	Pk	34.6	-23.5	0	56.01	68.2	-12.19	225	110	V
2	5.725	47.53	Pk	34.6	-23.5	0	58.63	68.2	-9.57	225	110	V

* - indicates frequency in CFR47 Pt 15 / IC RSS-Restricted Band
 Pk - Peak detector

HARMONICS AND SPURIOUS EMISSIONS – EXTERNAL CHAIN 0



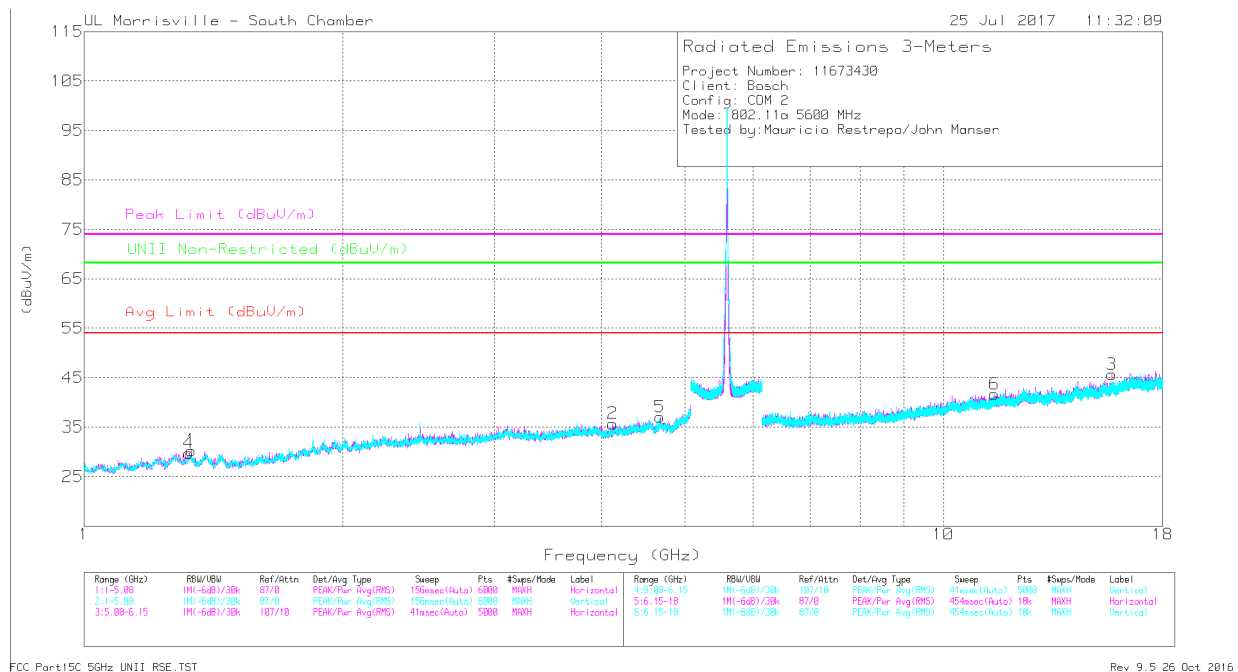
Marker	Frequency (GHz)	Meter Reading (dBuV)	Det	AT0069 AF (dB/m)	Amp/Cbl/Filtr/Pad (dB)	DC Corr (dB)	Corrected Reading (dBuV/m)	Avg Limit (dBuV/m)	Margin (dB)	Peak Limit (dBuV/m)	PK Margin (dB)	UNII Non-Restricted (dBuV/m)	PK Margin (dB)	Azimuth (Degs)	Height (cm)	Polarity
1	* 1.539	42.62	PK-U	28.1	-35	0	35.72	-	-	74	-38.28	-	-	360	379	H
	* 1.537	30.2	ADR	28.1	-35	4.09	27.39	54	-26.61	-	-	-	-	360	379	H
2	* 4.202	39.8	PK-U	33.3	-31.9	0	41.2	-	-	74	-32.8	-	-	4	399	H
	* 4.205	28.26	ADR	33.3	-31.9	4.09	33.75	54	-20.25	-	-	-	-	4	399	H
4	* 1.177	41.73	PK-U	28.1	-35.4	0	34.43	-	-	74	-39.57	-	-	115	167	V
	* 1.177	30.06	ADR	28.1	-35.4	4.09	26.85	54	-27.15	-	-	-	-	115	167	V
5	* 4.681	39.21	PK-U	34	-31	0	42.21	-	-	74	-31.79	-	-	71	283	V
	* 4.682	27.77	ADR	34	-31.1	4.09	34.76	54	-19.24	-	-	-	-	71	283	V
3	* 11.543	34.06	PK-U	38.3	-24.9	0	47.46	-	-	74	-26.54	-	-	325	249	H
	* 11.541	22.6	ADR	38.3	-24.9	4.09	40.09	54	-13.91	-	-	-	-	325	249	H
6	* 11.753	33.82	PK-U	38.5	-24.8	0	47.52	-	-	74	-26.48	-	-	69	315	V
	* 11.751	21.96	ADR	38.5	-24.8	4.09	39.75	54	-14.25	-	-	-	-	69	315	V

* - indicates frequency in CFR47 Pt 15 / IC RSS-Restricted Band

PK-U - U-NII: Maximum Peak

ADR - U-NII AD primary method, RMS average

Note regarding the measurements performed where the EUT had 40% duty cycle - The HT40 Duty cycle correction (39% or 4.09 dB) was used for all 40% Duty Cycle measurements (11a/nHT20 found to be a duty cycle of 38.4% or 4.16 dB). All measurements had sufficient margin to overcome the 0.07 dB difference between the 40 MHz and 20 MHz 40% Duty Cycle Corrections.



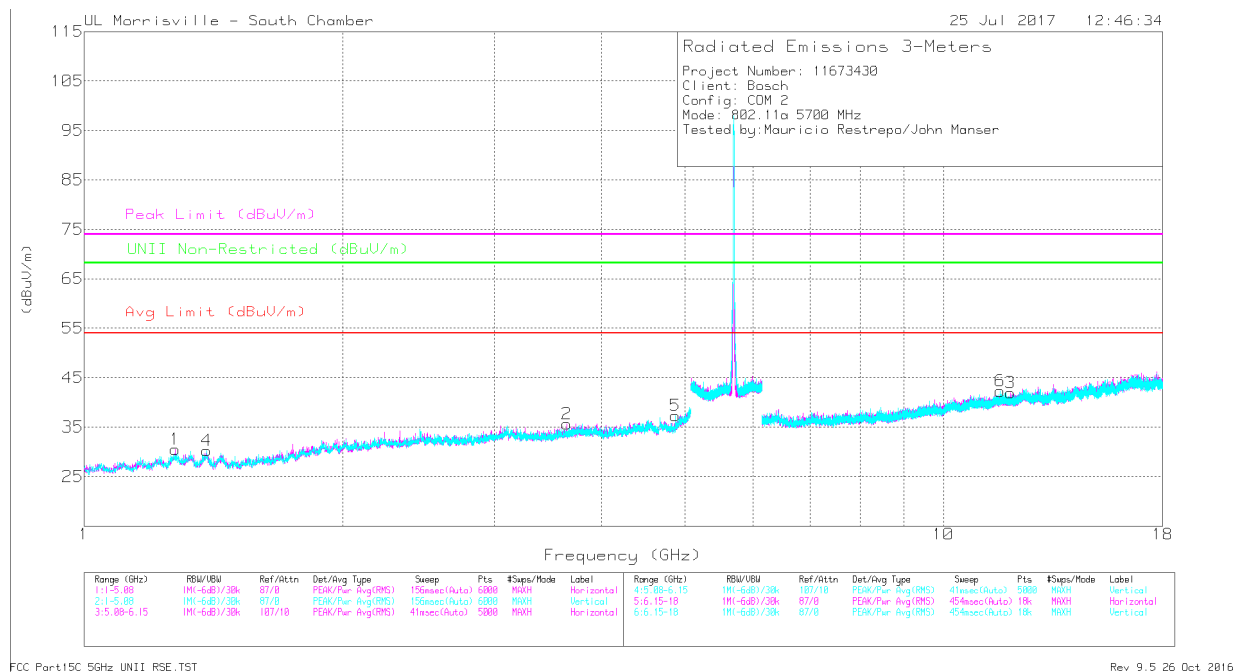
Marker	Frequency (GHz)	Meter Reading (dBuV)	Det	AT0069 AF (dB/m)	Amp/Cbl/Filtr/Pad (dB)	DC Corr (dB)	Corrected Reading (dBuV/m)	Avg Limit (dBuV/m)	Margin (dB)	Peak Limit (dBuV/m)	PK Margin (dB)	UNII Non-Restricted (dBuV/m)	PK Margin (dB)	Azimuth (Degs)	Height (cm)	Polarity
1	* 1.333	42.65	PK-U	28.7	-34.8	0	36.55	-	-	74	-37.45	-	-	4	161	H
	* 1.33	30.45	ADR	28.8	-34.8	4.09	28.54	54	-25.46	-	-	-	-	4	161	H
2	* 4.124	39.92	PK-U	33.3	-31.8	0	41.42	-	-	74	-32.58	-	-	257	233	H
	* 4.122	27.66	ADR	33.3	-31.8	4.09	33.25	54	-20.75	-	-	-	-	257	233	H
4	* 1.326	42.25	PK-U	28.9	-34.9	0	36.25	-	-	74	-37.75	-	-	318	159	V
	* 1.326	30.23	ADR	28.9	-34.9	4.09	28.32	54	-25.68	-	-	-	-	318	159	V
5	* 4.68	39.8	PK-U	34	-31	0	42.8	-	-	74	-31.2	-	-	134	149	V
	* 4.679	27.94	ADR	34	-31	4.09	35.03	54	-18.97	-	-	-	-	134	149	V
3	* 15.714	33.8	PK-U	40.3	-24	0	50.1	-	-	74	-23.9	-	-	352	136	H
	* 15.717	22.39	ADR	40.3	-24	4.09	42.78	54	-11.22	-	-	-	-	352	136	H
6	* 11.465	34.11	PK-U	38.2	-25	0	47.31	-	-	74	-26.69	-	-	7	370	V
	* 11.464	22.44	ADR	38.2	-25	4.09	39.73	54	-14.27	-	-	-	-	7	370	V

* - indicates frequency in CFR47 Pt 15 / IC RSS-Restricted Band

PK-U - U-NII: Maximum Peak

ADR - U-NII AD primary method, RMS average

Note regarding the measurements performed where the EUT had 40% duty cycle - The HT40 Duty cycle correction (39% or 4.09 dB) was used for all 40% Duty Cycle measurements (11a/nHT20 found to be a duty cycle of 38.4% or 4.16 dB). All measurements had sufficient margin to overcome the 0.07 dB difference between the 40 MHz and 20 MHz 40% Duty Cycle Corrections.



Marker	Frequency (GHz)	Meter Reading (dBuV)	Det	AT0069 AF (dB/m)	Amp/Cbl/Filtr/Pad (dB)	DC Corr (dB)	Corrected Reading (dBuV/m)	Avg Limit (dBuV/m)	Margin (dB)	Peak Limit (dBuV/m)	PK Margin (dB)	UNII Non-Restricted (dBuV/m)	PK Margin (dB)	Azimuth (Degs)	Height (cm)	Polarity
1	* 1.276	42.36	PK-U	29	-35.1	0	36.26	-	-	74	-37.74	-	-	120	199	H
	* 1.274	30.42	ADR	29	-35.1	4.09	28.41	54	-25.59	-	-	-	-	120	199	H
2	* 3.645	41.23	PK-U	33	-32.6	0	41.63	-	-	74	-32.37	-	-	29	333	H
	* 3.648	28.74	ADR	33	-32.6	4.09	33.23	54	-20.77	-	-	-	-	29	333	H
4	* 1.388	42.78	PK-U	28.8	-34.8	0	36.78	-	-	74	-37.22	-	-	171	132	V
	* 1.388	30.36	ADR	28.8	-34.8	4.09	28.45	54	-25.55	-	-	-	-	171	132	V
5	* 4.872	38.68	PK-U	34	-30.7	0	41.98	-	-	74	-32.02	-	-	59	367	V
	* 4.874	26.78	ADR	34	-30.7	4.09	34.17	54	-19.83	-	-	-	-	59	367	V
3	* 11.965	33.91	PK-U	38.7	-25.2	0	47.41	-	-	74	-26.59	-	-	299	179	H
	* 11.967	22.45	ADR	38.7	-25.2	4.09	40.04	54	-13.96	-	-	-	-	299	179	H
6	* 11.65	35.22	PK-U	38.4	-25.1	0	48.52	-	-	74	-25.48	-	-	240	251	V
	* 11.65	22.52	ADR	38.4	-25.1	4.09	39.91	54	-14.09	-	-	-	-	240	251	V

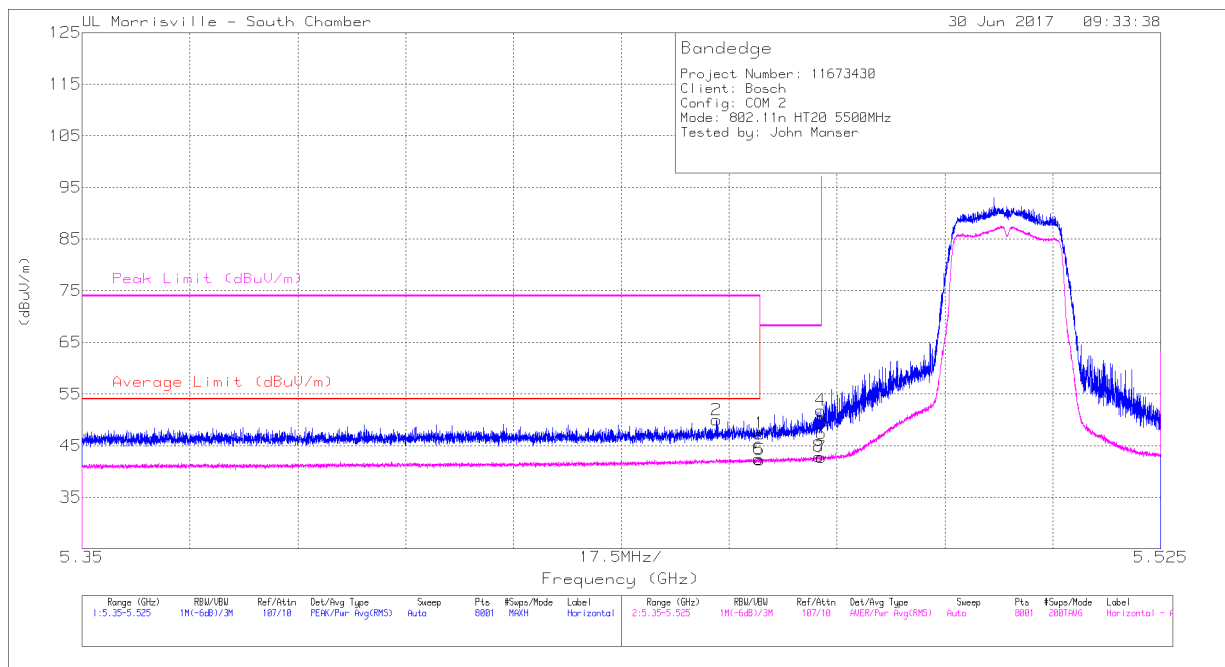
* - indicates frequency in CFR47 Pt 15 / IC RSS-Restricted Band

PK-U - U-NII: Maximum Peak

ADR - U-NII AD primary method, RMS average

Note regarding the measurements performed where the EUT had 40% duty cycle - The HT40 Duty cycle correction (39% or 4.09 dB) was used for all 40% Duty Cycle measurements (11a/nHT20 found to be a duty cycle of 38.4% or 4.16 dB). All measurements had sufficient margin to overcome the 0.07 dB difference between the 40 MHz and 20 MHz 40% Duty Cycle Corrections.

**9.10. TX ABOVE 1 GHz 802.11n HT20 MODE IN THE 5.6 GHz BAND
 RESTRICTED BANDEDGE (LOW CHANNEL INTERNAL CHAIN 0)**



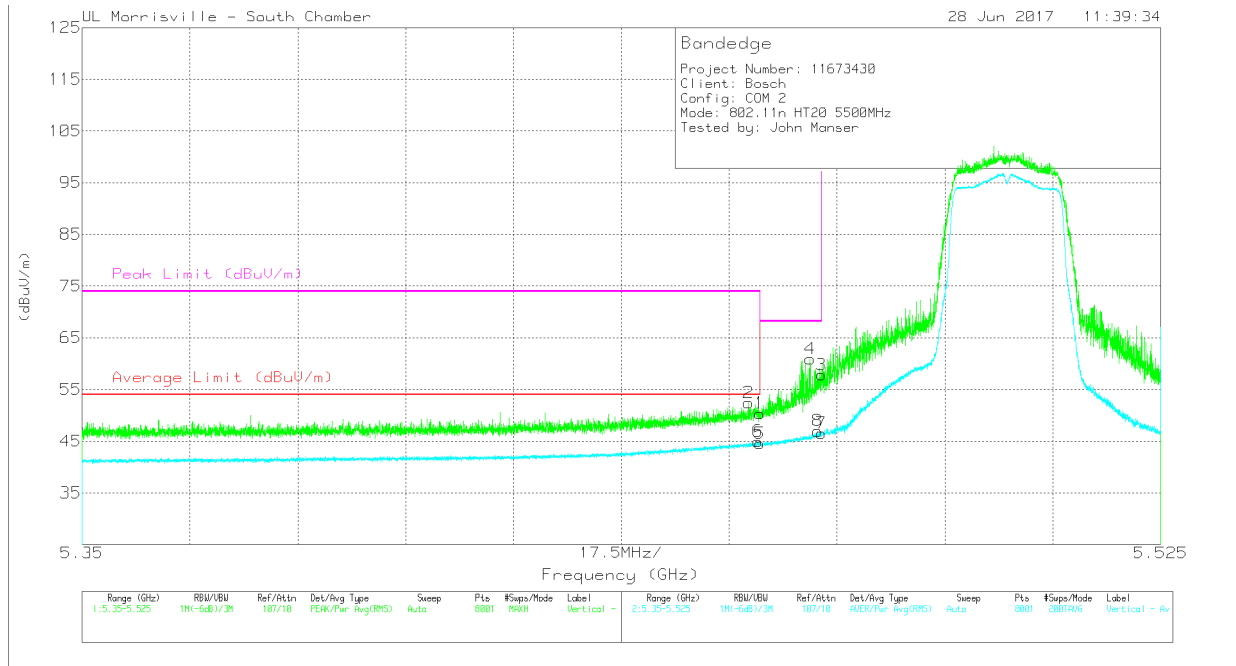
Marker	Frequency (GHz)	Meter Reading (dBuV)	Det	AT0069 AF (dB/m)	Amp/Cbl/Filtr/Pad (dB)	DC Corr (dB)	Corrected Reading (dBuV/m)	Average Limit (dBuV/m)	Margin (dB)	Peak Limit (dBuV/m)	PK Margin (dB)	Azimuth (Degs)	Height (cm)	Polarity
2	* 5.453	39.06	Pk	34.5	-23.6	0	49.96	-	-	74	-24.04	325	118	H
1	* 5.46	36.43	Pk	34.5	-23.6	0	47.33	-	-	74	-26.67	325	118	H
5	* 5.46	27.2	RMS	34.5	-23.6	4.09	42.19	54	-11.81	-	-	325	118	H
6	* 5.46	27.44	RMS	34.5	-23.6	4.09	42.43	54	-11.57	-	-	325	118	H
3	5.47	36.47	Pk	34.5	-23.6	0	47.37	-	-	68.2	-20.83	325	118	H
4	5.47	40.95	Pk	34.5	-23.6	0	51.85	-	-	68.2	-16.35	325	118	H
7	5.47	27.7	RMS	34.5	-23.6	4.09	42.69	-	-	-	-	325	118	H
8	5.47	27.89	RMS	34.5	-23.6	4.09	42.88	-	-	-	-	325	118	H

* - indicates frequency in CFR47 Pt 15 / IC RSS-Restricted Band

Pk - Peak detector

RMS - RMS detection

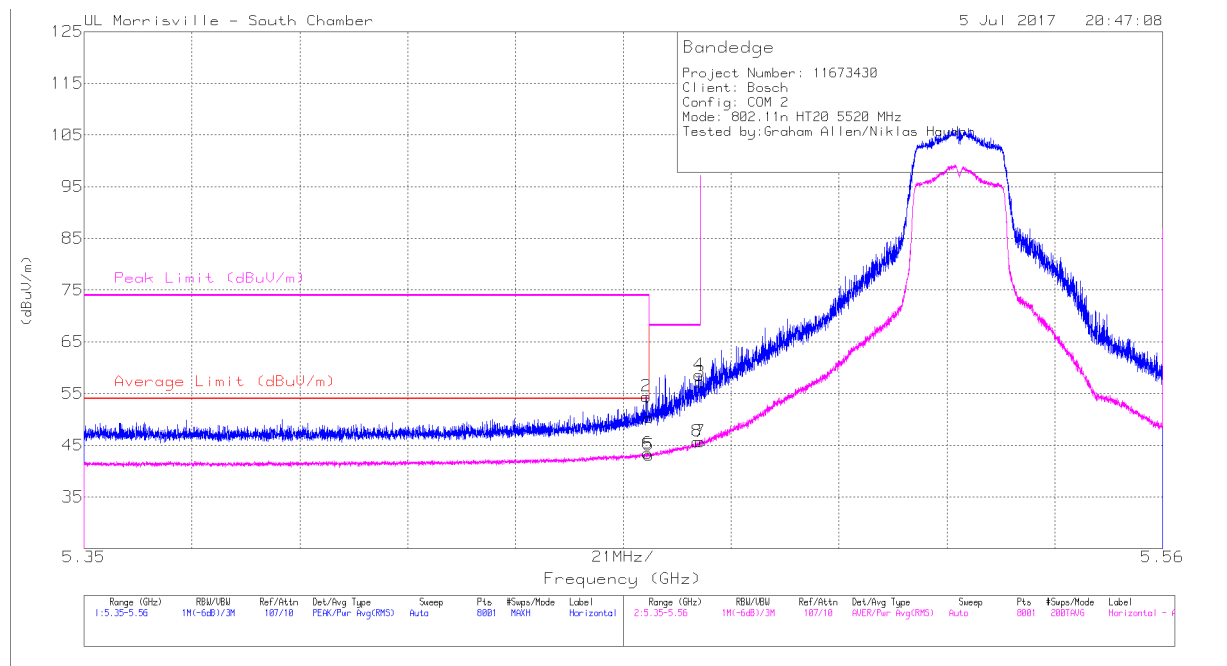
Note regarding the measurements performed where the EUT had 40% duty cycle - The HT40 Duty cycle correction (39% or 4.09 dB) was used for all 40% Duty Cycle measurements (11a/nHT20 found to be a duty cycle of 38.4% or 4.16 dB). All measurements had sufficient margin to overcome the 0.07 dB difference between the 40 MHz and 20 MHz 40% Duty Cycle Corrections.



Marker	Frequency (GHz)	Meter Reading (dBuV)	Det	AT0069 AF (dB/m)	Amp/Cbl/Filtr/Pad (dB)	DC Corr (dB)	Corrected Reading (dBuV/m)	Average Limit (dBuV/m)	Margin (dB)	Peak Limit (dBuV/m)	PK Margin (dB)	Azimuth (Degs)	Height (cm)	Polarity
1	* 5.46	39.5	Pk	34.5	-23.6	0	50.4	-	-	74	-23.6	43	116	V
2	* 5.458	41.53	Pk	34.5	-23.6	0	52.43	-	-	74	-21.57	43	116	V
5	* 5.46	29.6	RMS	34.5	-23.6	4.09	44.59	54	-9.41	-	-	43	116	V
6	* 5.46	30	RMS	34.5	-23.6	4.09	44.99	54	-9.01	-	-	43	116	V
4	5.468	49.99	Pk	34.5	-23.6	0	60.89	-	-	68.2	-7.31	43	116	V
8	5.469	31.98	RMS	34.5	-23.6	4.09	46.97	-	-	-	-	43	116	V
3	5.47	46.9	Pk	34.5	-23.6	0	57.8	-	-	68.2	-10.4	43	116	V
7	5.47	31.56	RMS	34.5	-23.6	4.09	46.55	-	-	-	-	43	116	V

* - indicates frequency in CFR47 Pt 15 / IC RSS-Restricted Band
 Pk - Peak detector
 RMS - RMS detection

Note regarding the measurements performed where the EUT had 40% duty cycle - The HT40 Duty cycle correction (39% or 4.09 dB) was used for all 40% Duty Cycle measurements (11a/nHT20 found to be a duty cycle of 38.4% or 4.16 dB). All measurements had sufficient margin to overcome the 0.07 dB difference between the 40 MHz and 20 MHz 40% Duty Cycle Corrections.



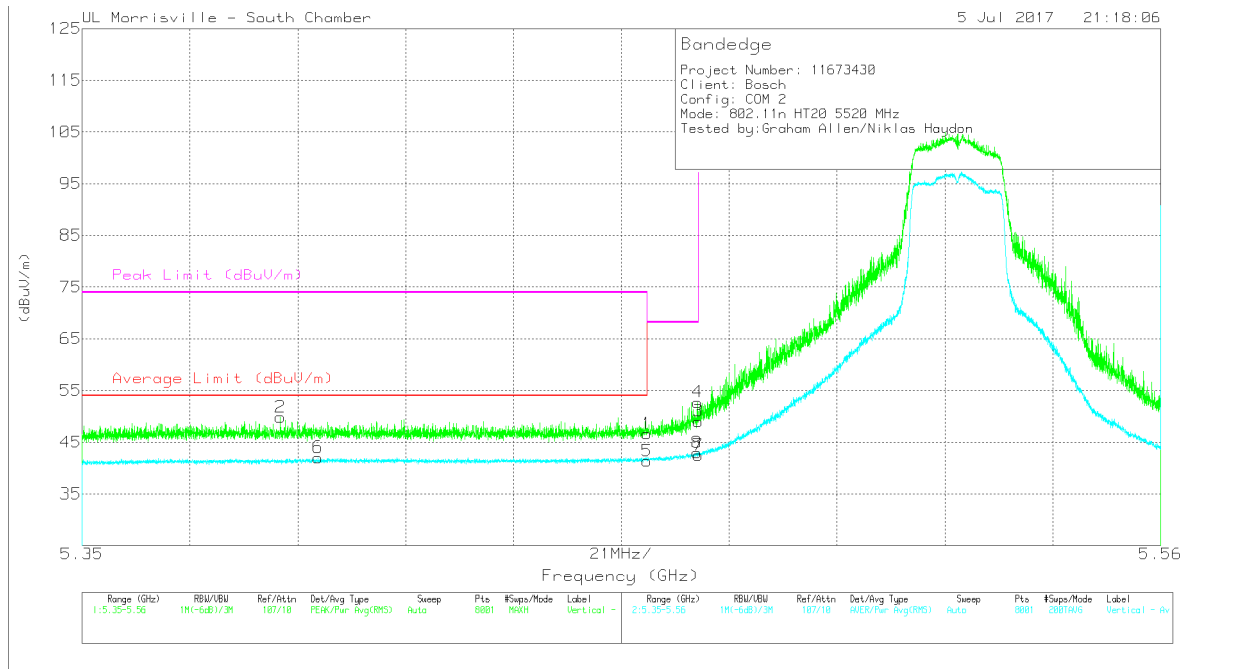
Marker	Frequency (GHz)	Meter Reading (dBuV)	Det	AT0069 AF (dB/m)	Amp/Cbl/Filtr/Pad (dB)	DC Corr (dB)	Corrected Reading (dBuV/m)	Average Limit (dBuV/m)	Margin (dB)	Peak Limit (dBuV/m)	PK Margin (dB)	Azimuth (Degs)	Height (cm)	Polarity
1	* 5.46	39.47	Pk	34.5	-23.6	0	50.37	-	-	74	-23.63	92	100	H
2	* 5.459	43.56	Pk	34.5	-23.6	0	54.46	-	-	74	-19.54	92	100	H
5	* 5.46	28.07	RMS	34.5	-23.6	4.09	43.06	54	-10.94	-	-	92	100	H
6	* 5.46	28.5	RMS	34.5	-23.6	4.09	43.49	54	-10.51	-	-	92	100	H
8	5.469	30.74	RMS	34.5	-23.6	4.09	45.73	-	-	-	-	92	100	H
3	5.47	46.32	Pk	34.5	-23.6	0	57.22	-	-	68.2	-10.98	92	100	H
4	5.47	47.71	Pk	34.5	-23.6	0	58.61	-	-	68.2	-9.59	92	100	H
7	5.47	30.72	RMS	34.5	-23.6	4.09	45.71	-	-	-	-	92	100	H

* - indicates frequency in CFR47 Pt 15 / IC RSS-Restricted Band

Pk - Peak detector

RMS - RMS detection

Note regarding the measurements performed where the EUT had 40% duty cycle - The HT40 Duty cycle correction (39% or 4.09 dB) was used for all 40% Duty Cycle measurements (11a/nHT20 found to be a duty cycle of 38.4% or 4.16 dB). All measurements had sufficient margin to overcome the 0.07 dB difference between the 40 MHz and 20 MHz 40% Duty Cycle Corrections.



Marker	Frequency (GHz)	Meter Reading (dBuV)	Det	AT0069 AF (dB/m)	Amp/Cbl/Filtr/Pad (dB)	DC Corr (dB)	Corrected Reading (dBuV/m)	Average Limit (dBuV/m)	Margin (dB)	Peak Limit (dBuV/m)	PK Margin (dB)	Azimuth (Degs)	Height (cm)	Polarity
1	* 5.46	35.75	Pk	34.5	-23.6	0	46.65	-	-	74	-27.35	8	397	V
2	* 5.389	38.71	Pk	34.4	-23.3	0	49.81	-	-	74	-24.19	8	397	V
5	* 5.46	26.35	RMS	34.5	-23.6	4.09	41.34	54	-12.66	-	-	8	397	V
6	* 5.396	26.85	RMS	34.4	-23.3	4.09	42.04	54	-11.96	-	-	8	397	V
3	5.47	38.15	Pk	34.5	-23.6	0	49.05	-	-	68.2	-19.15	8	397	V
4	5.47	41.84	Pk	34.5	-23.6	0	52.74	-	-	68.2	-15.46	8	397	V
7	5.47	27.5	RMS	34.5	-23.6	4.09	42.49	-	-	-	-	8	397	V
8	5.47	27.99	RMS	34.5	-23.6	4.09	42.98	-	-	-	-	8	397	V

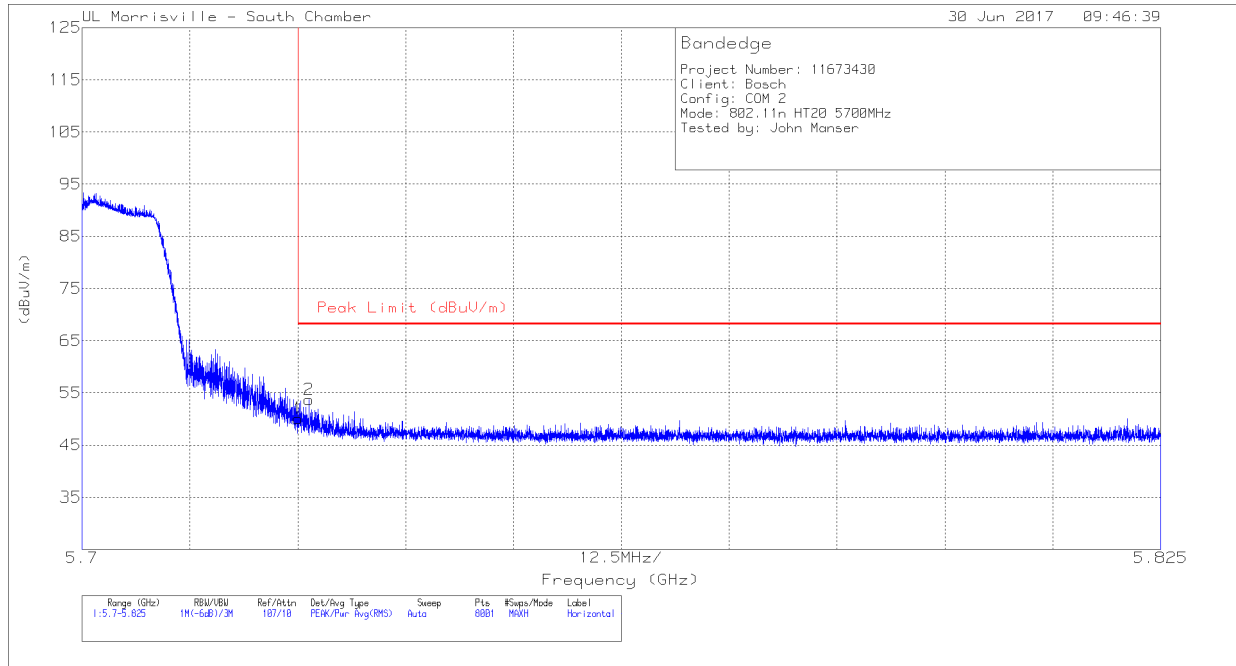
* - indicates frequency in CFR47 Pt 15 / IC RSS-Restricted Band

Pk - Peak detector

RMS - RMS detection

Note regarding the measurements performed where the EUT had 40% duty cycle - The HT40 Duty cycle correction (39% or 4.09 dB) was used for all 40% Duty Cycle measurements (11a/nHT20 found to be a duty cycle of 38.4% or 4.16 dB). All measurements had sufficient margin to overcome the 0.07 dB difference between the 40 MHz and 20 MHz 40% Duty Cycle Corrections.

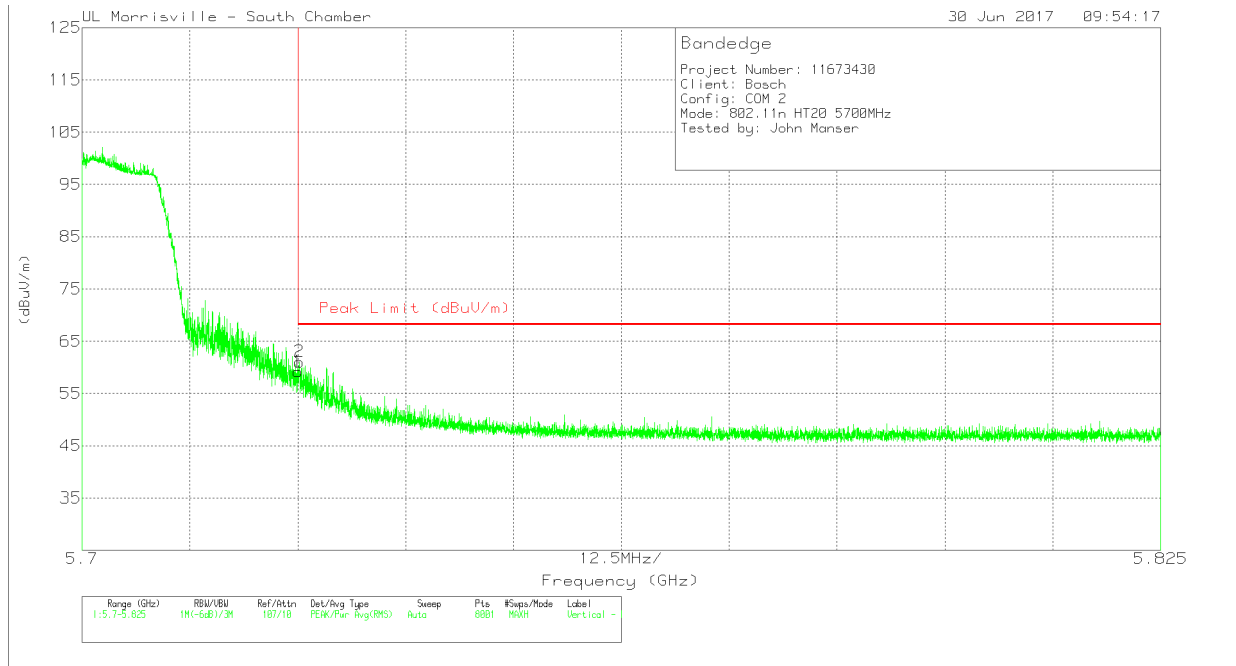
AUTHORIZED BANDEGE (HIGH CHANNEL INTERNAL CHAIN 0)



Marker	Frequency (GHz)	Meter Reading (dBuV)	Det	AT0069 AF (dB/m)	Amp/Cbl/Filtr/Pad (dB)	Corrected Reading (dBuV/m)	Peak Limit (dBuV/m)	PK Margin (dB)	Azimuth (Degs)	Height (cm)	Polarity
1	5.725	38.99	Pk	34.6	-23.5	50.09	68.2	-18.11	321	114	H
2	5.726	42.63	Pk	34.6	-23.5	53.73	68.2	-14.47	321	114	H

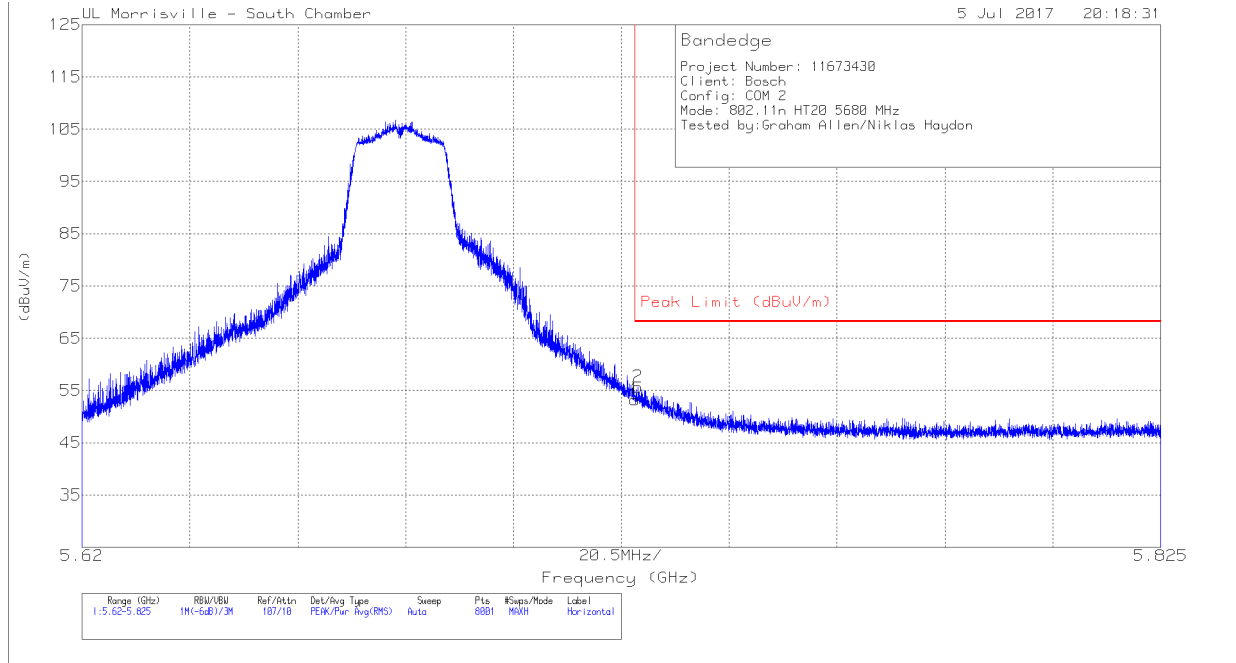
* - indicates frequency in CFR47 Pt 15 / IC RSS-Restricted Band

Pk - Peak detector



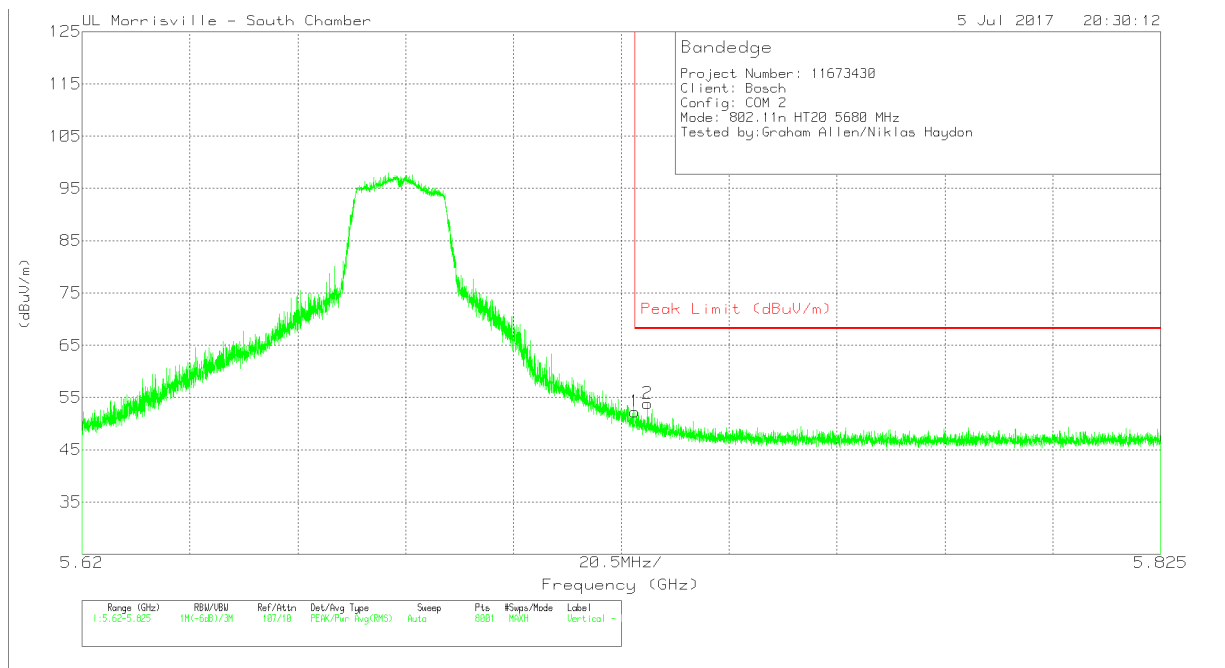
Marker	Frequency (GHz)	Meter Reading (dBuV)	Det	AT0069 AF (dB/m)	Amp/Cbl/Filtr/Pad (dB)	DC Corr (dB)	Corrected Reading (dBuV/m)	Peak Limit (dBuV/m)	PK Margin (dB)	Azimuth (Degs)	Height (cm)	Polarity
1	5.725	48.06	Pk	34.6	-23.5	0	59.16	68.2	-9.04	151	106	V
2	5.725	49.96	Pk	34.6	-23.5	0	61.06	68.2	-7.14	151	106	V

* - indicates frequency in CFR47 Pt 15 / IC RSS-Restricted Band
 Pk - Peak detector



Marker	Frequency (GHz)	Meter Reading (dBuV)	Det	AT0069 AF (dB/m)	Amp/Cbl/Filtr/Pad (dB)	Corrected Reading (dBuV/m)	Peak Limit (dBuV/m)	PK Margin (dB)	Azimuth (Degs)	Height (cm)	Polarity
1	5.725	42.17	Pk	34.6	-23.5	53.27	68.2	-14.93	112	129	H
2	5.726	44.6	Pk	34.6	-23.5	55.7	68.2	-12.5	112	129	H

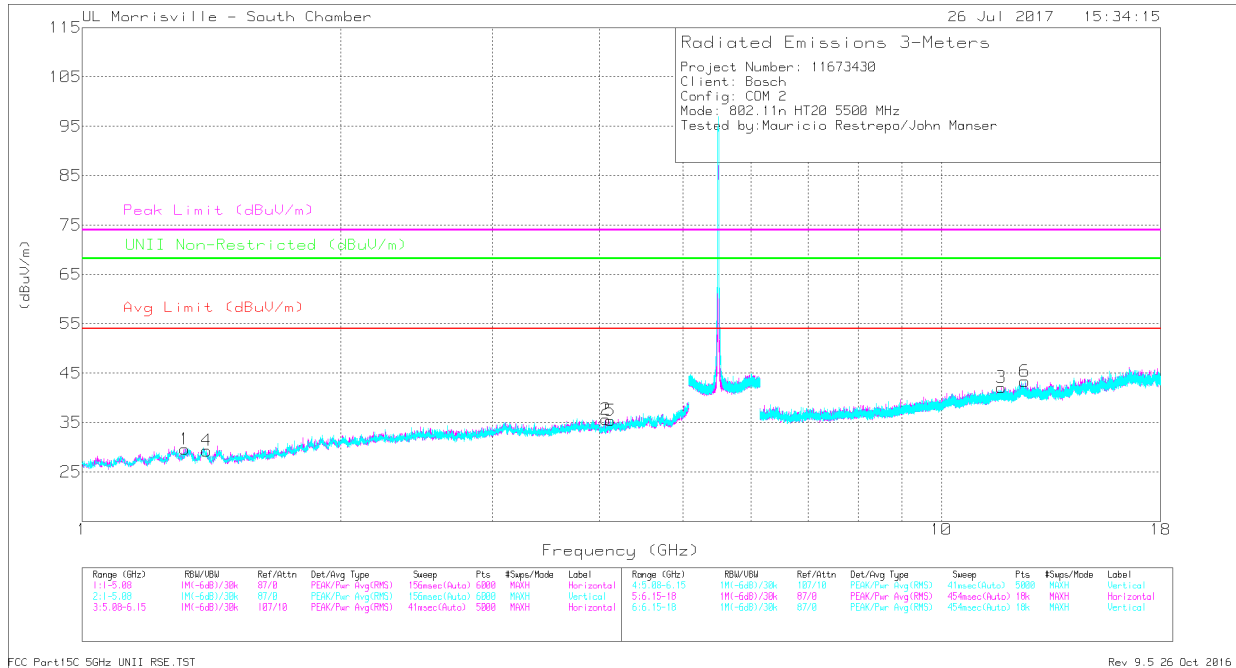
* - indicates frequency in CFR47 Pt 15 / IC RSS-Restricted Band
 Pk - Peak detector



Marker	Frequency (GHz)	Meter Reading (dBuV)	Det	AT0069 AF (dB/m)	Amp/Cbl/Filtr/Pad (dB)	DC Corr (dB)	Corrected Reading (dBuV/m)	Peak Limit (dBuV/m)	PK Margin (dB)	Azimuth (Degs)	Height (cm)	Polarity
1	5.725	41.21	Pk	34.6	-23.5	0	52.31	68.2	-15.89	45	355	V
2	5.727	42.78	Pk	34.6	-23.5	0	53.88	68.2	-14.32	45	355	V

* - indicates frequency in CFR47 Pt 15 / IC RSS-Restricted Band
 Pk - Peak detector

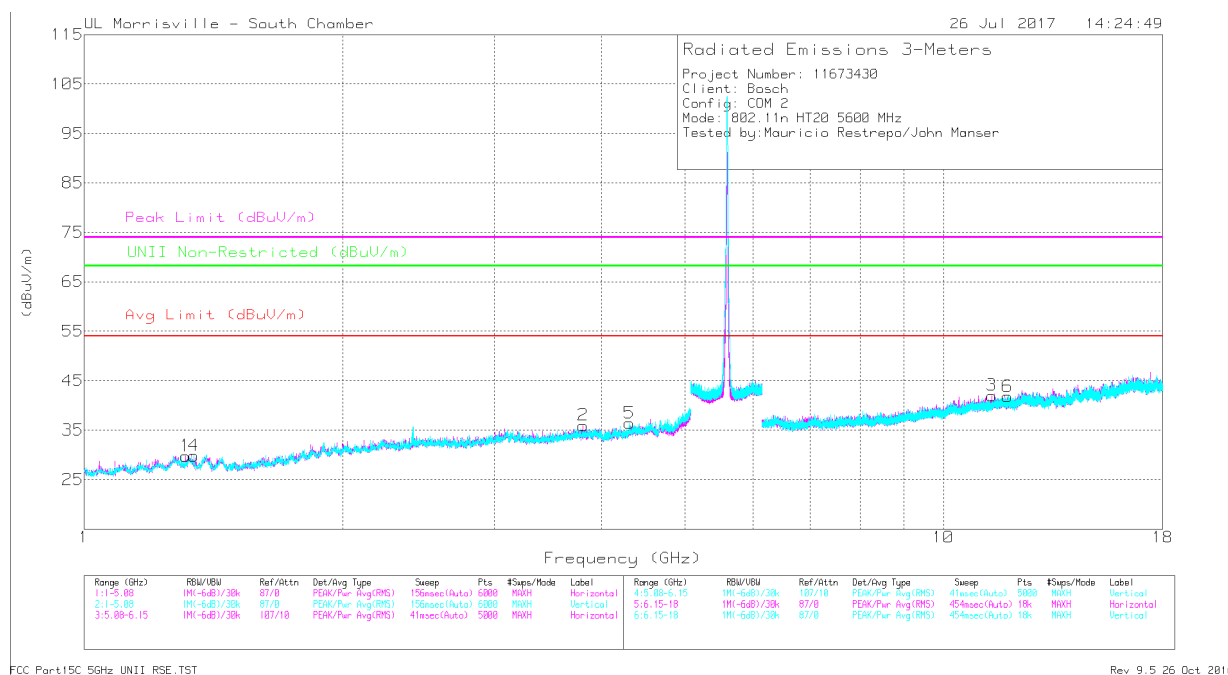
HARMONICS AND SPURIOUS EMISSIONS – INTERNAL CHAIN 0



Marker	Frequency (GHz)	Meter Reading (dBuV)	Det	AT0069 AF (dB/m)	Amp/Cbl/Filtr/Pad (dB)	DC Corr (dB)	Corrected Reading (dBuV/m)	Avg Limit (dBuV/m)	Margin (dB)	Peak Limit (dBuV/m)	PK Margin (dB)	UNII Non-Restricted (dBuV/m)	PK Margin (dB)	Azimuth (Degs)	Height (cm)	Polarity
1	* 1.318	42.1	PK-U	29	-35	0	36.1	-	-	74	-37.9	-	-	177	323	H
	* 1.319	29.78	ADR	29	-35	4.09	27.87	54	-26.13	-	-	-	-	177	323	H
2	* 4.068	40.2	PK-U	33.3	-32.7	0	40.8	-	-	74	-33.2	-	-	219	387	H
	* 4.069	28.32	ADR	33.3	-32.7	4.09	33.01	54	-20.99	-	-	-	-	219	387	H
4	* 1.396	41.79	PK-U	28.7	-34.9	0	35.59	-	-	74	-38.41	-	-	129	317	V
	* 1.394	29.96	ADR	28.7	-34.8	4.09	27.95	54	-26.05	-	-	-	-	129	317	V
5	* 4.123	40.02	PK-U	33.3	-31.8	0	41.52	-	-	74	-32.48	-	-	310	375	V
	* 4.122	27.64	ADR	33.3	-31.8	4.09	33.23	54	-20.77	-	-	-	-	310	375	V
3	* 11.754	33.74	PK-U	38.5	-24.8	0	47.44	-	-	74	-26.56	-	-	331	310	H
	* 11.752	22.27	ADR	38.5	-24.8	4.09	40.06	54	-13.94	-	-	-	-	331	310	H
6	* 12.508	34.23	PK-U	39	-24.4	0	48.83	-	-	74	-25.17	-	-	125	103	V
	* 12.506	22.37	ADR	39	-24.4	4.09	41.06	54	-12.94	-	-	-	-	125	103	V

* - indicates frequency in CFR47 Pt 15 / IC RSS-Restricted Band
 PK-U - U-NII: Maximum Peak
 ADR - U-NII AD primary method, RMS average

Note regarding the measurements performed where the EUT had 40% duty cycle - The HT40 Duty cycle correction (39% or 4.09 dB) was used for all 40% Duty Cycle measurements (11a/nHT20 found to be a duty cycle of 38.4% or 4.16 dB). All measurements had sufficient margin to overcome the 0.07 dB difference between the 40 MHz and 20 MHz 40% Duty Cycle Corrections.



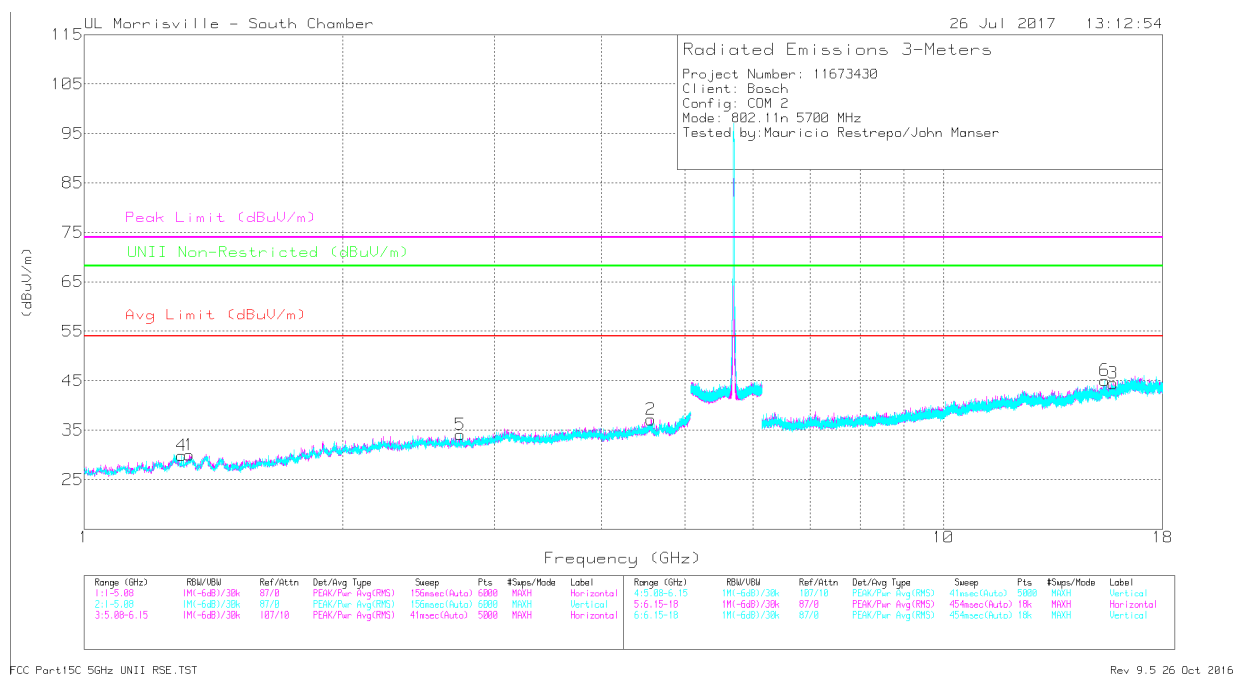
Marker	Frequency (GHz)	Meter Reading (dBuV)	Det	AT0069 AF (dB/m)	Amp/Cbl/Filtr/Pad (dB)	DC Corr (dB)	Corrected Reading (dBuV/m)	Avg Limit (dBuV/m)	Margin (dB)	Peak Limit (dBuV/m)	PK Margin (dB)	UNII Non-Restricted (dBuV/m)	PK Margin (dB)	Azimuth (Degs)	Height (cm)	Polarity
1	* 1.313	41.14	PK-U	29.1	-35	0	35.24	-	-	74	-38.76	-	-	119	259	H
	* 1.314	29.62	ADR	29.1	-35	4.09	27.81	54	-26.19	-	-	-	-	119	259	H
2	* 3.809	41.54	PK-U	33.4	-33.1	0	41.84	-	-	74	-32.16	-	-	57	219	H
	* 3.811	29.15	ADR	33.4	-33.1	4.09	33.54	54	-20.46	-	-	-	-	57	219	H
4	* 1.343	41.88	PK-U	28.6	-34.8	0	35.68	-	-	74	-38.32	-	-	6	135	V
	* 1.34	29.84	ADR	28.6	-34.8	4.09	27.73	54	-26.27	-	-	-	-	6	135	V
5	* 4.313	40.15	PK-U	33.4	-32.1	0	41.45	-	-	74	-32.55	-	-	217	288	V
	* 4.309	28.69	ADR	33.4	-32.1	4.09	34.08	54	-19.92	-	-	-	-	217	288	V
3	* 11.386	33.68	PK-U	38.1	-25	0	46.78	-	-	74	-27.22	-	-	221	318	H
	* 11.387	22.39	ADR	38.1	-25	4.09	39.58	54	-14.42	-	-	-	-	221	318	H
6	* 11.876	33.76	PK-U	38.6	-25.2	0	47.16	-	-	74	-26.84	-	-	190	219	V
	* 11.879	22.5	ADR	38.6	-25.2	4.09	39.99	54	-14.01	-	-	-	-	190	219	V

* - indicates frequency in CFR47 Pt 15 / IC RSS-Restricted Band

PK-U - U-NII: Maximum Peak

ADR - U-NII AD primary method, RMS average

Note regarding the measurements performed where the EUT had 40% duty cycle - The HT40 Duty cycle correction (39% or 4.09 dB) was used for all 40% Duty Cycle measurements (11a/nHT20 found to be a duty cycle of 38.4% or 4.16 dB). All measurements had sufficient margin to overcome the 0.07 dB difference between the 40 MHz and 20 MHz 40% Duty Cycle Corrections.



Marker	Frequency (GHz)	Meter Reading (dBuV)	Det	AT0069 AF (dB/m)	Amp/Cbl/Filtr/Pad (dB)	DC Corr (dB)	Corrected Reading (dBuV/m)	Avg Limit (dBuV/m)	Margin (dB)	Peak Limit (dBuV/m)	PK Margin (dB)	UNII Non-Restricted (dBuV/m)	PK Margin (dB)	Azimuth (Degs)	Height (cm)	Polarity
1	* 1.327	42.7	PK-U	28.8	-34.9	0	36.6	-	-	74	-37.4	-	-	195	395	H
	* 1.328	30.32	ADR	28.8	-34.9	4.09	28.31	54	-25.69	-	-	-	-	195	395	H
2	* 4.566	40.39	PK-U	33.9	-31.8	0	42.49	-	-	74	-31.51	-	-	165	104	H
	* 4.565	28.51	ADR	33.9	-31.8	4.09	34.7	54	-19.3	-	-	-	-	165	104	H
4	* 1.297	41.54	PK-U	29.1	-35	0	35.64	-	-	74	-38.36	-	-	297	229	V
	* 1.296	29.34	ADR	29.1	-35	4.09	27.53	54	-26.47	-	-	-	-	297	229	V
5	* 2.741	41.19	PK-U	32.1	-33.8	0	39.49	-	-	74	-34.51	-	-	83	270	V
	* 2.743	29.49	ADR	32.1	-33.9	4.09	31.78	54	-22.22	-	-	-	-	83	270	V
3	* 15.769	34.35	PK-U	40.3	-24.2	0	50.45	-	-	74	-23.55	-	-	122	139	H
	* 15.772	22.71	ADR	40.3	-24.2	4.09	42.9	54	-11.1	-	-	-	-	122	139	H
6	* 15.406	33.68	PK-U	39.9	-23.3	0	50.28	-	-	74	-23.72	-	-	46	169	V
	* 15.408	22.05	ADR	39.9	-23.3	4.09	42.74	54	-11.26	-	-	-	-	46	169	V

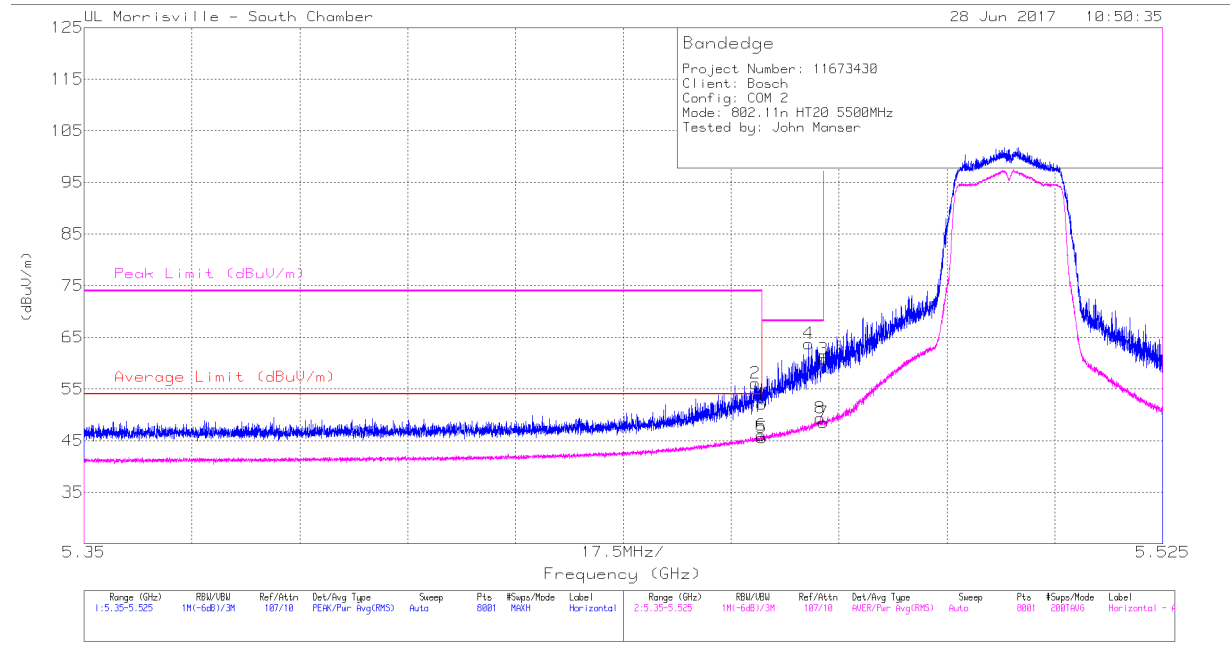
* - indicates frequency in CFR47 Pt 15 / IC RSS-Restricted Band

PK-U - U-NII: Maximum Peak

ADR - U-NII AD primary method, RMS average

Note regarding the measurements performed where the EUT had 40% duty cycle - The HT40 Duty cycle correction (39% or 4.09 dB) was used for all 40% Duty Cycle measurements (11a/nHT20 found to be a duty cycle of 38.4% or 4.16 dB). All measurements had sufficient margin to overcome the 0.07 dB difference between the 40 MHz and 20 MHz 40% Duty Cycle Corrections.

RESTRICTED BANDEGE (LOW CHANNEL INTERNAL CHAIN 1)



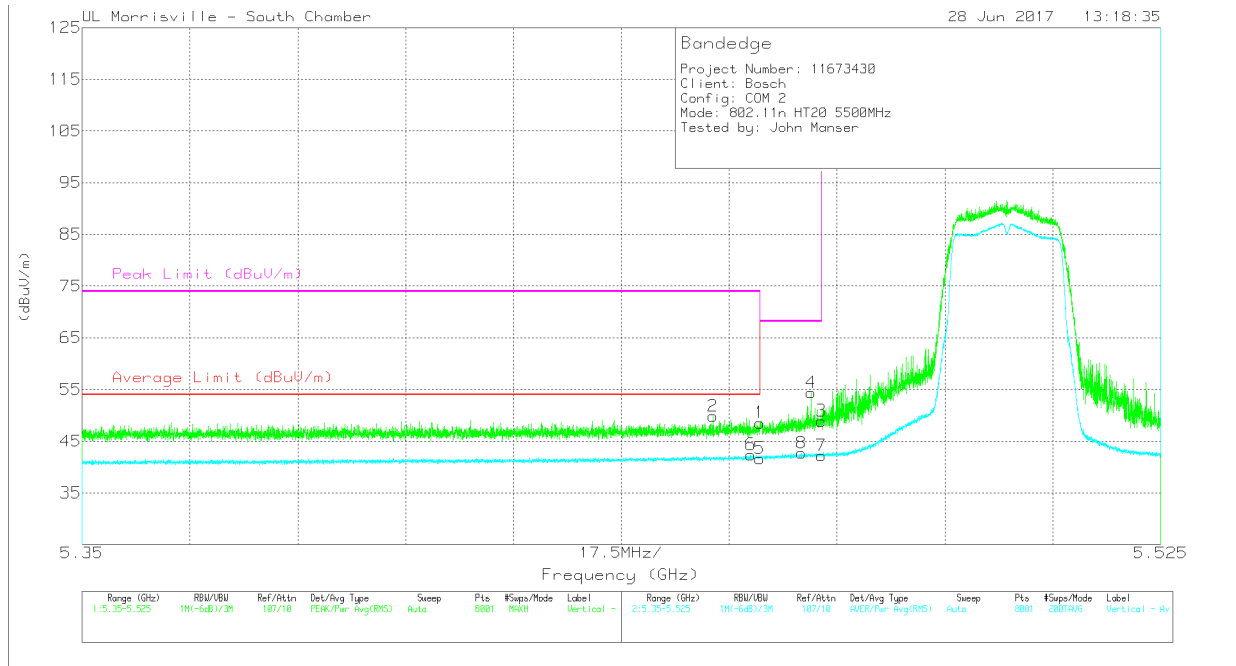
Marker	Frequency (GHz)	Meter Reading (dBuV)	Det	AT0069 AF (dB/m)	Amp/Cbl/Filtr/Pad (dB)	DC Corr (dB)	Corrected Reading (dBuV/m)	Average Limit (dBuV/m)	Margin (dB)	Peak Limit (dBuV/m)	PK Margin (dB)	Azimuth (Degs)	Height (cm)	Polarity
2	* 5.459	45.17	Pk	34.5	-23.6	0	56.07	-	-	74	-17.93	343	146	H
1	* 5.46	41.17	Pk	34.5	-23.6	0	52.07	-	-	74	-21.93	343	146	H
5	* 5.46	30.57	RMS	34.5	-23.6	4.09	45.56	54	-8.44	-	-	343	146	H
6	* 5.46	31.02	RMS	34.5	-23.6	4.09	46.01	54	-7.99	-	-	343	146	H
4	5.468	52.89	Pk	34.5	-23.6	0	63.79	-	-	68.2	-4.41	343	146	H
8	5.469	34.34	RMS	34.5	-23.6	4.09	49.33	-	-	-	-	343	146	H
3	5.47	49.91	Pk	34.5	-23.6	0	60.81	-	-	68.2	-7.39	343	146	H
7	5.47	33.47	RMS	34.5	-23.6	4.09	48.46	-	-	-	-	343	146	H

* - indicates frequency in CFR47 Pt 15 / IC RSS-Restricted Band

Pk - Peak detector

RMS - RMS detection

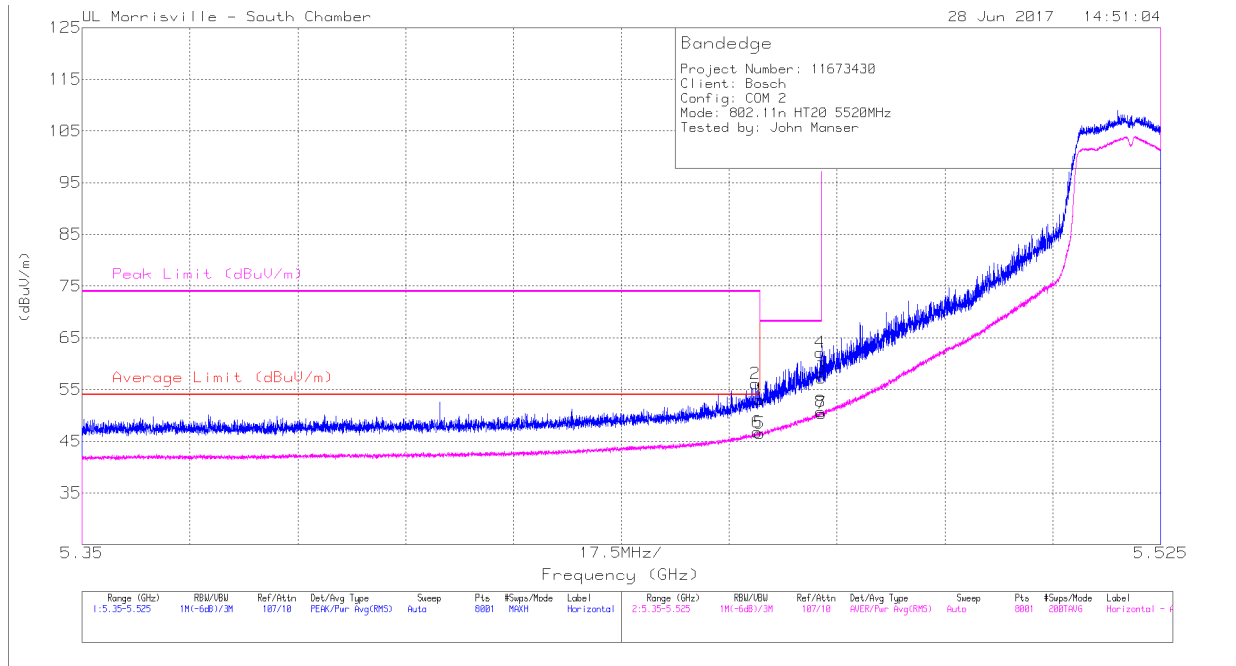
Note regarding the measurements performed where the EUT had 40% duty cycle - The HT40 Duty cycle correction (39% or 4.09 dB) was used for all 40% Duty Cycle measurements (11a/nHT20 found to be a duty cycle of 38.4% or 4.16 dB). All measurements had sufficient margin to overcome the 0.07 dB difference between the 40 MHz and 20 MHz 40% Duty Cycle Corrections.



Marker	Frequency (GHz)	Meter Reading (dBuV)	Det	AT0069 AF (dB/m)	Amp/Cbl/Filtr/Pad (dB)	DC Corr (dB)	Corrected Reading (dBuV/m)	Average Limit (dBuV/m)	Margin (dB)	Peak Limit (dBuV/m)	PK Margin (dB)	Azimuth (Degs)	Height (cm)	Polarity
1	* 5.46	37.66	Pk	34.5	-23.6	0	48.56	-	-	74	-25.44	293	100	V
2	* 5.452	38.96	Pk	34.5	-23.6	0	49.86	-	-	74	-24.14	293	100	V
5	* 5.46	26.67	RMS	34.5	-23.6	4.09	41.66	54	-12.34	-	-	293	100	V
6	* 5.458	27.41	RMS	34.5	-23.6	4.09	42.4	54	-11.6	-	-	293	100	V
8	5.467	27.72	RMS	34.5	-23.6	4.09	42.71	-	-	-	-	293	100	V
4	5.468	43.49	Pk	34.5	-23.6	0	54.39	-	-	68.2	-13.81	293	100	V
3	5.47	38.01	Pk	34.5	-23.6	0	48.91	-	-	68.2	-19.29	293	100	V
7	5.47	27.26	RMS	34.5	-23.6	4.09	42.25	-	-	-	-	293	100	V

* - indicates frequency in CFR47 Pt 15 / IC RSS-Restricted Band
 Pk - Peak detector
 RMS - RMS detection

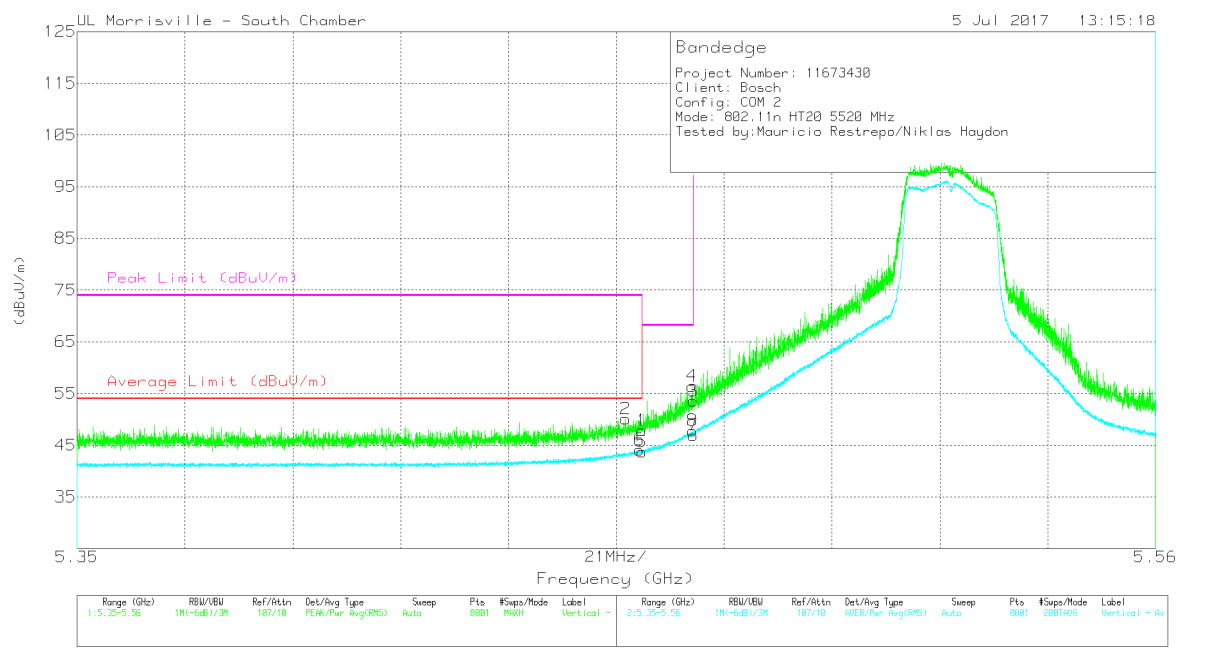
Note regarding the measurements performed where the EUT had 40% duty cycle - The HT40 Duty cycle correction (39% or 4.09 dB) was used for all 40% Duty Cycle measurements (11a/nHT20 found to be a duty cycle of 38.4% or 4.16 dB). All measurements had sufficient margin to overcome the 0.07 dB difference between the 40 MHz and 20 MHz 40% Duty Cycle Corrections.



Marker	Frequency (GHz)	Meter Reading (dBuV)	Det	AT0069 AF (dB/m)	Amp/Cbl/Filtr/Pad (dB)	DC Corr (dB)	Corrected Reading (dBuV/m)	Average Limit (dBuV/m)	Margin (dB)	Peak Limit (dBuV/m)	PK Margin (dB)	Azimuth (Degs)	Height (cm)	Polarity
2	* 5.459	45.25	Pk	34.5	-23.6	0	56.15	-	-	74	-17.85	349	115	H
1	* 5.46	42.18	Pk	34.5	-23.6	0	53.08	-	-	74	-20.92	349	115	H
5	* 5.46	31.53	RMS	34.5	-23.6	4.09	46.52	54	-7.48	-	-	349	115	H
6	* 5.46	31.81	RMS	34.5	-23.6	4.09	46.8	54	-7.2	-	-	349	115	H
3	5.47	46.38	Pk	34.5	-23.6	0	57.28	-	-	68.2	-10.92	349	115	H
4	5.47	51.23	Pk	34.5	-23.6	0	62.13	-	-	68.2	-6.07	349	115	H
7	5.47	35.4	RMS	34.5	-23.6	4.09	50.39	-	-	-	-	349	115	H
8	5.47	35.72	RMS	34.5	-23.6	4.09	50.71	-	-	-	-	349	115	H

* - indicates frequency in CFR47 Pt 15 / IC RSS-Restricted Band
 Pk - Peak detector
 RMS - RMS detection

Note regarding the measurements performed where the EUT had 40% duty cycle - The HT40 Duty cycle correction (39% or 4.09 dB) was used for all 40% Duty Cycle measurements (11a/nHT20 found to be a duty cycle of 38.4% or 4.16 dB). All measurements had sufficient margin to overcome the 0.07 dB difference between the 40 MHz and 20 MHz 40% Duty Cycle Corrections.



Marker	Frequency (GHz)	Meter Reading (dBuV)	Det	AT0069 AF (dB/m)	Amp/Cbl/Filtr/Pad (dB)	DC Corr (dB)	Corrected Reading (dBuV/m)	Average Limit (dBuV/m)	Margin (dB)	Peak Limit (dBuV/m)	PK Margin (dB)	Azimuth (Degs)	Height (cm)	Polarity
2	* 5.457	39.22	PK	34.5	-23.6	0	50.12	-	-	74	-23.88	291	378	V
1	* 5.46	37	PK	34.5	-23.6	0	47.9	-	-	74	-26.1	291	378	V
5	* 5.46	28.69	RMS	34.5	-23.6	4.09	43.68	54	-10.32	-	-	291	378	V
6	* 5.46	29.13	RMS	34.5	-23.6	4.09	44.12	54	-9.88	-	-	291	378	V
3	5.47	42.61	PK	34.5	-23.6	0	53.51	-	-	68.2	-14.69	291	378	V
4	5.47	45.52	PK	34.5	-23.6	0	56.42	-	-	68.2	-11.78	291	378	V
7	5.47	31.87	RMS	34.5	-23.6	4.09	46.86	-	-	-	-	291	378	V
8	5.47	32.81	RMS	34.5	-23.6	4.09	47.8	-	-	-	-	291	378	V

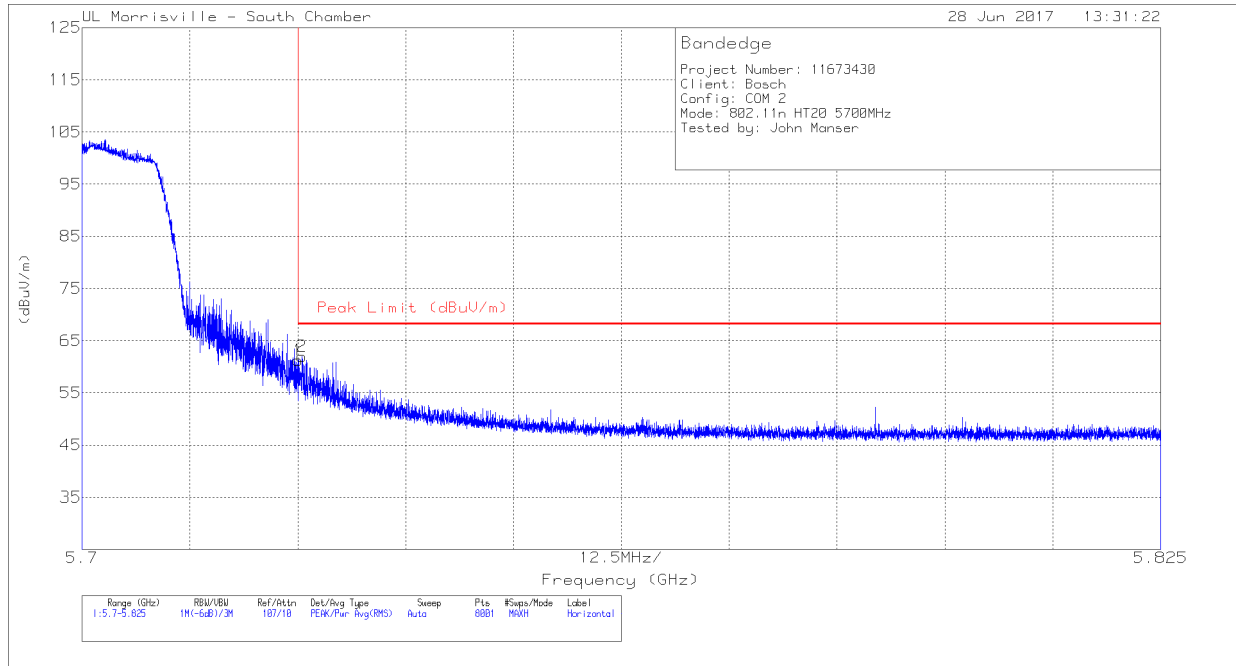
* - indicates frequency in CFR47 Pt 15 / IC RSS-Restricted Band

Pk - Peak detector

RMS - RMS detection

Note regarding the measurements performed where the EUT had 40% duty cycle - The HT40 Duty cycle correction (39% or 4.09 dB) was used for all 40% Duty Cycle measurements (11a/nHT20 found to be a duty cycle of 38.4% or 4.16 dB). All measurements had sufficient margin to overcome the 0.07 dB difference between the 40 MHz and 20 MHz 40% Duty Cycle Corrections.

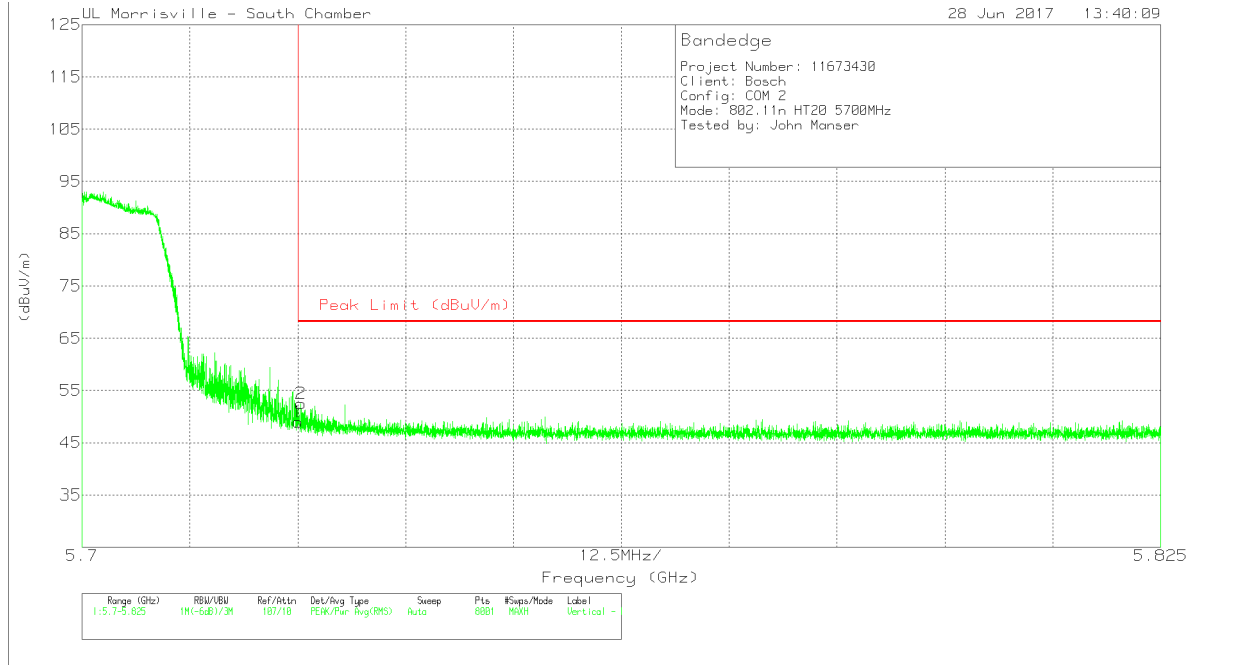
AUTHORIZED BANDEDGE (HIGH CHANNEL INTERNAL CHAIN 1)



Marker	Frequency (GHz)	Meter Reading (dBuV)	Det	AT0069 AF (dB/m)	Amp/Cbl/Filtr/Pad (dB)	DC Corr (dB)	Corrected Reading (dBuV/m)	Peak Limit (dBuV/m)	PK Margin (dB)	Azimuth (Degs)	Height (cm)	Polarity
1	5.725	50.13	Pk	34.6	-23.5	0	61.23	68.2	-6.97	344	117	H
2	5.726	50.85	Pk	34.6	-23.5	0	61.95	68.2	-6.25	344	117	H

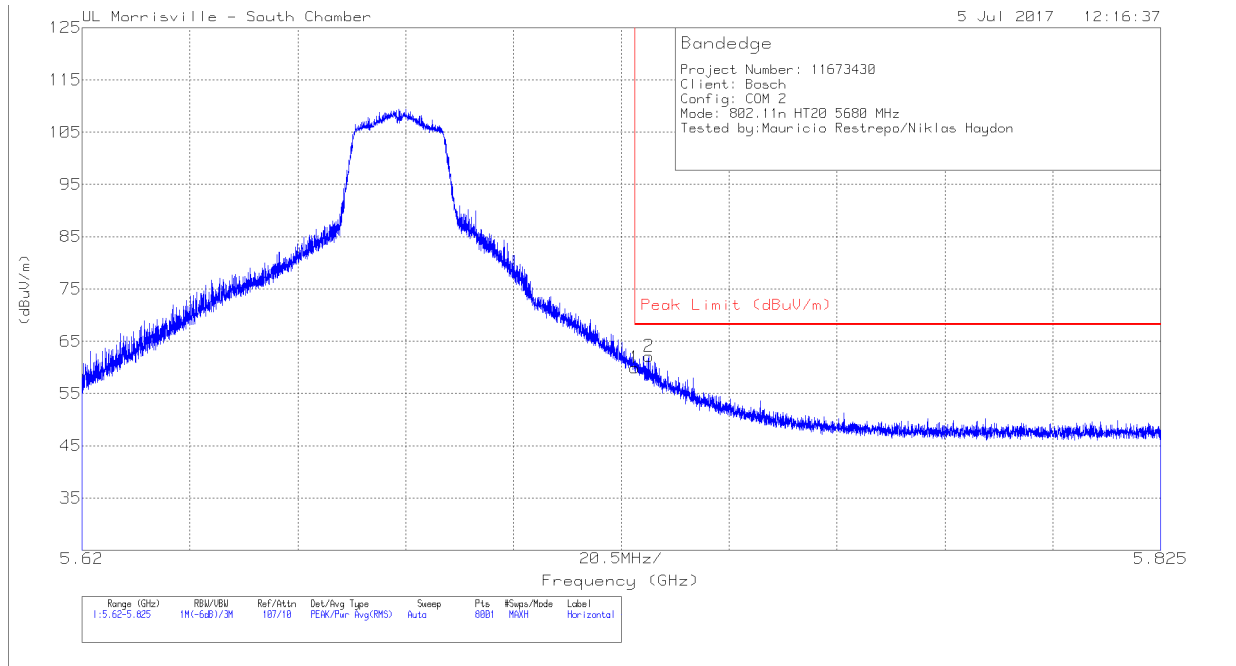
* - indicates frequency in CFR47 Pt 15 / IC RSS-Restricted Band

Pk - Peak detector



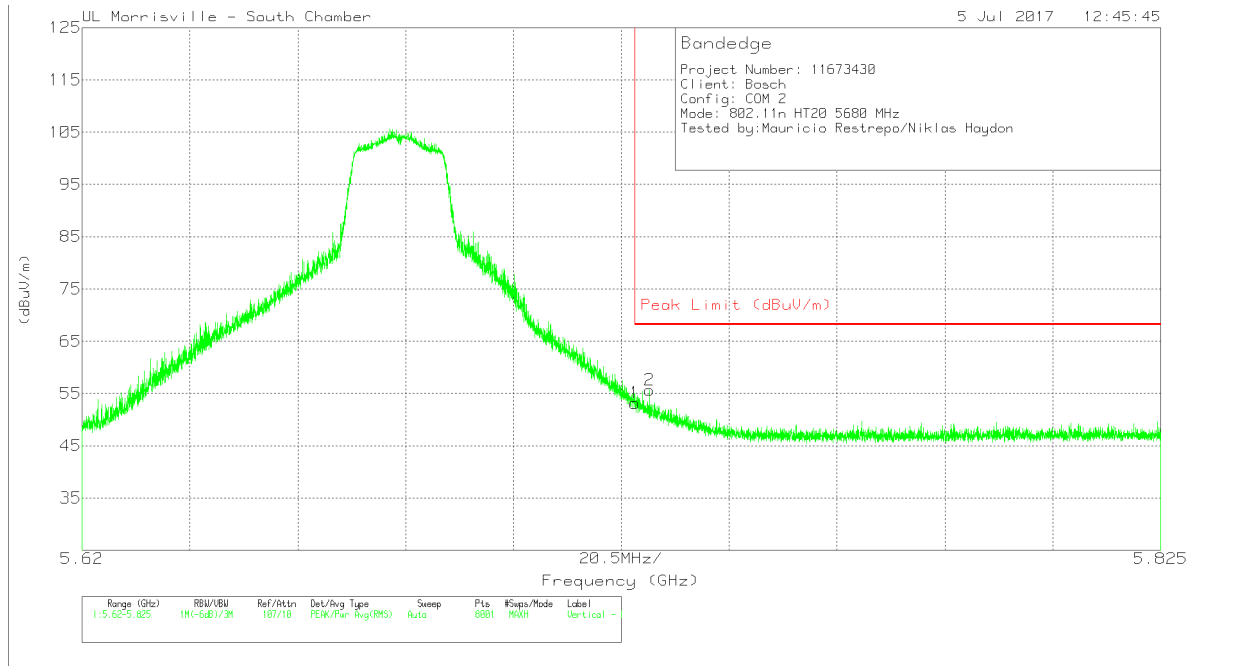
Marker	Frequency (GHz)	Meter Reading (dBuV)	Det	AT0069 AF (dB/m)	Amp/Cbl/Filtr/Pad (dB)	DC Corr (dB)	Corrected Reading (dBuV/m)	Peak Limit (dBuV/m)	PK Margin (dB)	Azimuth (Degs)	Height (cm)	Polarity
1	5.725	37.85	Pk	34.6	-23.5	0	48.95	68.2	-19.25	292	240	V
2	5.725	41.41	Pk	34.6	-23.5	0	52.51	68.2	-15.69	292	240	V

* - indicates frequency in CFR47 Pt 15 / IC RSS-Restricted Band
 Pk - Peak detector



Marker	Frequency (GHz)	Meter Reading (dBuV)	Det	AT0069 AF (dB/m)	Amp/Cbl/Filtr/Pad (dB)	DC Corr (dB)	Corrected Reading (dBuV/m)	Peak Limit (dBuV/m)	PK Margin (dB)	Azimuth (Degs)	Height (cm)	Polarity
1	5.725	48.86	Pk	34.6	-23.5	0	59.96	68.2	-8.24	337	117	H
2	5.728	51.03	Pk	34.6	-23.5	0	62.13	68.2	-6.07	337	117	H

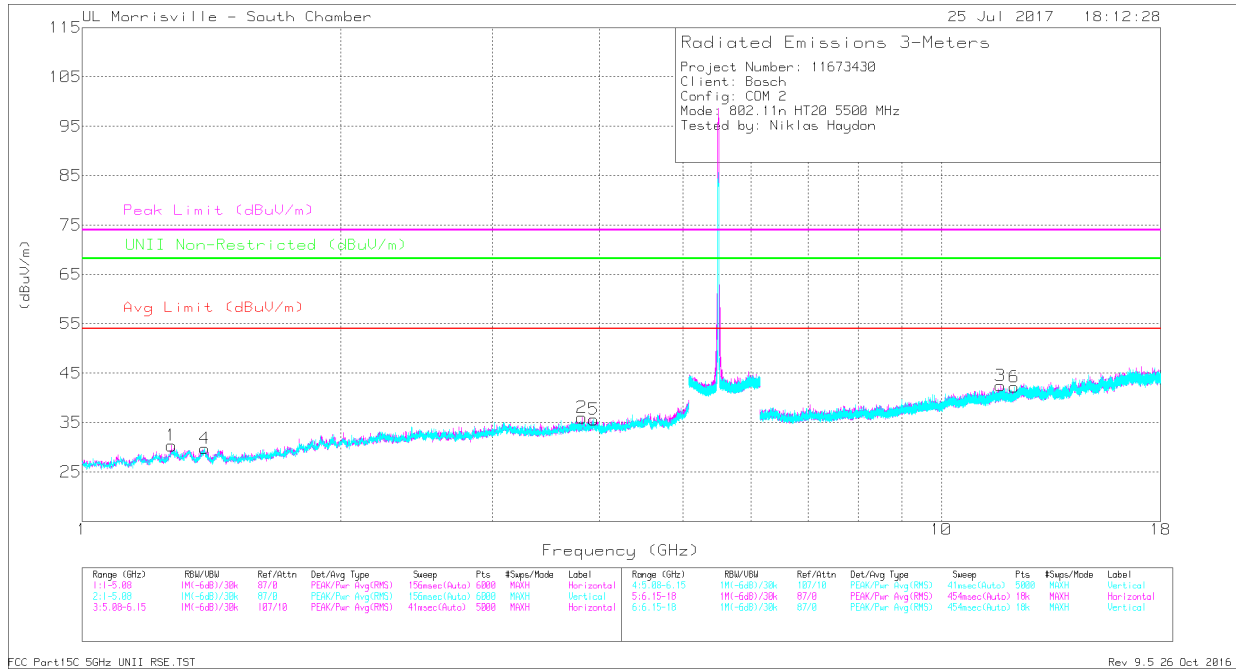
* - indicates frequency in CFR47 Pt 15 / IC RSS-Restricted Band
 Pk - Peak detector



Marker	Frequency (GHz)	Meter Reading (dBuV)	Det	AT0069 AF (dB/m)	Amp/Cbl/Filtr/Pad (dB)	DC Corr (dB)	Corrected Reading (dBuV/m)	Peak Limit (dBuV/m)	PK Margin (dB)	Azimuth (Degs)	Height (cm)	Polarity
1	5.725	42.07	Pk	34.6	-23.5	0	53.17	68.2	-15.03	287	388	V
2	5.728	44.52	Pk	34.6	-23.5	0	55.62	68.2	-12.58	287	388	V

* - indicates frequency in CFR47 Pt 15 / IC RSS-Restricted Band
 Pk - Peak detector

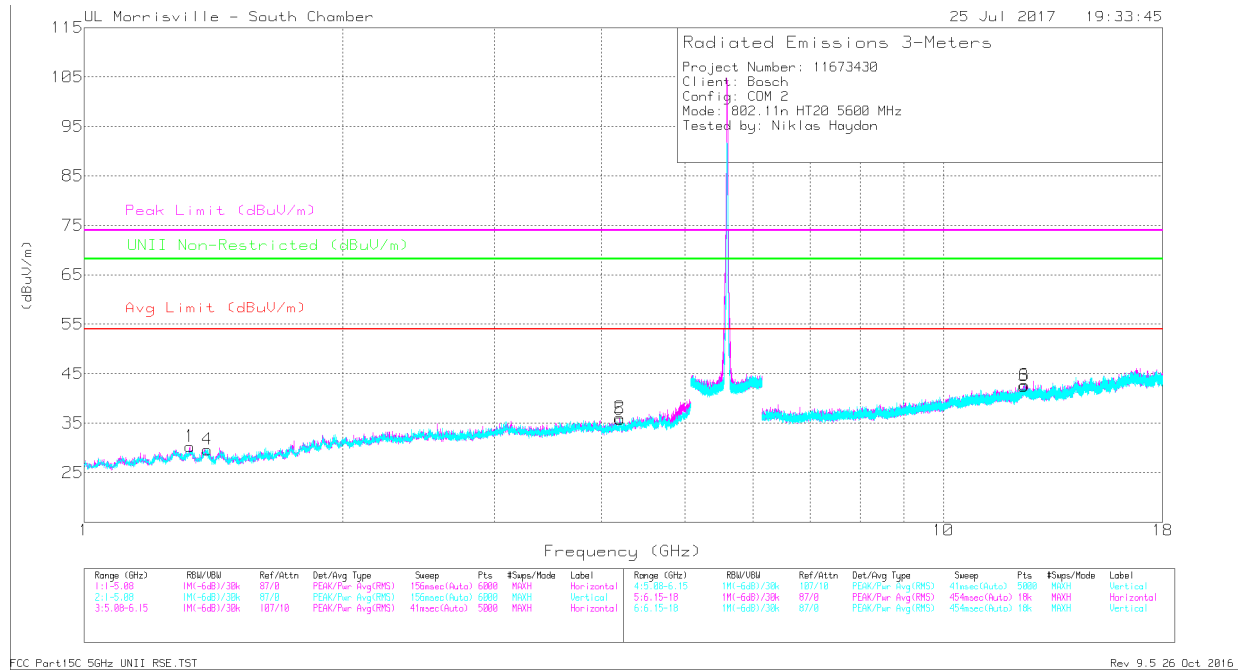
HARMONICS AND SPURIOUS EMISSIONS – INTERNAL CHAIN 1



Marker	Frequency (GHz)	Meter Reading (dBuV)	Det	AT0069 AF (dB/m)	Amp/Cbl/Filtr/Pad (dB)	DC Corr (dB)	Corrected Reading (dBuV/m)	Avg Limit (dBuV/m)	Margin (dB)	Peak Limit (dBuV/m)	PK Margin (dB)	UNII Non-Restricted (dBuV/m)	PK Margin (dB)	Azimuth (Degs)	Height (cm)	Polarity
1	* 1.27	42.38	PK-U	29	-35.2	0	36.18	-	-	74	-37.82	-	-	113	392	H
	* 1.27	30.45	ADR	29	-35.2	4.09	28.34	54	-25.66	-	-	-	-	113	392	H
2	* 3.815	41.19	PK-U	33.4	-33.1	0	41.49	-	-	74	-32.51	-	-	62	137	H
	* 3.814	29.23	ADR	33.4	-33.1	4.09	33.62	54	-20.38	-	-	-	-	62	137	H
4	* 1.386	43.37	PK-U	28.9	-34.8	0	37.47	-	-	74	-36.53	-	-	9	177	V
	* 1.388	30.42	ADR	28.8	-34.8	4.09	28.51	54	-25.49	-	-	-	-	9	177	V
5	* 3.942	39.94	PK-U	33.3	-32.1	0	41.14	-	-	74	-32.86	-	-	28	212	V
	* 3.94	28.36	ADR	33.3	-32.1	4.09	33.65	54	-20.35	-	-	-	-	28	212	V
3	* 11.716	33.87	PK-U	38.5	-24.7	0	47.67	-	-	74	-26.33	-	-	318	302	H
	* 11.715	22.3	ADR	38.5	-24.7	4.09	40.19	54	-13.81	-	-	-	-	318	302	H
6	* 12.161	33.95	PK-U	38.8	-25.4	0	47.35	-	-	74	-26.65	-	-	41	241	V
	* 12.161	22.49	ADR	38.8	-25.4	4.09	39.98	54	-14.02	-	-	-	-	41	241	V

* - indicates frequency in CFR47 Pt 15 / IC RSS-Restricted Band
 PK-U - U-NII: Maximum Peak
 ADR - U-NII AD primary method, RMS average

Note regarding the measurements performed where the EUT had 40% duty cycle - The HT40 Duty cycle correction (39% or 4.09 dB) was used for all 40% Duty Cycle measurements (11a/nHT20 found to be a duty cycle of 38.4% or 4.16 dB). All measurements had sufficient margin to overcome the 0.07 dB difference between the 40 MHz and 20 MHz 40% Duty Cycle Corrections.



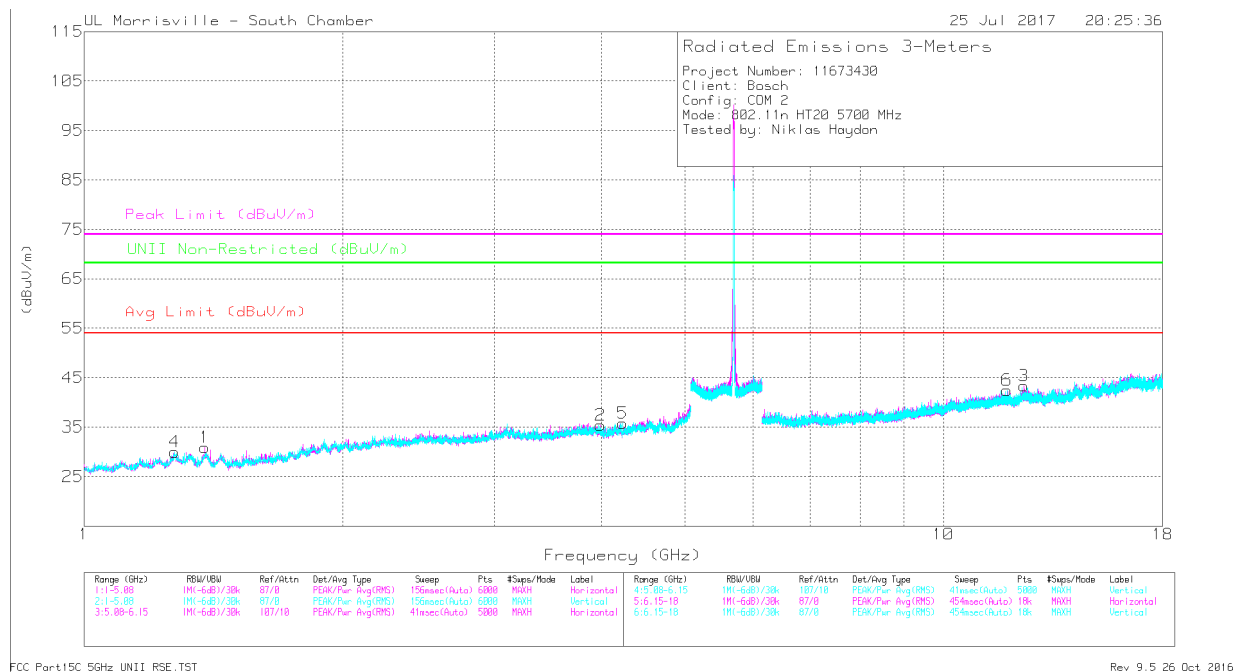
Marker	Frequency (GHz)	Meter Reading (dBuV)	Det	AT0069 AF (dB/m)	Amp/Cbl/Filtr/Pad (dB)	DC Corr (dB)	Corrected Reading (dBuV/m)	Avg Limit (dBuV/m)	Margin (dB)	Peak Limit (dBuV/m)	PK Margin (dB)	UNII Non-Restricted (dBuV/m)	PK Margin (dB)	Azimuth (Degs)	Height (cm)	Polarity
1	* 1.327	42.21	PK-U	28.8	-34.9	0	36.11	-	-	74	-37.89	-	-	239	237	H
	* 1.33	30.46	ADR	28.8	-34.8	4.09	28.55	54	-25.45	-	-	-	-	239	237	H
2	* 4.2	40.08	PK-U	33.3	-31.9	0	41.48	-	-	74	-32.52	-	-	343	278	H
	* 4.203	28.3	ADR	33.3	-31.9	4.09	33.79	54	-20.21	-	-	-	-	343	278	H
4	* 1.389	42.45	PK-U	28.8	-34.8	0	36.45	-	-	74	-37.55	-	-	15	248	V
	* 1.389	30.36	ADR	28.8	-34.8	4.09	28.45	54	-25.55	-	-	-	-	15	248	V
5	* 4.209	39.85	PK-U	33.3	-31.9	0	41.25	-	-	74	-32.75	-	-	80	162	V
	* 4.208	28.4	ADR	33.3	-31.9	4.09	33.89	54	-20.11	-	-	-	-	80	162	V
3	* 12.403	34.58	PK-U	38.9	-24.4	0	49.08	-	-	74	-24.92	-	-	17	372	H
	* 12.401	22.54	ADR	38.9	-24.4	4.09	41.13	54	-12.87	-	-	-	-	17	372	H
6	* 12.434	33.95	PK-U	38.9	-24.4	0	48.45	-	-	74	-25.55	-	-	166	169	V
	* 12.432	22.12	ADR	38.9	-24.4	4.09	40.71	54	-13.29	-	-	-	-	166	169	V

* - indicates frequency in CFR47 Pt 15 / IC RSS-Restricted Band

PK-U - U-NII: Maximum Peak

ADR - U-NII AD primary method, RMS average

Note regarding the measurements performed where the EUT had 40% duty cycle - The HT40 Duty cycle correction (39% or 4.09 dB) was used for all 40% Duty Cycle measurements (11a/nHT20 found to be a duty cycle of 38.4% or 4.16 dB). All measurements had sufficient margin to overcome the 0.07 dB difference between the 40 MHz and 20 MHz 40% Duty Cycle Corrections.



Marker	Frequency (GHz)	Meter Reading (dBuV)	Det	AT0069 AF (dB/m)	Amp/Cbl/Filtr/Pad (dB)	DC Corr (dB)	Corrected Reading (dBuV/m)	Avg Limit (dBuV/m)	Margin (dB)	Peak Limit (dBuV/m)	PK Margin (dB)	UNII Non-Restricted (dBuV/m)	PK Margin (dB)	Azimuth (Degs)	Height (cm)	Polarity
1	* 1.383	42.28	PK-U	28.9	-34.8	0	36.38	-	-	74	-37.62	-	-	307	313	H
	* 1.384	30.41	ADR	28.9	-34.8	4.09	28.6	54	-25.4	-	-	-	-	307	313	H
2	* 3.989	39.89	PK-U	33.3	-32.1	0	41.09	-	-	74	-32.91	-	-	330	198	H
	* 3.991	28.19	ADR	33.3	-32.2	4.09	33.38	54	-20.62	-	-	-	-	330	198	H
4	* 1.276	42.45	PK-U	29	-35.1	0	36.35	-	-	74	-37.65	-	-	137	329	V
	* 1.274	30.5	ADR	29	-35.1	4.09	28.49	54	-25.51	-	-	-	-	137	329	V
5	* 4.233	41.14	PK-U	33.4	-32.2	0	42.34	-	-	74	-31.66	-	-	8	260	V
	* 4.234	28.12	ADR	33.4	-32.2	4.09	33.41	54	-20.59	-	-	-	-	8	260	V
3	* 12.41	33.78	PK-U	38.9	-24.4	0	48.28	-	-	74	-25.72	-	-	285	159	H
	* 12.412	22.47	ADR	38.9	-24.4	4.09	41.06	54	-12.94	-	-	-	-	285	159	H
6	* 11.858	34.37	PK-U	38.6	-25.2	0	47.77	-	-	74	-26.23	-	-	100	103	V
	* 11.859	22.48	ADR	38.6	-25.2	4.09	39.97	54	-14.03	-	-	-	-	100	103	V

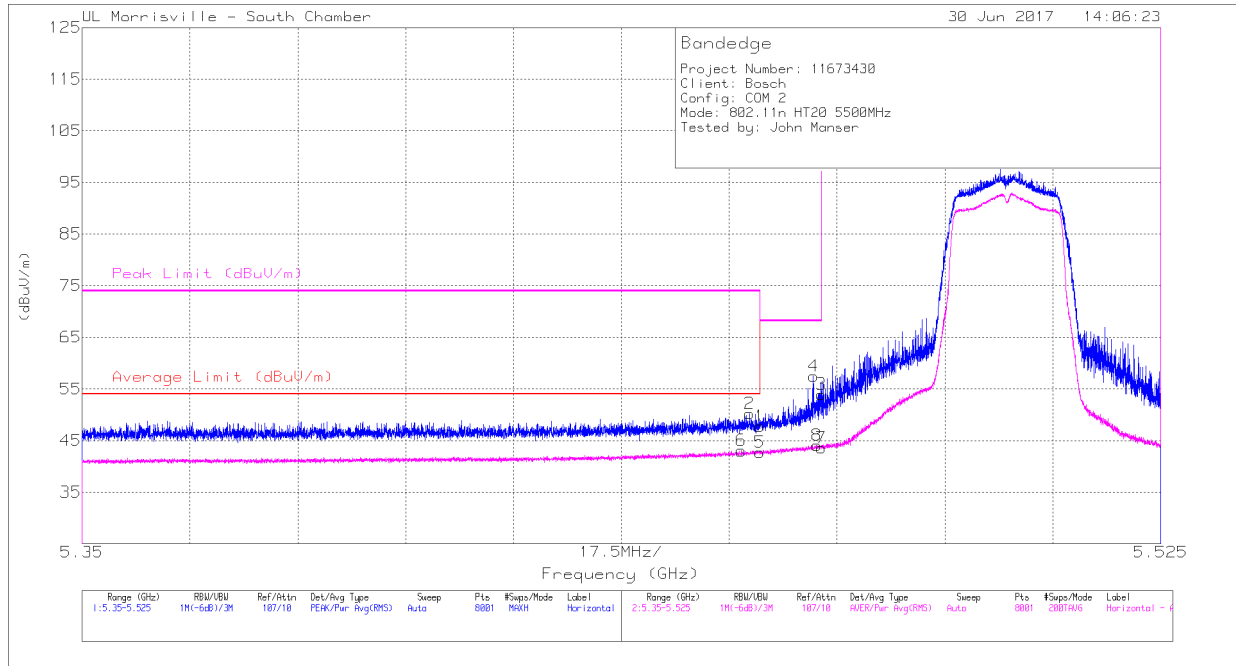
* - indicates frequency in CFR47 Pt 15 / IC RSS-Restricted Band

PK-U - U-NII: Maximum Peak

ADR - U-NII AD primary method, RMS average

Note regarding the measurements performed where the EUT had 40% duty cycle - The HT40 Duty cycle correction (39% or 4.09 dB) was used for all 40% Duty Cycle measurements (11a/nHT20 found to be a duty cycle of 38.4% or 4.16 dB). All measurements had sufficient margin to overcome the 0.07 dB difference between the 40 MHz and 20 MHz 40% Duty Cycle Corrections.

RESTRICTED BANDEDGE (LOW CHANNEL EXTERNAL CHAIN 0)



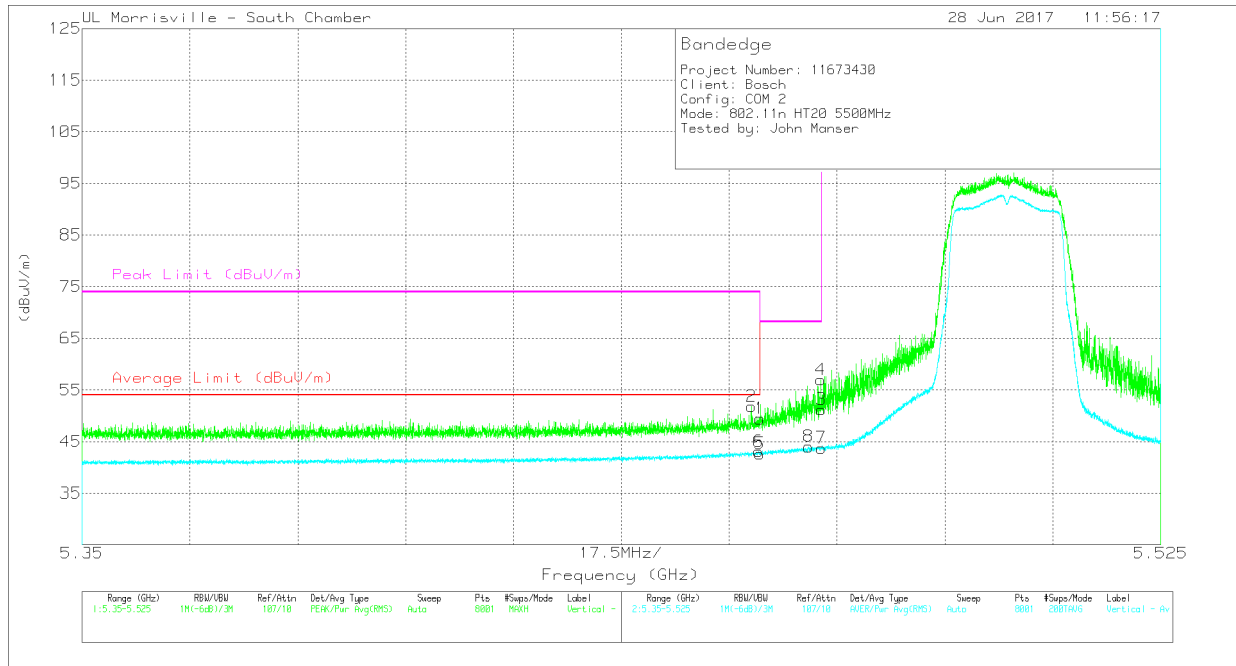
Marker	Frequency (GHz)	Meter Reading (dBuV)	Det	AT0069 AF (dB/m)	Amp/Cbl/Filtr/Pad (dB)	DC Corr (dB)	Corrected Reading (dBuV/m)	Average Limit (dBuV/m)	Margin (dB)	Peak Limit (dBuV/m)	PK Margin (dB)	Azimuth (Degs)	Height (cm)	Polarity
1	* 5.46	36.89	Pk	34.5	-23.6	0	47.79	-	-	74	-26.21	40	266	H
2	* 5.458	39.34	Pk	34.5	-23.6	0	50.24	-	-	74	-23.76	40	266	H
5	* 5.46	27.75	RMS	34.5	-23.6	4.09	42.74	54	-11.26	-	-	40	266	H
6	* 5.457	28.05	RMS	34.5	-23.6	4.09	43.04	54	-10.96	-	-	40	266	H
4	5.469	46.56	Pk	34.5	-23.6	0	57.46	-	-	68.2	-10.74	40	266	H
8	5.469	29.08	RMS	34.5	-23.6	4.09	44.07	-	-	-	-	40	266	H
3	5.47	43.04	Pk	34.5	-23.6	0	53.94	-	-	68.2	-14.26	40	266	H
7	5.47	28.61	RMS	34.5	-23.6	4.09	43.6	-	-	-	-	40	266	H

* - indicates frequency in CFR47 Pt 15 / IC RSS-Restricted Band

Pk - Peak detector

RMS - RMS detection

Note regarding the measurements performed where the EUT had 40% duty cycle - The HT40 Duty cycle correction (39% or 4.09 dB) was used for all 40% Duty Cycle measurements (11a/nHT20 found to be a duty cycle of 38.4% or 4.16 dB). All measurements had sufficient margin to overcome the 0.07 dB difference between the 40 MHz and 20 MHz 40% Duty Cycle Corrections.



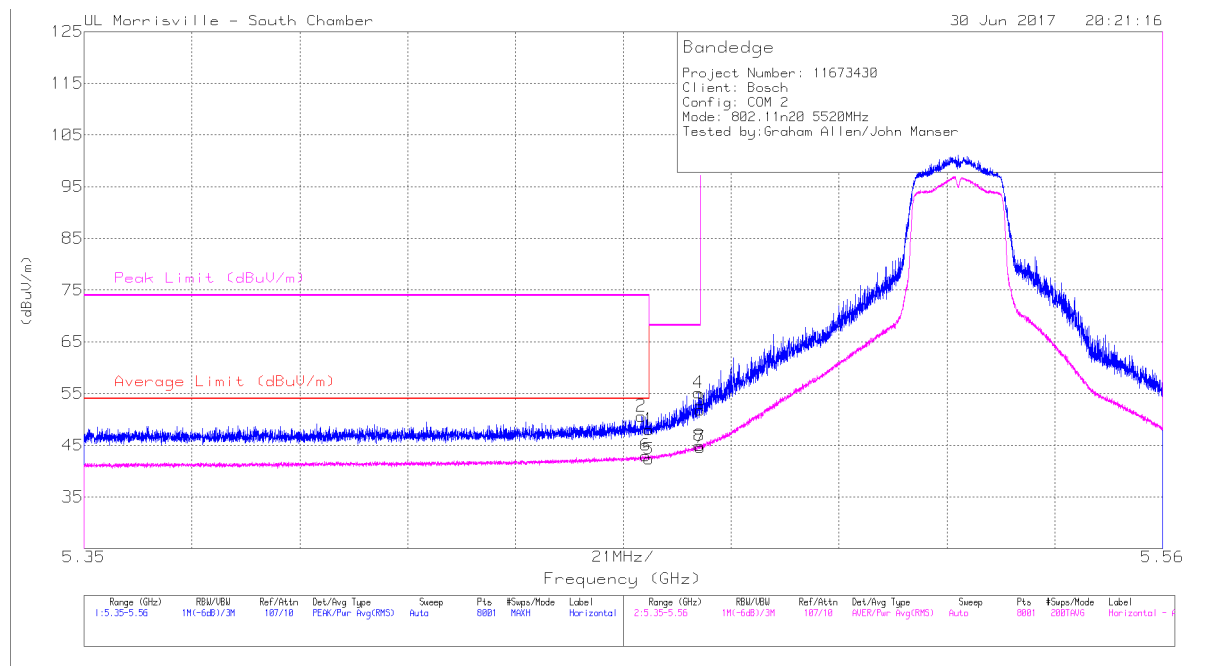
Marker	Frequency (GHz)	Meter Reading (dBuV)	Det	AT0069 AF (dB/m)	Amp/Cbl/Filtr/Pad (dB)	DC Corr (dB)	Corrected Reading (dBuV/m)	Average Limit (dBuV/m)	Margin (dB)	Peak Limit (dBuV/m)	PK Margin (dB)	Azimuth (Degs)	Height (cm)	Polarity
1	* 5.46	38.53	PK	34.5	-23.6	0	49.43	-	-	74	-24.57	197	159	V
2	* 5.459	40.94	PK	34.5	-23.6	0	51.84	-	-	74	-22.16	197	159	V
5	* 5.46	27.65	RMS	34.5	-23.6	4.09	42.64	54	-11.36	-	-	197	159	V
6	* 5.46	28.07	RMS	34.5	-23.6	4.09	43.06	54	-10.94	-	-	197	159	V
8	5.468	29.03	RMS	34.5	-23.6	4.09	44.02	-	-	-	-	197	159	V
3	5.47	40.34	PK	34.5	-23.6	0	51.24	-	-	68.2	-16.96	197	159	V
4	5.47	46.05	PK	34.5	-23.6	0	56.95	-	-	68.2	-11.25	197	159	V
7	5.47	28.77	RMS	34.5	-23.6	4.09	43.76	-	-	-	-	197	159	V

* - indicates frequency in CFR47 Pt 15 / IC RSS-Restricted Band

PK - Peak detector

RMS - RMS detection

Note regarding the measurements performed where the EUT had 40% duty cycle - The HT40 Duty cycle correction (39% or 4.09 dB) was used for all 40% Duty Cycle measurements (11a/nHT20 found to be a duty cycle of 38.4% or 4.16 dB). All measurements had sufficient margin to overcome the 0.07 dB difference between the 40 MHz and 20 MHz 40% Duty Cycle Corrections.



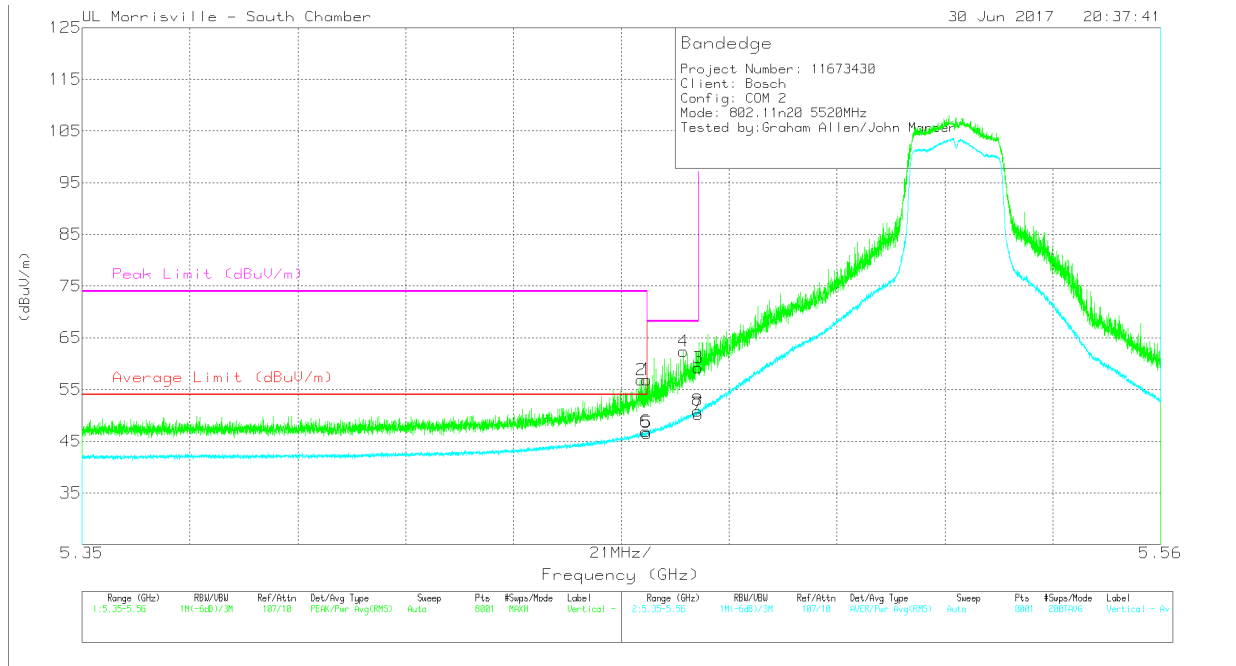
Marker	Frequency (GHz)	Meter Reading (dBuV)	Det	AT0069 AF (dB/m)	Amp/Cbl/Filtr/Pad (dB)	DC Corr (dB)	Corrected Reading (dBuV/m)	Average Limit (dBuV/m)	Margin (dB)	Peak Limit (dBuV/m)	PK Margin (dB)	Azimuth (Degs)	Height (cm)	Polarity
1	* 5.46	37.16	Pk	34.5	-23.6	0	48.06	-	-	74	-25.94	326	108	H
2	* 5.458	39.74	Pk	34.5	-23.6	0	50.64	-	-	74	-23.36	326	108	H
5	* 5.46	27.34	RMS	34.5	-23.6	4.09	42.33	54	-11.67	-	-	326	108	H
6	* 5.459	28.04	RMS	34.5	-23.6	4.09	43.03	54	-10.97	-	-	326	108	H
3	5.47	40.95	Pk	34.5	-23.6	0	51.85	-	-	68.2	-16.35	326	108	H
4	5.47	44.28	Pk	34.5	-23.6	0	55.18	-	-	68.2	-13.02	326	108	H
7	5.47	29.61	RMS	34.5	-23.6	4.09	44.6	-	-	-	-	326	108	H
8	5.47	29.96	RMS	34.5	-23.6	4.09	44.95	-	-	-	-	326	108	H

* - indicates frequency in CFR47 Pt 15 / IC RSS-Restricted Band

Pk - Peak detector

RMS - RMS detection

Note regarding the measurements performed where the EUT had 40% duty cycle - The HT40 Duty cycle correction (39% or 4.09 dB) was used for all 40% Duty Cycle measurements (11a/nHT20 found to be a duty cycle of 38.4% or 4.16 dB). All measurements had sufficient margin to overcome the 0.07 dB difference between the 40 MHz and 20 MHz 40% Duty Cycle Corrections.

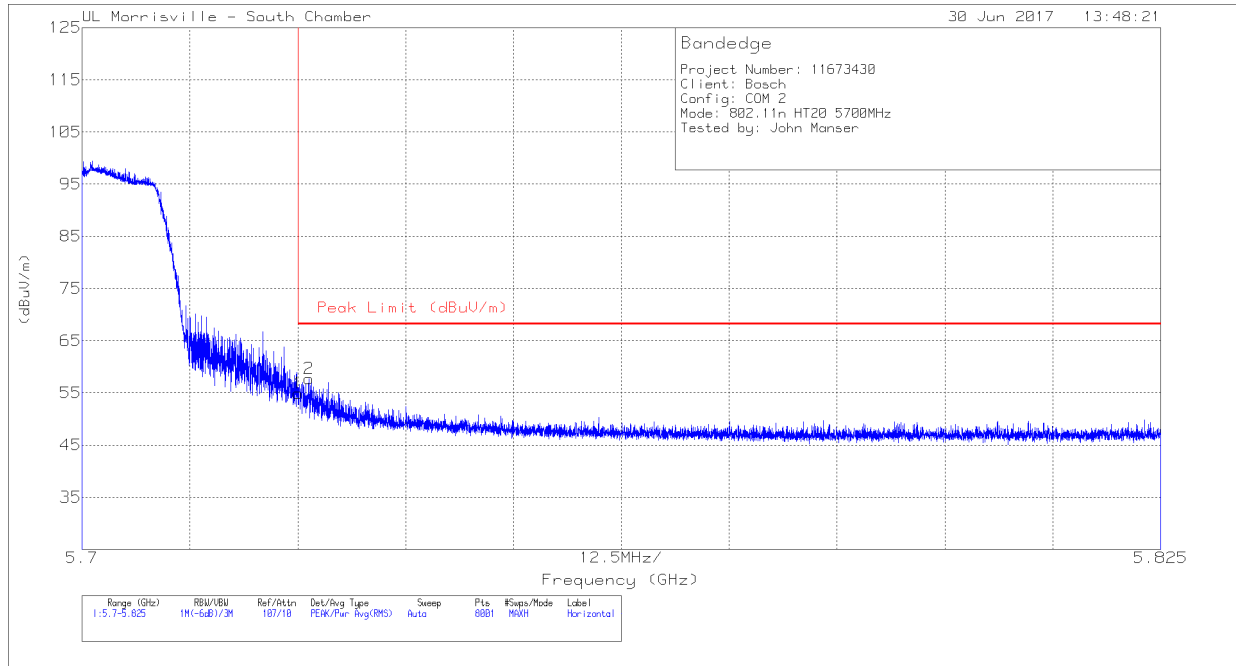


Marker	Frequency (GHz)	Meter Reading (dBuV)	Det	AT0069 AF (dB/m)	Amp/Cbl/Filtr/Pad (dB)	DC Corr (dB)	Corrected Reading (dBuV/m)	Average Limit (dBuV/m)	Margin (dB)	Peak Limit (dBuV/m)	PK Margin (dB)	Azimuth (Degs)	Height (cm)	Polarity
1	* 5.46	46.01	Pk	34.5	-23.6	0	56.91	-	-	74	-17.09	222	126	V
2	* 5.459	45.96	Pk	34.5	-23.6	0	56.86	-	-	74	-17.14	222	126	V
5	* 5.46	31.62	RMS	34.5	-23.6	4.09	46.61	54	-7.39	-	-	222	126	V
6	* 5.46	31.92	RMS	34.5	-23.6	4.09	46.91	54	-7.09	-	-	222	126	V
4	5.467	51.48	Pk	34.5	-23.6	0	62.38	-	-	68.2	-5.82	222	126	V
3	5.47	48.27	Pk	34.5	-23.6	0	59.17	-	-	68.2	-9.03	222	126	V
7	5.47	35.27	RMS	34.5	-23.6	4.09	50.26	-	-	-	-	222	126	V
8	5.47	35.91	RMS	34.5	-23.6	4.09	50.9	-	-	-	-	222	126	V

* - indicates frequency in CFR47 Pt 15 / IC RSS-Restricted Band
 Pk - Peak detector
 RMS - RMS detection

Note regarding the measurements performed where the EUT had 40% duty cycle - The HT40 Duty cycle correction (39% or 4.09 dB) was used for all 40% Duty Cycle measurements (11a/nHT20 found to be a duty cycle of 38.4% or 4.16 dB). All measurements had sufficient margin to overcome the 0.07 dB difference between the 40 MHz and 20 MHz 40% Duty Cycle Corrections.

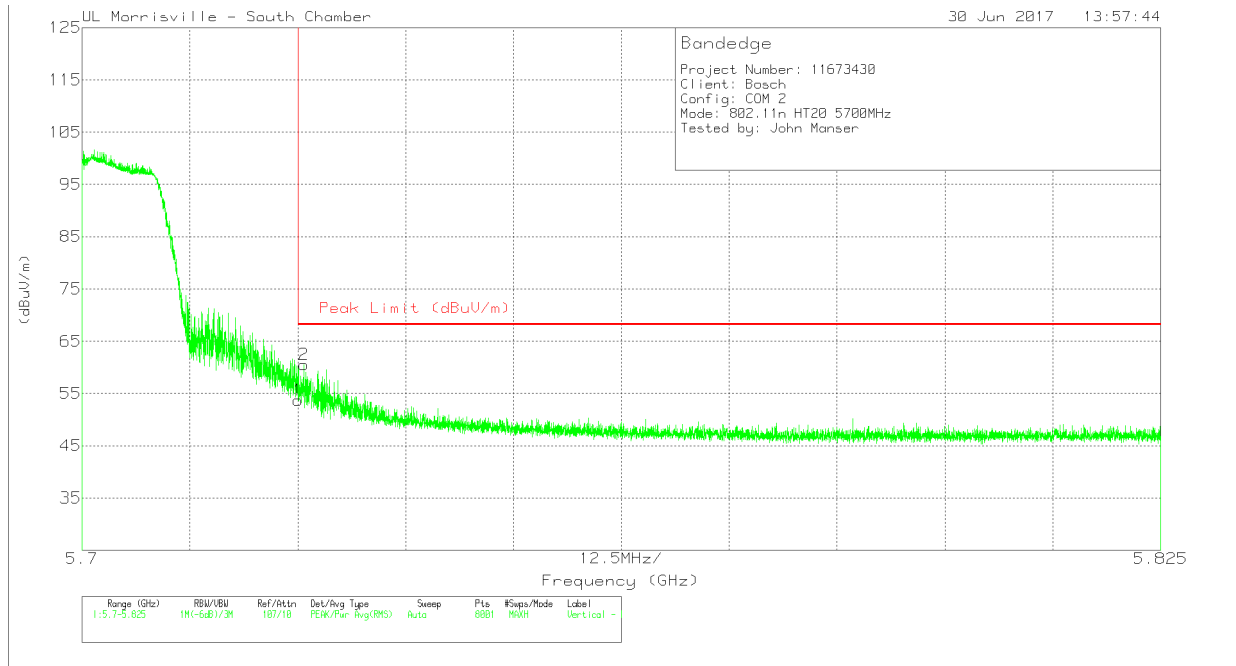
AUTHORIZED BANDEGE (HIGH CHANNEL EXTERNAL CHAIN 0)



Marker	Frequency (GHz)	Meter Reading (dBuV)	Det	AT0069 AF (dB/m)	Amp/Cbl/Filtr/Pad (dB)	DC Corr (dB)	Corrected Reading (dBuV/m)	Peak Limit (dBuV/m)	PK Margin (dB)	Azimuth (Degs)	Height (cm)	Polarity
1	5.725	43.81	Pk	34.6	-23.5	0	54.91	68.2	-13.29	92	115	H
2	5.726	46.61	Pk	34.6	-23.5	0	57.71	68.2	-10.49	92	115	H

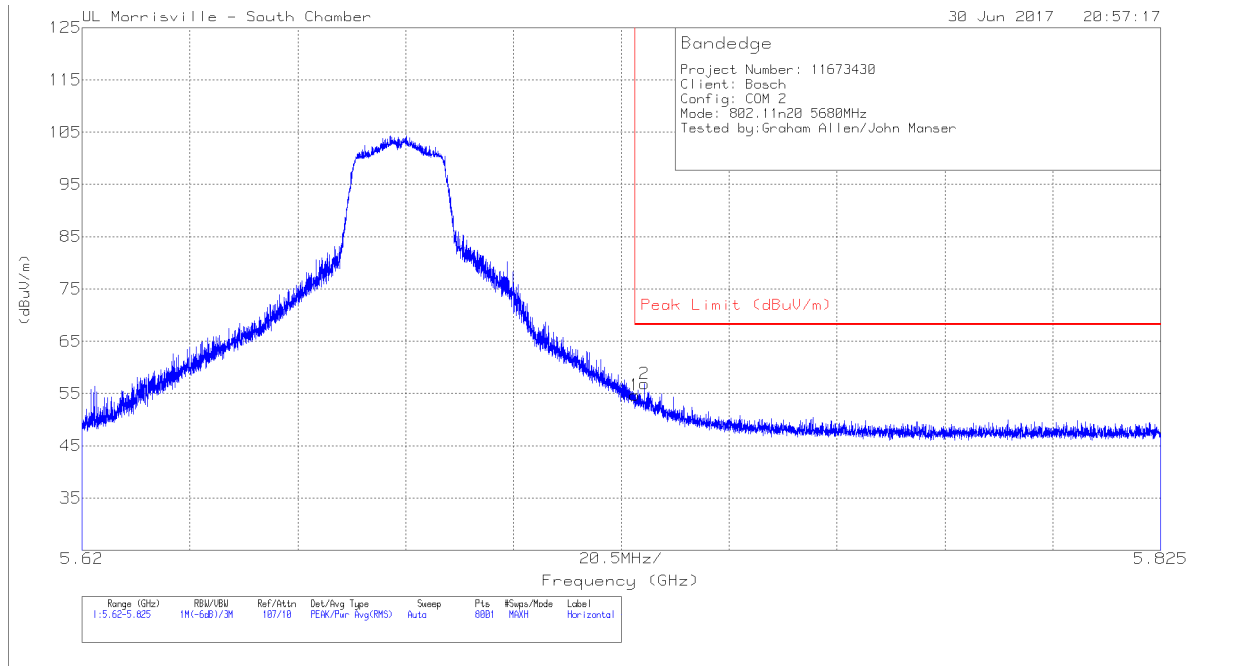
* - indicates frequency in CFR47 Pt 15 / IC RSS-Restricted Band

Pk - Peak detector



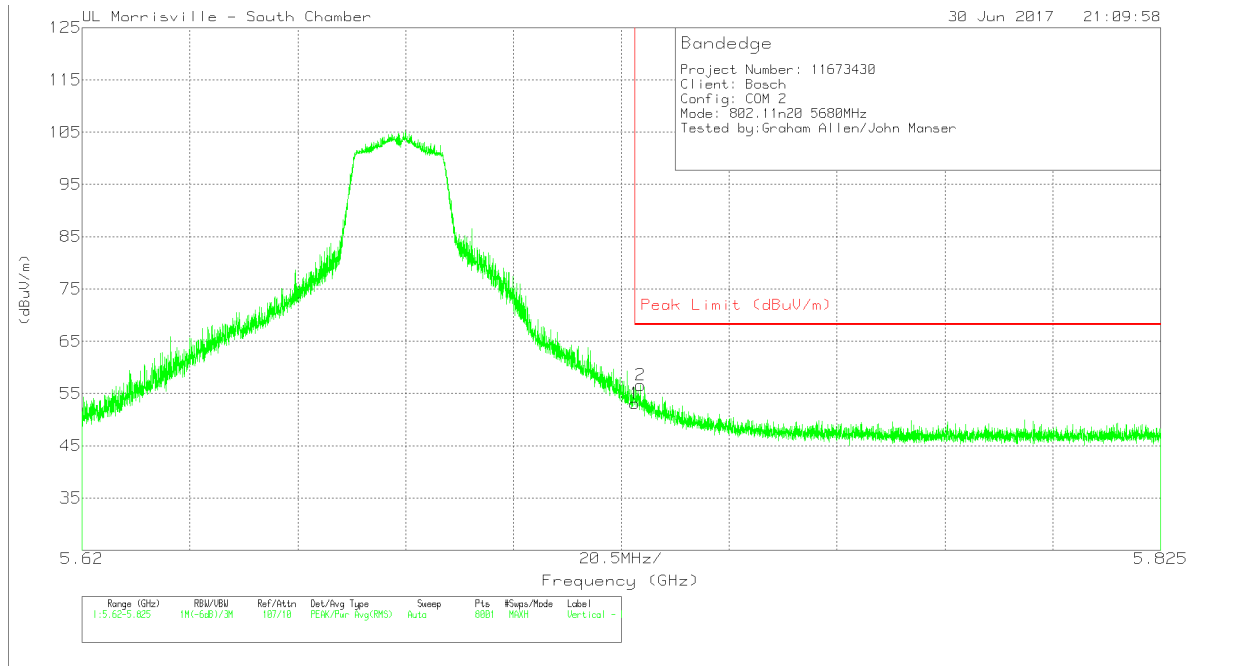
Marker	Frequency (GHz)	Meter Reading (dBuV)	Det	AT0069 AF (dB/m)	Amp/Cbl/Filtr/Pad (dB)	DC Corr (dB)	Corrected Reading (dBuV/m)	Peak Limit (dBuV/m)	PK Margin (dB)	Azimuth (Degs)	Height (cm)	Polarity
1	5.725	42.6	Pk	34.6	-23.5	0	53.7	68.2	-14.5	229	145	V
2	5.726	49.42	Pk	34.6	-23.5	0	60.52	68.2	-7.68	229	145	V

* - indicates frequency in CFR47 Pt 15 / IC RSS-Restricted Band
 Pk - Peak detector



Marker	Frequency (GHz)	Meter Reading (dBuV)	Det	AT0069 AF (dB/m)	Amp/Cbl/Filtr/Pad (dB)	DC Corr (dB)	Corrected Reading (dBuV/m)	Peak Limit (dBuV/m)	PK Margin (dB)	Azimuth (Degs)	Height (cm)	Polarity
1	5.725	43.57	Pk	34.6	-23.5	0	54.67	68.2	-13.53	93	113	H
2	5.727	45.79	Pk	34.6	-23.5	0	56.89	68.2	-11.31	93	113	H

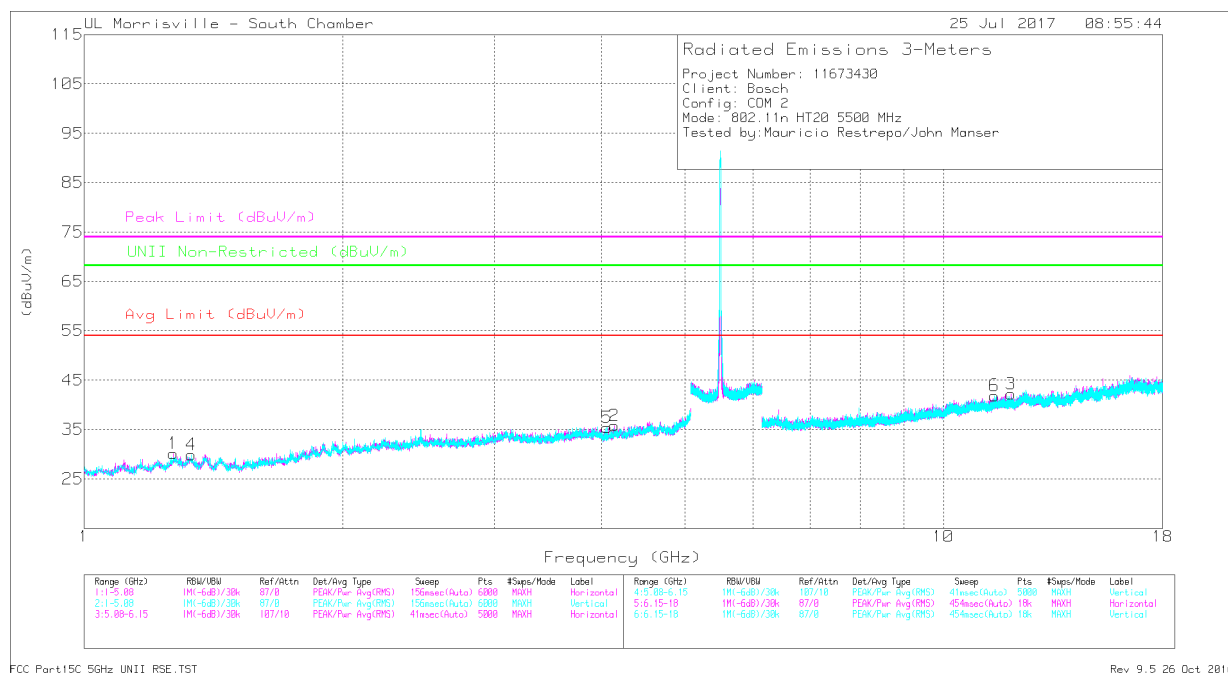
* - indicates frequency in CFR47 Pt 15 / IC RSS-Restricted Band
 Pk - Peak detector



Marker	Frequency (GHz)	Meter Reading (dBuV)	Det	AT0069 AF (dB/m)	Amp/Cbl/Filtr/Pad (dB)	DC Corr (dB)	Corrected Reading (dBuV/m)	Peak Limit (dBuV/m)	PK Margin (dB)	Azimuth (Degs)	Height (cm)	Polarity
1	5.725	41.98	Pk	34.6	-23.5	0	53.08	68.2	-15.12	173	113	V
2	5.726	45.47	Pk	34.6	-23.5	0	56.57	68.2	-11.63	173	113	V

* - indicates frequency in CFR47 Pt 15 / IC RSS-Restricted Band
 Pk - Peak detector

HARMONICS AND SPURIOUS EMISSIONS – EXTERNAL CHAIN 0



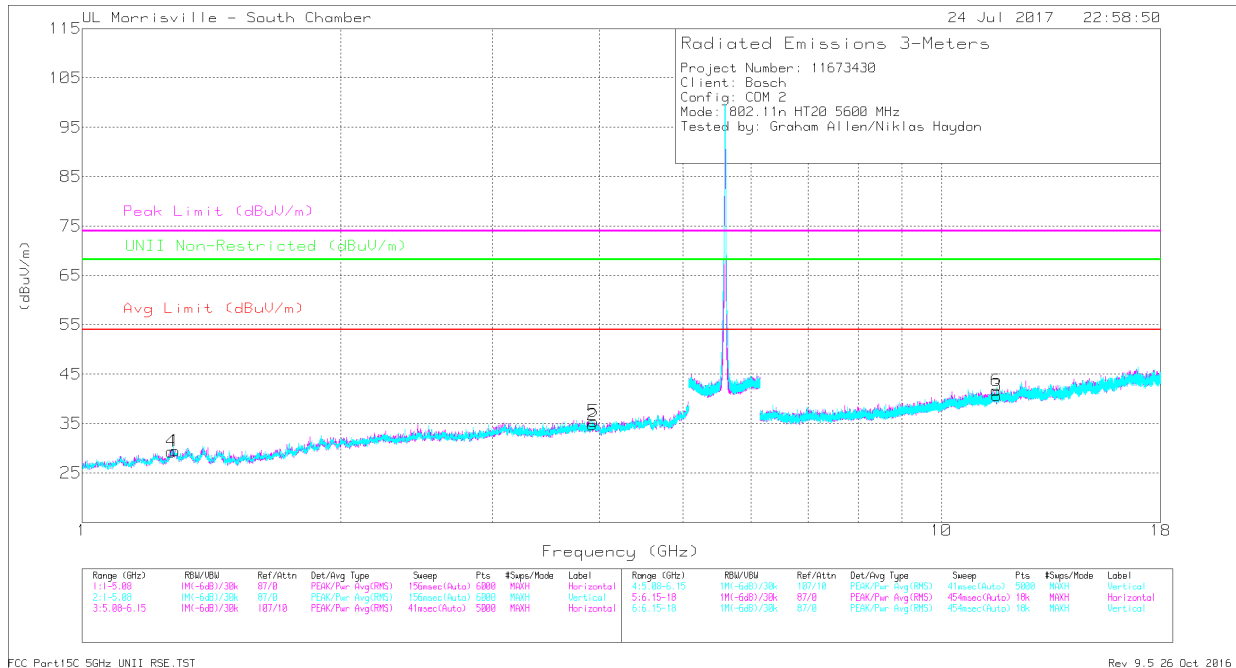
Marker	Frequency (GHz)	Meter Reading (dBuV)	Det	AT0069 AF (dB/m)	Amp/Cbl/Filtr/Pad (dB)	DC Corr (dB)	Corrected Reading (dBuV/m)	Avg Limit (dBuV/m)	Margin (dB)	Peak Limit (dBuV/m)	PK Margin (dB)	UNII Non-Restricted (dBuV/m)	PK Margin (dB)	Azimuth (Degs)	Height (cm)	Polarity
1	* 1.271	43.22	PK-U	29	-35.1	0	37.12	-	-	74	-36.88	-	-	166	254	H
	* 1.271	30.45	ADR	29	-35.1	4.09	28.44	54	-25.56	-	-	-	-	166	254	H
2	* 4.137	39.75	PK-U	33.3	-31.7	0	41.35	-	-	74	-32.65	-	-	350	169	H
	* 4.137	27.78	ADR	33.3	-31.7	4.09	33.47	54	-20.53	-	-	-	-	350	169	H
4	* 1.332	42.26	PK-U	28.7	-34.8	0	36.16	-	-	74	-37.84	-	-	310	311	V
	* 1.331	30.51	ADR	28.8	-34.8	4.09	28.6	54	-25.4	-	-	-	-	310	311	V
5	* 4.06	40.45	PK-U	33.3	-32.9	0	40.85	-	-	74	-33.15	-	-	123	212	V
	* 4.058	28.39	ADR	33.3	-32.9	4.09	32.88	54	-21.12	-	-	-	-	123	212	V
3	* 11.984	33.71	PK-U	38.7	-25.1	0	47.31	-	-	74	-26.69	-	-	66	112	H
	* 11.985	22.35	ADR	38.7	-25.1	4.09	40.04	54	-13.96	-	-	-	-	66	112	H
6	* 11.475	33.71	PK-U	38.2	-25	0	46.91	-	-	74	-27.09	-	-	149	218	V
	* 11.474	22.39	ADR	38.2	-25	4.09	39.68	54	-14.32	-	-	-	-	149	218	V

* - indicates frequency in CFR47 Pt 15 / IC RSS-Restricted Band

PK-U - U-NII: Maximum Peak

ADR - U-NII AD primary method, RMS average

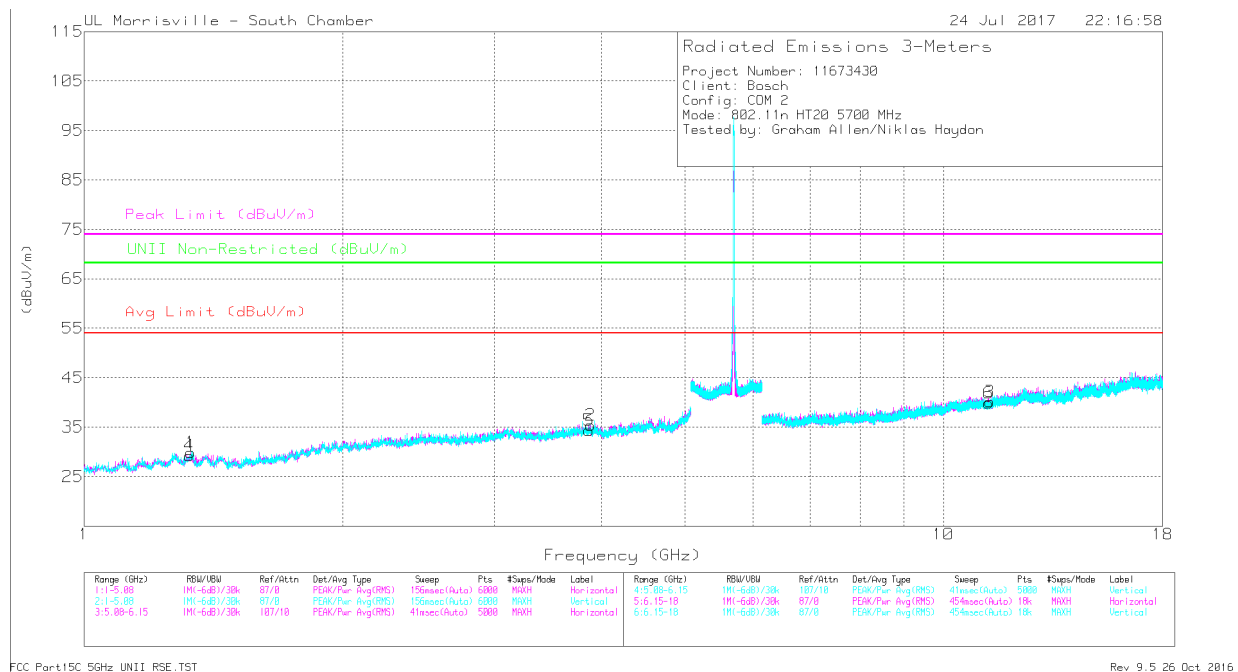
Note regarding the measurements performed where the EUT had 40% duty cycle - The HT40 Duty cycle correction (39% or 4.09 dB) was used for all 40% Duty Cycle measurements (11a/nHT20 found to be a duty cycle of 38.4% or 4.16 dB). All measurements had sufficient margin to overcome the 0.07 dB difference between the 40 MHz and 20 MHz 40% Duty Cycle Corrections.



Markers	Frequency (GHz)	Meter Reading (dBuV)	Det	AT0069 AF (dB/m)	Amp/Cbl/Filtr/Pad (dB)	DC Corr (dB)	Corrected Reading (dBuV/m)	Avg Limit (dBuV/m)	Margin (dB)	Peak Limit (dBuV/m)	PK Margin (dB)	UNII Non-Restricted (dBuV/m)	PK Margin (dB)	Azimuth (Degs)	Height (cm)	Polarity
1	* 1.281	42.21	PK-U	29	-35.1	0	36.11	-	-	74	-37.89	-	-	129	337	H
	* 1.281	30.24	ADR	29	-35.1	4.09	28.23	54	-25.77	-	-	-	-	129	337	H
2	* 3.924	40.96	PK-U	33.3	-32.3	0	41.96	-	-	74	-32.04	-	-	129	201	H
	* 3.924	28.97	ADR	33.3	-32.3	4.09	34.06	54	-19.94	-	-	-	-	129	201	H
3	* 11.604	34.81	PK-U	38.4	-25.2	0	48.01	-	-	74	-25.99	-	-	267	368	H
	* 11.603	22.7	ADR	38.3	-25.2	4.09	39.89	54	-14.11	-	-	-	-	267	368	H
4	* 1.27	42.34	PK-U	29	-35.2	0	36.14	-	-	74	-37.86	-	-	224	174	V
	* 1.27	30.47	ADR	29	-35.1	4.09	28.46	54	-25.54	-	-	-	-	224	174	V
5	* 3.937	40.55	PK-U	33.3	-32.2	0	41.65	-	-	74	-32.35	-	-	58	207	V
	* 3.937	28.53	ADR	33.3	-32.2	4.09	33.72	54	-20.28	-	-	-	-	58	207	V
6	* 11.582	35.4	PK-U	38.3	-25.1	0	48.6	-	-	74	-25.4	-	-	6	148	V
	* 11.582	22.6	ADR	38.3	-25.1	4.09	39.89	54	-14.11	-	-	-	-	6	148	V

* - indicates frequency in CFR47 Pt 15 / IC RSS-Restricted Band
 PK-U - U-NII: Maximum Peak
 ADR - U-NII AD primary method, RMS average

Note regarding the measurements performed where the EUT had 40% duty cycle - The HT40 Duty cycle correction (39% or 4.09 dB) was used for all 40% Duty Cycle measurements (11a/nHT20 found to be a duty cycle of 38.4% or 4.16 dB). All measurements had sufficient margin to overcome the 0.07 dB difference between the 40 MHz and 20 MHz 40% Duty Cycle Corrections.



Markers	Frequency (GHz)	Meter Reading (dBuV)	Det	AT0069 AF (dB/m)	Amp/Cbl/Filtr/Pad (dB)	DC Corr (dB)	Corrected Reading (dBuV/m)	Avg Limit (dBuV/m)	Margin (dB)	Peak Limit (dBuV/m)	PK Margin (dB)	UNII Non-Restricted (dBuV/m)	PK Margin (dB)	Azimuth (Degs)	Height (cm)	Polarity
1	* 1.329	43.05	PK-U	28.8	-34.9	0	36.95	-	-	74	-37.05	-	-	52	391	H
	* 1.329	30.52	ADR	28.8	-34.8	4.09	28.61	54	-25.39	-	-	-	-	52	391	H
2	* 3.886	40.95	PK-U	33.3	-32.7	0	41.55	-	-	74	-32.45	-	-	217	249	H
	* 3.886	28.87	ADR	33.3	-32.7	4.09	33.56	54	-20.44	-	-	-	-	217	249	H
3	* 11.323	33.88	PK-U	38.1	-24.8	0	47.18	-	-	74	-26.82	-	-	8	120	H
	* 11.323	22.02	ADR	38.1	-24.8	4.09	39.41	54	-14.59	-	-	-	-	8	120	H
4	* 1.327	43.09	PK-U	28.8	-34.9	0	36.99	-	-	74	-37.01	-	-	87	124	V
	* 1.327	30.32	ADR	28.8	-34.9	4.09	28.31	54	-25.69	-	-	-	-	87	124	V
5	* 3.869	40.97	PK-U	33.3	-32.8	0	41.47	-	-	74	-32.53	-	-	65	174	V
	* 3.869	28.99	ADR	33.3	-32.8	4.09	33.58	54	-20.42	-	-	-	-	65	174	V
6	* 11.291	34.04	PK-U	38	-24.8	0	47.24	-	-	74	-26.76	-	-	190	163	V
	* 11.29	21.81	ADR	38	-24.8	4.09	39.1	54	-14.9	-	-	-	-	190	163	V

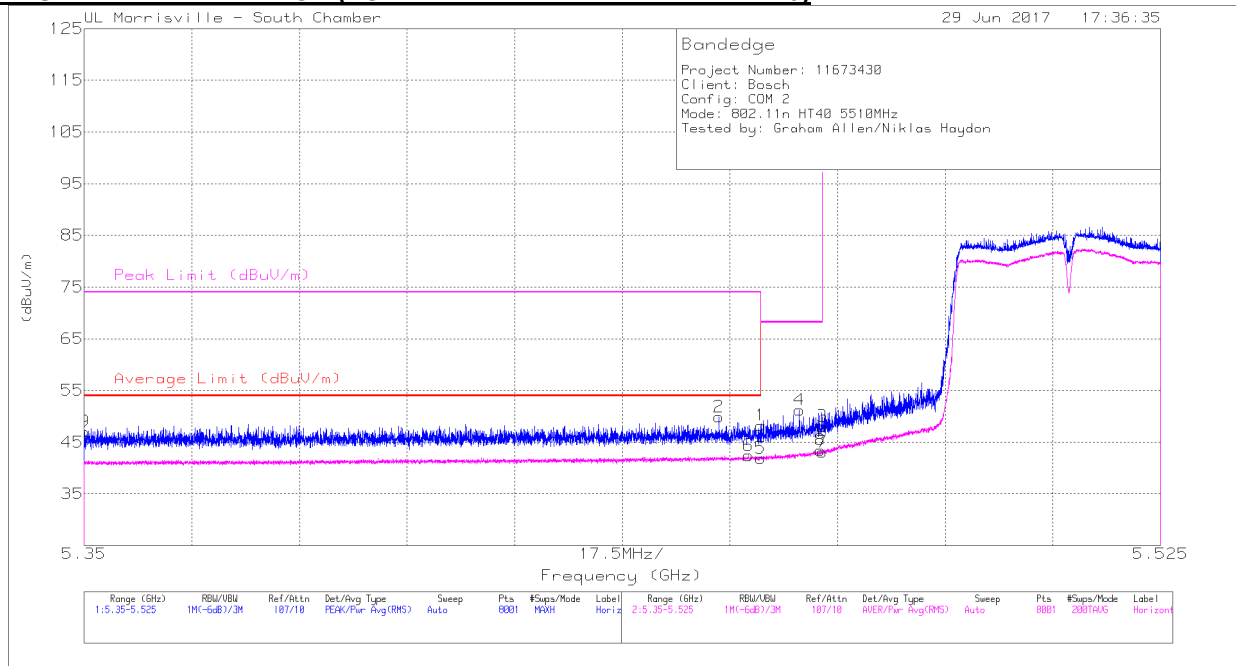
* - indicates frequency in CFR47 Pt 15 / IC RSS-Restricted Band

PK-U - U-NII: Maximum Peak

ADR - U-NII AD primary method, RMS average

Note regarding the measurements performed where the EUT had 40% duty cycle - The HT40 Duty cycle correction (39% or 4.09 dB) was used for all 40% Duty Cycle measurements (11a/nHT20 found to be a duty cycle of 38.4% or 4.16 dB). All measurements had sufficient margin to overcome the 0.07 dB difference between the 40 MHz and 20 MHz 40% Duty Cycle Corrections.

**9.11. TX ABOVE 1 GHz 802.11n HT40 MODE IN THE 5.6 GHz BAND
 RESTRICTED BANDEDGE (LOW CHANNEL INTERNAL CHAIN 0)**

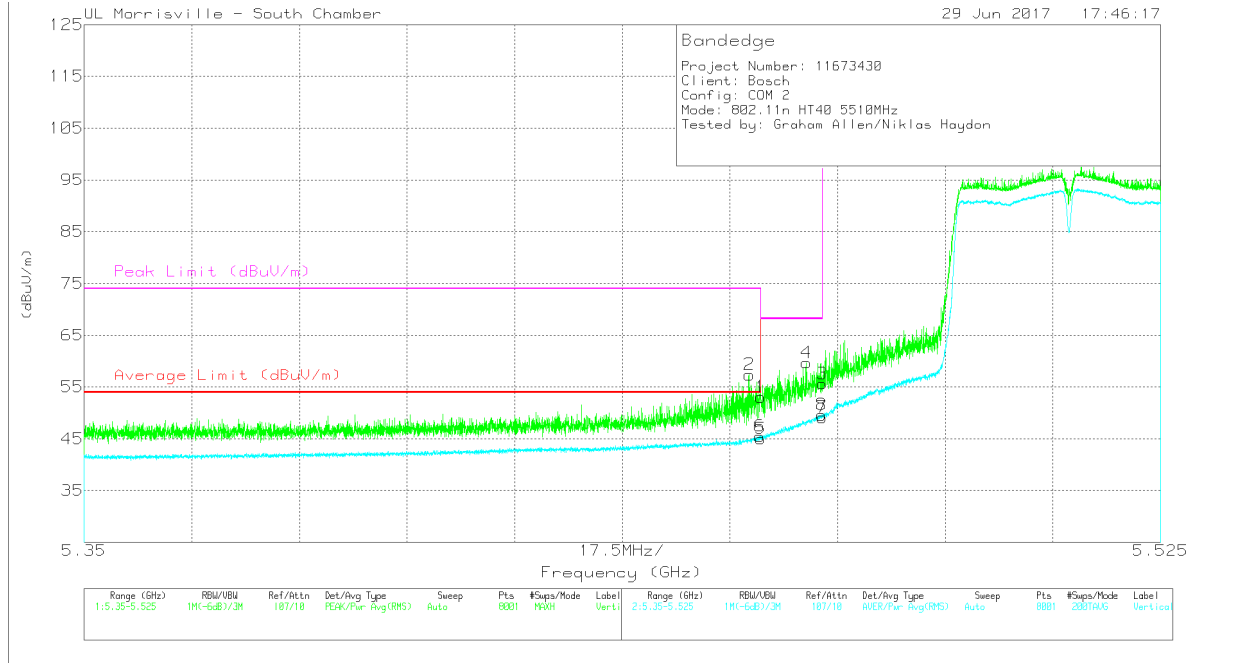


Marker	Frequency (GHz)	Meter Reading (dBuV)	Det	AT0069 AF (dB/m)	Amp/Cbl/Filtr/Pad (dB)	DC Corr (dB)	Corrected Reading (dBuV/m)	Average Limit (dBuV/m)	Margin (dB)	Peak Limit (dBuV/m)	PK Margin (dB)	Azimuth (Degs)	Height (cm)	Polarity
9	* 5.35	35.84	Pk	34.4	-23.2	0	47.04	-	-	74	-26.96	329	107	H
2	* 5.453	39	Pk	34.5	-23.6	0	49.9	-	-	74	-24.1	329	107	H
6	* 5.458	27.45	RMS	34.5	-23.6	4.09	42.44	54	-11.56	-	-	329	107	H
1	* 5.46	37.34	Pk	34.5	-23.6	0	48.24	-	-	74	-25.76	329	107	H
5	* 5.46	26.89	RMS	34.5	-23.6	4.09	41.88	54	-12.12	-	-	329	107	H
4	5.466	40.33	Pk	34.5	-23.6	0	51.23	-	-	68.2	-16.97	329	107	H
3	5.47	37.14	Pk	34.5	-23.6	0	48.04	-	-	68.2	-20.16	329	107	H
7	5.47	28.07	RMS	34.5	-23.6	4.09	43.06	-	-	-	-	329	107	H
8	5.47	28.46	RMS	34.5	-23.6	4.09	43.45	-	-	-	-	329	107	H

* - indicates frequency in CFR47 Pt 15 / IC RSS-Restricted Band

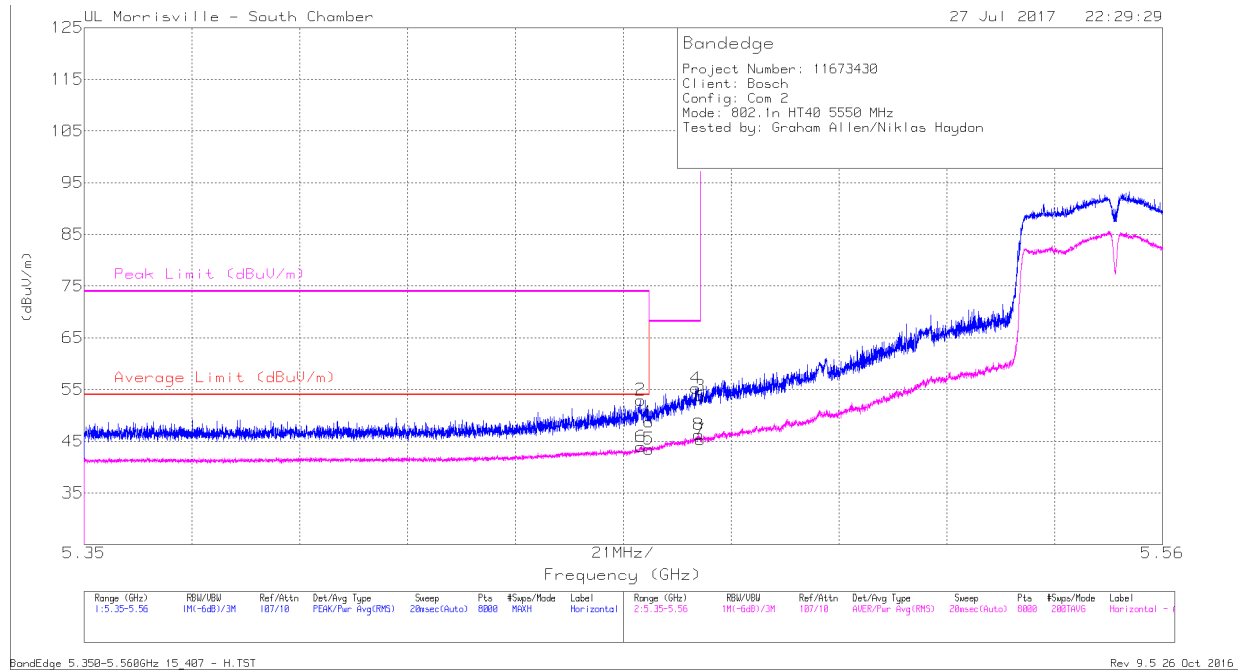
Pk - Peak detector

RMS - RMS detection



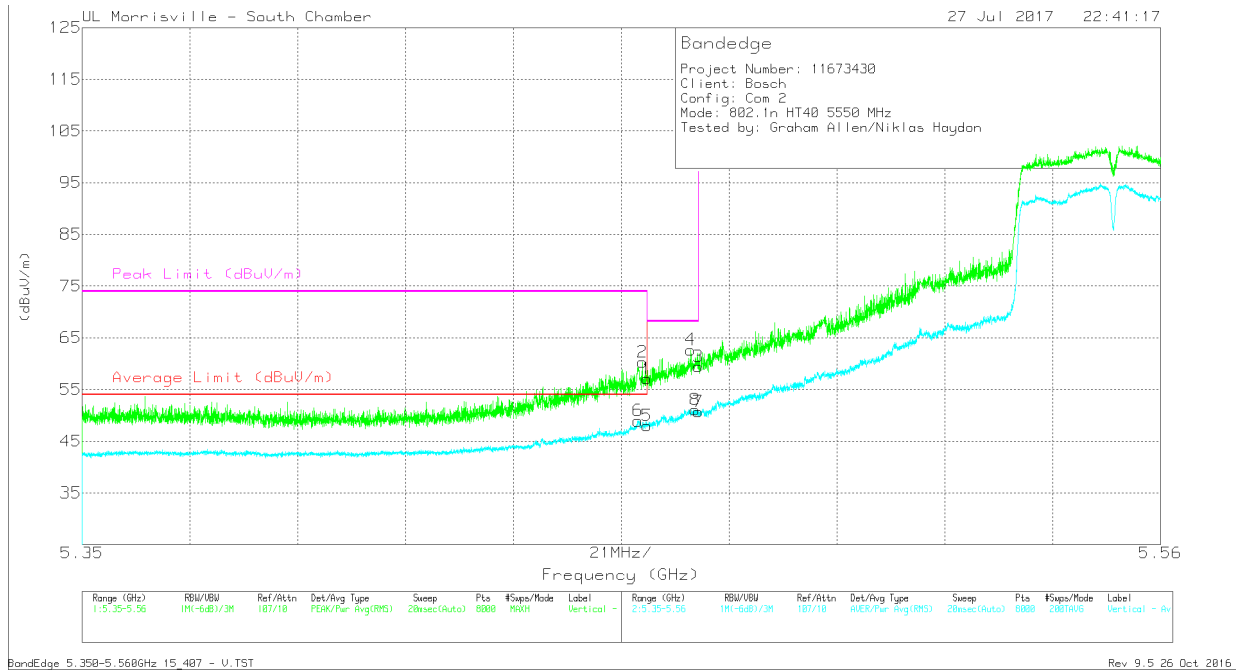
Marker	Frequency (GHz)	Meter Reading (dBuV)	Det	AT0069 AF (dB/m)	Amp/Cbl/Filtr/Pad (dB)	DC Corr (dB)	Corrected Reading (dBuV/m)	Average Limit (dBuV/m)	Margin (dB)	Peak Limit (dBuV/m)	PK Margin (dB)	Azimuth (Degs)	Height (cm)	Polarity
2	* 5.458	46.48	PK	34.5	-23.6	0	57.38	-	-	74	-16.62	34	108	V
1	* 5.46	42.16	PK	34.5	-23.6	0	53.06	-	-	74	-20.94	34	108	V
5	* 5.46	30.03	RMS	34.5	-23.6	4.09	45.02	54	-8.98	-	-	34	108	V
6	* 5.46	30.51	RMS	34.5	-23.6	4.09	45.5	54	-8.5	-	-	34	108	V
4	5.467	48.79	PK	34.5	-23.6	0	59.69	-	-	68.2	-8.51	34	108	V
3	5.47	44.74	PK	34.5	-23.6	0	55.64	-	-	68.2	-12.56	34	108	V
7	5.47	34.15	RMS	34.5	-23.6	4.09	49.14	-	-	-	-	34	108	V
8	5.47	34.63	RMS	34.5	-23.6	4.09	49.62	-	-	-	-	34	108	V

* - indicates frequency in CFR47 Pt 15 / IC RSS-Restricted Band
 Pk - Peak detector
 RMS - RMS detection



Marker	Frequency (GHz)	Meter Reading (dBuV)	Det	AT0069 AF (dB/m)	Amp/Cbl/Filtr/Pad (dB)	DC Corr (dB)	Corrected Reading (dBuV/m)	Average Limit (dBuV/m)	Margin (dB)	Peak Limit (dBuV/m)	PK Margin (dB)	Azimuth (Degs)	Height (cm)	Polarity
2	* 5.458	42.08	PK	34.5	-23.6	0	52.98	-	-	74	-21.02	232	137	H
6	* 5.458	28.98	RMS	34.5	-23.6	4.09	43.97	54	-10.03	-	-	232	137	H
1	* 5.46	37.84	PK	34.5	-23.6	0	48.74	-	-	74	-25.26	232	137	H
5	* 5.46	28.52	RMS	34.5	-23.6	4.09	43.51	54	-10.49	-	-	232	137	H
4	5.469	44.36	PK	34.5	-23.6	0	55.26	-	-	68.2	-12.94	232	137	H
3	5.47	42.86	PK	34.5	-23.6	0	53.76	-	-	68.2	-14.44	232	137	H
7	5.47	30.34	RMS	34.5	-23.6	4.09	45.33	-	-	-	-	232	137	H
8	5.47	31.27	RMS	34.5	-23.6	4.09	46.26	-	-	-	-	232	137	H

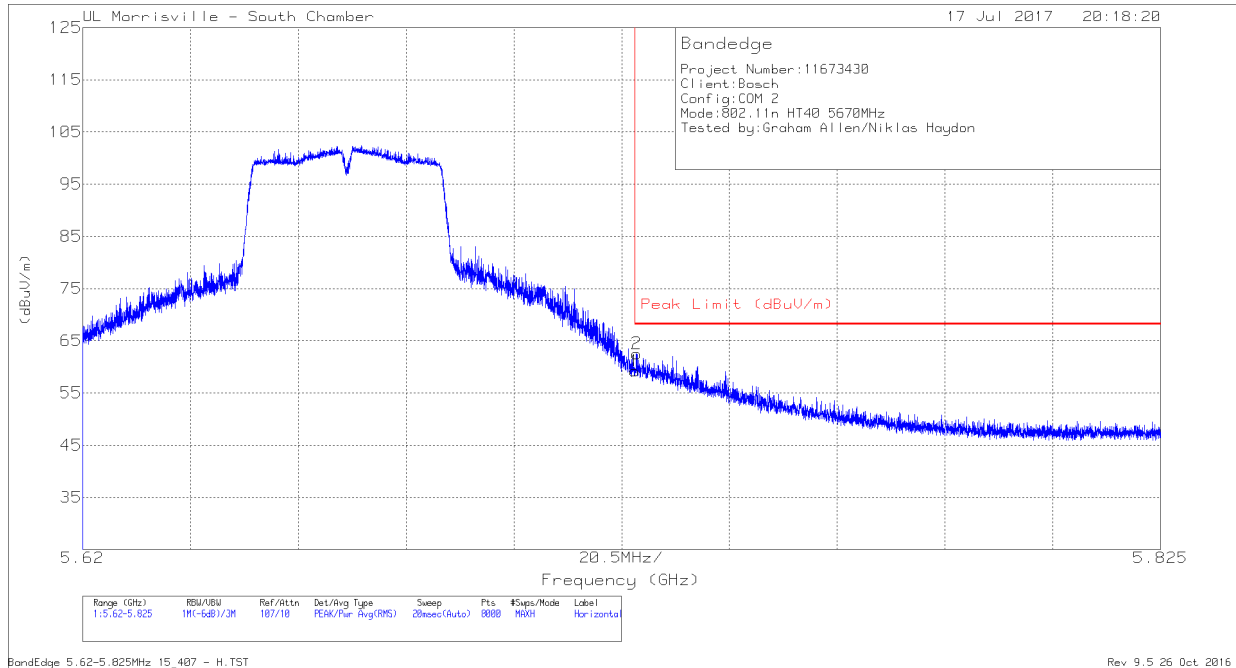
* - indicates frequency in CFR47 Pt 15 / IC RSS-Restricted Band
 Pk - Peak detector
 RMS - RMS detection



Marker	Frequency (GHz)	Meter Reading (dBuV)	Det	AT0069 AF (dB/m)	Amp/Cbl/Filtr/Pad (dB)	DC Corr (dB)	Corrected Reading (dBuV/m)	Average Limit (dBuV/m)	Margin (dB)	Peak Limit (dBuV/m)	PK Margin (dB)	Azimuth (Degs)	Height (cm)	Polarity
6	* 5.458	33.95	RMS	34.5	-23.6	4.09	48.94	54	-5.06	-	-	240	303	V
2	* 5.459	49.39	Pk	34.5	-23.6	0	60.29	-	-	74	-13.71	240	303	V
1	* 5.46	46.18	Pk	34.5	-23.6	0	57.08	-	-	74	-16.92	240	303	V
5	* 5.46	33.03	RMS	34.5	-23.6	4.09	48.02	54	-5.98	-	-	240	303	V
4	5.469	51.79	Pk	34.5	-23.6	0	62.69	-	-	68.2	-5.51	240	303	V
8	5.469	36.12	RMS	34.5	-23.6	4.09	51.11	-	-	-	-	240	303	V
3	5.47	48.54	Pk	34.5	-23.6	0	59.44	-	-	68.2	-8.76	240	303	V
7	5.47	35.73	RMS	34.5	-23.6	4.09	50.72	-	-	-	-	240	303	V

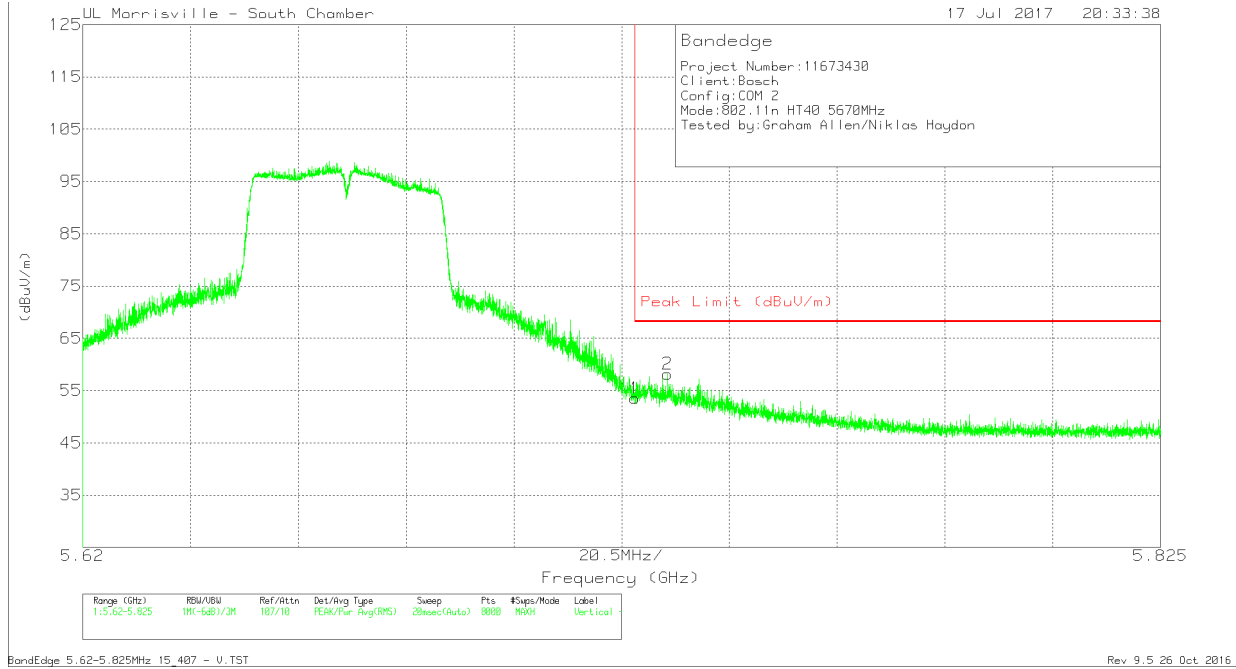
* - indicates frequency in CFR47 Pt 15 / IC RSS-Restricted Band
 Pk - Peak detector
 RMS - RMS detection

AUTHORIZED BANDEGE (HIGH CHANNEL INTERNAL CHAIN 0)



Marker	Frequency (GHz)	Meter Reading (dBuV)	Det	AT0069 AF (dB/m)	Amp/Cbl/Filtr/Pad (dB)	DC Corr (dB)	Corrected Reading (dBuV/m)	Peak Limit (dBuV/m)	PK Margin (dB)	Azimuth (Degs)	Height (cm)	Polarity
1	5.725	48.1	Pk	34.6	-23.5	0	59.2	68.2	-9	97	116	H
2	5.725	51.44	Pk	34.6	-23.5	0	62.54	68.2	-5.66	97	116	H

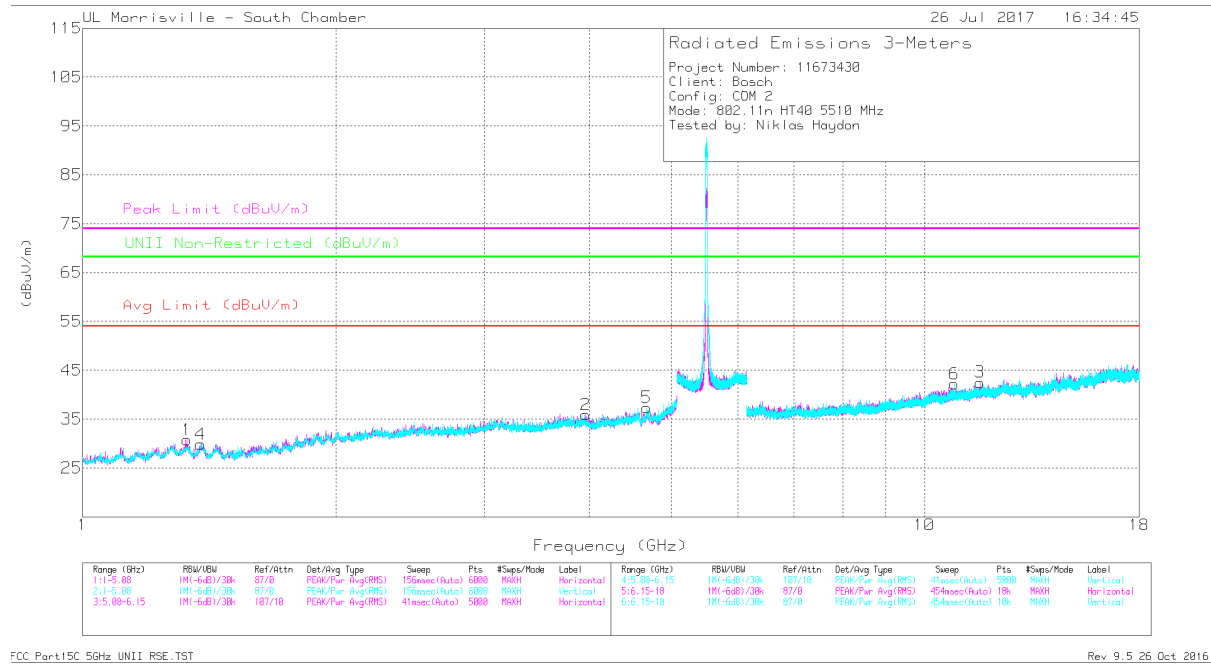
Pk - Peak detector



Marker	Frequency (GHz)	Meter Reading (dBuV)	Det	AT0069 AF (dB/m)	Amp/Cbl/Filtr/Pad (dB)	DC Corr (dB)	Corrected Reading (dBuV/m)	Peak Limit (dBuV/m)	PK Margin (dB)	Azimuth (Degs)	Height (cm)	Polarity
1	5.725	42.44	Pk	34.6	-23.5	0	53.54	68.2	-14.66	22	351	V
2	5.731	47.07	Pk	34.6	-23.5	0	58.17	68.2	-10.03	22	351	V

Pk - Peak detector

HARMONICS AND SPURIOUS EMISSIONS – INTERNAL CHAIN 0

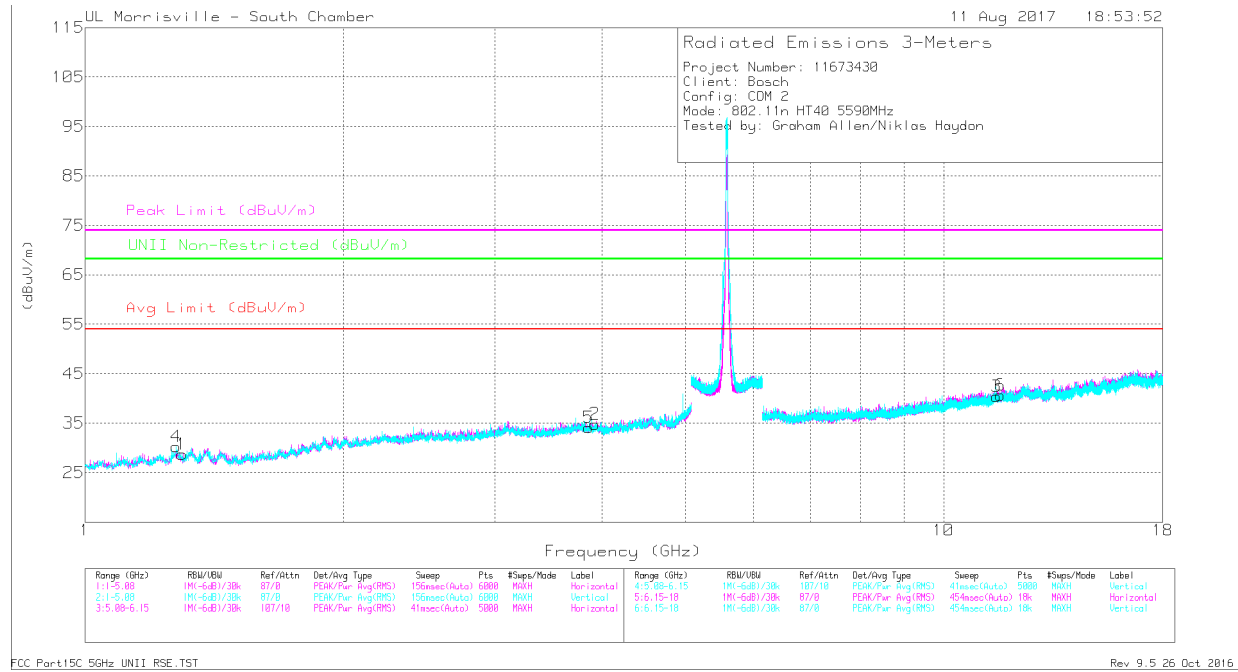


Marker	Frequency (GHz)	Meter Reading (dBuV)	Det	AT0069 AF (dB/m)	Amp/Cbl/Filtr/Pad (dB)	DC Corr (dB)	Corrected Reading (dBuV/m)	Avg Limit (dBuV/m)	Margin (dB)	Peak Limit (dBuV/m)	PK Margin (dB)	UNII Non-Restricted (dBuV/m)	PK Margin (dB)	Azimuth (Degs)	Height (cm)	Polarity
1	* 1.332	42.51	PK-U	28.7	-34.8	0	36.41	-	-	74	-37.59	-	-	193	287	H
	* 1.33	30.52	ADR	28.8	-34.8	4.09	28.61	54	-25.39	-	-	-	-	193	287	H
2	* 3.957	39.54	PK-U	33.4	-31.9	0	41.04	-	-	74	-32.96	-	-	19	163	H
	* 3.957	27.77	ADR	33.4	-31.9	4.09	33.36	54	-20.64	-	-	-	-	19	163	H
4	* 1.38	41.95	PK-U	28.9	-34.8	0	36.05	-	-	74	-37.95	-	-	228	243	V
	* 1.382	30.33	ADR	28.9	-34.8	4.09	28.52	54	-25.48	-	-	-	-	228	243	V
5	* 4.678	39.86	PK-U	34	-31	0	42.86	-	-	74	-31.14	-	-	177	345	V
	* 4.677	27.45	ADR	34	-31	4.09	34.54	54	-19.46	-	-	-	-	177	345	V
3	* 11.653	34.39	PK-U	38.4	-25.1	0	47.69	-	-	74	-26.31	-	-	48	328	H
	* 11.651	22.69	ADR	38.4	-25.1	4.09	40.08	54	-13.92	-	-	-	-	48	328	H
6	* 10.849	33.93	PK-U	37.9	-25.1	0	46.73	-	-	74	-27.27	-	-	141	254	V
	* 10.849	22.52	ADR	37.9	-25.1	4.09	39.41	54	-14.59	-	-	-	-	141	254	V

* - indicates frequency in CFR47 Pt 15 / IC RSS-Restricted Band

PK-U - U-NII: Maximum Peak

ADR - U-NII AD primary method, RMS average



Markers	Frequency (GHz)	Meter Reading (dBuV)	Det	AT0069 AF (dB/m)	Amp/Cbl/Fitr/Pad (dB)	DC Corr (dB)	Corrected Reading (dBuV/m)	Avg Limit (dBuV/m)	Margin (dB)	Peak Limit (dBuV/m)	PK Margin (dB)	UNII Non-Restricted (dBuV/m)	PK Margin (dB)	Azimuth (Degs)	Height (cm)	Polarity
1	* 1.296	41.68	PK-U	29.1	-35	0	35.78	-	-	74	-38.22	-	-	154	245	H
	* 1.296	29.4	ADR	29.1	-35	4.09	27.59	54	-26.41	-	-	-	-	154	245	H
2	* 3.925	41.32	PK-U	33.3	-32.3	0	42.32	-	-	74	-31.68	-	-	162	258	H
	* 3.925	28.66	ADR	33.3	-32.3	4.09	33.75	54	-20.25	-	-	-	-	162	258	H
3	* 11.526	34.89	PK-U	38.3	-24.9	0	48.29	-	-	74	-25.71	-	-	90	327	H
	* 11.527	22.52	ADR	38.3	-24.9	4.09	40.01	54	-13.99	-	-	-	-	90	327	H
4	* 1.277	42.69	PK-U	29	-35.1	0	36.59	-	-	74	-37.41	-	-	65	143	V
	* 1.276	30.38	ADR	29	-35.1	4.09	28.37	54	-25.63	-	-	-	-	65	143	V
5	* 3.859	40.76	PK-U	33.3	-32.9	0	41.16	-	-	74	-32.84	-	-	349	155	V
	* 3.858	28.78	ADR	33.3	-32.9	4.09	33.27	54	-20.73	-	-	-	-	349	155	V
6	* 11.649	34.18	PK-U	38.4	-25.1	0	47.48	-	-	74	-26.52	-	-	8	149	V
	* 11.649	22.35	ADR	38.4	-25.1	4.09	39.74	54	-14.26	-	-	-	-	8	149	V

* - indicates frequency in CFR47 Pt 15 / IC RSS-Restricted Band

PK-U - U-NII: Maximum Peak

ADR - U-NII AD primary method, RMS average