

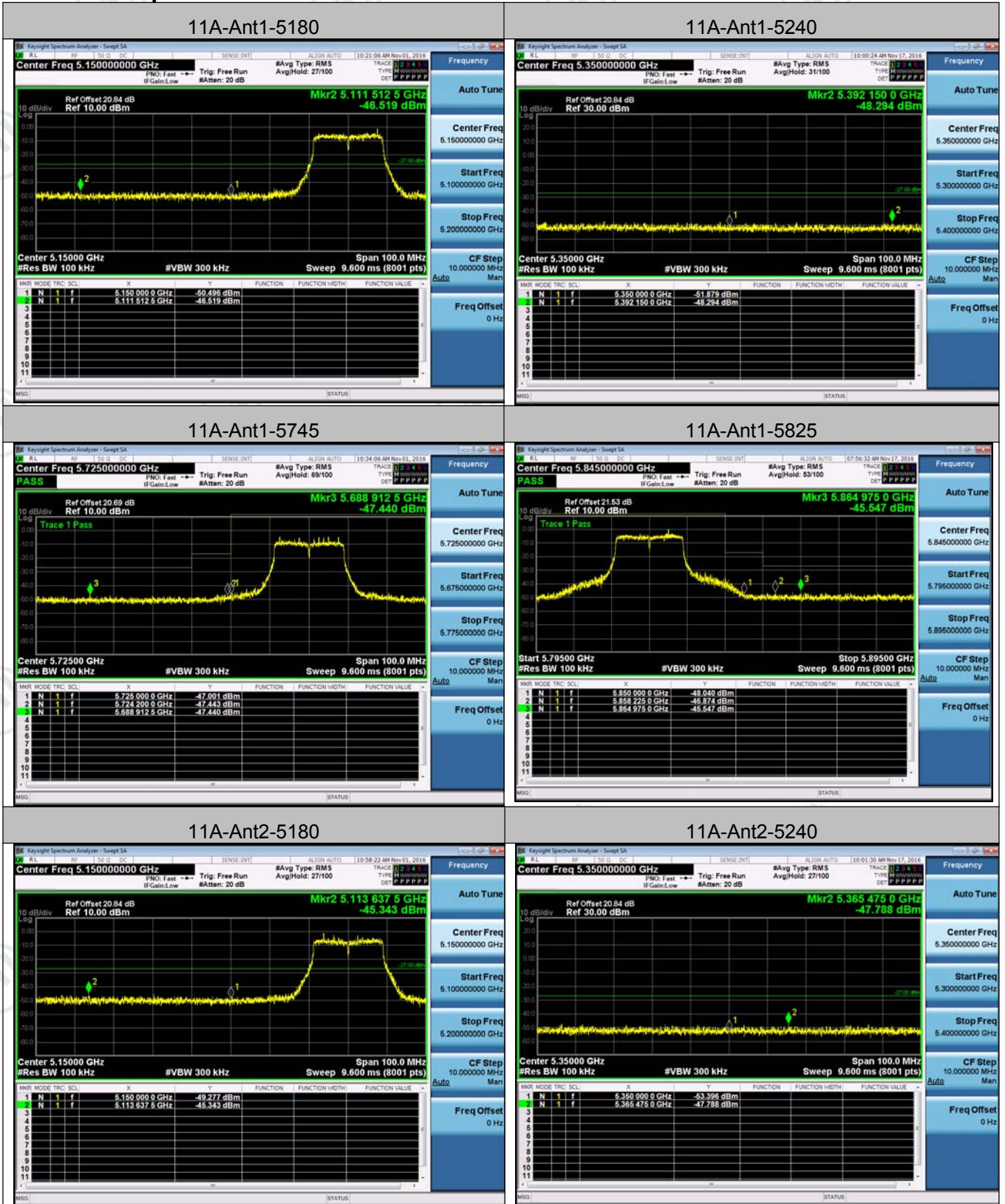
Appendix D): Band Edge Measurements

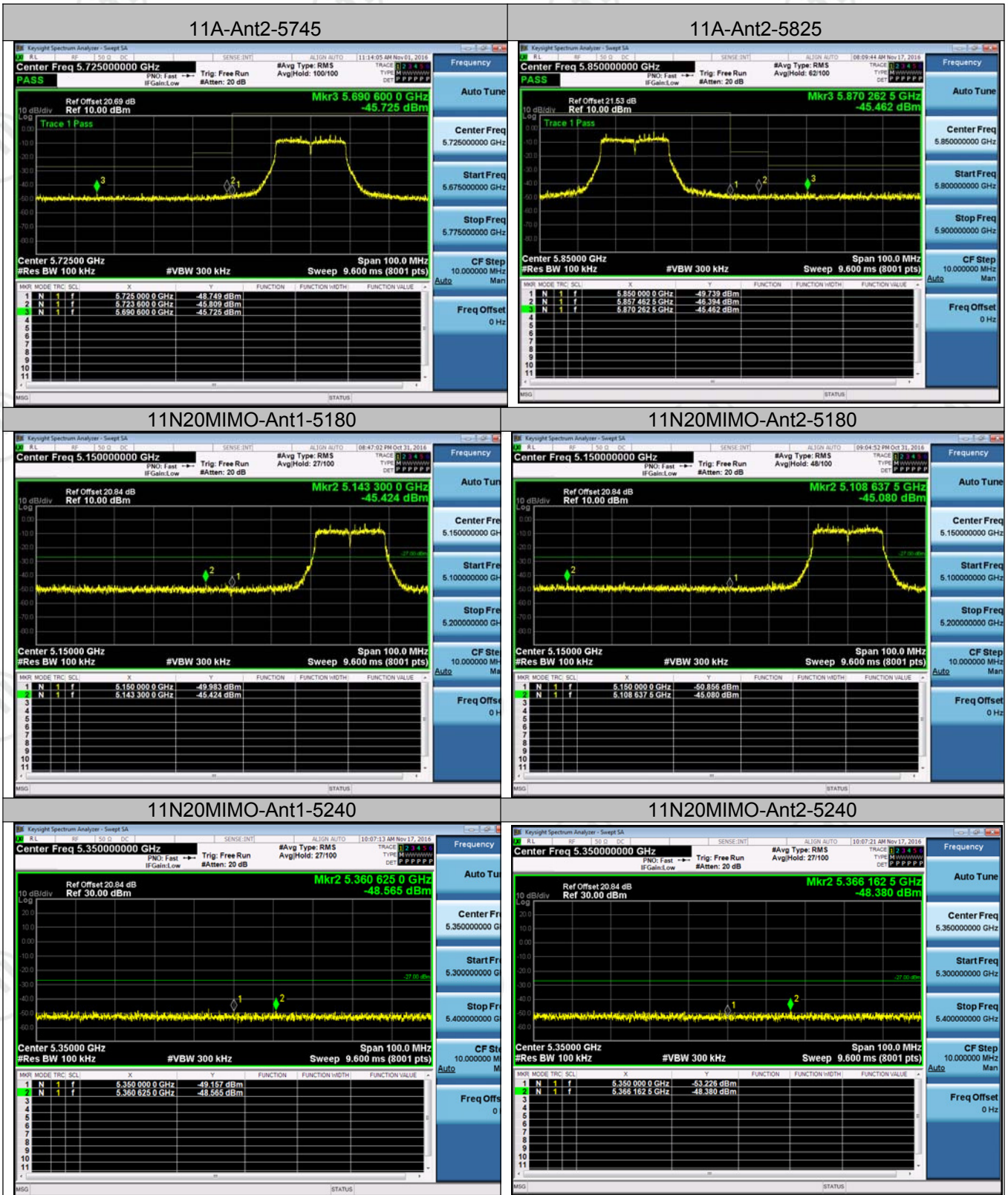
Result Table

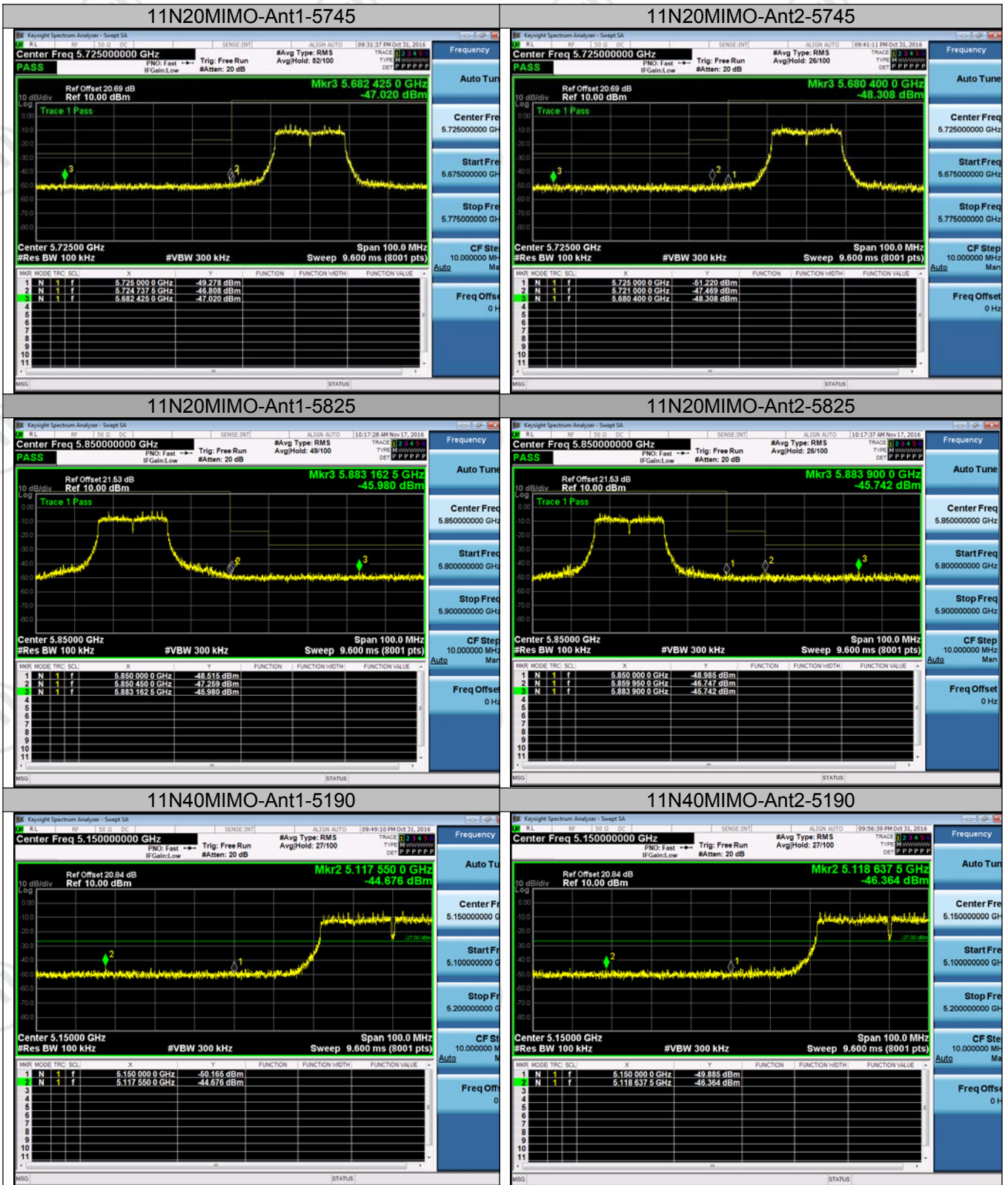
Test Mode	Antenna	Channel	Max.Level [dBm]		Verdict
11A	Ant1	5180	-46.519		PASS
11A	Ant1	5240	-48.294		PASS
Test Mode	Antenna	Channel	Max.Level [dBm]		Verdict
			Below 5715	5715-5725	
11A	Ant1	5745	-47.44	-47.001	PASS
Test Mode	Antenna	Channel	Max.Level [dBm]		Verdict
			5850-5860	Above 5860	
11A	Ant1	5825	-46.874	-45.547	PASS
Test Mode	Antenna	Channel	Max.Level [dBm]		Verdict
11A	Ant2	5180	-45.343		PASS
11A	Ant2	5240	-47.788		PASS
Test Mode	Antenna	Channel	Max.Level [dBm]		Verdict
			Below 5715	5715-5725	
11A	Ant2	5745	-45.725	-45.809	PASS
Test Mode	Antenna	Channel	Max.Level [dBm]		Verdict
			5850-5860	Above 5860	
11A	Ant2	5825	-46.394	-45.462	PASS
Test Mode	Antenna	Channel	Max.Level [dBm]		Verdict
11N20MIMO	Ant1	5180	-45.424		PASS
11N20MIMO	Ant2	5180	-45.08		PASS
11N20MIMO	Ant1	5240	-48.565		PASS
11N20MIMO	Ant2	5240	-48.38		PASS
Test Mode	Antenna	Channel	Max.Level [dBm]		Verdict
			Below 5715	5715-5725	
11N20MIMO	Ant1	5745	-47.02	-46.808	PASS
11N20MIMO	Ant2	5745	-48.308	-47.469	PASS
Test Mode	Antenna	Channel	Max.Level [dBm]		Verdict
			5850-5860	Above 5860	
11N20MIMO	Ant1	5825	-47.259	-45.98	PASS
11N20MIMO	Ant2	5825	-46.747	-45.742	PASS
Test Mode	Antenna	Channel	Max.Level [dBm]		Verdict
11N40MIMO	Ant1	5190	-44.676		PASS
11N40MIMO	Ant2	5190	-46.364		PASS
11N40MIMO	Ant1	5230	-47.846		PASS
11N40MIMO	Ant2	5230	-48.296		PASS
Test Mode	Antenna	Channel	Max.Level [dBm]		Verdict
			Below 5715	5715-5725	
11N40MIMO	Ant1	5755	-46.739	-46.737	PASS
11N40MIMO	Ant2	5755	-46.9	-48.176	PASS
Test Mode	Antenna	Channel	Max.Level [dBm]		Verdict
			5850-5860	Above 5860	
11N40MIMO	Ant1	5795	-47.325	-47.206	PASS

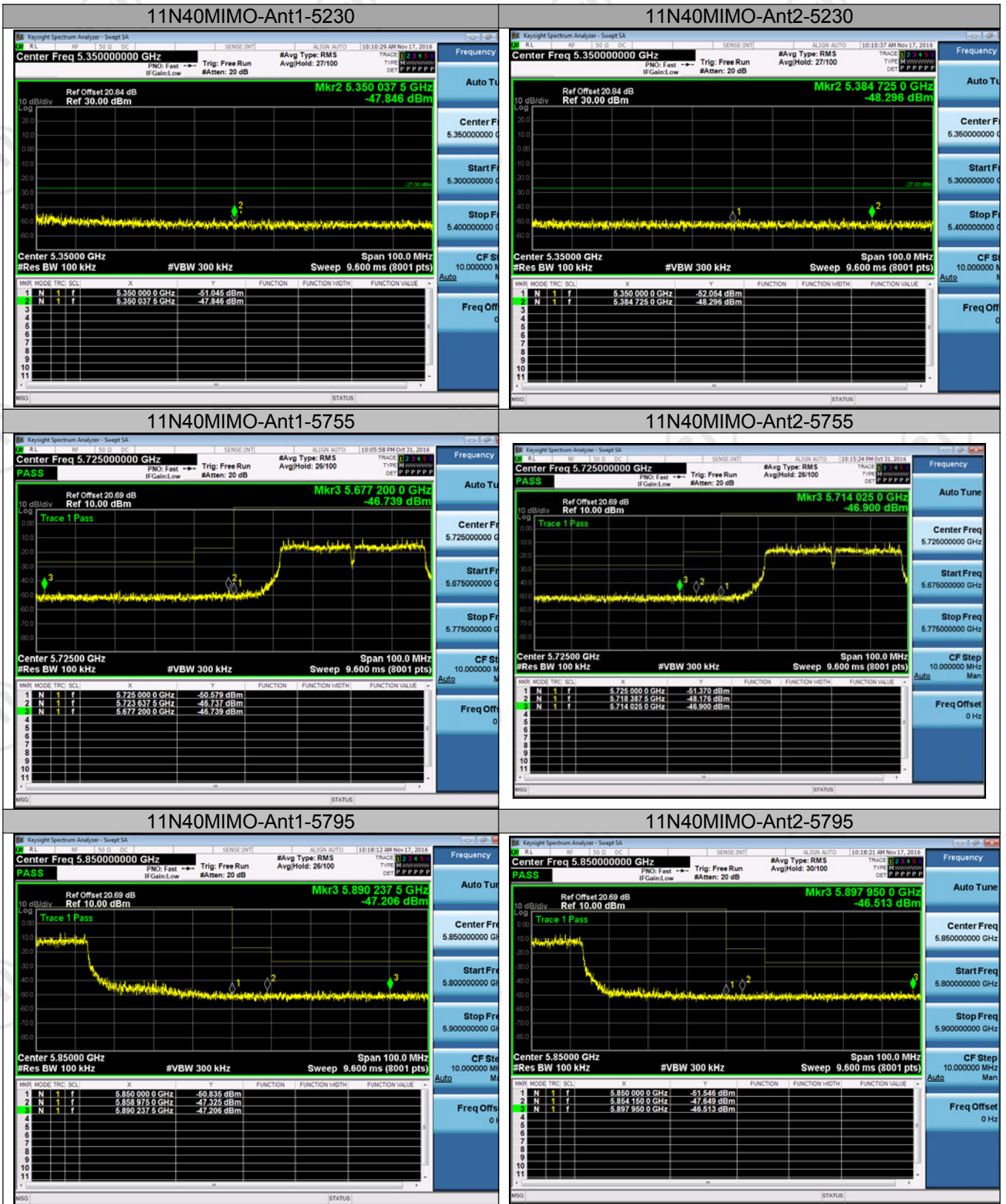
11N40MIMO	Ant2	5795	-47.649	-46.513	PASS
Test Mode	Antenna	Channel	Max.Level [dBm]		Verdict
11AC20MIMO	Ant1	5180	-45.508		PASS
11AC20MIMO	Ant2	5180	-45.043		PASS
11AC20MIMO	Ant1	5240	-45.594		PASS
11AC20MIMO	Ant2	5240	-47.468		PASS
Test Mode	Antenna	Channel	Max.Level [dBm]		Verdict
			Below 5715	5715-5725	
11AC20MIMO	Ant1	5745	-47.299	-48.150	PASS
11AC20MIMO	Ant2	5745	-47.685	-48.248	PASS
Test Mode	Antenna	Channel	Max.Level [dBm]		Verdict
			5850-5860	Above 5860	
11AC20MIMO	Ant1	5825	-45.755	-45.611	PASS
11AC20MIMO	Ant2	5825	-46.042	-45.832	PASS
Test Mode	Antenna	Channel	Max.Level [dBm]		Verdict
11AC40MIMO	Ant1	5190	-44.842		PASS
11AC40MIMO	Ant2	5190	-45.528		PASS
11AC40MIMO	Ant1	5230	-48.795		PASS
11AC40MIMO	Ant2	5230	-47.807		PASS
Test Mode	Antenna	Channel	Max.Level [dBm]		Verdict
			Below 5715	5715-5725	
11AC40MIMO	Ant1	5755	-47.099	-41.484	PASS
11AC40MIMO	Ant2	5755	-46.855	-48.339	PASS
Test Mode	Antenna	Channel	Max.Level [dBm]		Verdict
			5850-5860	Above 5860	
11AC40MIMO	Ant1	5795	-46.532	-46.096	PASS
11AC40MIMO	Ant2	5795	-47.534	-45.679	PASS
Test Mode	Antenna	Channel	Max.Level [dBm]		Verdict
11AC80MIMO	Ant1	5210	-44.155		PASS
11AC80MIMO	Ant2	5210	-44.686		PASS
11AC80MIMO	Ant1	5210	-48.467		PASS
11AC80MIMO	Ant2	5210	-47.931		PASS
Test Mode	Antenna	Channel	Max.Level [dBm]		Verdict
			Below 5715	5715-5725	
11AC80MIMO	Ant1	5775	-45.261	-44.744	PASS
11AC80MIMO	Ant2	5775	-45.126	-42.869	PASS
Test Mode	Antenna	Channel	Max.Level [dBm]		Verdict
			5850-5860	Above 5860	
11AC80MIMO	Ant1	5775	-44.825	-45.581	PASS
11AC80MIMO	Ant2	5775	-47.561	-47.107	PASS

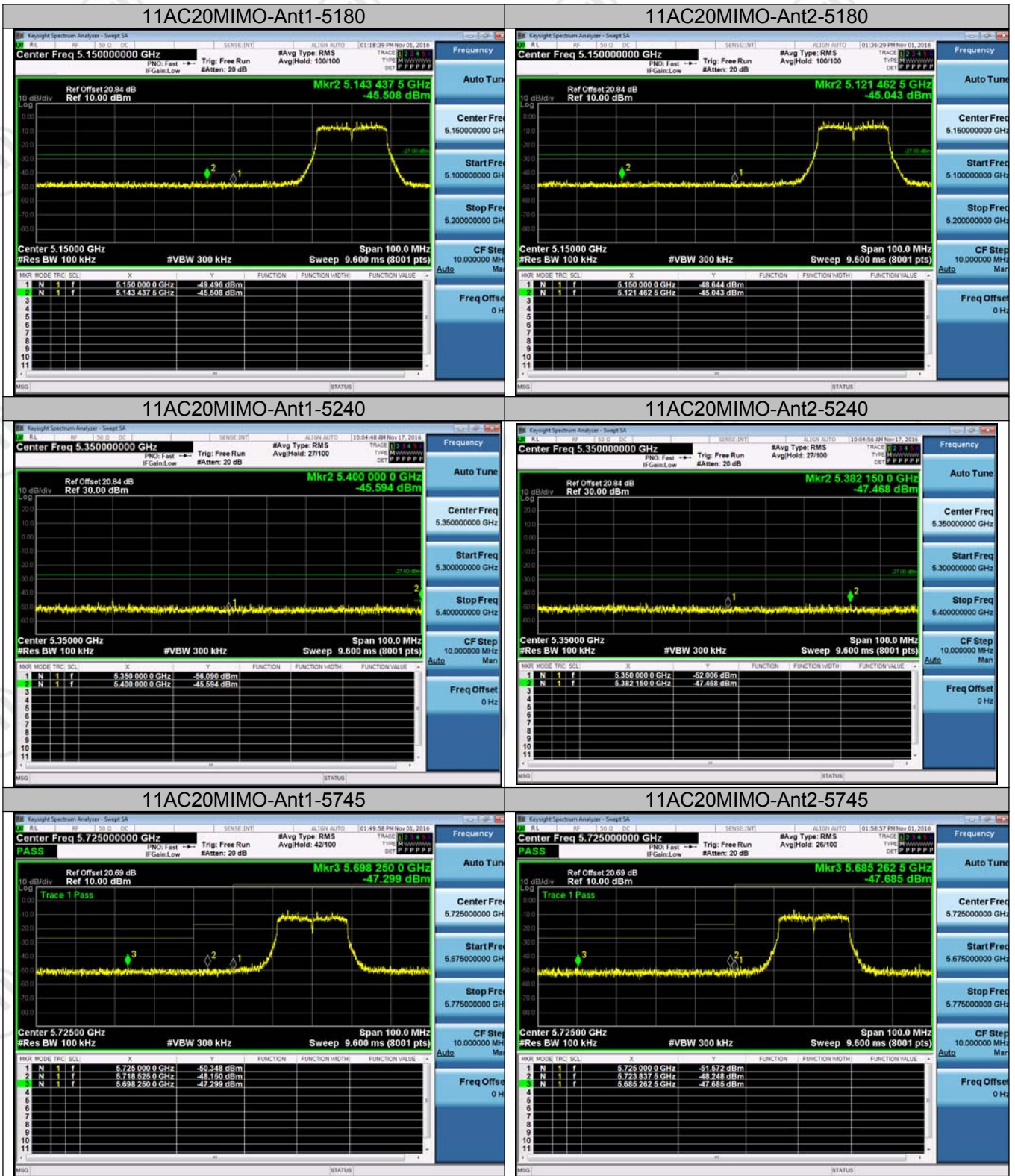
Test Graph

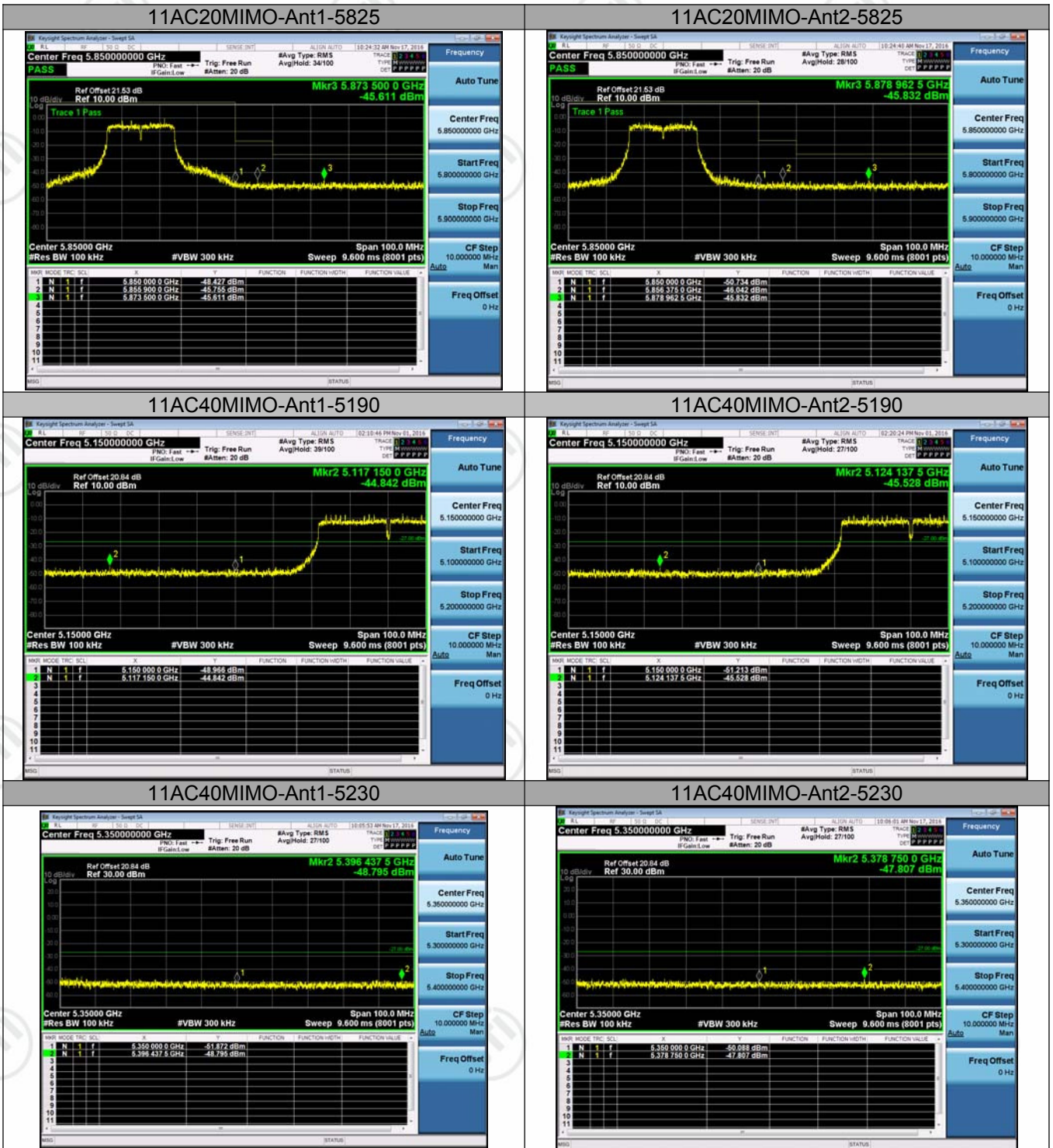


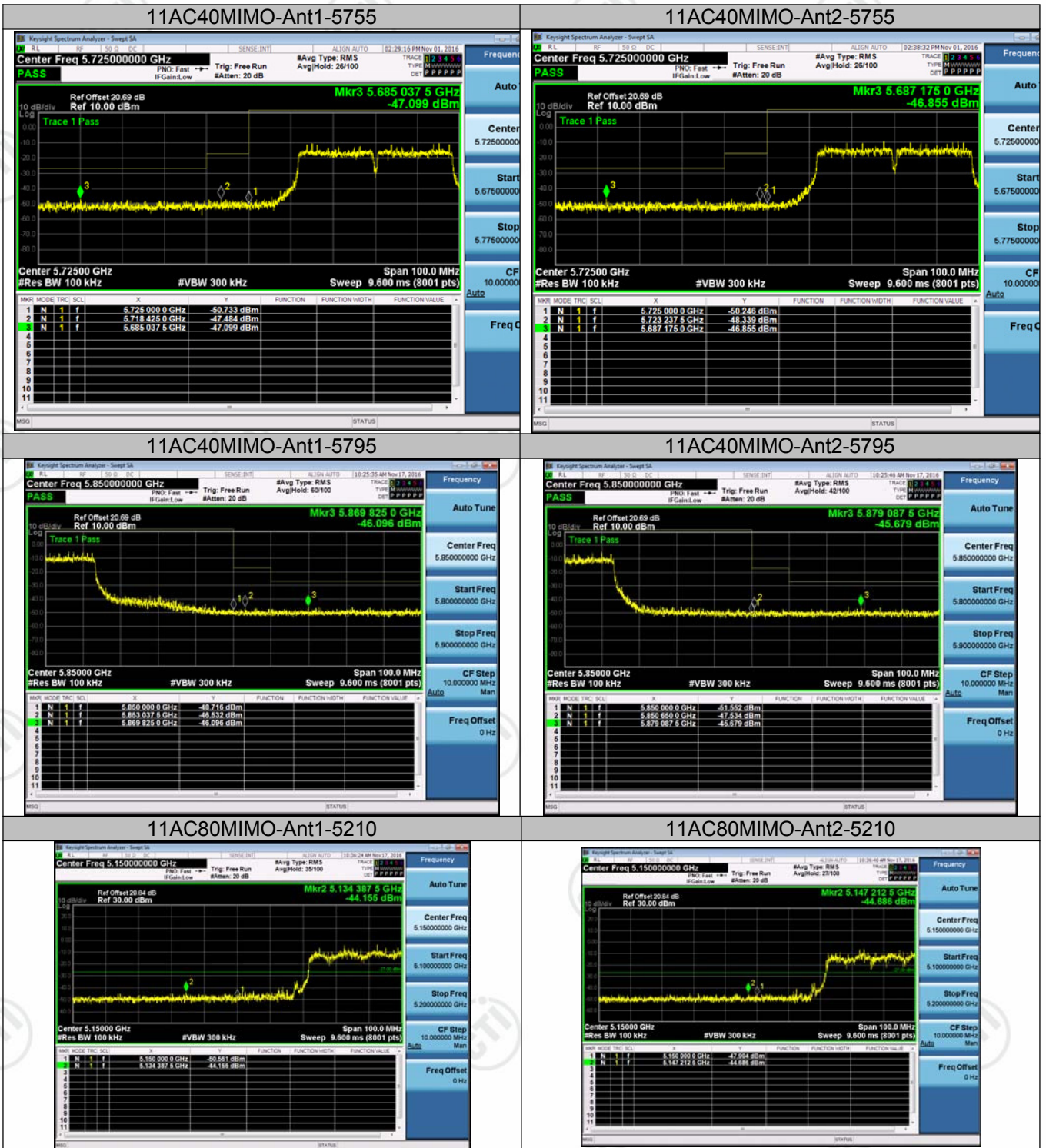


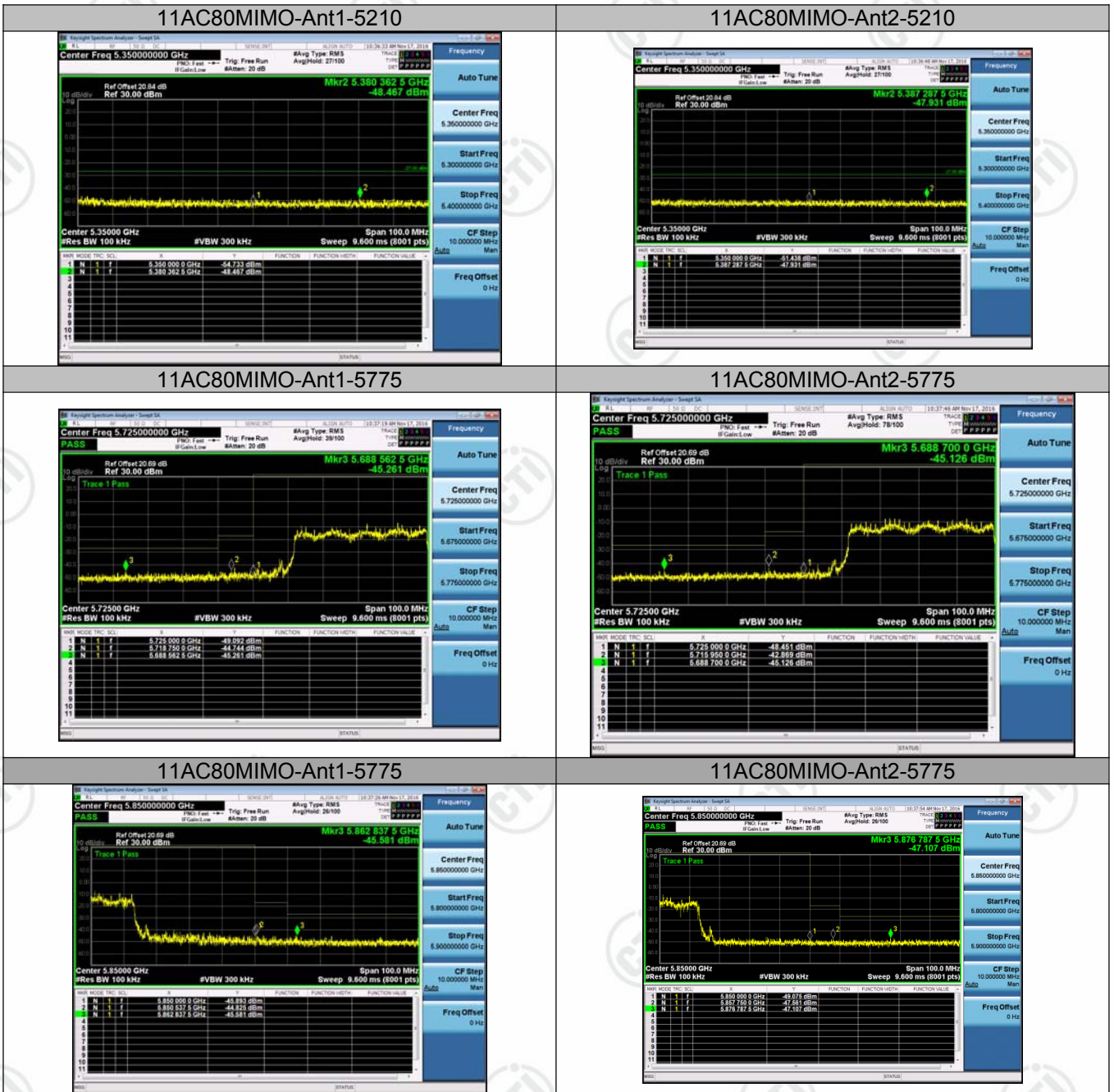












Appendix E): Frequency Stability

Frequency Error :

Test Mode	Antenna	Channel	Temp.	Volt.	Freq.Error(MHz)	Freq.vs.rated(ppm)	Verdict
11A	Ant1	5180	TN	VN	5180.045	8.687259	PASS
11A	Ant1	5200	TN	VN	5200.06	11.538462	PASS
11A	Ant1	5240	TN	VN	5240.06	11.53462	PASS
11A	Ant1	5745	TN	VN	5744.97	-5.221932	PASS
11A	Ant1	5785	TN	VN	5785.075	12.964564	PASS
11A	Ant1	5825	TN	VN	5825.075	12.875536	PASS

Frequency Error vs. Voltage:

Test Mode	Antenna	Channel	Temp.	Volt.	Freq.Error(MHz)	Freq.vs.rated(ppm)	Verdict
11A	Ant2	5180	TN	VH	5179.985	-2.895753	PASS
11A	Ant2	5200	TN	VL	5200.03	5.769231	PASS
11A	Ant2	5240	TN	VN	5240.03	5.725191	PASS
11A	Ant2	5745	TN	VN	5744.925	-13.05483	PASS
11A	Ant2	5785	TN	VN	5784.985	-2.592913	PASS
11A	Ant2	5825	TN	VN	5825.015	2.575107	PASS

Frequency Error :

Test Mode	Antenna	Channel	Temp.	Volt.	Freq.Error(MHz)	Freq.vs.rated(ppm)	Verdict
11N20MIMO	Ant1	5180	TN	VN	5180.045	8.687259	PASS
11N20MIMO	Ant2	5180	TN	VN	5179.985	-2.89575	PASS
11N20MIMO	Ant1	5200	TN	VN	5200.03	5.769231	PASS
11N40MIMO	Ant2	5200	TN	VN	5200.05	9.615385	PASS
11N20MIMO	Ant1	5240	TN	VN	5240.035	5.725191	PASS
11N20MIMO	Ant2	5240	TN	VN	5240.015	2.862595	PASS
11N20MIMO	Ant1	5745	TN	VN	5745.015	2.610966	PASS
11N20MIMO	Ant2	5745	TN	VN	5745.06	10.44386	PASS
11N20MIMO	Ant1	5785	TN	VN	5785.02	3.457217	PASS
11N20MIMO	Ant2	5785	TN	VN	5785.04	6.914437	PASS

11N20MIMO	Ant1	5825	TN	VN	5825.01	1.716738	PASS
11N20MIMO	Ant2	5825	TN	VN	5825.015	2.575107	PASS

11N40MIMO	Ant1	5190	TN	VN	5190.09	17.34104	PASS
11N40MIMO	Ant2	5190	TN	VN	5190.02	3.853565	PASS
11N40MIMO	Ant1	5230	TN	VN	5230.08	15.296367	PASS
11N40MIMO	Ant2	5230	TN	VN	5230.06	11.47228	PASS
11N40MIMO	Ant1	5755	TN	VN	5755.09	15.63858	PASS
11N40MIMO	Ant2	5755	TN	VN	5755.03	5.212858	PASS

11N40MIMO	Ant1	5795	TN	VN	5794.97	-5.17688	PASS
11N40MIMO	Ant2	5795	TN	VN	5795.035	6.039689	PASS

Frequency Error vs:

Test Mode	Antenna	Channel	Temp.	Volt.	Freq.Error(MHz)	Freq.vs.rated(ppm)	Verdict
11AC20MIMO	Ant1	5180	TN	VN	5179.985	-2.895753	PASS
11AC20MIMO	Ant2	5180	TN	VN	5180.07	13.51351	PASS
11AC20MIMO	Ant1	5200	TN	VN	5200.06	11.53846	PASS
11AC20MIMO	Ant2	5200	TN	VN	5200.03	5.769231	PASS
11AC20MIMO	Ant1	5240	TN	VN	5240.05	9.541985	PASS
11AC20MIMO	Ant2	5240	TN	VN	5240.03	5.725191	PASS
11AC20MIMO	Ant1	5745	TN	VN	5745.03	5.221932	PASS
11AC20MIMO	Ant2	5745	TN	VN	5745.03	5.221932	PASS
11AC20MIMO	Ant1	5785	TN	VN	5784.985	-2.59291	PASS
11AC20MIMO	Ant2	5785	TN	VN	5784.955	-13.05483	PASS

11AC20MIMO	Ant1	5825	TN	VN	5825.01	1.716738	PASS
11AC20MIMO	Ant2	5825	TN	VN	5825.045	7.725322	PASS

11AC40MIMO	Ant1	5190	TN	VN	5190.03	5.780357	PASS
11AC40MIMO	Ant2	5190	TN	VN	5189.97	-5.78035	PASS
11AC40MIMO	Ant1	5230	TN	VN	5230.06	11.472275	PASS
11AC40MIMO	Ant2	5230	TN	VN	5230.025	4.780115	PASS
11AC40MIMO	Ant1	5755	TN	VN	5755.06	10.42572	PASS
11AC40MIMO	Ant2	5755	TN	VN	5755.02	3.475239	PASS

11AC40MIMO	Ant1	5795	TN	VN	5795.06	10.35375	PASS
11AC40MIMO	Ant2	5795	TN	VN	5795.01	1.725625	PASS

Frequency Error :

Test Mode	Antenna	Channel	Temp.	Volt.	Freq.Error(MHz)	Freq.vs.rated(ppm)	Verdict
11AC80MIMO	Ant1	5210	TN	VN	5210.06	11.516315	PASS
11AC80MIMO	Ant2	5210	TN	VN	5210.06	11.516315	PASS
11AC80MIMO	Ant1	5775	TN	VN	5775.01	1.737619	PASS
11AC80MIMO	Ant2	5775	TN	VN	5775.08	13.852813	PASS

Appendix F): Antenna Requirement

15.203 requirement:


An intentional radiator shall be designed to ensure that no antenna other than that furnished by the responsible party shall be used with the device. The use of a permanently attached antenna or of an antenna that uses a unique coupling to the intentional radiator, the manufacturer may design the unit so that a broken antenna can be replaced by the user, but the use of a standard antenna jack or electrical connector is prohibited.

15.407(a)(1) (2) requirement:

The conducted output power limit specified in paragraph (a) of this section is based on the use of antennas with directional gains that do not exceed 6 dBi. Except as shown in paragraph (a) of this section, if transmitting antennas of directional gain greater than 6 dBi are used, the conducted output power and the peak power spectral density shall be reduced by the amount in dB that the directional gain of the antenna exceeds 6 dBi.

EUT Antenna:

The antenna is integrated on the main PCB and no consideration of replacement. The best case gain of the antenna is 3dBi.



Appendix G): Operation in the absence of information to the transmit

15.407(c) requirement:

The device shall automatically discontinue transmission in case of either absence of information to transmit or operational failure. These provisions are not intended to preclude the transmission of control or signal ling information or the use of repetitive codes used by certain digital technologies to complete frame or burst intervals. Applicants shall include in their application for equipment authorization a description of how this requirement is met.

Operation in the absence of information to the transmit

Operation never ceases as information from cell town is always present. (manufacturer declare)

Appendix H): AC Power Line Conducted Emission

<p>Test Procedure:</p>	<p>Test frequency range :150KHz-30MHz</p> <ol style="list-style-type: none"> 1)The mains terminal disturbance voltage test was conducted in a shielded room. 2) The EUT was connected to AC power source through a LISN 1 (Line Impedance Stabilization Network) which provides a $50\Omega/50\mu\text{H} + 5\Omega$ linear impedance. The power cables of all other units of the EUT were connected to a second LISN 2, which was bonded to the ground reference plane in the same way as the LISN 1 for the unit being measured. A multiple socket outlet strip was used to connect multiple power cables to a single LISN provided the rating of the LISN was not exceeded. 3)The tabletop EUT was placed upon a non-metallic table 0.8m above the ground reference plane. And for floor-standing arrangement, the EUT was placed on the horizontal ground reference plane, 4) The test was performed with a vertical ground reference plane. The rear of the EUT shall be 0.4 m from the vertical ground reference plane. The vertical ground reference plane was bonded to the horizontal ground reference plane. The LISN 1 was placed 0.8 m from the boundary of the unit under test and bonded to a ground reference plane for LISNs mounted on top of the ground reference plane. This distance was between the closest points of the LISN 1 and the EUT. All other units of the EUT and associated equipment was at least 0.8 m from the LISN 2. 5) In order to find the maximum emission, the relative positions of equipment and all of the interface cables must be changed according to ANSI C63.10 on conducted measurement. 														
<p>Limit:</p>	<table border="1" data-bbox="497 1124 1367 1346"> <thead> <tr> <th rowspan="2">Frequency range (MHz)</th> <th colspan="2">Limit (dBμV)</th> </tr> <tr> <th>Quasi-peak</th> <th>Average</th> </tr> </thead> <tbody> <tr> <td>0.15-0.5</td> <td>66 to 56*</td> <td>56 to 46*</td> </tr> <tr> <td>0.5-5</td> <td>56</td> <td>46</td> </tr> <tr> <td>5-30</td> <td>60</td> <td>50</td> </tr> </tbody> </table> <p>* The limit decreases linearly with the logarithm of the frequency in the range 0.15 MHz to 0.50 MHz. NOTE : The lower limit is applicable at the transition frequency</p>	Frequency range (MHz)	Limit (dB μ V)		Quasi-peak	Average	0.15-0.5	66 to 56*	56 to 46*	0.5-5	56	46	5-30	60	50
Frequency range (MHz)	Limit (dB μ V)														
	Quasi-peak	Average													
0.15-0.5	66 to 56*	56 to 46*													
0.5-5	56	46													
5-30	60	50													

Measurement Data

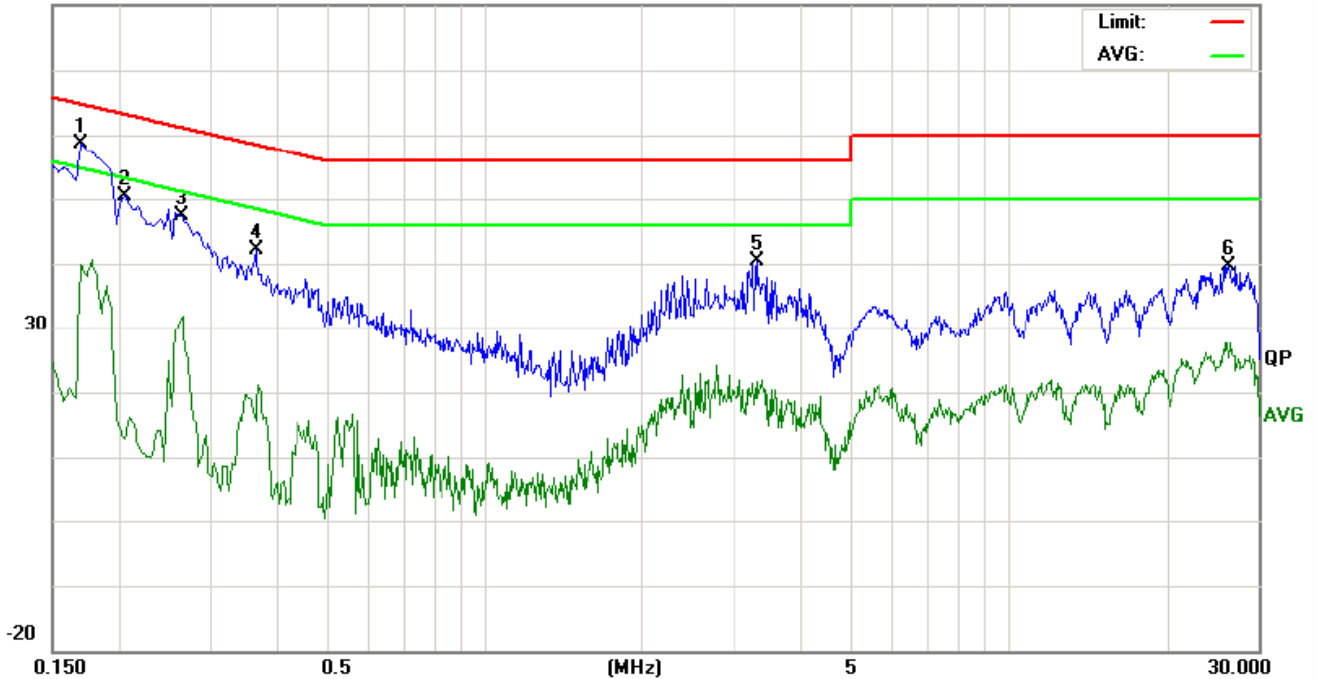
An initial pre-scan was performed on the live and neutral lines with peak detector.

Quasi-Peak and Average measurement were performed at the frequencies with maximized peak emission were detected.

AC 120V, 60Hz

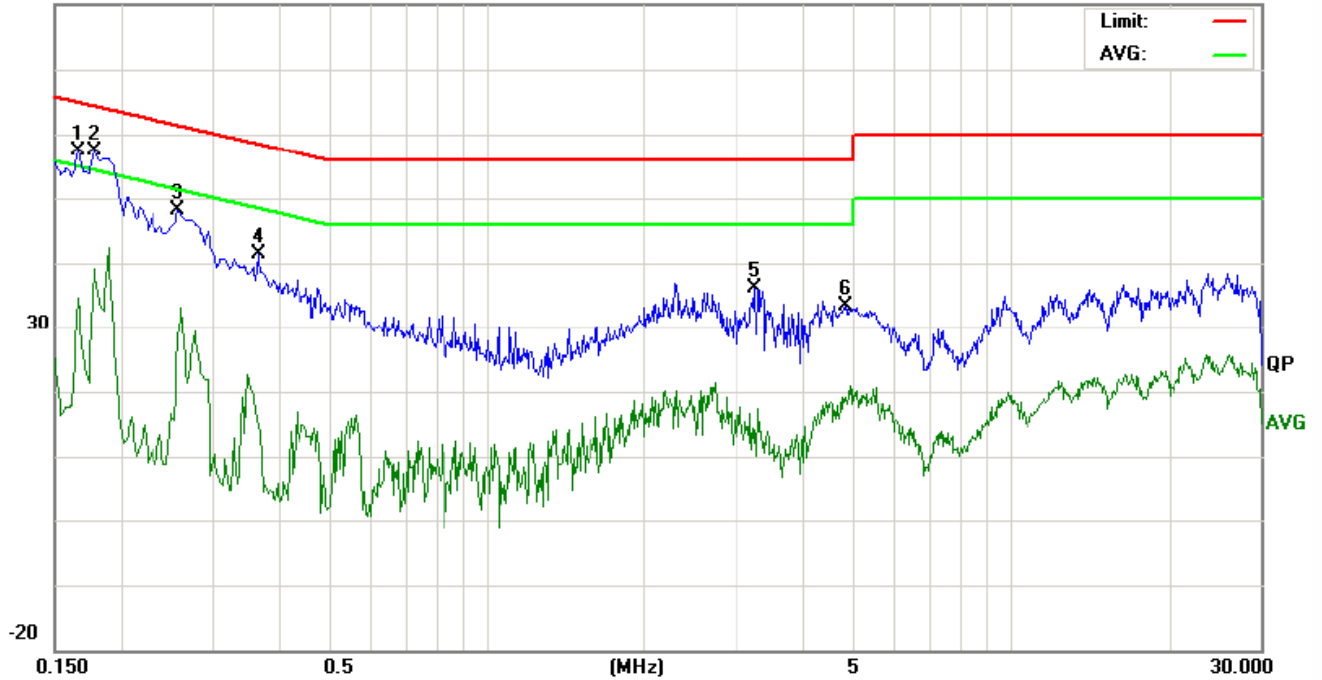
Live line:

80.0 dBuV



No.	Freq. MHz	Reading_Level (dBuV)			Correct Factor dB	Measurement (dBuV)			Limit (dBuV)		Margin (dB)		P/F	Comment
		Peak	QP	AVG		peak	QP	AVG	QP	AVG	QP	AVG		
1	0.1700	48.80	30.06	9.80	58.60	39.86	64.96	54.96	-6.36	-15.10	P			
2	0.2060	40.50	3.09	9.80	50.30	12.89	63.36	53.36	-13.06	-40.47	P			
3	0.2672	45.34	14.89	9.80	55.14	24.69	61.20	51.20	-6.06	-26.51	P			
4	0.3660	32.24	5.83	9.87	42.11	15.70	58.59	48.59	-16.48	-32.89	P			
5	3.3220	30.29	11.58	10.00	40.29	21.58	56.00	46.00	-15.71	-24.42	P			
6	26.4060	29.94	15.69	9.80	39.74	25.49	60.00	50.00	-20.26	-24.51	P			

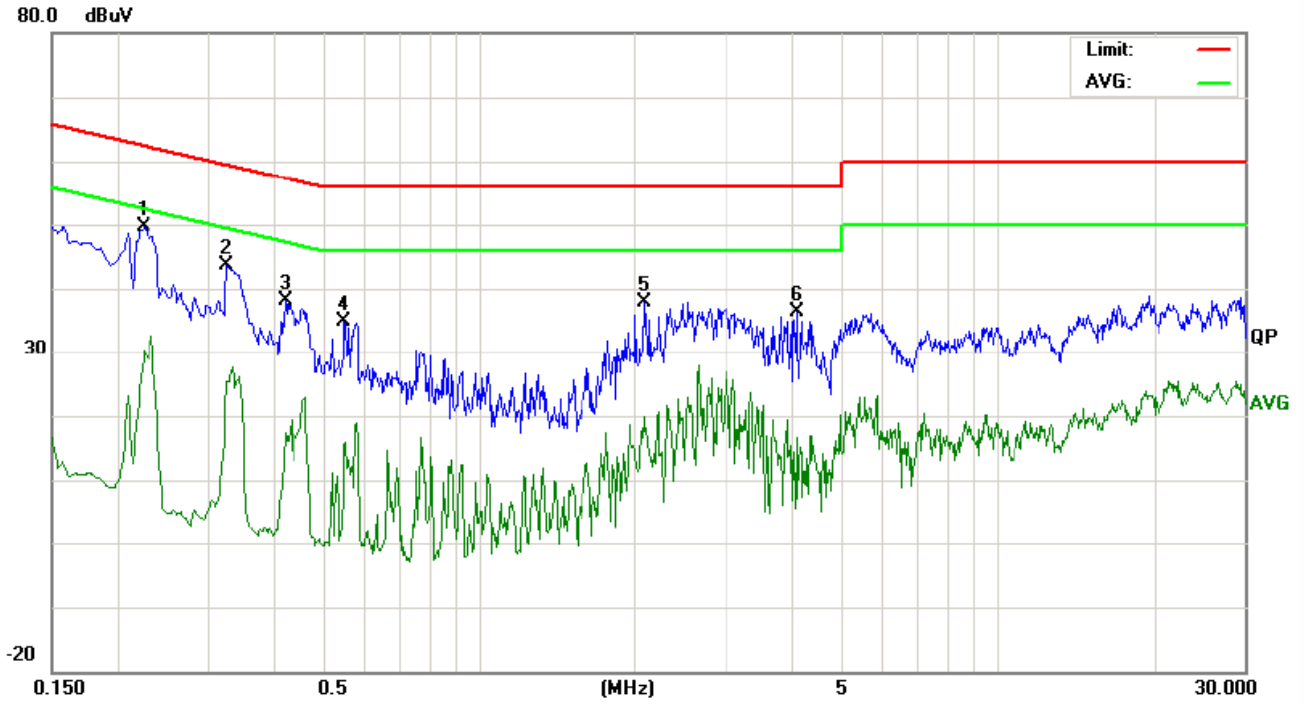
Neutral line:
80.0 dBuV



No.	Freq. MHz	Reading_Level (dBuV)			Correct Factor dB	Measurement (dBuV)			Limit (dBuV)		Margin (dB)		P/F	Comment
		Peak	QP	AVG		peak	QP	AVG	QP	AVG	QP	AVG		
1	0.1660	47.61	24.88	9.80	57.41	34.68	65.15	55.15	-7.74	-20.47	P			
2	0.1796	45.90	15.40	9.80	55.70	25.20	64.50	54.50	-8.80	-29.30	P			
3	0.2580	38.26	18.52	9.80	48.06	28.32	61.49	51.49	-13.43	-23.17	P			
4	0.3660	31.52	4.64	9.87	41.39	14.51	58.59	48.59	-17.20	-34.08	P			
5	3.2740	26.22	4.20	10.00	36.22	14.20	56.00	46.00	-19.78	-31.80	P			
6	4.8300	23.30	9.03	10.00	33.30	19.03	56.00	46.00	-22.70	-26.97	P			

AC 240V, 50Hz

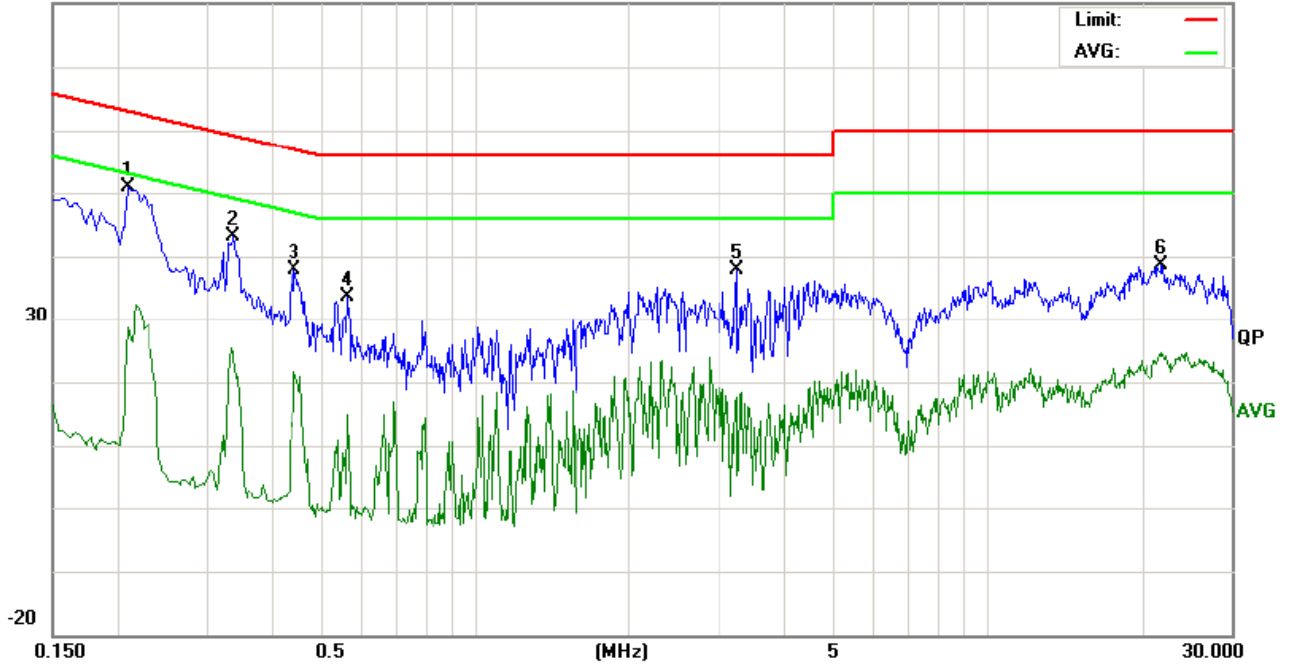
Live line:



No.	Freq. MHz	Reading_Level (dBuV)			Correct Factor dB	Measurement (dBuV)			Limit (dBuV)		Margin (dB)		P/F	Comment
		Peak	QP	AVG		peak	QP	AVG	QP	AVG	QP	AVG		
1	0.2260	39.84	20.54	9.80	49.64	30.34	62.59	52.59	-12.95	-22.25	P			
2	0.3260	33.73	15.62	9.83	43.56	25.45	59.55	49.55	-15.99	-24.10	P			
3	0.4220	28.34	7.48	9.90	38.24	17.38	57.41	47.41	-19.17	-30.03	P			
4	0.5500	25.06	5.62	9.90	34.96	15.52	56.00	46.00	-21.04	-30.48	P			
5	2.0860	27.95	9.97	10.00	37.95	19.97	56.00	46.00	-18.05	-26.03	P			
6	4.1060	26.46	6.60	10.00	36.46	16.60	56.00	46.00	-19.54	-29.40	P			

Neutral line:

80.0 dBuV



No.	Freq. MHz	Reading_Level (dBuV)			Correct Factor dB	Measurement (dBuV)			Limit (dBuV)		Margin (dB)		P/F	Comment
		Peak	QP	AVG		peak	QP	AVG	QP	AVG	QP	AVG		
1	0.2100		41.00	18.92	9.80	50.80	28.72	63.20	53.20	-12.40	-24.48	P		
2	0.3379		33.30	14.09	9.84	43.14	23.93	59.25	49.25	-16.11	-25.32	P		
3	0.4460		27.96	11.68	9.90	37.86	21.58	56.95	46.95	-19.09	-25.37	P		
4	0.5660		23.83	4.98	9.90	33.73	14.88	56.00	46.00	-22.27	-31.12	P		
5	3.2460		27.82	7.64	10.00	37.82	17.64	56.00	46.00	-18.18	-28.36	P		
6	22.0620		28.72	14.73	9.80	38.52	24.53	60.00	50.00	-21.48	-25.47	P		

Notes:

1. The following Quasi-Peak and Average measurements were performed on the EUT:
2. Final Test Level = Receiver Reading + LISN Factor + Cable Loss.

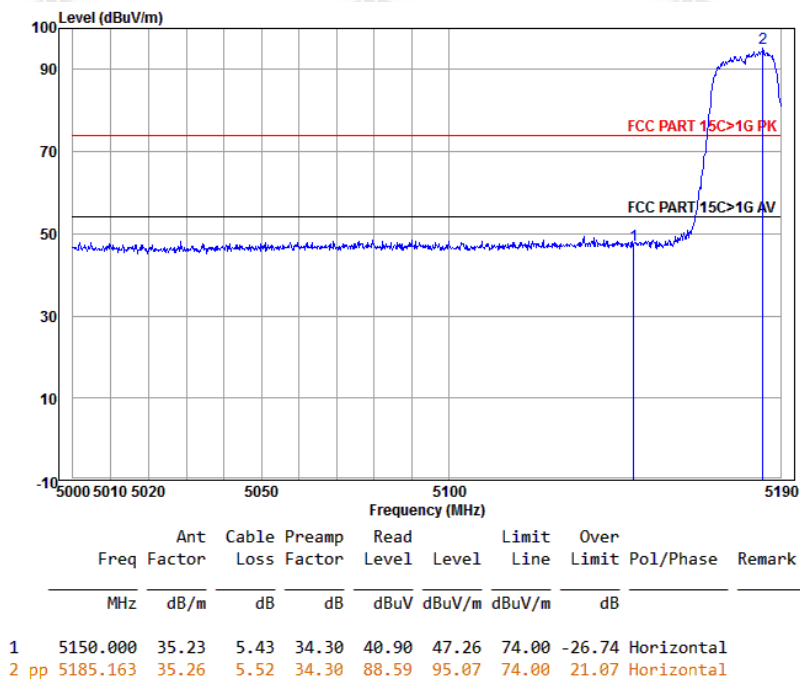
Appendix I): Restricted bands around fundamental frequency (Radiated Emission)

Receiver Setup:	<table border="1"> <thead> <tr> <th>Frequency</th> <th>Detector</th> <th>RBW</th> <th>VBW</th> <th>Remark</th> </tr> </thead> <tbody> <tr> <td>30MHz-1GHz</td> <td>Quasi-peak</td> <td>120kHz</td> <td>300kHz</td> <td>Quasi-peak</td> </tr> <tr> <td rowspan="2">Above 1GHz</td> <td>Peak</td> <td>1MHz</td> <td>3MHz</td> <td>Peak</td> </tr> <tr> <td>Peak</td> <td>1MHz</td> <td>10Hz</td> <td>Average</td> </tr> </tbody> </table>	Frequency	Detector	RBW	VBW	Remark	30MHz-1GHz	Quasi-peak	120kHz	300kHz	Quasi-peak	Above 1GHz	Peak	1MHz	3MHz	Peak	Peak	1MHz	10Hz	Average	
Frequency	Detector	RBW	VBW	Remark																	
30MHz-1GHz	Quasi-peak	120kHz	300kHz	Quasi-peak																	
Above 1GHz	Peak	1MHz	3MHz	Peak																	
	Peak	1MHz	10Hz	Average																	
Test Procedure:	<p>Below 1GHz test procedure as below:</p> <ol style="list-style-type: none"> The EUT was placed on the top of a rotating table 0.8 meters above the ground at a 3 meter semi-anechoic chamber. The table was rotated 360 degrees to determine the position of the highest radiation. The EUT was set 3 meters away from the interference-receiving antenna, which was mounted on the top of a variable-height antenna tower. The antenna height is varied from one meter to four meters above the ground to determine the maximum value of the field strength. Both horizontal and vertical polarizations of the antenna are set to make the measurement. For each suspected emission, the EUT was arranged to its worst case and then the antenna was tuned to heights from 1 meter to 4 meters and the rotatable was turned from 0 degrees to 360 degrees to find the maximum reading. The test-receiver system was set to Peak Detect Function and Specified Bandwidth with Maximum Hold Mode. Place a marker at the end of the restricted band closest to the transmit frequency to show compliance. Also measure any emissions in the restricted bands. Save the spectrum analyzer plot. Repeat for each power and modulation for lowest and highest channel <p>Above 1GHz test procedure as below:</p> <ol style="list-style-type: none"> Different between above is the test site, change from Semi- Anechoic Chamber to fully Anechoic Chamber and change form table 0.8 metre to 1.5 metre(Above 18GHz the distance is 1 meter and table is 1.5 metre). Test the EUT in the lowest channel , the Highest channel The radiation measurements are performed in X, Y, Z axis positioning for Transmitting mode, and found the X axis positioning which it is worse case. Repeat above procedures until all frequencies measured was complete. 																				
Limit:	<table border="1"> <thead> <tr> <th>Frequency</th> <th>Limit (dBμV/m @3cm)</th> <th>Remark</th> </tr> </thead> <tbody> <tr> <td>30MHz-88MHz</td> <td>40.0</td> <td>Quasi-peak Value</td> </tr> <tr> <td>88MHz-216MHz</td> <td>43.5</td> <td>Quasi-peak Value</td> </tr> <tr> <td>216MHz-960MHz</td> <td>46.0</td> <td>Quasi-peak Value</td> </tr> <tr> <td>960MHz-1GHz</td> <td>54.0</td> <td>Quasi-peak Value</td> </tr> <tr> <td rowspan="2">Above 1GHz</td> <td>54.0</td> <td>Average Value</td> </tr> <tr> <td>74.0</td> <td>Peak Value</td> </tr> </tbody> </table>	Frequency	Limit (dB μ V/m @3cm)	Remark	30MHz-88MHz	40.0	Quasi-peak Value	88MHz-216MHz	43.5	Quasi-peak Value	216MHz-960MHz	46.0	Quasi-peak Value	960MHz-1GHz	54.0	Quasi-peak Value	Above 1GHz	54.0	Average Value	74.0	Peak Value
Frequency	Limit (dB μ V/m @3cm)	Remark																			
30MHz-88MHz	40.0	Quasi-peak Value																			
88MHz-216MHz	43.5	Quasi-peak Value																			
216MHz-960MHz	46.0	Quasi-peak Value																			
960MHz-1GHz	54.0	Quasi-peak Value																			
Above 1GHz	54.0	Average Value																			
	74.0	Peak Value																			

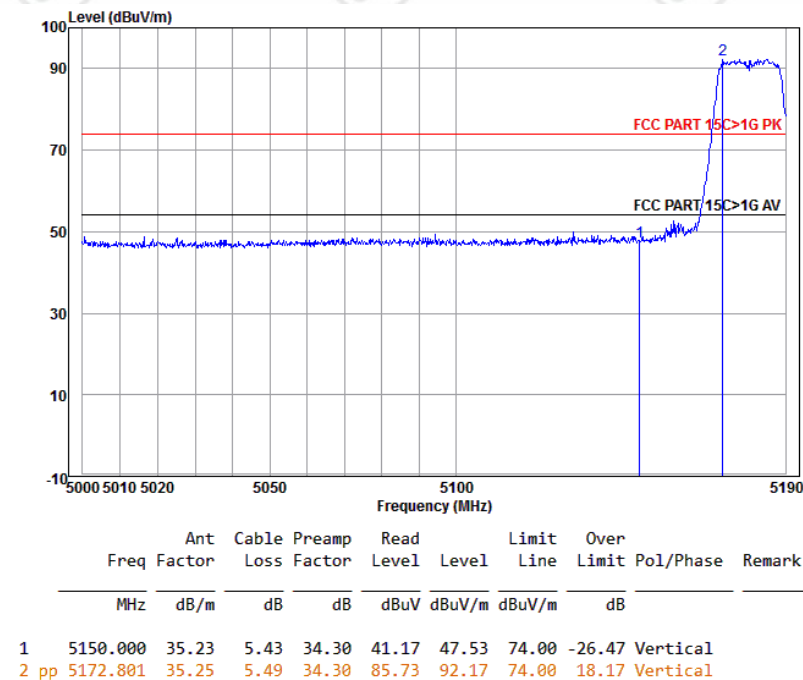
Test plot as follows:

For 802.11a Operation in the 5150MHz ~5250 MHz band

Worse case mode:	802.11a (MCS0)		
Frequency: 5180MHz	Test channel: 36 channel	Polarization: Horizontal	Remark: Peak

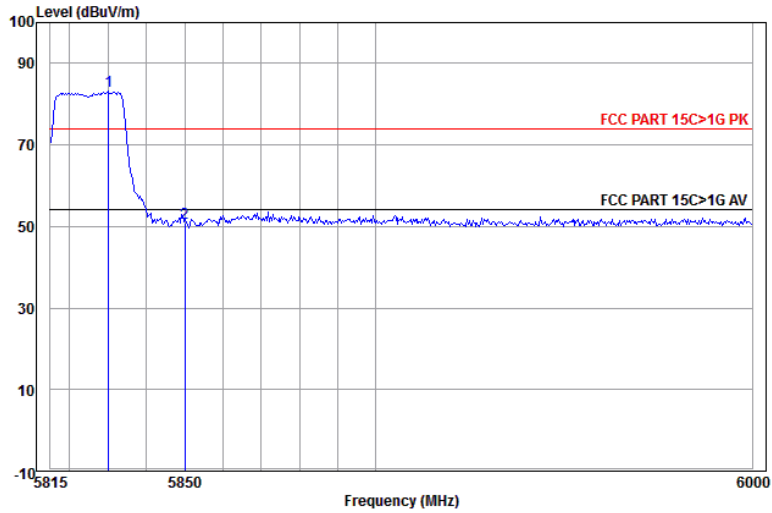


Worse case mode:	802.11a (MCS0)		
Frequency: 5180MHz	Test channel: 36 channel	Polarization: Vertical	Remark: Peak



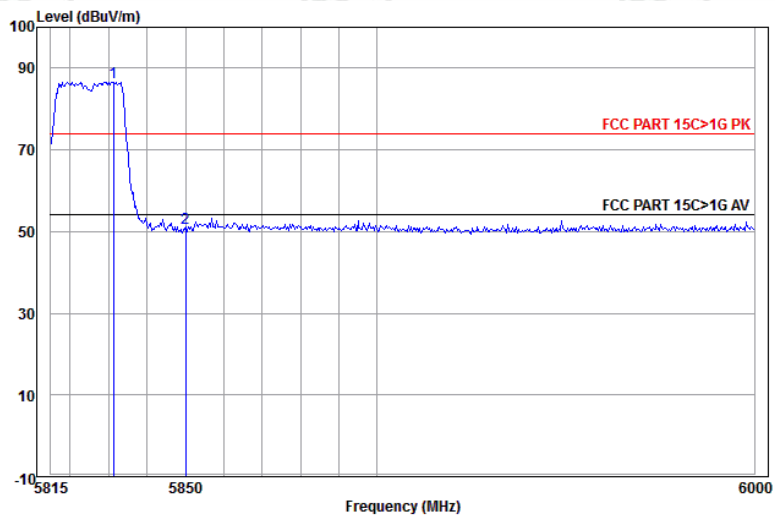
For 802.11a Operation in the 5725MHz ~5850 MHz band

Worse case mode:	802.11a (MCS0)		
Frequency: 5825MHz	Test channel: 165 channel	Polarization: Horizontal	Remark: Peak



	Ant Freq	Preamp Factor	Cable Factor	Cable Loss	Read Level	Limit Level	Over Limit	Pol/Phase	Remark
	MHz	dB/m	dB	dB	dBuV	dBuV/m	dBuV/m	dB	
1 pp	5830.106	35.77	34.30	7.05	74.59	83.11	74.00	9.11	Horizontal
2	5850.000	35.79	34.30	7.10	42.13	50.72	74.00	-23.28	Horizontal

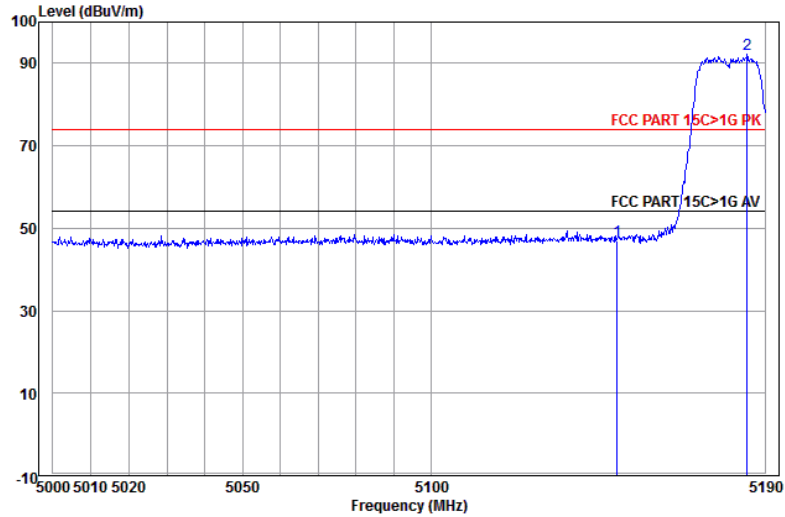
Worse case mode:	802.11a (MCS0)		
Frequency: 5825MHz	Test channel: 165 channel	Polarization: Vertical	Remark: Peak



	Ant Freq	Preamp Factor	Cable Factor	Cable Loss	Read Level	Limit Level	Over Limit	Pol/Phase	Remark
	MHz	dB/m	dB	dB	dBuV	dBuV/m	dBuV/m	dB	
1 pp	5831.303	35.77	34.30	7.06	78.11	86.64	74.00	12.64	Vertical
2	5850.000	35.79	34.30	7.10	42.25	50.84	74.00	-23.16	Vertical

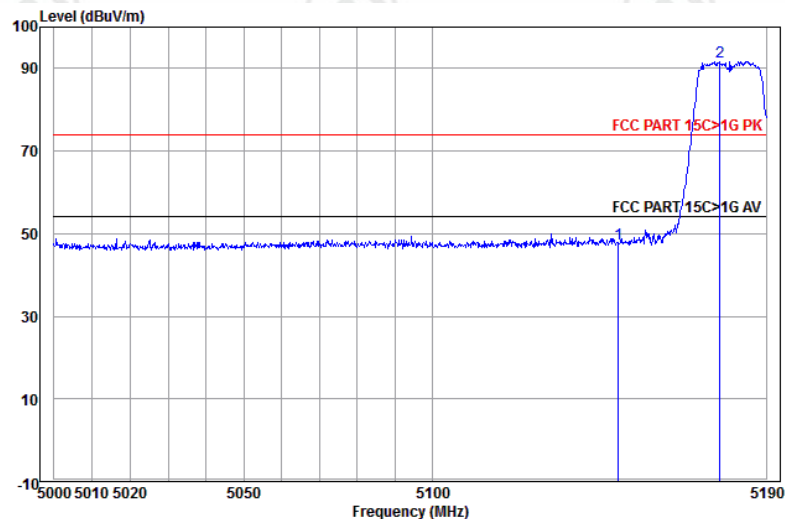
For 802.11n(20M) Operation in the 5150MHz ~5250 MHz band

Worse case mode:	802.11n(20M) (MCS0)		
Frequency: 5180MHz	Test channel: 36 channel	Polarization: Horizontal	Remark: Peak



	Ant Freq	Cable Factor	Preamp Loss	Preamp Factor	Read Level	Level	Limit Line	Over Limit	Pol/Phase	Remark
	MHz	dB/m	dB	dB	dBuV	dBuV/m	dBuV/m	dB		
1	5150.000	35.23	5.43	34.30	40.51	46.87	74.00	-27.13	Horizontal	
2 pp	5185.163	35.26	5.52	34.30	85.59	92.07	74.00	18.07	Horizontal	

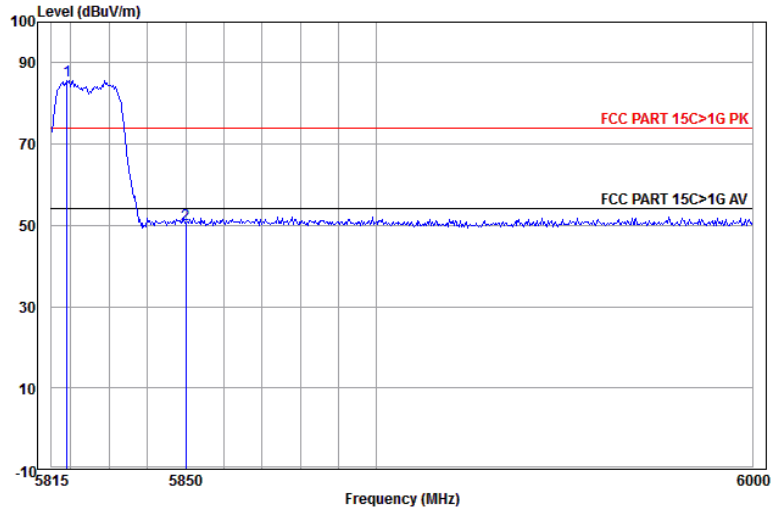
Worse case mode:	802.11n(20M) (MCS0)		
Frequency: 5180MHz	Test channel: 36 channel	Polarization: Vertical	Remark: Peak



	Ant Freq	Cable Factor	Preamp Loss	Preamp Factor	Read Level	Level	Limit Line	Over Limit	Pol/Phase	Remark
	MHz	dB/m	dB	dB	dBuV	dBuV/m	dBuV/m	dB		
1	5150.000	35.23	5.43	34.30	41.17	47.53	74.00	-26.47	Vertical	
2 pp	5177.434	35.25	5.50	34.30	85.30	91.75	74.00	17.75	Vertical	

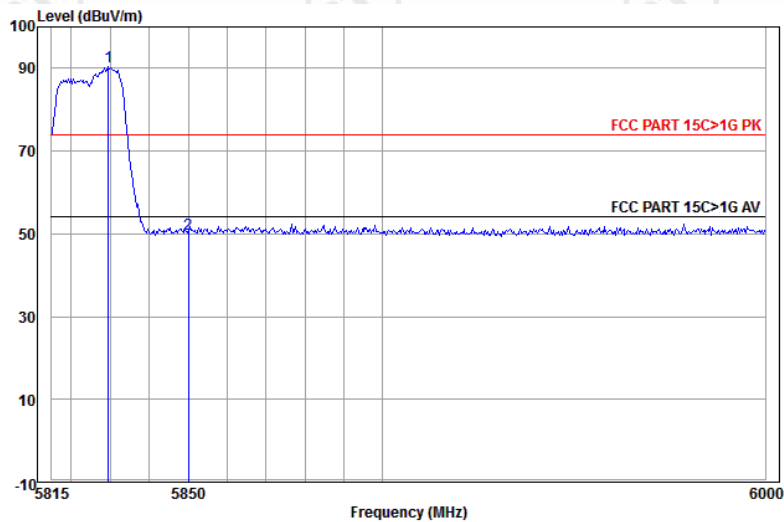
For 802.11n(20M) Operation in the 5725MHz ~5850 MHz band

Worse case mode:	802.11n(20M) (MCS0)		
Frequency: 5825MHz	Test channel: 165 channel	Polarization: Horizontal	Remark: Peak



	Ant Freq	Preamp Factor	Cable Loss	Read Level	Level	Limit	Over	Remark
	MHz	dB/m	dB	dB	dBuV	dBuV/m	dB	
1 pp	5819.052	35.77	34.30	7.03	77.20	85.70	74.00	11.70 Horizontal
2	5850.000	35.79	34.30	7.10	41.64	50.23	74.00	-23.77 Horizontal

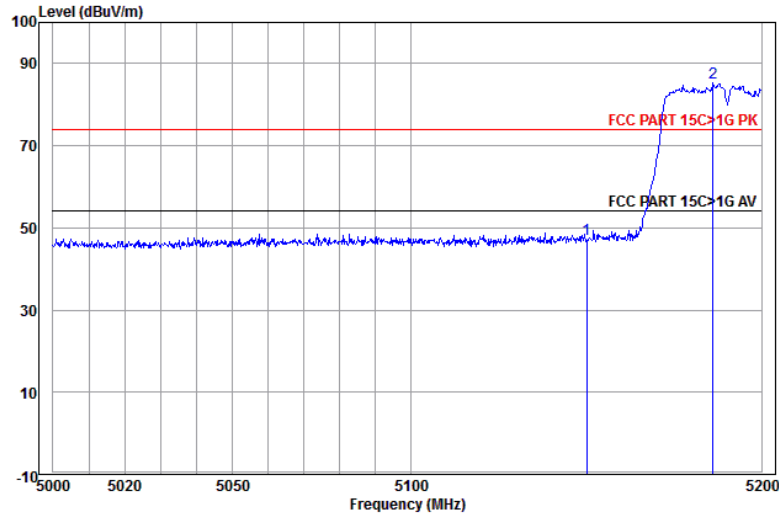
Worse case mode:	802.11n(20M) (MCS0)		
Frequency: 5825MHz	Test channel: 165 channel	Polarization: Vertical	Remark: Peak



	Ant Freq	Preamp Factor	Cable Loss	Read Level	Level	Limit	Over	Remark
	MHz	dB/m	dB	dB	dBuV	dBuV/m	dB	
1 pp	5829.508	35.77	34.30	7.05	81.76	90.28	74.00	16.28 Vertical
2	5850.000	35.79	34.30	7.10	41.43	50.02	74.00	-23.98 Vertical

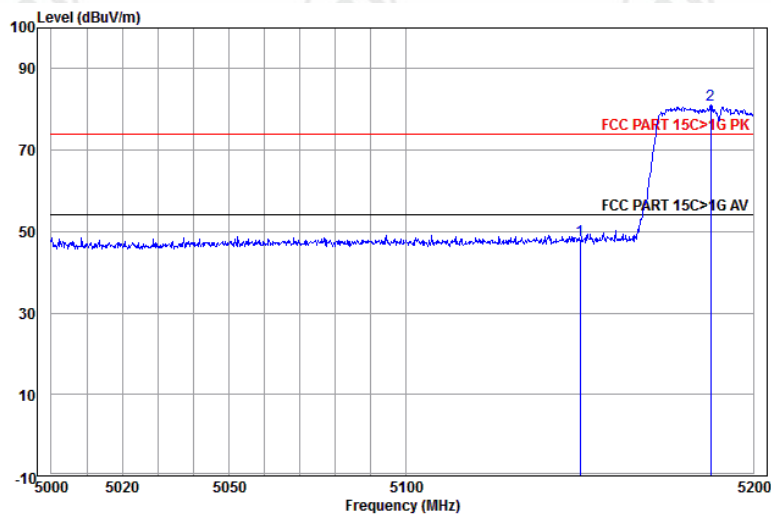
For 802.11n(40M) Operation in the 5150MHz ~5250 MHz band

Worse case mode:	802.11n(40M) (MCS0)		
Frequency: 5190MHz	Test channel: 38 channel	Polarization: Horizontal	Remark: Peak



	Ant Freq	Cable Factor	Preamp Loss	Read Level	Level	Limit Line	Over Limit	Pol/Phase	Remark
	MHz	dB/m	dB	dB	dBuV	dBuV/m	dBuV/m	dB	
1	5150.000	35.23	5.43	34.30	40.91	47.27	74.00	-26.73	Horizontal
2 pp	5186.150	35.26	5.52	34.30	78.70	85.18	74.00	11.18	Horizontal

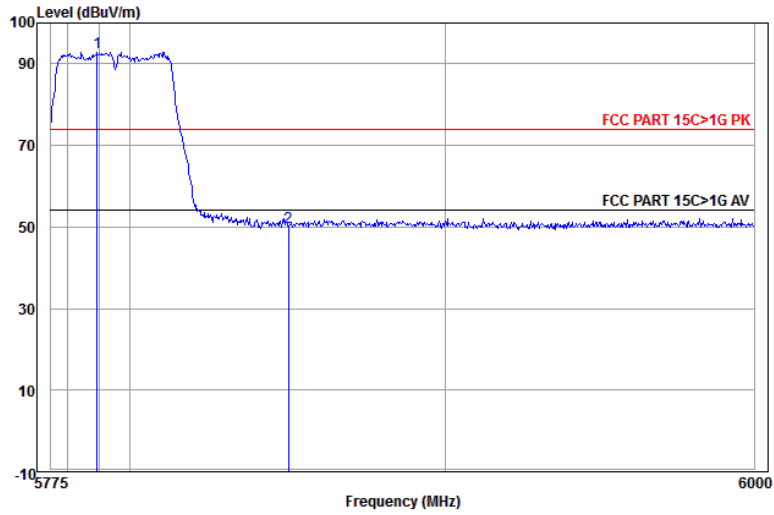
Worse case mode:	802.11n(40M) (MCS0)		
Frequency: 5190MHz	Test channel: 38 channel	Polarization: Vertical	Remark: Peak



	Ant Freq	Cable Factor	Preamp Loss	Read Level	Level	Limit Line	Over Limit	Pol/Phase	Remark
	MHz	dB/m	dB	dB	dBuV	dBuV/m	dBuV/m	dB	
1	5150.000	35.23	5.43	34.30	41.39	47.75	74.00	-26.25	Vertical
2 pp	5187.777	35.26	5.52	34.30	74.52	81.00	74.00	7.00	Vertical

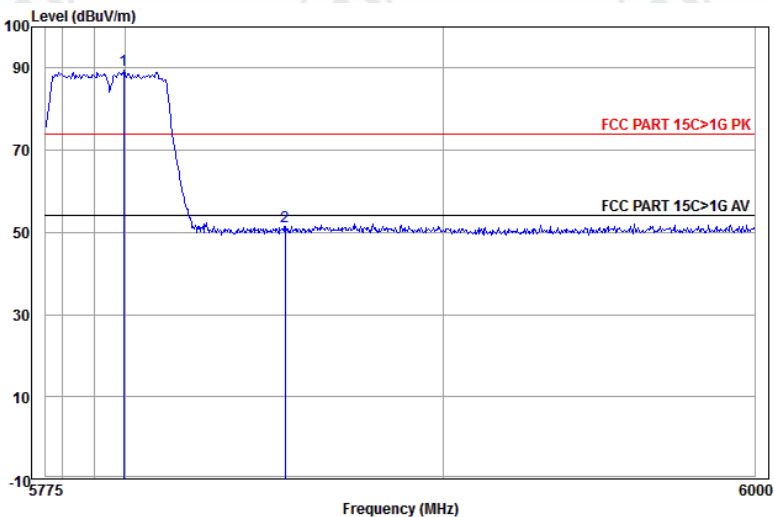
For 802.11n(40M) Operation in the 5725MHz ~5850 MHz band

Worse case mode:	802.11n(40M) (MCS0)		
Frequency: 5795MHz	Test channel: 159 channel	Polarization: Horizontal	Remark: Peak



	Ant Freq	Preamp Factor	Cable Loss	Read Level	Level	Limit Line	Over Limit	Pol/Phase	Remark
	MHz	dB/m	dB	dB	dBuV	dBuV/m	dBuV/m	dB	
1 pp	5789.578	35.74	34.30	6.96	84.55	92.95	74.00	18.95	Horizontal
2	5850.000	35.79	34.30	7.10	41.45	50.04	74.00	-23.96	Horizontal

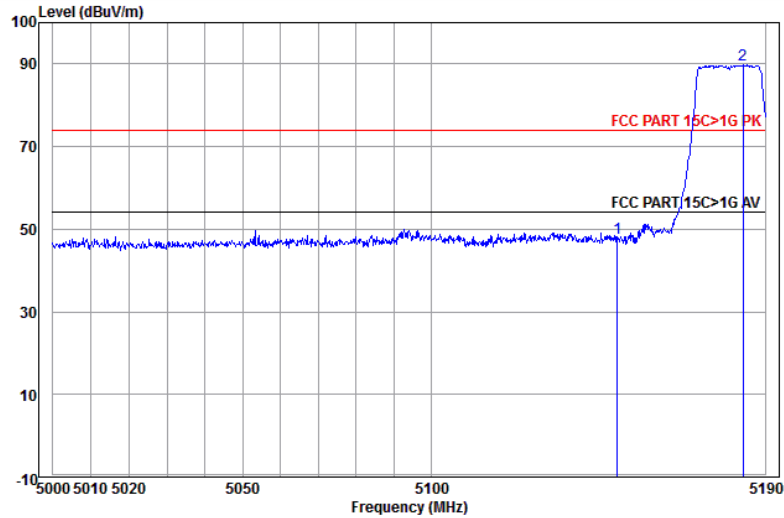
Worse case mode:	802.11n(40M) (MCS0)		
Frequency: 5795MHz	Test channel: 159 channel	Polarization: Vertical	Remark: Peak



	Ant Freq	Preamp Factor	Cable Loss	Read Level	Level	Limit Line	Over Limit	Pol/Phase	Remark
	MHz	dB/m	dB	dB	dBuV	dBuV/m	dBuV/m	dB	
1 pp	5799.386	35.75	34.30	6.98	81.14	89.57	74.00	15.57	Vertical
2	5850.000	35.79	34.30	7.10	42.75	51.34	74.00	-22.66	Vertical

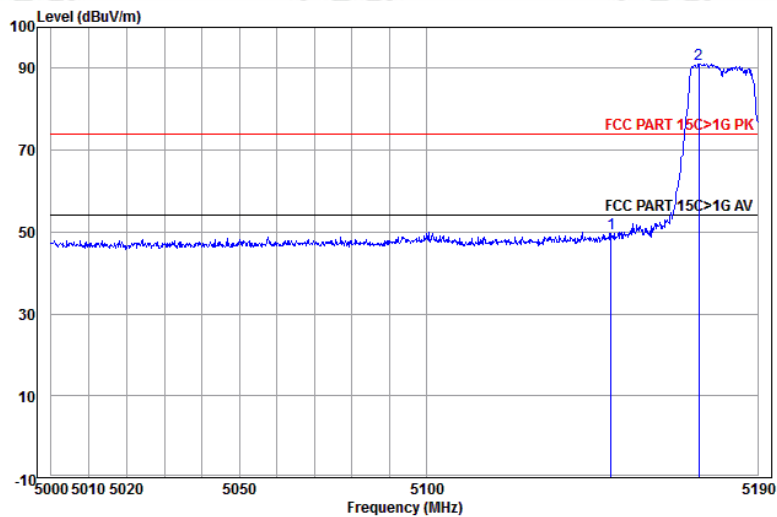
For 802.11ac(20M) Operation in the 5150MHz ~5250 MHz band

Worse case mode:	802.11n(20M) (MCS0)		
Frequency: 5180MHz	Test channel: 36 channel	Polarization: Horizontal	Remark: Peak



	Ant Freq	Factor	Cable Loss	Preamp Factor	Read Level	Level	Limit Line	Over Limit	Pol/Phase	Remark
	MHz	dB/m	dB	dB	dBuV	dBuV/m	dBuV/m	dB		
1	5150.000	35.23	5.43	34.30	41.45	47.81	74.00	-26.19	Horizontal	
2 pp	5184.003	35.26	5.51	34.30	83.32	89.79	74.00	15.79	Horizontal	

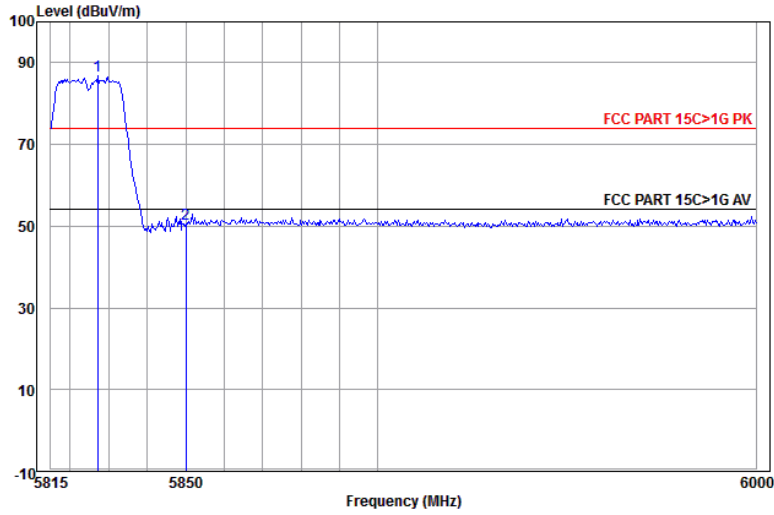
Worse case mode:	802.11n(20M) (MCS0)		
Frequency: 5180MHz	Test channel: 36 channel	Polarization: Vertical	Remark: Peak



	Ant Freq	Factor	Cable Loss	Preamp Factor	Read Level	Level	Limit Line	Over Limit	Pol/Phase	Remark
	MHz	dB/m	dB	dB	dBuV	dBuV/m	dBuV/m	dB		
1	5150.000	35.23	5.43	34.30	43.25	49.61	74.00	-24.39	Vertical	
2 pp	5173.959	35.25	5.49	34.30	84.62	91.06	74.00	17.06	Vertical	

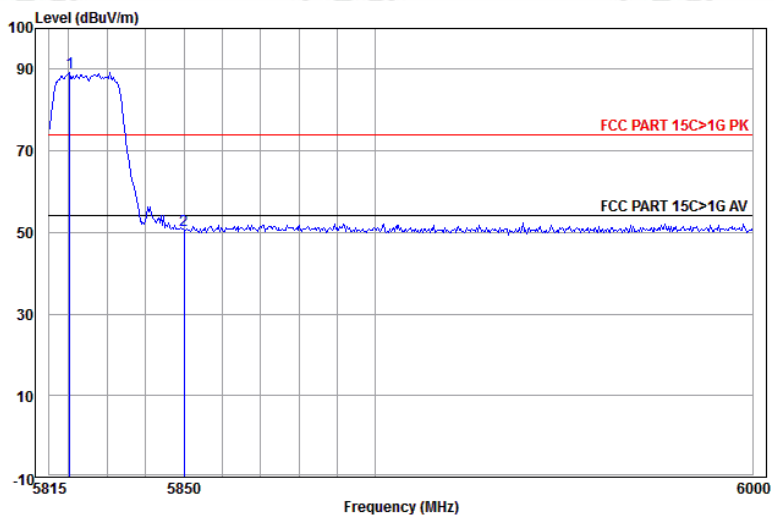
For 802.11ac(20M) Operation in the 5725MHz ~5850 MHz band

Worse case mode:	802.11n(20M) (MCS0)		
Frequency: 5825MHz	Test channel: 165 channel	Polarization: Horizontal	Remark: Peak



	Ant Freq	Preamp Factor	Cable Loss	Read Level	Limit Level	Over Limit	Pol/Phase	Remark
	MHz	dB/m	dB	dBuV	dBuV/m	dBuV/m	dB	
1 pp	5827.117	35.77	34.30	78.29	86.81	74.00	12.81	Horizontal
2	5850.000	35.79	34.30	41.82	50.41	74.00	-23.59	Horizontal

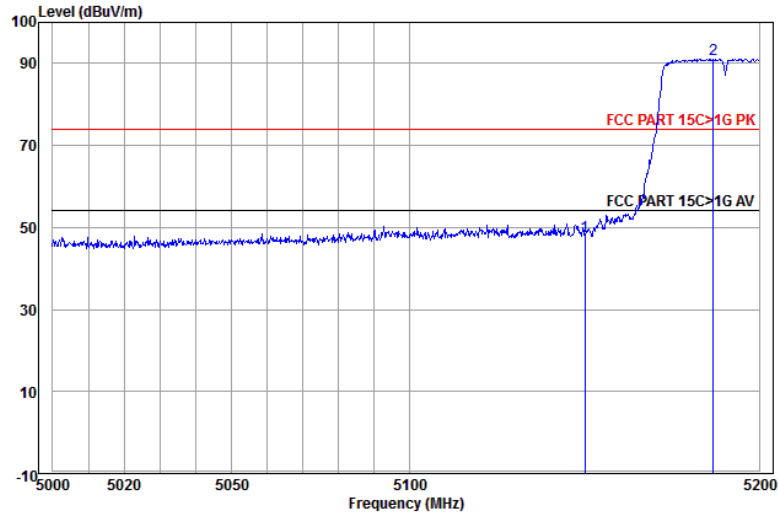
Worse case mode:	802.11n(20M) (MCS0)		
Frequency: 5825MHz	Test channel: 165 channel	Polarization: Vertical	Remark: Peak



	Ant Freq	Preamp Factor	Cable Loss	Read Level	Limit Level	Over Limit	Pol/Phase	Remark
	MHz	dB/m	dB	dBuV	dBuV/m	dBuV/m	dB	
1 pp	5820.246	35.77	34.30	80.73	89.23	74.00	15.23	Vertical
2	5850.000	35.79	34.30	41.84	50.43	74.00	-23.57	Vertical

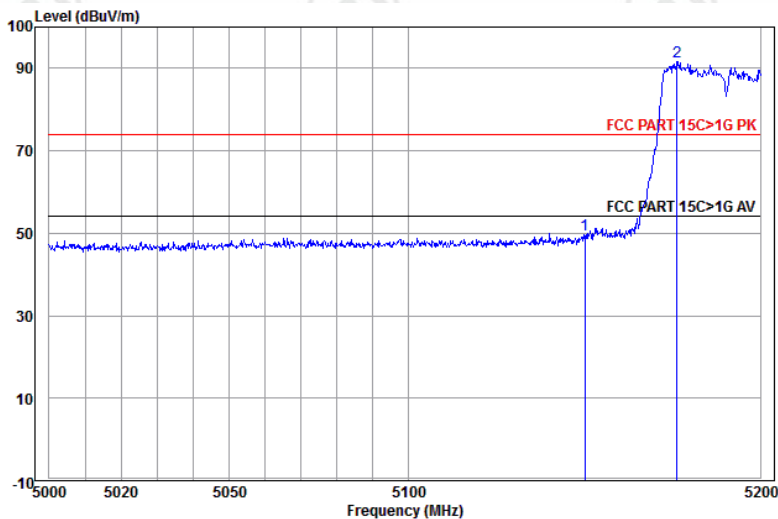
For 802.11ac(40M) Operation in the 5150MHz ~5250 MHz band

Worse case mode:	802.11ac(40M) (MCS0)		
Frequency: 5190MHz	Test channel: 38 channel	Polarization: Horizontal	Remark: Peak



	Ant Freq	Ant Factor	Cable Loss	Preamp Factor	Read Level	Level	Limit Line	Over Limit	Pol/Phase	Remark
	MHz	dB/m	dB	dB	dBuV	dBuV/m	dBuV/m	dB		
1	5150.000	35.23	5.43	34.30	41.49	47.85	74.00	-26.15	Horizontal	
2 pp	5186.760	35.26	5.52	34.30	84.67	91.15	74.00	17.15	Horizontal	

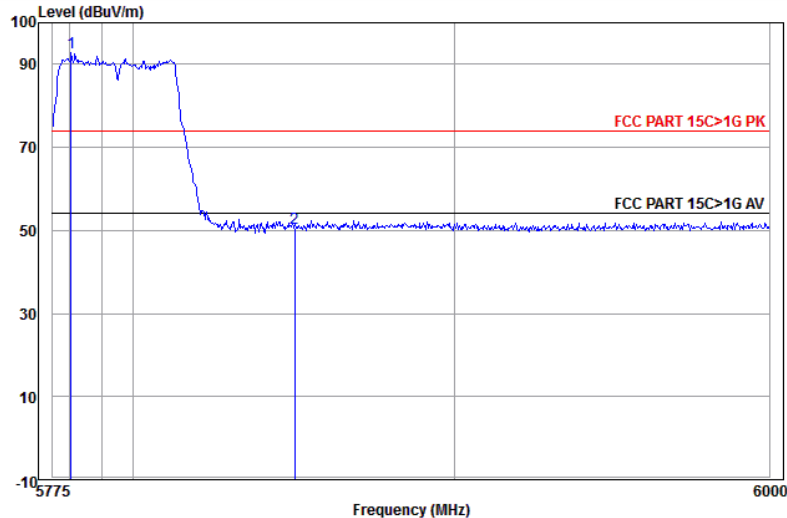
Worse case mode:	802.11ac(40M) (MCS0)		
Frequency: 5190MHz	Test channel: 38 channel	Polarization: Vertical	Remark: Peak



	Ant Freq	Ant Factor	Cable Loss	Preamp Factor	Read Level	Level	Limit Line	Over Limit	Pol/Phase	Remark
	MHz	dB/m	dB	dB	dBuV	dBuV/m	dBuV/m	dB		
1	5150.000	35.23	5.43	34.30	43.38	49.74	74.00	-24.26	Vertical	
2 pp	5176.193	35.25	5.49	34.30	85.19	91.63	74.00	17.63	Vertical	

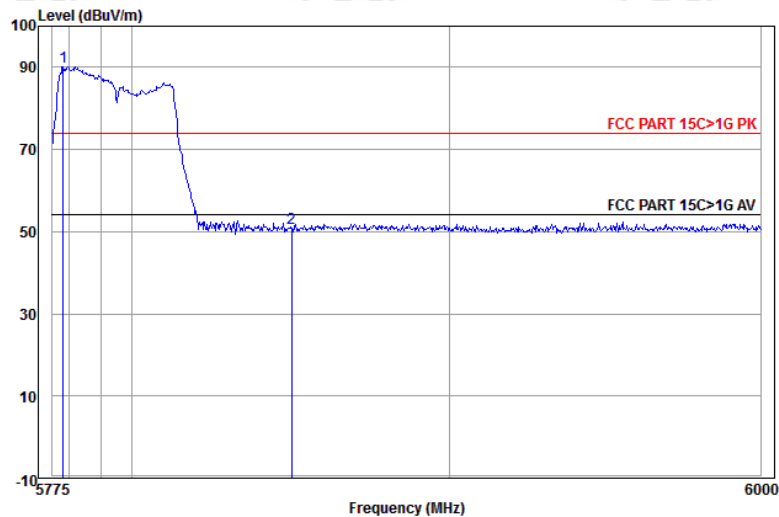
For 802.11ac(40M) Operation in the 5725MHz ~5850 MHz band

Worse case mode:	802.11ac(40M) (MCS0)		
Frequency: 5795MHz	Test channel: 159 channel	Polarization: Horizontal	Remark: Peak



Frequency (MHz)		Ant Factor	Preamp Factor	Cable Loss	Read Level	Limit	Over	Remark	
MHz	dB/m	dB	dB	dB	dBuV	dBuV/m	dBuV/m	dB	
1	5780.675	35.74	34.30	6.94	84.41	92.79	74.00	18.79	Horizontal
2	5850.000	35.79	34.30	7.10	42.03	50.62	74.00	-23.38	Horizontal

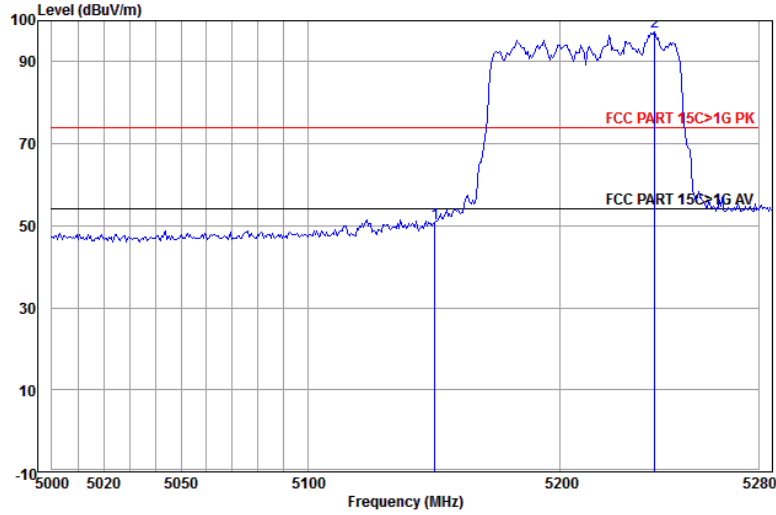
Worse case mode:	802.11ac(40M) (MCS0)		
Frequency: 5795MHz	Test channel: 159 channel	Polarization: Vertical	Remark: Peak



Frequency (MHz)		Ant Factor	Preamp Factor	Cable Loss	Read Level	Limit	Over	Remark	
MHz	dB/m	dB	dB	dB	dBuV	dBuV/m	dBuV/m	dB	
1	5778.304	35.73	34.30	6.94	81.85	90.22	74.00	16.22	Vertical
2	5850.000	35.79	34.30	7.10	42.29	50.88	74.00	-23.12	Vertical

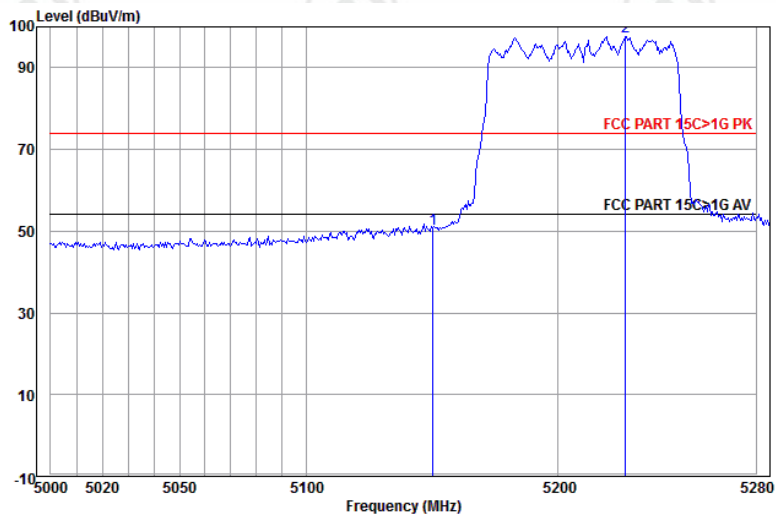
For 802.11ac(80M) Operation in the 5150MHz ~5250 MHz band

Worse case mode:	802.11ac(80M) (MCS0)		
Frequency: 5210MHz	Test channel: 42 channel	Polarization: Horizontal	Remark: Peak



	Ant Freq	Cable Factor	Preamp Loss	Read Level	Level	Limit Line	Over Limit	Pol/Phase	Remark
	MHz	dB/m	dB	dB	dBuV	dBuV/m	dBuV/m	dB	
1	5150.000	35.23	5.43	34.30	44.15	50.51	74.00	-23.49	Horizontal
2 pp	5238.137	35.30	5.65	34.30	90.58	97.23	74.00	23.23	Horizontal

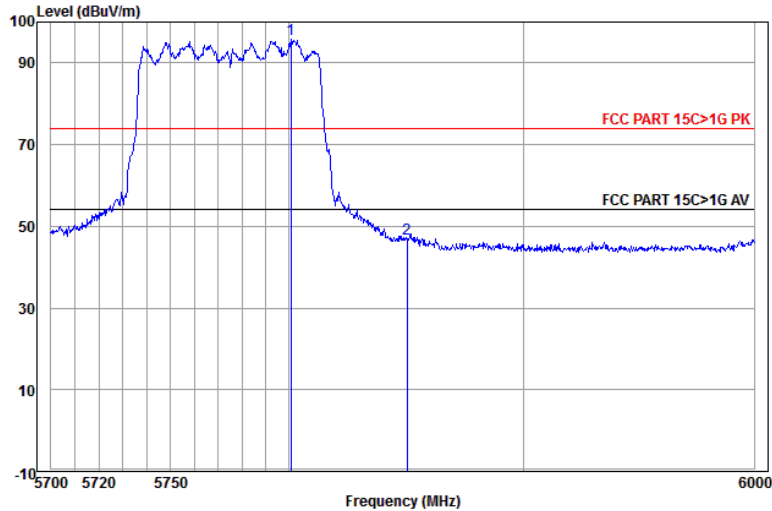
Worse case mode:	802.11ac(80M) (MCS0)		
Frequency: 5210MHz	Test channel: 42 channel	Polarization: Vertical	Remark: Peak



	Ant Freq	Cable Factor	Preamp Loss	Read Level	Level	Limit Line	Over Limit	Pol/Phase	Remark
	MHz	dB/m	dB	dB	dBuV	dBuV/m	dBuV/m	dB	
1	5150.000	35.23	5.43	34.30	44.31	50.67	74.00	-23.33	Vertical
2 pp	5227.165	35.29	5.62	34.30	90.89	97.50	74.00	23.50	Vertical

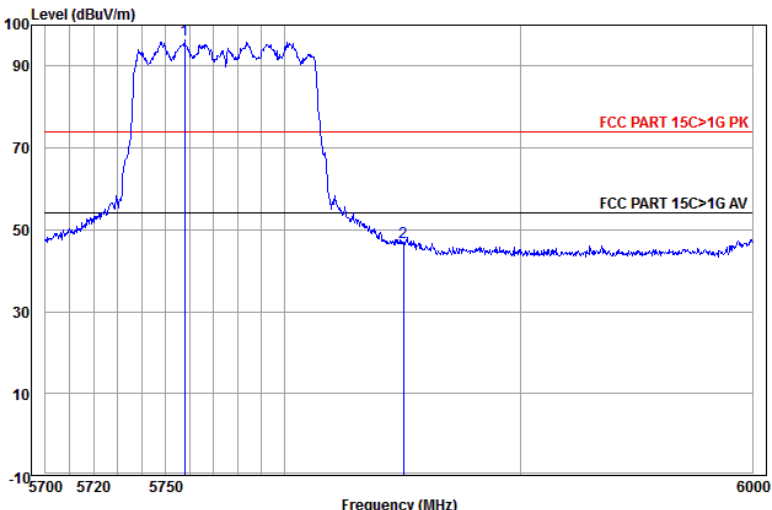
For 802.11ac(80M) Operation in the 5725MHz ~5850 MHz band

Worse case mode:	802.11ac(80M) (MCS0)		
Frequency: 5775MHz	Test channel: 155 channel	Polarization: Horizontal	Remark: Peak



	Ant Freq	Preamp Factor	Cable Factor	Cable Loss	Read Level	Level	Limit Line	Over Limit	Pol/Phase	Remark
	MHz	dB/m	dB	dB	dBuV	dBuV/m	dBuV/m	dB		
1	pp 5800.576	35.75	34.30	6.99	87.23	95.67	74.00	21.67	Horizontal	
2	5850.000	35.79	34.30	7.10	38.49	47.08	74.00	-26.92	Horizontal	

Worse case mode:	802.11ac(80M) (MCS0)		
Frequency: 5775MHz	Test channel: 155 channel	Polarization: Vertical	Remark: Peak



	Ant Freq	Preamp Factor	Cable Factor	Cable Loss	Read Level	Level	Limit Line	Over Limit	Pol/Phase	Remark
	MHz	dB/m	dB	dB	dBuV	dBuV/m	dBuV/m	dB		
1	pp 5757.889	35.72	34.30	6.89	87.96	96.27	74.00	22.27	Vertical	
2	5850.000	35.79	34.30	7.10	38.39	46.98	74.00	-27.02	Vertical	

Note:

1) Through Pre-scan transmitting mode with all kind of modulation and data rate, find the MCS0 is the worst case of 802.11a; MCS0 is the worst case of 802.11n(20M)(40M); MCS0 is the worst case of 802.11ac(20M)(40M)(80M); and then Only the worst case is recorded in the report.

2) The field strength is calculated by adding the Antenna Factor, Cable Factor & Preamplifier. The basic equation with a sample calculation is as follows:

Final Test Level = Receiver Reading - Correct Factor

Correct Factor = Preamplifier Factor - Antenna Factor - Cable Factor

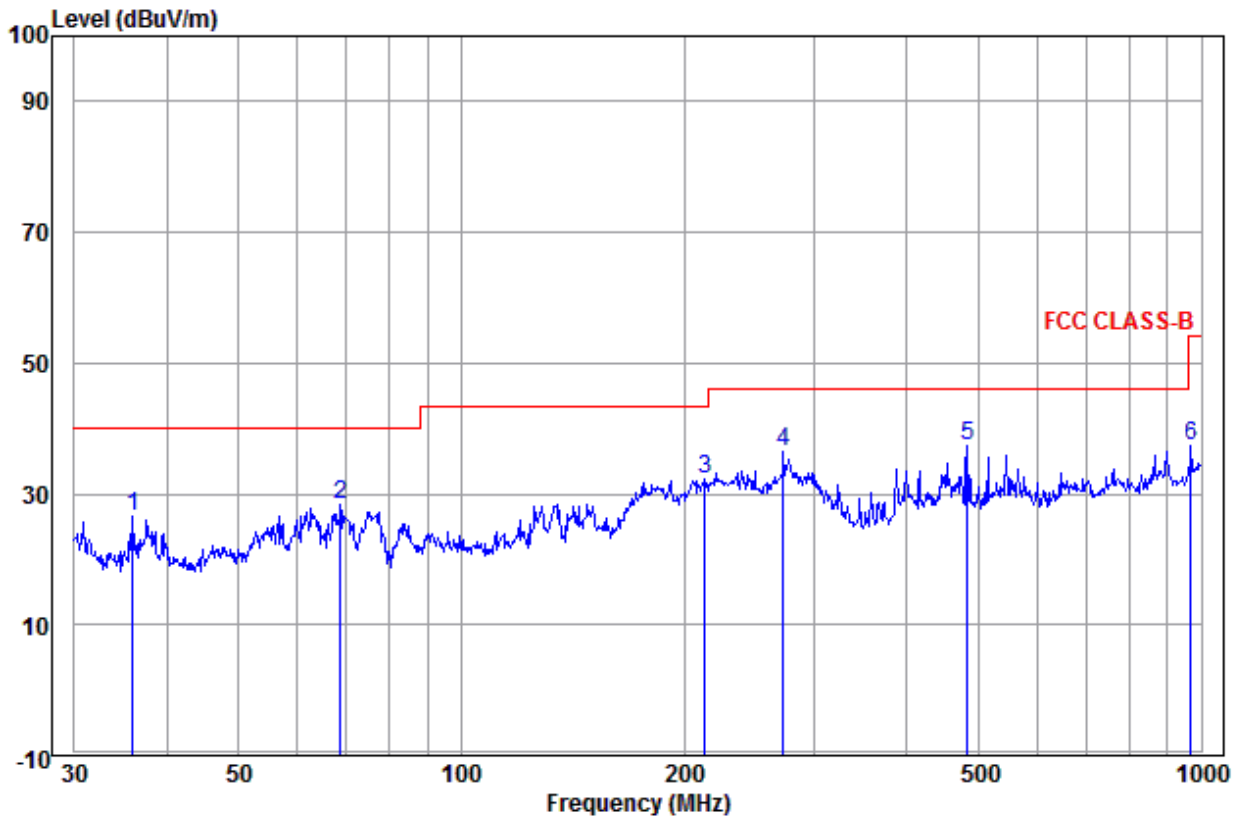
3) All modes and antenna are tested, and found the antenna 1 which is worst case for 802.11a/n(20M)(40M)/ac(20M)(40M), MIMO which is worst case for 802.11ac(80M), so only the worst case mode is recorded in the report.

Appendix J): Unwanted Emissions in the Restricted Bands (Radiated Emission)

Receiver Setup:	Frequency	Detector	RBW	VBW	Remark
	0.009MHz-0.090MHz	Peak	10kHz	30kHz	Peak
	0.009MHz-0.090MHz	Average	10kHz	30kHz	Average
	0.090MHz-0.110MHz	Quasi-peak	10kHz	30kHz	Quasi-peak
	0.110MHz-0.490MHz	Peak	10kHz	30kHz	Peak
	0.110MHz-0.490MHz	Average	10kHz	30kHz	Average
	0.490MHz -30MHz	Quasi-peak	10kHz	30kHz	Quasi-peak
	30MHz-1GHz	Quasi-peak	120kHz	300kHz	Quasi-peak
	Above 1GHz	Peak	1MHz	3MHz	Peak
Peak		1MHz	10Hz	Average	
Test Procedure:					
<p>Below 1GHz test procedure as below:</p> <ol style="list-style-type: none"> The EUT was placed on the top of a rotating table 0.8 meters above the ground at a 3 meter semi-anechoic chamber. The table was rotated 360 degrees to determine the position of the highest radiation. The EUT was set 3 meters away from the interference-receiving antenna, which was mounted on the top of a variable-height antenna tower. The antenna height is varied from one meter to four meters above the ground to determine the maximum value of the field strength. Both horizontal and vertical polarizations of the antenna are set to make the measurement. For each suspected emission, the EUT was arranged to its worst case and then the antenna was tuned to heights from 1 meter to 4 meters (for the test frequency of below 30MHz, the antenna was tuned to heights 1 meter) and the rota table was turned from 0 degrees to 360 degrees to find the maximum reading. The test-receiver system was set to Peak Detect Function and Specified Bandwidth with Maximum Hold Mode. If the emission level of the EUT in peak mode was 10dB lower than the limit specified, then testing could be stopped and the peak values of the EUT would be reported. Otherwise the emissions that did not have 10dB margin would be re-tested one by one using peak, quasi-peak or average method as specified and then reported in a data sheet. <p>Above 1GHz test procedure as below:</p> <ol style="list-style-type: none"> Different between above is the test site, change from Semi- Anechoic Chamber to fully Anechoic Chamber and change form table 0.8 metre to 1.5 metre(Above 18GHz the distance is 1 meter and table is 1.5 metre) Test the EUT in the lowest channel ,the middle channel ,the Highest channel The radiation measurements are performed in X, Y, Z axis positioning for Transmitting mode, and found the X axis positioning which it is worse case. Repeat above procedures until all frequencies measured was complete. 					
Limit:	Frequency	Field strength (microvolt/meter)	Limit (dBµV/cm)	Remark	Measurement distance (cm)
	0.009MHz-0.490MHz	2400/F(kHz)	-	-	300
	0.490MHz-1.705MHz	24000/F(kHz)	-	-	30
	1.705MHz-30MHz	30	-	-	30
	30MHz-88MHz	100	40.0	Quasi-peak	3
	88MHz-216MHz	150	43.5	Quasi-peak	3
	216MHz-960MHz	200	46.0	Quasi-peak	3
	960MHz-1GHz	500	54.0	Quasi-peak	3
	Above 1GHz	500	54.0	Average	3
	<p>Note: 15.35(b), Unless otherwise specified, the limit on peak radio frequency emissions is 20dB above the maximum permitted average emission limit applicable to the equipment under test. This peak limit applies to the total peak emission level radiated by the device.</p>				
Test result:	PASS				

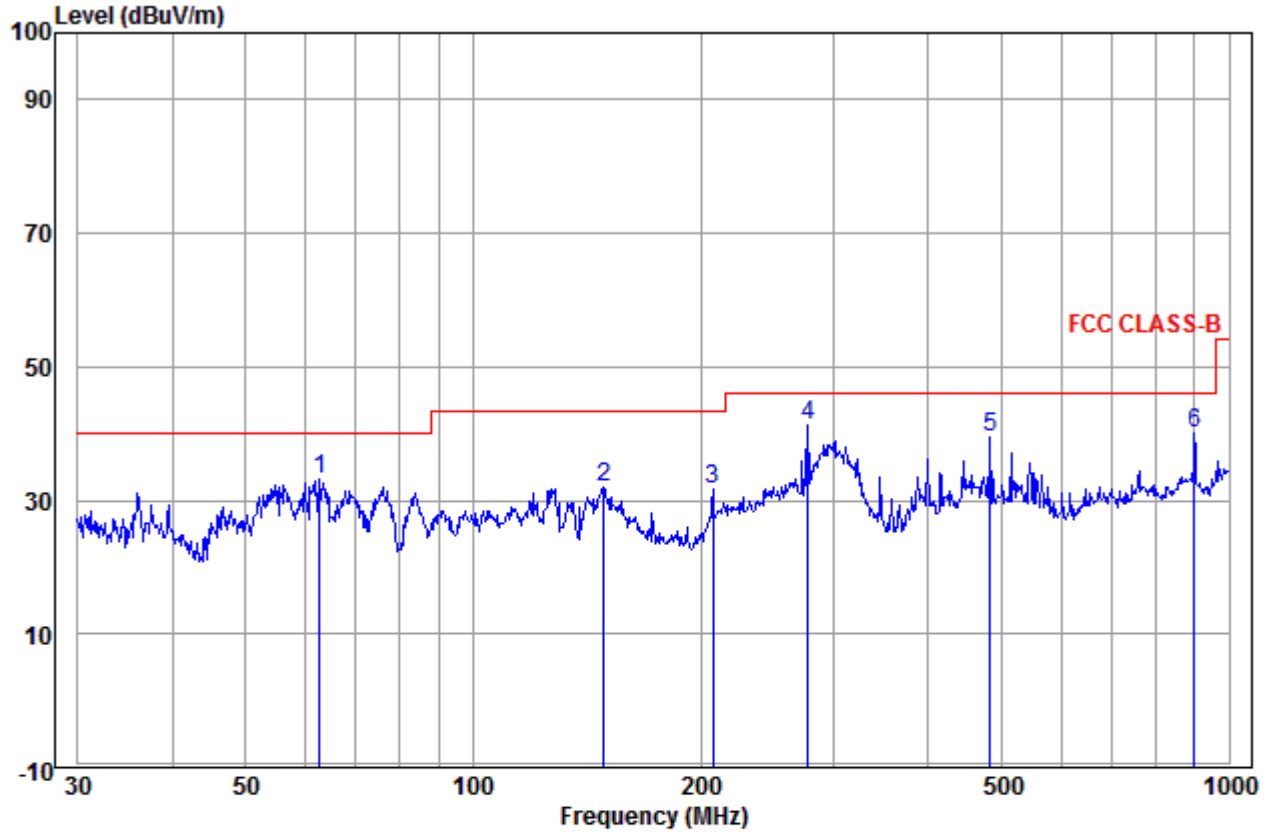
**Radiated Spurious Emissions test Data:
Radiated Emission below 1GHz**

30MHz~1GHz (QP)		
Test mode:	Transmitting	Horizontal



	Ant Freq	Cable Factor	Cable Loss	Read Level	Limit Line	Over Limit	Pol/Phase	Remark
	MHz	dB/m	dB	dBuV	dBuV/m	dB		
1	36.001	13.58	0.77	12.29	26.64	40.00	-13.36	Horizontal
2	68.631	10.84	1.45	15.96	28.25	40.00	-11.75	Horizontal
3	213.763	11.84	2.25	18.25	32.34	43.50	-11.16	Horizontal
4	272.278	12.92	2.36	21.19	36.47	46.00	-9.53	Horizontal
5 pp	483.910	18.00	3.09	16.29	37.38	46.00	-8.62	Horizontal
6	968.934	22.40	4.45	10.64	37.49	54.00	-16.51	Horizontal

Test mode:	Transmitting	Vertical
------------	--------------	----------



	Ant Freq	Ant Factor	Cable Loss	Read Level	Limit Line	Over Limit	Pol/Phase	Remark
	MHz	dB/m	dB	dBuV	dBuV/m	dBuV/m	dB	
1	62.651	12.85	1.44	18.91	33.20	40.00	-6.80	Vertical
2	148.963	9.76	1.58	20.50	31.84	43.50	-11.66	Vertical
3	207.850	11.74	2.23	17.56	31.53	43.50	-11.97	Vertical
4 pp	277.094	13.02	2.37	25.81	41.20	46.00	-4.80	Vertical
5	483.910	18.00	3.09	18.50	39.59	46.00	-6.41	Vertical
6	900.147	22.40	4.34	13.19	39.93	46.00	-6.07	Vertical

Transmitter Emission 1GHz-18GHz
802.11a for 5150MHz ~5250 MHz & 5725MHz ~5850MHz

Test mode: 802.11a(MCS0)			Test Frequency: 5180MHz			Remark: Peak			
Frequency (MHz)	Antenna Factor (dB/m)	Cable Loss (dB)	Preamp Gain (dB)	Read Level (dBμV)	Final test level (dBμV/m)	Limit (dBμV/m)	Over Limit (dB)	Result	Antenna Polaxis
1256.512	30.36	2.58	34.90	46.03	44.07	74.00	-29.93	Pass	Horizontal
2366.308	32.49	4.22	34.38	44.92	47.25	74.00	-26.75	Pass	Horizontal
3159.355	33.46	5.59	34.52	44.41	48.94	74.00	-25.06	Pass	Horizontal
3856.668	32.90	5.46	34.59	43.71	47.48	74.00	-26.52	Pass	Horizontal
10360.000	38.67	7.45	34.67	35.58	47.03	74.00	-26.97	Pass	Horizontal
15540.000	40.92	9.35	34.05	31.40	47.62	74.00	-26.38	Pass	Horizontal
1439.343	30.75	2.77	34.73	46.22	45.01	74.00	-28.99	Pass	Vertical
2393.824	32.54	4.29	34.39	45.84	48.28	74.00	-25.72	Pass	Vertical
3196.094	33.42	5.58	34.52	45.95	50.43	74.00	-23.57	Pass	Vertical
4653.771	34.36	5.17	34.40	42.35	47.48	74.00	-26.52	Pass	Vertical
10360.000	38.67	7.45	34.67	36.43	47.88	74.00	-26.12	Pass	Vertical
15540.000	40.92	9.35	34.05	33.43	49.65	74.00	-24.35	Pass	Vertical

Test mode: 802.11a(MCS0)			Test Frequency: 5220MHz			Remark: Peak			
Frequency (MHz)	Antenna Factor (dB/m)	Cable Loss (dB)	Preamp Gain (dB)	Read Level (dBμV)	Final test level (dBμV/m)	Limit (dBμV/m)	Over Limit (dB)	Result	Antenna Polaxis
1238.483	30.32	2.56	34.92	46.26	44.22	74.00	-29.78	Pass	Horizontal
2095.800	31.92	3.51	34.32	45.72	46.83	74.00	-27.17	Pass	Horizontal
3299.344	33.34	5.56	34.53	45.19	49.56	74.00	-24.44	Pass	Horizontal
3790.361	32.95	5.47	34.58	43.92	47.76	74.00	-26.24	Pass	Horizontal
10440.000	38.75	7.46	34.59	38.51	50.13	74.00	-23.87	Pass	Horizontal
15660.000	40.97	9.35	34.17	32.17	48.32	74.00	-25.68	Pass	Horizontal
1382.262	30.63	2.71	34.78	46.65	45.21	74.00	-28.79	Pass	Vertical
2393.824	32.54	4.29	34.39	46.00	48.44	74.00	-25.56	Pass	Vertical
3186.869	33.43	5.58	34.52	45.74	50.23	74.00	-23.77	Pass	Vertical
3981.257	32.81	5.44	34.60	44.53	48.18	74.00	-25.82	Pass	Vertical
10440.000	38.75	7.46	34.59	37.42	49.04	74.00	-24.96	Pass	Vertical
15660.000	40.97	9.35	34.17	34.45	50.60	74.00	-23.40	Pass	Vertical

Test mode: 802.11a(MCS0)			Test Frequency: 5240MHz			Remark: Peak			
Frequency (MHz)	Antenna Factor (dB/m)	Cable Loss (dB)	Preamp Gain (dB)	Read Level (dBμV)	Final test level (dBμV/m)	Limit (dBμV/m)	Over Limit (dB)	Result	Antenna Polaxis
1148.823	30.10	2.45	35.02	46.93	44.46	74.00	-29.54	Pass	Horizontal
2163.504	32.07	3.69	34.34	46.56	47.98	74.00	-26.02	Pass	Horizontal
3270.858	33.36	5.57	34.53	45.32	49.72	74.00	-24.28	Pass	Horizontal
7989.893	36.50	7.35	34.90	41.32	50.27	74.00	-23.73	Pass	Horizontal
10480.000	38.79	7.46	34.56	38.00	49.69	74.00	-24.31	Pass	Horizontal
15720.000	40.99	9.35	34.23	34.85	50.96	74.00	-23.04	Pass	Horizontal
1435.189	30.74	2.77	34.73	46.69	45.47	74.00	-28.53	Pass	Vertical
2386.915	32.53	4.27	34.39	47.85	50.26	74.00	-23.74	Pass	Vertical
3186.869	33.43	5.58	34.52	46.31	50.80	74.00	-23.20	Pass	Vertical
4109.872	33.08	5.39	34.56	43.36	47.27	74.00	-26.73	Pass	Vertical
10480.000	38.79	7.46	34.56	38.36	50.05	74.00	-23.95	Pass	Vertical
15720.000	40.99	9.35	34.23	34.39	50.50	74.00	-23.50	Pass	Vertical

Test mode: 802.11a(MCS0)			Test Frequency: 5745MHz			Remark: Peak			
Frequency (MHz)	Antenna Factor (dB/m)	Cable Loss (dB)	Preamp Gain (dB)	Read Level (dBμV)	Final test level (dBμV/m)	Limit (dBμV/m)	Over Limit (dB)	Result	Antenna Polaxis
1152.148	30.11	2.46	35.02	47.32	44.87	74.00	-29.13	Pass	Horizontal
1439.343	30.75	2.77	34.73	46.46	45.25	74.00	-28.75	Pass	Horizontal
2499.893	32.75	4.55	34.41	44.69	47.58	74.00	-26.42	Pass	Horizontal
3280.326	33.35	5.56	34.53	44.76	49.14	74.00	-24.86	Pass	Horizontal
11490.000	39.45	8.02	34.25	36.28	49.50	74.00	-24.50	Pass	Horizontal
17235.000	41.44	9.98	32.95	30.51	48.98	74.00	-25.02	Pass	Horizontal
1378.273	30.63	2.71	34.78	46.46	45.02	74.00	-28.98	Pass	Vertical
2006.877	31.72	3.25	34.30	46.43	47.10	74.00	-26.90	Pass	Vertical
2386.915	32.53	4.27	34.39	47.61	50.02	74.00	-23.98	Pass	Vertical
3196.094	33.42	5.58	34.52	45.07	49.55	74.00	-24.45	Pass	Vertical
11490.000	39.45	8.02	34.25	35.57	48.79	74.00	-25.21	Pass	Vertical
17235.000	41.44	9.98	32.95	30.00	48.47	74.00	-25.53	Pass	Vertical

Test mode: 802.11a(MCS0)			Test Frequency: 5785MHz			Remark: Peak			
Frequency (MHz)	Antenna Factor (dB/m)	Cable Loss (dB)	Preamp Gain (dB)	Read Level (dBμV)	Final test level (dBμV/m)	Limit (dBμV/m)	Over Limit (dB)	Result	Antenna Polaxis
1220.714	30.28	2.54	34.94	47.22	45.10	74.00	-28.90	Pass	Horizontal
2151.034	32.04	3.66	34.34	44.66	46.02	74.00	-27.98	Pass	Horizontal
3242.619	33.38	5.57	34.53	44.90	49.32	74.00	-24.68	Pass	Horizontal
4680.751	34.42	5.16	34.39	41.97	47.16	74.00	-26.84	Pass	Horizontal
11570.000	39.47	8.10	34.27	36.12	49.42	74.00	-24.58	Pass	Horizontal
17355.000	41.52	10.07	32.97	31.02	49.64	74.00	-24.36	Pass	Horizontal
1402.384	30.68	2.73	34.76	46.02	44.67	74.00	-29.33	Pass	Vertical
2138.635	32.01	3.63	34.33	46.81	48.12	74.00	-25.88	Pass	Vertical
3196.094	33.42	5.58	34.52	45.39	49.87	74.00	-24.13	Pass	Vertical
3912.809	32.86	5.45	34.59	43.72	47.44	74.00	-26.56	Pass	Vertical
11570.000	39.47	8.10	34.27	33.35	46.65	74.00	-27.35	Pass	Vertical
17355.000	41.52	10.07	32.97	29.53	48.15	74.00	-25.85	Pass	Vertical

Test mode: 802.11a(MCS0)			Test Frequency: 5825MHz			Remark: Peak			
Frequency (MHz)	Antenna Factor (dB/m)	Cable Loss (dB)	Preamp Gain (dB)	Read Level (dBμV)	Final test level (dBμV/m)	Limit (dBμV/m)	Over Limit (dB)	Result	Antenna Polaxis
1435.189	30.74	2.77	34.73	46.65	45.43	74.00	-28.57	Pass	Horizontal
2386.915	32.53	4.27	34.39	43.81	46.22	74.00	-27.78	Pass	Horizontal
3196.094	33.42	5.58	34.52	45.74	50.22	74.00	-23.78	Pass	Horizontal
4109.872	33.08	5.39	34.56	43.11	47.02	74.00	-26.98	Pass	Horizontal
11570.000	39.47	8.10	34.27	34.17	47.47	74.00	-26.53	Pass	Horizontal
17355.000	41.52	10.07	32.97	31.27	49.89	74.00	-24.11	Pass	Horizontal
1398.336	30.67	2.73	34.76	47.91	46.55	74.00	-27.45	Pass	Vertical
2083.719	31.89	3.47	34.32	46.20	47.24	74.00	-26.76	Pass	Vertical
2913.740	33.46	5.45	34.49	44.85	49.27	74.00	-24.73	Pass	Vertical
3823.371	32.93	5.47	34.58	44.69	48.51	74.00	-25.49	Pass	Vertical
11650.000	39.50	8.18	34.30	37.27	50.65	74.00	-23.35	Pass	Vertical
17475.000	41.59	10.16	33.00	32.57	51.32	74.00	-22.68	Pass	Vertical

802.11n(20M) for 5150MHz ~5250 MHz & 5725MHz ~5850MHz

Test mode: 802.11n(20M)(MCS0)			Test Frequency: 5180MHz			Remark: Peak			
Frequency (MHz)	Antenna Factor (dB/m)	Cable Loss (dB)	Preamp Gain (dB)	Read Level (dBμV)	Final test level (dBμV/m)	Limit (dBμV/m)	Over Limit (dB)	Result	Antenna Polaxis
1398.336	30.67	2.73	34.76	48.08	46.72	74.00	-27.28	Pass	Horizontal
2393.824	32.54	4.29	34.39	45.48	47.92	74.00	-26.08	Pass	Horizontal
3196.094	33.42	5.58	34.52	45.64	50.12	74.00	-23.88	Pass	Horizontal
4417.841	33.82	5.26	34.47	44.65	49.26	74.00	-24.74	Pass	Horizontal
10360.000	38.67	7.45	34.67	37.12	48.57	74.00	-25.43	Pass	Horizontal
15540.000	40.92	9.35	34.05	31.52	47.74	74.00	-26.26	Pass	Horizontal
1199.726	30.23	2.51	34.96	49.94	47.72	74.00	-26.28	Pass	Vertical
2095.800	31.92	3.51	34.32	48.82	49.93	74.00	-24.07	Pass	Vertical
2499.893	32.75	4.55	34.41	46.68	49.57	74.00	-24.43	Pass	Vertical
3289.821	33.34	5.56	34.53	45.36	49.73	74.00	-24.27	Pass	Vertical
10360.000	38.67	7.45	34.67	36.68	48.13	74.00	-25.87	Pass	Vertical
15540.000	40.92	9.35	34.05	32.73	48.95	74.00	-25.05	Pass	Vertical

Test mode: 802.11n(20M)(MCS0)			Test Frequency: 5220MHz			Remark: Peak			
Frequency (MHz)	Antenna Factor (dB/m)	Cable Loss (dB)	Preamp Gain (dB)	Read Level (dBμV)	Final test level (dBμV/m)	Limit (dBμV/m)	Over Limit (dB)	Result	Antenna Polaxis
1350.667	30.57	2.68	34.81	42.50	40.94	74.00	-33.06	Pass	Horizontal
2332.356	32.42	4.14	34.38	43.84	46.02	74.00	-27.98	Pass	Horizontal
3280.326	33.35	5.56	34.53	44.15	48.53	74.00	-25.47	Pass	Horizontal
4004.339	32.81	5.44	34.60	41.31	44.96	74.00	-29.04	Pass	Horizontal
10440.000	38.75	7.46	34.59	38.97	50.59	74.00	-23.41	Pass	Horizontal
15660.000	40.97	9.35	34.17	31.54	47.69	74.00	-26.31	Pass	Horizontal
1135.617	30.07	2.44	35.03	50.74	48.22	74.00	-25.78	Pass	Vertical
1845.516	31.47	3.12	34.40	45.93	46.12	74.00	-27.88	Pass	Vertical
2973.293	33.56	5.57	34.50	44.34	48.97	74.00	-25.03	Pass	Vertical
4254.921	33.44	5.33	34.52	43.24	47.49	74.00	-26.51	Pass	Vertical
10440.000	38.75	7.46	34.59	38.13	49.75	74.00	-24.25	Pass	Vertical
15660.000	40.97	9.35	34.17	31.91	48.06	74.00	-25.94	Pass	Vertical

Test mode: 802.11n(20M)(MCS0)			Test Frequency: 5240MHz			Remark: Peak			
Frequency (MHz)	Antenna Factor (dB/m)	Cable Loss (dB)	Preamp Gain (dB)	Read Level (dB μ V)	Final test level (dB μ V/m)	Limit (dB μ V/m)	Over Limit (dB)	Result	Antenna Polaxis
1274.802	30.40	2.60	34.88	47.10	45.22	74.00	-28.78	Pass	Horizontal
2702.799	33.11	5.01	34.45	44.27	47.94	74.00	-26.06	Pass	Horizontal
3901.516	32.87	5.46	34.59	44.63	48.37	74.00	-25.63	Pass	Horizontal
8638.399	36.96	7.94	35.10	39.48	49.28	74.00	-24.72	Pass	Horizontal
10480.000	38.79	7.46	34.56	37.24	48.93	74.00	-25.07	Pass	Horizontal
15720.000	40.99	9.35	34.23	32.66	48.77	74.00	-25.23	Pass	Horizontal
1196.264	30.22	2.51	34.97	50.15	47.91	74.00	-26.09	Pass	Vertical
2421.661	32.60	4.36	34.39	46.35	48.92	74.00	-25.08	Pass	Vertical
3196.094	33.42	5.58	34.52	45.38	49.86	74.00	-24.14	Pass	Vertical
3495.691	33.17	5.52	34.55	44.62	48.76	74.00	-25.24	Pass	Vertical
10480.000	38.79	7.46	34.56	38.01	49.70	74.00	-24.30	Pass	Vertical
15720.000	40.99	9.35	34.23	32.53	48.64	74.00	-25.36	Pass	Vertical

Test mode: 802.11n(20M)(MCS0)			Test Frequency: 5745MHz			Remark: Peak			
Frequency (MHz)	Antenna Factor (dB/m)	Cable Loss (dB)	Preamp Gain (dB)	Read Level (dB μ V)	Final test level (dB μ V/m)	Limit (dB μ V/m)	Over Limit (dB)	Result	Antenna Polaxis
1172.303	30.16	2.48	34.99	47.12	44.77	74.00	-29.23	Pass	Horizontal
1938.463	31.61	3.19	34.34	45.05	45.51	74.00	-28.49	Pass	Horizontal
2888.584	33.42	5.40	34.48	45.35	49.69	74.00	-24.31	Pass	Horizontal
3901.516	32.87	5.46	34.59	43.55	47.29	74.00	-26.71	Pass	Horizontal
11490.000	39.45	8.02	34.25	35.76	48.98	74.00	-25.02	Pass	Horizontal
17235.000	41.44	9.98	32.95	32.06	50.53	74.00	-23.47	Pass	Horizontal
1378.273	30.63	2.71	34.78	47.66	46.22	74.00	-27.78	Pass	Vertical
2095.800	31.92	3.51	34.32	46.65	47.76	74.00	-26.24	Pass	Vertical
3025.306	33.58	5.61	34.50	45.08	49.77	74.00	-24.23	Pass	Vertical
3714.443	33.01	5.49	34.57	44.91	48.84	74.00	-25.16	Pass	Vertical
11490.000	39.45	8.02	34.25	36.81	50.03	74.00	-23.97	Pass	Vertical
17235.000	41.44	9.98	32.95	32.12	50.59	74.00	-23.41	Pass	Vertical

Test mode: 802.11n(20M)(MCS0)			Test Frequency: 5785MHz			Remark: Peak			
Frequency (MHz)	Antenna Factor (dB/m)	Cable Loss (dB)	Preamp Gain (dB)	Read Level (dB μ V)	Final test level (dB μ V/m)	Limit (dB μ V/m)	Over Limit (dB)	Result	Antenna Polaxis
1402.384	30.68	2.73	34.76	46.19	44.84	74.00	-29.16	Pass	Horizontal
2176.047	32.10	3.73	34.34	43.47	44.96	74.00	-29.04	Pass	Horizontal
2847.139	33.35	5.31	34.47	43.69	47.88	74.00	-26.12	Pass	Horizontal
3714.443	33.01	5.49	34.57	43.86	47.79	74.00	-26.21	Pass	Horizontal
11570.000	39.47	8.10	34.27	33.90	47.20	74.00	-26.80	Pass	Horizontal
17355.000	41.52	10.07	32.97	29.53	48.15	74.00	-25.85	Pass	Horizontal
1252.885	30.35	2.58	34.91	44.59	42.61	74.00	-31.39	Pass	Vertical
1966.680	31.65	3.21	34.32	44.72	45.26	74.00	-28.74	Pass	Vertical
2930.633	33.49	5.48	34.49	42.58	47.06	74.00	-26.94	Pass	Vertical
4181.768	33.26	5.36	34.54	41.80	45.88	74.00	-28.12	Pass	Vertical
11570.000	39.47	8.10	34.27	36.49	49.79	74.00	-24.21	Pass	Vertical
17355.000	41.52	10.07	32.97	31.38	50.00	74.00	-24.00	Pass	Vertical

Test mode: 802.11n(20M)(MCS0)			Test Frequency: 5825MHz			Remark: Peak			
Frequency (MHz)	Antenna Factor (dB/m)	Cable Loss (dB)	Preamp Gain (dB)	Read Level (dB μ V)	Final test level (dB μ V/m)	Limit (dB μ V/m)	Over Limit (dB)	Result	Antenna Polaxis
1145.507	30.09	2.45	35.02	47.35	44.87	74.00	-29.13	Pass	Horizontal
2292.257	32.34	4.03	34.37	45.85	47.85	74.00	-26.15	Pass	Horizontal
3608.619	33.09	5.50	34.56	44.89	48.92	74.00	-25.08	Pass	Horizontal
4316.859	33.59	5.30	34.50	44.06	48.45	74.00	-25.55	Pass	Horizontal
11650.000	39.50	8.18	34.30	36.82	50.20	74.00	-23.80	Pass	Horizontal
17475.000	41.59	10.16	33.00	30.94	49.69	74.00	-24.31	Pass	Horizontal
1203.199	30.23	2.52	34.96	52.07	49.86	74.00	-24.14	Pass	Vertical
1394.300	30.66	2.73	34.77	47.09	45.71	74.00	-28.29	Pass	Vertical
2095.800	31.92	3.51	34.32	47.33	48.44	74.00	-25.56	Pass	Vertical
3337.710	33.30	5.55	34.54	44.89	49.20	74.00	-24.80	Pass	Vertical
11650.000	39.50	8.18	34.30	35.65	49.03	74.00	-24.97	Pass	Vertical
17475.000	41.59	10.16	33.00	31.51	50.26	74.00	-23.74	Pass	Vertical

802.11n(40M) for 5150MHz ~5250 MHz & 5725MHz ~5850MHz

Test mode: 802.11n(40M)(MCS0)			Test Frequency: 5190MHz			Remark: Peak			
Frequency (MHz)	Antenna Factor (dB/m)	Cable Loss (dB)	Preamp Gain (dB)	Read Level (dBμV)	Final test level (dBμV/m)	Limit (dBμV/m)	Over Limit (dB)	Result	Antenna Polaxis
1224.247	30.28	2.54	34.94	46.62	44.50	74.00	-29.50	Pass	Horizontal
1938.463	31.61	3.19	34.34	46.18	46.64	74.00	-27.36	Pass	Horizontal
3177.672	33.44	5.58	34.52	45.22	49.72	74.00	-24.28	Pass	Horizontal
8489.882	36.85	7.81	35.05	39.91	49.52	74.00	-24.48	Pass	Horizontal
10380.000	38.69	7.45	34.65	36.73	48.22	74.00	-25.78	Pass	Horizontal
15570.000	40.93	9.35	34.08	30.19	46.39	74.00	-27.61	Pass	Horizontal
1439.343	30.75	2.77	34.73	46.88	45.67	74.00	-28.33	Pass	Vertical
2089.751	31.91	3.49	34.32	47.52	48.60	74.00	-25.40	Pass	Vertical
3007.868	33.59	5.62	34.50	44.84	49.55	74.00	-24.45	Pass	Vertical
3946.885	32.84	5.45	34.60	43.57	47.26	74.00	-26.74	Pass	Vertical
10380.000	38.69	7.45	34.65	38.25	49.74	74.00	-24.26	Pass	Vertical
15570.000	40.93	9.35	34.08	33.15	49.35	74.00	-24.65	Pass	Vertical

Test mode: 802.11n(40M)(MCS0)			Test Frequency: 5230MHz			Remark: Peak			
Frequency (MHz)	Antenna Factor (dB/m)	Cable Loss (dB)	Preamp Gain (dB)	Read Level (dBμV)	Final test level (dBμV/m)	Limit (dBμV/m)	Over Limit (dB)	Result	Antenna Polaxis
1168.920	30.15	2.48	35.00	48.21	45.84	74.00	-28.16	Pass	Horizontal
2492.677	32.73	4.53	34.41	44.70	47.55	74.00	-26.45	Pass	Horizontal
3252.005	33.38	5.57	34.53	45.20	49.62	74.00	-24.38	Pass	Horizontal
3812.336	32.93	5.47	34.58	44.39	48.21	74.00	-25.79	Pass	Horizontal
10460.000	38.77	7.46	34.58	36.40	48.05	74.00	-25.95	Pass	Horizontal
15690.000	40.98	9.35	34.20	32.74	48.87	74.00	-25.13	Pass	Horizontal
1398.336	30.67	2.73	34.76	47.44	46.08	74.00	-27.92	Pass	Vertical
1972.373	31.66	3.21	34.32	45.63	46.18	74.00	-27.82	Pass	Vertical
3025.306	33.58	5.61	34.50	44.80	49.49	74.00	-24.51	Pass	Vertical
3790.361	32.95	5.47	34.58	44.64	48.48	74.00	-25.52	Pass	Vertical
10460.000	38.77	7.46	34.58	38.16	49.81	74.00	-24.19	Pass	Vertical
15690.000	40.98	9.35	34.20	33.70	49.83	74.00	-24.17	Pass	Vertical

Test mode: 802.11n(40M)(MCS0)			Test Frequency: 5755MHz			Remark: Peak			
Frequency (MHz)	Antenna Factor (dB/m)	Cable Loss (dB)	Preamp Gain (dB)	Read Level (dBμV)	Final test level (dBμV/m)	Limit (dBμV/m)	Over Limit (dB)	Result	Antenna Polaxis
1220.714	30.28	2.54	34.94	46.34	44.22	74.00	-29.78	Pass	Horizontal
2157.260	32.05	3.68	34.34	45.52	46.91	74.00	-27.09	Pass	Horizontal
2964.712	33.54	5.55	34.49	44.00	48.60	74.00	-25.40	Pass	Horizontal
3901.516	32.87	5.46	34.59	43.98	47.72	74.00	-26.28	Pass	Horizontal
11510.000	39.46	8.04	34.26	35.29	48.53	74.00	-25.47	Pass	Horizontal
17265.000	41.46	10.00	32.95	29.82	48.33	74.00	-25.67	Pass	Horizontal
1402.384	30.68	2.73	34.76	46.90	45.55	74.00	-28.45	Pass	Vertical
2095.800	31.92	3.51	34.32	46.57	47.68	74.00	-26.32	Pass	Vertical
3186.869	33.43	5.58	34.52	45.74	50.23	74.00	-23.77	Pass	Vertical
4074.388	32.99	5.41	34.58	44.37	48.19	74.00	-25.81	Pass	Vertical
11510.000	39.46	8.04	34.26	34.10	47.34	74.00	-26.66	Pass	Vertical
17265.000	41.46	10.00	32.95	29.72	48.23	74.00	-25.77	Pass	Vertical

Test mode: 802.11n(40M)(MCS0)			Test Frequency: 5795MHz			Remark: Peak			
Frequency (MHz)	Antenna Factor (dB/m)	Cable Loss (dB)	Preamp Gain (dB)	Read Level (dBμV)	Final test level (dBμV/m)	Limit (dBμV/m)	Over Limit (dB)	Result	Antenna Polaxis
1135.617	30.07	2.44	35.03	46.89	44.37	74.00	-29.63	Pass	Horizontal
2053.822	31.82	3.39	34.31	45.40	46.30	74.00	-27.70	Pass	Horizontal
2838.921	33.34	5.29	34.47	44.52	48.68	74.00	-25.32	Pass	Horizontal
3242.619	33.38	5.57	34.53	44.98	49.40	74.00	-24.60	Pass	Horizontal
11590.000	39.48	8.12	34.28	35.31	48.63	74.00	-25.37	Pass	Horizontal
17385.000	41.54	10.09	32.98	30.61	49.26	74.00	-24.74	Pass	Horizontal
1439.343	30.75	2.77	34.73	47.35	46.14	74.00	-27.86	Pass	Vertical
2169.767	32.08	3.71	34.34	47.78	49.23	74.00	-24.77	Pass	Vertical
3242.619	33.38	5.57	34.53	45.92	50.34	74.00	-23.66	Pass	Vertical
4254.921	33.44	5.33	34.52	42.99	47.24	74.00	-26.76	Pass	Vertical
11590.000	39.48	8.12	34.28	33.09	46.41	74.00	-27.59	Pass	Vertical
17385.000	41.54	10.09	32.98	30.46	49.11	74.00	-24.89	Pass	Vertical

802.11ac(20M) for 5150MHz ~5250 MHz &5725MHz ~5850MHz

Test mode: 802.11ac(20M)(MCS0)			Test Frequency: 5180MHz				Remark: Peak			
Frequency (MHz)	Antenna Factor (dB/m)	Cable Loss (dB)	Preamp Gain (dB)	Read Level (dBμV)	Final test level (dBμV/m)	Limit (dBμV/m)	Over Limit (dB)	Result	Antenna Polaxis	
1165.546	30.14	2.47	35.00	45.13	42.74	74.00	-31.26	Pass	Horizontal	
1667.951	31.18	2.98	34.54	44.76	44.38	74.00	-29.62	Pass	Horizontal	
2580.652	32.89	4.73	34.43	43.47	46.66	74.00	-27.34	Pass	Horizontal	
3196.094	33.42	5.58	34.52	43.12	47.60	74.00	-26.40	Pass	Horizontal	
10360.000	38.67	7.45	34.67	35.51	46.96	74.00	-27.04	Pass	Horizontal	
15540.000	40.92	9.35	34.05	31.52	47.74	74.00	-26.26	Pass	Horizontal	
1196.264	30.22	2.51	34.97	47.68	45.44	74.00	-28.56	Pass	Vertical	
1938.463	31.61	3.19	34.34	43.10	43.56	74.00	-30.44	Pass	Vertical	
3168.500	33.45	5.59	34.52	43.91	48.43	74.00	-25.57	Pass	Vertical	
7920.911	36.49	7.29	34.90	40.16	49.04	74.00	-24.96	Pass	Vertical	
10360.000	38.67	7.45	34.67	38.89	50.34	74.00	-23.66	Pass	Vertical	
15540.000	40.92	9.35	34.05	31.46	47.68	74.00	-26.32	Pass	Vertical	

Test mode: 802.11ac(20M)(MCS0)			Test Frequency: 5220MHz				Remark: Peak			
Frequency (MHz)	Antenna Factor (dB/m)	Cable Loss (dB)	Preamp Gain (dB)	Read Level (dBμV)	Final test level (dBμV/m)	Limit (dBμV/m)	Over Limit (dB)	Result	Antenna Polaxis	
1152.148	30.11	2.46	35.02	45.59	43.14	74.00	-30.86	Pass	Horizontal	
1592.571	31.04	2.91	34.60	44.36	43.71	74.00	-30.29	Pass	Horizontal	
2774.030	33.23	5.16	34.46	43.22	47.15	74.00	-26.85	Pass	Horizontal	
3214.623	33.41	5.58	34.52	44.77	49.24	74.00	-24.76	Pass	Horizontal	
10440.000	38.75	7.46	34.59	38.44	50.06	74.00	-23.94	Pass	Horizontal	
15660.000	40.97	9.35	34.17	32.30	48.45	74.00	-25.55	Pass	Horizontal	
1394.300	30.66	2.73	34.77	44.90	43.52	74.00	-30.48	Pass	Vertical	
2207.723	32.16	3.81	34.35	43.23	44.85	74.00	-29.15	Pass	Vertical	
2710.622	33.12	5.02	34.45	43.75	47.44	74.00	-26.56	Pass	Vertical	
3205.345	33.42	5.58	34.52	43.45	47.93	74.00	-26.07	Pass	Vertical	
10440.000	38.75	7.46	34.59	36.72	48.34	74.00	-25.66	Pass	Vertical	
15660.000	40.97	9.35	34.17	31.50	47.65	74.00	-26.35	Pass	Vertical	

Test mode: 802.11ac(20M)(MCS0)			Test Frequency: 5240MHz				Remark: Peak			
Frequency (MHz)	Antenna Factor (dB/m)	Cable Loss (dB)	Preamp Gain (dB)	Read Level (dBμV)	Final test level (dBμV/m)	Limit (dBμV/m)	Over Limit (dB)	Result	Antenna Polaxis	
1129.072	30.05	2.43	35.04	45.58	43.02	74.00	-30.98	Pass	Horizontal	
1592.571	31.04	2.91	34.60	47.09	46.44	74.00	-27.56	Pass	Horizontal	
2896.945	33.44	5.41	34.48	42.94	47.31	74.00	-26.69	Pass	Horizontal	
3242.619	33.38	5.57	34.53	44.03	48.45	74.00	-25.55	Pass	Horizontal	
10480.000	38.79	7.46	34.56	37.26	48.95	74.00	-25.05	Pass	Horizontal	
15720.000	40.99	9.35	34.23	32.99	49.10	74.00	-24.90	Pass	Horizontal	
1260.149	30.37	2.58	34.90	44.67	42.72	74.00	-31.28	Pass	Vertical	
1597.181	31.05	2.92	34.59	45.43	44.81	74.00	-29.19	Pass	Vertical	
2352.668	32.46	4.19	34.38	43.85	46.12	74.00	-27.88	Pass	Vertical	
3261.418	33.37	5.57	34.53	44.03	48.44	74.00	-25.56	Pass	Vertical	
10480.000	38.79	7.46	34.56	37.46	49.15	74.00	-24.85	Pass	Vertical	
15720.000	40.99	9.35	34.23	33.20	49.31	74.00	-24.69	Pass	Vertical	

Test mode: 802.11ac(20M)(MCS0)			Test Frequency: 5745MHz				Remark: Peak			
Frequency (MHz)	Antenna Factor (dB/m)	Cable Loss (dB)	Preamp Gain (dB)	Read Level (dBμV)	Final test level (dBμV/m)	Limit (dBμV/m)	Over Limit (dB)	Result	Antenna Polaxis	
1152.148	30.11	2.46	35.02	45.71	43.26	74.00	-30.74	Pass	Horizontal	
1592.571	31.04	2.91	34.60	45.85	45.20	74.00	-28.80	Pass	Horizontal	
2603.126	32.94	4.78	34.43	43.54	46.83	74.00	-27.17	Pass	Horizontal	
2922.174	33.48	5.47	34.49	43.97	48.43	74.00	-25.57	Pass	Horizontal	
11490.000	39.45	8.02	34.25	34.26	47.48	74.00	-26.52	Pass	Horizontal	
17235.000	41.44	9.98	32.95	31.45	49.92	74.00	-24.08	Pass	Horizontal	
1398.336	30.67	2.73	34.76	45.42	44.06	74.00	-29.94	Pass	Vertical	
1888.687	31.53	3.15	34.37	43.60	43.91	74.00	-30.09	Pass	Vertical	
2896.945	33.44	5.41	34.48	42.70	47.07	74.00	-26.93	Pass	Vertical	
3703.723	33.01	5.49	34.57	43.75	47.68	74.00	-26.32	Pass	Vertical	
11490.000	39.45	8.02	34.25	34.92	48.14	74.00	-25.86	Pass	Vertical	
17235.000	41.44	9.98	32.95	30.56	49.03	74.00	-24.97	Pass	Vertical	

Test mode: 802.11ac(20M)(MCS0)			Test Frequency: 5785MHz			Remark: Peak			
Frequency (MHz)	Antenna Factor (dB/m)	Cable Loss (dB)	Preamp Gain (dB)	Read Level (dBμV)	Final test level (dBμV/m)	Limit (dBμV/m)	Over Limit (dB)	Result	Antenna Polaxis
1148.823	30.10	2.45	35.02	44.79	42.32	74.00	-31.68	Pass	Horizontal
1667.951	31.18	2.98	34.54	43.84	43.46	74.00	-30.54	Pass	Horizontal
2407.703	32.57	4.32	34.39	43.38	45.88	74.00	-28.12	Pass	Horizontal
3186.869	33.43	5.58	34.52	44.24	48.73	74.00	-25.27	Pass	Horizontal
11570.000	39.47	8.10	34.27	31.87	45.17	74.00	-28.83	Pass	Horizontal
17355.000	41.52	10.07	32.97	31.55	50.17	74.00	-23.83	Pass	Horizontal
1260.149	30.37	2.58	34.90	46.15	44.20	74.00	-29.80	Pass	Vertical
1667.951	31.18	2.98	34.54	44.82	44.44	74.00	-29.56	Pass	Vertical
2656.331	33.03	4.90	34.44	43.03	46.52	74.00	-27.48	Pass	Vertical
3233.260	33.39	5.57	34.53	43.93	48.36	74.00	-25.64	Pass	Vertical
11570.000	39.47	8.10	34.27	35.29	48.59	74.00	-25.41	Pass	Vertical
17355.000	41.52	10.07	32.97	29.41	48.03	74.00	-25.97	Pass	Vertical

Test mode: 802.11ac(20M)(MCS0)			Test Frequency: 5825MHz			Remark: Peak			
Frequency (MHz)	Antenna Factor (dB/m)	Cable Loss (dB)	Preamp Gain (dB)	Read Level (dBμV)	Final test level (dBμV/m)	Limit (dBμV/m)	Over Limit (dB)	Result	Antenna Polaxis
1238.483	30.32	2.56	34.92	44.54	42.50	74.00	-31.50	Pass	Horizontal
1741.856	31.30	3.04	34.48	43.70	43.56	74.00	-30.44	Pass	Horizontal
2618.218	32.96	4.82	34.43	43.46	46.81	74.00	-27.19	Pass	Horizontal
3270.858	33.36	5.57	34.53	43.93	48.33	74.00	-25.67	Pass	Horizontal
11650.000	39.50	8.18	34.30	34.76	48.14	74.00	-25.86	Pass	Horizontal
17475.000	41.59	10.16	33.00	30.84	49.59	74.00	-24.41	Pass	Horizontal
1132.340	30.06	2.43	35.04	45.71	43.16	74.00	-30.84	Pass	Vertical
1829.582	31.44	3.11	34.42	44.25	44.38	74.00	-29.62	Pass	Vertical
3016.575	33.58	5.62	34.50	42.86	47.56	74.00	-26.44	Pass	Vertical
3735.978	32.99	5.48	34.58	42.77	46.66	74.00	-27.34	Pass	Vertical
11650.000	39.50	8.18	34.30	34.40	47.78	74.00	-26.22	Pass	Vertical
17475.000	41.59	10.16	33.00	32.11	50.86	74.00	-23.14	Pass	Vertical

802.11ac(40M) for 5150MHz ~5250 MHz &5725MHz ~5850MHz

Test mode: 802.11ac(40M)(MCS0)			Test Frequency: 5190MHz				Remark: Peak			
Frequency (MHz)	Antenna Factor (dB/m)	Cable Loss (dB)	Preamp Gain (dB)	Read Level (dBμV)	Final test level (dBμV/m)	Limit (dBμV/m)	Over Limit (dB)	Result	Antenna Polaxis	
1274.802	30.40	2.60	34.88	44.73	42.85	74.00	-31.15	Pass	Horizontal	
1894.154	31.54	3.15	34.37	48.34	48.66	74.00	-25.34	Pass	Horizontal	
2492.677	32.73	4.53	34.41	43.66	46.51	74.00	-27.49	Pass	Horizontal	
3252.005	33.38	5.57	34.53	43.73	48.15	74.00	-25.85	Pass	Horizontal	
10380.000	38.69	7.45	34.65	34.25	45.74	74.00	-28.26	Pass	Horizontal	
15570.000	40.93	9.35	34.08	31.43	47.63	74.00	-26.37	Pass	Horizontal	
1206.682	30.24	2.52	34.96	46.52	44.32	74.00	-29.68	Pass	Vertical	
1938.463	31.61	3.19	34.34	44.17	44.63	74.00	-29.37	Pass	Vertical	
2352.668	32.46	4.19	34.38	43.05	45.32	74.00	-28.68	Pass	Vertical	
3096.075	33.51	5.60	34.51	43.32	47.92	74.00	-26.08	Pass	Vertical	
10380.000	38.69	7.45	34.65	36.39	47.88	74.00	-26.12	Pass	Vertical	
15570.000	40.93	9.35	34.08	30.49	46.69	74.00	-27.31	Pass	Vertical	

Test mode: 802.11ac(40M)(MCS0)			Test Frequency: 5230MHz				Remark: Peak			
Frequency (MHz)	Antenna Factor (dB/m)	Cable Loss (dB)	Preamp Gain (dB)	Read Level (dBμV)	Final test level (dBμV/m)	Limit (dBμV/m)	Over Limit (dB)	Result	Antenna Polaxis	
1439.343	30.75	2.77	34.73	44.60	43.39	74.00	-30.61	Pass	Horizontal	
1866.977	31.50	3.13	34.39	43.93	44.17	74.00	-29.83	Pass	Horizontal	
2687.220	33.08	4.97	34.45	43.51	47.11	74.00	-26.89	Pass	Horizontal	
3629.540	33.07	5.50	34.57	43.22	47.22	74.00	-26.78	Pass	Horizontal	
10460.000	38.77	7.46	34.58	35.74	47.39	74.00	-26.61	Pass	Horizontal	
15690.000	40.98	9.35	34.20	30.49	46.62	74.00	-27.38	Pass	Horizontal	
1199.726	30.23	2.51	34.96	48.48	46.26	74.00	-27.74	Pass	Vertical	
2095.800	31.92	3.51	34.32	44.00	45.11	74.00	-28.89	Pass	Vertical	
3242.619	33.38	5.57	34.53	43.25	47.67	74.00	-26.33	Pass	Vertical	
7966.832	36.50	7.33	34.90	40.86	49.79	74.00	-24.21	Pass	Vertical	
10460.000	38.77	7.46	34.58	39.14	50.79	74.00	-23.21	Pass	Vertical	
15690.000	40.98	9.35	34.20	33.62	49.75	74.00	-24.25	Pass	Vertical	

Test mode: 802.11ac(40M)(MCS0)				Test Frequency: 5755MHz			Remark: Peak		
Frequency (MHz)	Antenna Factor (dB/m)	Cable Loss (dB)	Preamp Gain (dB)	Read Level (dBμV)	Final test level (dBμV/m)	Limit (dBμV/m)	Over Limit (dB)	Result	Antenna Polaxis
1224.247	30.28	2.54	34.94	44.70	42.58	74.00	-31.42	Pass	Horizontal
1663.137	31.17	2.97	34.54	45.44	45.04	74.00	-28.96	Pass	Horizontal
3186.869	33.43	5.58	34.52	43.59	48.08	74.00	-25.92	Pass	Horizontal
4707.887	34.48	5.15	34.38	41.75	47.00	74.00	-27.00	Pass	Horizontal
11510.000	39.46	8.04	34.26	34.12	47.36	74.00	-26.64	Pass	Horizontal
17265.000	41.46	10.00	32.95	31.32	49.83	74.00	-24.17	Pass	Horizontal
1203.199	30.23	2.52	34.96	46.86	44.65	74.00	-29.35	Pass	Vertical
1850.858	31.48	3.12	34.40	43.68	43.88	74.00	-30.12	Pass	Vertical
3034.063	33.57	5.61	34.50	42.60	47.28	74.00	-26.72	Pass	Vertical
4430.628	33.85	5.26	34.46	41.44	46.09	74.00	-27.91	Pass	Vertical
11510.000	39.46	8.04	34.26	35.73	48.97	74.00	-25.03	Pass	Vertical
17265.000	41.46	10.00	32.95	29.57	48.08	74.00	-25.92	Pass	Vertical

Test mode: 802.11ac(40M)(MCS0)				Test Frequency: 5795MHz			Remark: Peak		
Frequency (MHz)	Antenna Factor (dB/m)	Cable Loss (dB)	Preamp Gain (dB)	Read Level (dBμV)	Final test level (dBμV/m)	Limit (dBμV/m)	Over Limit (dB)	Result	Antenna Polaxis
1402.384	30.68	2.73	34.76	45.35	44.00	74.00	-30.00	Pass	Horizontal
2083.719	31.89	3.47	34.32	43.13	44.17	74.00	-29.83	Pass	Horizontal
2758.041	33.21	5.12	34.46	42.95	46.82	74.00	-27.18	Pass	Horizontal
3205.345	33.42	5.58	34.52	43.63	48.11	74.00	-25.89	Pass	Horizontal
11590.000	39.48	8.12	34.28	33.39	46.71	74.00	-27.29	Pass	Horizontal
17385.000	41.54	10.09	32.98	30.62	49.27	74.00	-24.73	Pass	Horizontal
1196.264	30.22	2.51	34.97	48.89	46.65	74.00	-27.35	Pass	Vertical
1877.800	31.52	3.14	34.38	44.25	44.53	74.00	-29.47	Pass	Vertical
2514.386	32.77	4.58	34.41	44.62	47.56	74.00	-26.44	Pass	Vertical
3159.355	33.46	5.59	34.52	43.61	48.14	74.00	-25.86	Pass	Vertical
11590.000	39.48	8.12	34.28	36.43	49.75	74.00	-24.25	Pass	Vertical
17385.000	41.54	10.09	32.98	28.21	46.86	74.00	-27.14	Pass	Vertical

802.11ac(80M) for 5150MHz ~5250 MHz &5725MHz ~5850MHz

Test mode: 802.11ac(80M)(MCS0)			Test Frequency: 5210MHz				Remark: Peak			
Frequency (MHz)	Antenna Factor (dB/m)	Cable Loss (dB)	Preamp Gain (dB)	Read Level (dBμV)	Final test level (dBμV/m)	Limit (dBμV/m)	Over Limit (dB)	Result	Antenna Polaxis	
1274.802	30.40	2.60	34.88	46.60	44.72	74.00	-29.28	Pass	Horizontal	
2332.356	32.42	4.14	34.38	45.13	47.31	74.00	-26.69	Pass	Horizontal	
3223.928	33.40	5.57	34.53	44.83	49.27	74.00	-24.73	Pass	Horizontal	
8688.480	36.99	7.98	35.11	39.20	49.06	74.00	-24.94	Pass	Horizontal	
10420.000	38.73	7.46	34.61	35.75	47.33	74.00	-26.67	Pass	Horizontal	
15630.000	40.95	9.35	34.14	30.52	46.68	74.00	-27.32	Pass	Horizontal	
1398.336	30.67	2.73	34.76	45.33	43.97	74.00	-30.03	Pass	Vertical	
2332.356	32.42	4.14	34.38	45.13	47.31	74.00	-26.69	Pass	Vertical	
2939.115	33.50	5.50	34.49	43.33	47.84	74.00	-26.16	Pass	Vertical	
3159.355	33.46	5.59	34.52	43.39	47.92	74.00	-26.08	Pass	Vertical	
10420.000	38.73	7.46	34.61	36.58	48.16	74.00	-25.84	Pass	Vertical	
15630.000	40.95	9.35	34.14	31.30	47.46	74.00	-26.54	Pass	Vertical	

Test mode: 802.11ac(80M)(MCS0)			Test Frequency: 5775MHz				Remark: Peak			
Frequency (MHz)	Antenna Factor (dB/m)	Cable Loss (dB)	Preamp Gain (dB)	Read Level (dBμV)	Final test level (dBμV/m)	Limit (dBμV/m)	Over Limit (dB)	Result	Antenna Polaxis	
1464.522	30.80	2.79	34.70	45.01	43.90	74.00	-30.10	Pass	Horizontal	
2492.677	32.73	4.53	34.41	43.04	45.89	74.00	-28.11	Pass	Horizontal	
2981.899	33.57	5.58	34.50	42.89	47.54	74.00	-26.46	Pass	Horizontal	
8059.475	36.54	7.42	34.92	41.12	50.16	74.00	-23.84	Pass	Horizontal	
11550.000	39.47	8.08	34.27	34.27	47.55	74.00	-26.45	Pass	Horizontal	
17325.000	41.50	10.05	32.97	31.19	49.77	74.00	-24.23	Pass	Horizontal	
1374.295	30.62	2.70	34.79	44.53	43.06	74.00	-30.94	Pass	Vertical	
2132.462	32.00	3.61	34.33	43.89	45.17	74.00	-28.83	Pass	Vertical	
3141.145	33.47	5.59	34.52	43.54	48.08	74.00	-25.92	Pass	Vertical	
9047.272	37.25	8.21	35.19	39.37	49.64	74.00	-24.36	Pass	Vertical	
11550.000	39.47	8.08	34.27	34.61	47.89	74.00	-26.11	Pass	Vertical	
17325.000	41.50	10.05	32.97	28.74	47.32	74.00	-26.68	Pass	Vertical	

Transmitter Emission 18GHz-40GHz
802.11a for 5150MHz ~5250 MHz & 5725MHz ~5850MHz

Test mode: 802.11a(MCS0)			Test Frequency: 5180MHz		Remark: Peak			
Frequency (MHz)	Antenna Factor (dB/m)	Preamp Gain (dB)	Read Level (dB μ V)	Final test level (dB μ V/m)	Limit (dB μ V/m)	Over Limit (dB)	Result	Antenna Polaxis
18703.30	40.19	61.22	64.73	43.70	74.00	-30.30	Pass	Horizontal
22945.41	40.38	57.91	55.70	38.17	74.00	-35.83	Pass	Horizontal
26875.70	40.48	56.76	54.50	38.22	74.00	-35.78	Pass	Horizontal
30440.98	40.34	52.80	49.36	36.90	74.00	-37.10	Pass	Horizontal
33878.81	40.69	48.21	48.62	41.10	74.00	-32.90	Pass	Horizontal
35712.16	40.67	47.64	48.88	41.91	74.00	-32.09	Pass	Horizontal
19636.87	40.29	61.84	64.59	43.04	74.00	-30.96	Pass	Vertical
22945.41	40.38	57.91	56.11	38.58	74.00	-35.42	Pass	Vertical
26897.17	40.48	56.74	55.40	39.14	74.00	-34.86	Pass	Vertical
28443.41	40.48	55.30	50.85	36.03	74.00	-37.97	Pass	Vertical
32787.62	40.60	48.92	47.23	38.91	74.00	-35.09	Pass	Vertical
34424.21	40.66	47.83	49.13	41.96	74.00	-32.04	Pass	Vertical

Test mode: 802.11a(MCS0)			Test Frequency: 5220MHz		Remark: Peak			
Frequency (MHz)	Antenna Factor (dB/m)	Preamp Gain (dB)	Read Level (dB μ V)	Final test level (dB μ V/m)	Limit (dB μ V/m)	Over Limit (dB)	Result	Antenna Polaxis
20032.82	40.39	61.54	63.92	42.77	74.00	-31.23	Pass	Horizontal
22963.74	40.39	57.88	55.52	38.03	74.00	-35.97	Pass	Horizontal
25803.21	40.30	57.44	55.13	37.99	74.00	-36.01	Pass	Horizontal
26897.17	40.48	56.74	54.81	38.55	74.00	-35.45	Pass	Horizontal
30368.15	40.34	52.88	48.97	36.43	74.00	-37.57	Pass	Horizontal
34396.73	40.66	47.85	48.41	41.22	74.00	-32.78	Pass	Horizontal
20016.83	40.39	61.53	64.39	43.25	74.00	-30.75	Pass	Vertical
22963.74	40.39	57.88	56.69	39.20	74.00	-34.80	Pass	Vertical
26897.17	40.48	56.74	55.52	39.26	74.00	-34.74	Pass	Vertical
30416.69	40.34	52.83	49.20	36.71	74.00	-37.29	Pass	Vertical
34424.21	40.66	47.83	48.76	41.59	74.00	-32.41	Pass	Vertical
36783.01	40.94	47.40	48.52	42.06	74.00	-31.94	Pass	Vertical

Test mode: 802.11a(MCS0)			Test Frequency: 5240MHz			Remark: Peak		
Frequency (MHz)	Antenna Factor (dB/m)	Preamp Gain (dB)	Read Level (dB μ V)	Final test level (dB μ V/m)	Limit (dB μ V/m)	Over Limit (dB)	Result	Antenna Polaxis
20032.82	40.39	61.54	64.14	42.99	74.00	-31.01	Pass	Horizontal
22945.41	40.38	57.91	56.40	38.87	74.00	-35.13	Pass	Horizontal
25844.45	40.30	57.42	54.86	37.74	74.00	-36.26	Pass	Horizontal
28557.20	40.42	55.20	51.09	36.31	74.00	-37.69	Pass	Horizontal
32892.51	40.60	48.77	47.23	39.06	74.00	-34.94	Pass	Horizontal
35769.24	40.68	47.66	49.25	42.27	74.00	-31.73	Pass	Horizontal
20016.83	40.39	61.53	64.89	43.75	74.00	-30.25	Pass	Vertical
22945.41	40.38	57.91	56.57	39.04	74.00	-34.96	Pass	Vertical
26875.70	40.48	56.76	55.22	38.94	74.00	-35.06	Pass	Vertical
30368.15	40.34	52.88	49.35	36.81	74.00	-37.19	Pass	Vertical
34424.21	40.66	47.83	48.89	41.72	74.00	-32.28	Pass	Vertical
37405.02	41.00	46.53	49.04	43.51	74.00	-30.49	Pass	Vertical

Test mode: 802.11a(MCS0)			Test Frequency: 5745MHz			Remark: Peak		
Frequency (MHz)	Antenna Factor (dB/m)	Preamp Gain (dB)	Read Level (dB μ V)	Final test level (dB μ V/m)	Limit (dB μ V/m)	Over Limit (dB)	Result	Antenna Polaxis
20016.83	40.39	61.53	64.97	43.83	74.00	-30.17	Pass	Horizontal
23296.19	40.46	57.77	56.34	39.03	74.00	-34.97	Pass	Horizontal
25333.64	40.30	57.60	55.67	38.37	74.00	-35.63	Pass	Horizontal
30416.69	40.34	52.83	48.89	36.40	74.00	-37.60	Pass	Horizontal
33987.20	40.70	48.17	48.08	40.61	74.00	-33.39	Pass	Horizontal
37434.89	41.00	46.47	49.38	43.91	74.00	-30.09	Pass	Horizontal
20032.82	40.39	61.54	64.48	43.33	74.00	-30.67	Pass	Vertical
23727.99	40.55	57.70	54.68	37.53	74.00	-36.47	Pass	Vertical
26918.66	40.48	56.73	54.88	38.63	74.00	-35.37	Pass	Vertical
29934.79	40.29	53.38	49.08	35.99	74.00	-38.01	Pass	Vertical
32787.62	40.60	48.92	48.32	40.00	74.00	-34.00	Pass	Vertical
35712.16	40.67	47.64	49.17	42.20	74.00	-31.80	Pass	Vertical

Test mode: 802.11a(MCS0)			Test Frequency: 5785MHz			Remark: Peak		
Frequency (MHz)	Antenna Factor (dB/m)	Preamp Gain (dB)	Read Level (dB μ V)	Final test level (dB μ V/m)	Limit (dB μ V/m)	Over Limit (dB)	Result	Antenna Polaxis
20016.83	40.39	61.53	64.20	43.06	74.00	-30.94	Pass	Horizontal
22672.22	40.30	58.38	56.20	38.12	74.00	-35.88	Pass	Horizontal
25803.21	40.30	57.44	55.32	38.18	74.00	-35.82	Pass	Horizontal
30343.91	40.33	52.90	49.59	37.02	74.00	-36.98	Pass	Horizontal
34396.73	40.66	47.85	48.58	41.39	74.00	-32.61	Pass	Horizontal
37375.16	41.00	46.59	49.01	43.42	74.00	-30.58	Pass	Horizontal
20032.82	40.39	61.54	64.44	43.29	74.00	-30.71	Pass	Vertical
24596.11	40.42	57.69	54.74	37.47	74.00	-36.53	Pass	Vertical
27527.29	40.61	56.15	52.35	36.81	74.00	-37.19	Pass	Vertical
31731.57	40.55	50.66	46.76	36.65	74.00	-37.35	Pass	Vertical
34424.21	40.66	47.83	49.02	41.85	74.00	-32.15	Pass	Vertical
36084.81	40.73	47.70	49.01	42.04	74.00	-31.96	Pass	Vertical

Test mode: 802.11a(MCS0)			Test Frequency: 5825MHz			Remark: Peak		
Frequency (MHz)	Antenna Factor (dB/m)	Preamp Gain (dB)	Read Level (dB μ V)	Final test level (dB μ V/m)	Limit (dB μ V/m)	Over Limit (dB)	Result	Antenna Polaxis
20016.83	40.39	61.53	63.74	42.60	74.00	-31.40	Pass	Horizontal
23784.90	40.56	57.69	54.46	37.33	74.00	-36.67	Pass	Horizontal
26875.70	40.48	56.76	54.78	38.50	74.00	-35.50	Pass	Horizontal
29296.31	40.23	54.35	49.28	35.16	74.00	-38.84	Pass	Horizontal
33878.81	40.69	48.21	47.41	39.89	74.00	-34.11	Pass	Horizontal
38311.88	41.06	45.02	47.96	44.00	74.00	-30.00	Pass	Horizontal
20032.82	40.39	61.54	64.28	43.13	74.00	-30.87	Pass	Vertical
22908.80	40.37	57.98	55.66	38.05	74.00	-35.95	Pass	Vertical
26918.66	40.48	56.73	54.85	38.60	74.00	-35.40	Pass	Vertical
31328.75	40.47	51.50	48.18	37.15	74.00	-36.85	Pass	Vertical
34314.43	40.67	47.91	47.59	40.35	74.00	-33.65	Pass	Vertical
35683.66	40.67	47.63	49.44	42.48	74.00	-31.52	Pass	Vertical

802.11n(20M) for 5150MHz ~5250 MHz &5725MHz ~5850MHz

Test mode: 802.11n(20M)(MCS0)			Test Frequency: 5180MHz			Remark: Peak		
Frequency (MHz)	Antenna Factor (dB/m)	Preamp Gain (dB)	Read Level (dBμV)	Final test level (dBμV/m)	Limit (dBμV/m)	Over Limit (dB)	Result	Antenna Polaxis
19387.59	40.22	62.07	65.95	44.10	74.00	-29.90	Pass	Horizontal
22963.74	40.39	57.88	59.34	41.85	74.00	-32.15	Pass	Horizontal
26010.07	40.30	57.36	59.64	42.58	74.00	-31.42	Pass	Horizontal
27970.43	40.69	55.72	56.30	41.27	74.00	-32.73	Pass	Horizontal
32840.02	40.60	48.85	50.97	42.72	74.00	-31.28	Pass	Horizontal
34424.21	40.66	47.83	51.00	43.83	74.00	-30.17	Pass	Horizontal
20633.51	40.21	61.98	66.96	45.19	74.00	-28.81	Pass	Vertical
22945.41	40.38	57.91	60.57	43.04	74.00	-30.96	Pass	Vertical
25989.31	40.30	57.37	61.41	44.34	74.00	-29.66	Pass	Vertical
30416.69	40.34	52.83	54.40	41.91	74.00	-32.09	Pass	Vertical
34396.73	40.66	47.85	51.51	44.32	74.00	-29.68	Pass	Vertical
37524.68	41.00	46.30	51.70	46.40	74.00	-27.60	Pass	Vertical

Test mode: 802.11n(20M)(MCS0)			Test Frequency: 5220MHz			Remark: Peak		
Frequency (MHz)	Antenna Factor (dB/m)	Preamp Gain (dB)	Read Level (dBμV)	Final test level (dBμV/m)	Limit (dBμV/m)	Over Limit (dB)	Result	Antenna Polaxis
18763.14	40.17	61.46	66.21	44.92	74.00	-29.08	Pass	Horizontal
20732.61	40.18	62.05	65.27	43.40	74.00	-30.60	Pass	Horizontal
23352.06	40.47	57.76	58.45	41.16	74.00	-32.84	Pass	Horizontal
25989.31	40.30	57.37	59.83	42.76	74.00	-31.24	Pass	Horizontal
29296.31	40.23	54.35	54.96	40.84	74.00	-33.16	Pass	Horizontal
32892.51	40.60	48.77	51.02	42.85	74.00	-31.15	Pass	Horizontal
19668.26	40.30	61.81	65.95	44.44	74.00	-29.56	Pass	Vertical
21269.20	40.10	61.51	62.98	41.57	74.00	-32.43	Pass	Vertical
26449.90	40.39	57.05	58.12	41.46	74.00	-32.54	Pass	Vertical
28694.35	40.35	55.08	54.65	39.92	74.00	-34.08	Pass	Vertical
32813.81	40.60	48.88	50.55	42.27	74.00	-31.73	Pass	Vertical
34396.73	40.66	47.85	50.27	43.08	74.00	-30.92	Pass	Vertical

Test mode: 802.11n(20M)(MCS0)			Test Frequency: 5240MHz			Remark: Peak		
Frequency (MHz)	Antenna Factor (dB/m)	Preamp Gain (dB)	Read Level (dB μ V)	Final test level (dB μ V/m)	Limit (dB μ V/m)	Over Limit (dB)	Result	Antenna Polaxis
20032.82	40.39	61.54	65.79	44.64	74.00	-29.36	Pass	Horizontal
22945.41	40.38	57.91	57.35	39.82	74.00	-34.18	Pass	Horizontal
26875.70	40.48	56.76	56.47	40.19	74.00	-33.81	Pass	Horizontal
30392.41	40.34	52.85	51.06	38.55	74.00	-35.45	Pass	Horizontal
33905.88	40.69	48.20	49.79	42.28	74.00	-31.72	Pass	Horizontal
37315.52	41.00	46.70	49.12	43.42	74.00	-30.58	Pass	Horizontal
20032.82	40.39	61.54	65.40	44.25	74.00	-29.75	Pass	Vertical
22708.46	40.31	58.32	58.23	40.22	74.00	-33.78	Pass	Vertical
25823.82	40.30	57.43	57.80	40.67	74.00	-33.33	Pass	Vertical
28037.52	40.68	55.66	54.83	39.85	74.00	-34.15	Pass	Vertical
30416.69	40.34	52.83	51.23	38.74	74.00	-35.26	Pass	Vertical
33851.77	40.69	48.23	49.05	41.51	74.00	-32.49	Pass	Vertical

Test mode: 802.11n(20M)(MCS0)			Test Frequency: 5745MHz			Remark: Peak		
Frequency (MHz)	Antenna Factor (dB/m)	Preamp Gain (dB)	Read Level (dB μ V)	Final test level (dB μ V/m)	Limit (dB μ V/m)	Over Limit (dB)	Result	Antenna Polaxis
19605.54	40.28	61.87	66.35	44.76	74.00	-29.24	Pass	Horizontal
22963.74	40.39	57.88	59.51	42.02	74.00	-31.98	Pass	Horizontal
24245.12	40.53	57.67	59.33	42.19	74.00	-31.81	Pass	Horizontal
27527.29	40.61	56.15	58.67	43.13	74.00	-30.87	Pass	Horizontal
31934.93	40.59	50.23	52.27	42.63	74.00	-31.37	Pass	Horizontal
34396.73	40.66	47.85	51.06	43.87	74.00	-30.13	Pass	Horizontal
18823.16	40.15	61.71	67.11	45.55	74.00	-28.45	Pass	Vertical
21784.86	40.10	60.13	61.84	41.81	74.00	-32.19	Pass	Vertical
25495.99	40.30	57.54	60.90	43.66	74.00	-30.34	Pass	Vertical
28694.35	40.35	55.08	56.91	42.18	74.00	-31.82	Pass	Vertical
32345.55	40.60	49.58	52.22	43.24	74.00	-30.76	Pass	Vertical
34396.73	40.66	47.85	51.82	44.63	74.00	-29.37	Pass	Vertical

Test mode: 802.11n(20M)(MCS0)			Test Frequency: 5785MHz			Remark: Peak		
Frequency (MHz)	Antenna Factor (dB/m)	Preamp Gain (dB)	Read Level (dB μ V)	Final test level (dB μ V/m)	Limit (dB μ V/m)	Over Limit (dB)	Result	Antenna Polaxis
19418.57	40.23	62.04	69.45	47.64	74.00	-26.36	Pass	Horizontal
21646.14	40.10	60.49	67.39	47.00	74.00	-27.00	Pass	Horizontal
24419.98	40.47	57.68	64.89	47.68	74.00	-26.32	Pass	Horizontal
28194.67	40.60	55.52	63.33	48.41	74.00	-25.59	Pass	Horizontal
30587.18	40.36	52.64	59.59	47.31	74.00	-26.69	Pass	Horizontal
33824.75	40.68	48.24	55.61	48.05	74.00	-25.95	Pass	Horizontal
19543.02	40.26	61.93	69.68	48.01	74.00	-25.99	Pass	Vertical
22295.21	40.19	59.04	66.20	47.35	74.00	-26.65	Pass	Vertical
23803.90	40.56	57.69	65.32	48.19	74.00	-25.81	Pass	Vertical
26897.17	40.48	56.74	65.12	48.86	74.00	-25.14	Pass	Vertical
29910.89	40.29	53.41	61.14	48.02	74.00	-25.98	Pass	Vertical
32371.39	40.60	49.54	57.76	48.82	74.00	-25.18	Pass	Vertical

Test mode: 802.11n(20M)(MCS0)			Test Frequency: 5825MHz			Remark: Peak		
Frequency (MHz)	Antenna Factor (dB/m)	Preamp Gain (dB)	Read Level (dB μ V)	Final test level (dB μ V/m)	Limit (dB μ V/m)	Over Limit (dB)	Result	Antenna Polaxis
19387.59	40.22	62.07	69.03	47.18	74.00	-26.82	Pass	Horizontal
23018.82	40.40	57.82	63.07	45.65	74.00	-28.35	Pass	Horizontal
26683.25	40.44	56.89	63.32	46.87	74.00	-27.13	Pass	Horizontal
29958.70	40.30	53.34	59.53	46.49	74.00	-27.51	Pass	Horizontal
32761.45	40.60	48.96	56.33	47.97	74.00	-26.03	Pass	Horizontal
35941.03	40.69	47.72	54.41	47.38	74.00	-26.62	Pass	Horizontal
19202.70	40.16	62.23	68.63	46.56	74.00	-27.44	Pass	Vertical
21854.55	40.10	59.94	65.25	45.41	74.00	-28.59	Pass	Vertical
26683.25	40.44	56.89	64.02	47.57	74.00	-26.43	Pass	Vertical
30102.57	40.31	53.17	58.38	45.52	74.00	-28.48	Pass	Vertical
33262.29	40.63	48.49	55.52	47.66	74.00	-26.34	Pass	Vertical
36113.63	40.73	47.69	54.29	47.33	74.00	-26.67	Pass	Vertical

802.11n(40M) for 5150MHz ~5250 MHz &5725MHz ~5850MHz

Test mode: 802.11n(40M)(MCS0)			Test Frequency: 5190MHz			Remark: Peak		
Frequency (MHz)	Antenna Factor (dB/m)	Preamp Gain (dB)	Read Level (dBμV)	Final test level (dBμV/m)	Limit (dBμV/m)	Over Limit (dB)	Result	Antenna Polaxis
19372.11	40.21	62.08	68.41	46.54	74.00	-27.46	Pass	Horizontal
23333.42	40.47	57.77	61.64	44.34	74.00	-29.66	Pass	Horizontal
27549.28	40.61	56.13	60.58	45.06	74.00	-28.94	Pass	Horizontal
30416.69	40.34	52.83	57.47	44.98	74.00	-29.02	Pass	Horizontal
32866.26	40.60	48.81	54.86	46.65	74.00	-27.35	Pass	Horizontal
37584.66	41.00	46.19	52.63	47.44	74.00	-26.56	Pass	Horizontal
19202.70	40.16	62.23	68.63	46.56	74.00	-27.44	Pass	Vertical
21854.55	40.10	59.94	65.25	45.41	74.00	-28.59	Pass	Vertical
26683.25	40.44	56.89	64.02	47.57	74.00	-26.43	Pass	Vertical
30102.57	40.31	53.17	58.38	45.52	74.00	-28.48	Pass	Vertical
33262.29	40.63	48.49	55.52	47.66	74.00	-26.34	Pass	Vertical
36113.63	40.73	47.69	54.29	47.33	74.00	-26.67	Pass	Vertical

Test mode: 802.11n(40M)(MCS0)			Test Frequency: 5230MHz			Remark: Peak		
Frequency (MHz)	Antenna Factor (dB/m)	Preamp Gain (dB)	Read Level (dBμV)	Final test level (dBμV/m)	Limit (dBμV/m)	Over Limit (dB)	Result	Antenna Polaxis
19589.89	40.28	61.88	67.60	46.00	74.00	-28.00	Pass	Horizontal
24714.23	40.38	57.70	61.42	44.10	74.00	-29.90	Pass	Horizontal
29296.31	40.23	54.35	58.16	44.04	74.00	-29.96	Pass	Horizontal
33987.20	40.70	48.17	53.12	45.65	74.00	-28.35	Pass	Horizontal
35683.66	40.67	47.63	52.53	45.57	74.00	-28.43	Pass	Horizontal
38928.64	41.19	44.27	51.39	48.31	74.00	-25.69	Pass	Horizontal
19589.89	40.28	61.88	68.39	46.79	74.00	-27.21	Pass	Vertical
23000.45	40.40	57.82	60.88	43.46	74.00	-30.54	Pass	Vertical
25989.31	40.30	57.37	61.09	44.02	74.00	-29.98	Pass	Vertical
30440.98	40.34	52.80	54.78	42.32	74.00	-31.68	Pass	Vertical
34479.23	40.65	47.78	51.78	44.65	74.00	-29.35	Pass	Vertical
37464.80	41.00	46.42	52.17	46.75	74.00	-27.25	Pass	Vertical

Test mode: 802.11n(40M)(MCS0)			Test Frequency: 5755MHz			Remark: Peak		
Frequency (MHz)	Antenna Factor (dB/m)	Preamp Gain (dB)	Read Level (dB μ V)	Final test level (dB μ V/m)	Limit (dB μ V/m)	Over Limit (dB)	Result	Antenna Polaxis
19558.63	40.27	61.91	67.74	46.10	74.00	-27.90	Pass	Horizontal
23018.82	40.40	57.82	60.59	43.17	74.00	-30.83	Pass	Horizontal
25947.84	40.30	57.39	61.10	44.01	74.00	-29.99	Pass	Horizontal
29272.92	40.23	54.39	57.47	43.31	74.00	-30.69	Pass	Horizontal
31858.52	40.57	50.39	53.40	43.58	74.00	-30.42	Pass	Horizontal
34424.21	40.66	47.83	52.16	44.99	74.00	-29.01	Pass	Horizontal
18406.98	40.28	60.00	65.01	45.29	74.00	-28.71	Pass	Vertical
23000.45	40.40	57.82	61.59	44.17	74.00	-29.83	Pass	Vertical
25989.31	40.30	57.37	61.21	44.14	74.00	-29.86	Pass	Vertical
30416.69	40.34	52.83	55.08	42.59	74.00	-31.41	Pass	Vertical
35202.54	40.62	47.45	51.40	44.57	74.00	-29.43	Pass	Vertical
37524.68	41.00	46.30	51.13	45.83	74.00	-28.17	Pass	Vertical

Test mode: 802.11n(40M)(MCS0)			Test Frequency: 5795MHz			Remark: Peak		
Frequency (MHz)	Antenna Factor (dB/m)	Preamp Gain (dB)	Read Level (dB μ V)	Final test level (dB μ V/m)	Limit (dB μ V/m)	Over Limit (dB)	Result	Antenna Polaxis
19527.42	40.26	61.94	67.67	45.99	74.00	-28.01	Pass	Horizontal
24400.49	40.48	57.68	60.40	43.20	74.00	-30.80	Pass	Horizontal
28194.67	40.60	55.52	58.42	43.50	74.00	-30.50	Pass	Horizontal
32813.81	40.60	48.88	52.38	44.10	74.00	-29.90	Pass	Horizontal
34396.73	40.66	47.85	52.13	44.94	74.00	-29.06	Pass	Horizontal
38342.48	41.07	44.98	49.94	46.03	74.00	-27.97	Pass	Horizontal
19636.87	40.29	61.84	67.53	45.98	74.00	-28.02	Pass	Vertical
22963.74	40.39	57.88	60.90	43.41	74.00	-30.59	Pass	Vertical
25989.31	40.30	57.37	60.89	43.82	74.00	-30.18	Pass	Vertical
29272.92	40.23	54.39	57.87	43.71	74.00	-30.29	Pass	Vertical
32813.81	40.60	48.88	53.04	44.76	74.00	-29.24	Pass	Vertical
35712.16	40.67	47.64	51.47	44.50	74.00	-29.50	Pass	Vertical

802.11ac(20M) for 5150MHz ~5250 MHz &5725MHz ~5850MHz

Test mode: 802.11ac(20M) (MCS0)			Test Frequency: 5180MHz				Remark: Peak		
Frequency (MHz)	Antenna Factor (dB/m)	Preamp Gain (dB)	Read Level (dBμV)	Final test level (dBμV/m)	Limit (dBμV/m)	Over Limit (dB)	Result	Antenna Polaxis	
18613.91	40.21	60.85	66.63	45.99	74.00	-28.01	Pass	Horizontal	
20699.52	40.19	62.03	67.26	45.42	74.00	-28.58	Pass	Horizontal	
23803.90	40.56	57.69	61.40	44.27	74.00	-29.73	Pass	Horizontal	
27505.32	40.60	56.17	59.81	44.24	74.00	-29.76	Pass	Horizontal	
31833.09	40.57	50.45	53.88	44.00	74.00	-30.00	Pass	Horizontal	
34396.73	40.66	47.85	52.71	45.52	74.00	-28.48	Pass	Horizontal	
18319.00	40.30	59.63	65.95	46.62	74.00	-27.38	Pass	Vertical	
20683.00	40.19	62.02	66.85	45.02	74.00	-28.98	Pass	Vertical	
24872.62	40.34	57.70	62.80	45.44	74.00	-28.56	Pass	Vertical	
28194.67	40.60	55.52	60.56	45.64	74.00	-28.36	Pass	Vertical	
32474.95	40.60	49.39	52.97	44.18	74.00	-29.82	Pass	Vertical	
35712.16	40.67	47.64	52.01	45.04	74.00	-28.96	Pass	Vertical	

Test mode: 802.11ac(20M) (MCS0)			Test Frequency: 5220MHz				Remark: Peak		
Frequency (MHz)	Antenna Factor (dB/m)	Preamp Gain (dB)	Read Level (dBμV)	Final test level (dBμV/m)	Limit (dBμV/m)	Over Limit (dB)	Result	Antenna Polaxis	
18144.31	40.36	58.90	65.38	46.84	74.00	-27.16	Pass	Horizontal	
21405.50	40.10	61.14	65.35	44.31	74.00	-29.69	Pass	Horizontal	
25989.31	40.30	57.37	62.38	45.31	74.00	-28.69	Pass	Horizontal	
27571.29	40.62	56.11	60.53	45.04	74.00	-28.96	Pass	Horizontal	
32840.02	40.60	48.85	53.34	45.09	74.00	-28.91	Pass	Horizontal	
37524.68	41.00	46.30	52.29	46.99	74.00	-27.01	Pass	Horizontal	
18377.61	40.28	59.88	65.10	45.50	74.00	-28.50	Pass	Vertical	
21286.19	40.10	61.46	65.56	44.20	74.00	-29.80	Pass	Vertical	
24674.79	40.40	57.69	61.91	44.62	74.00	-29.38	Pass	Vertical	
27571.29	40.62	56.11	60.11	44.62	74.00	-29.38	Pass	Vertical	
31054.77	40.41	52.08	54.60	42.93	74.00	-31.07	Pass	Vertical	
32787.62	40.60	48.92	53.42	45.10	74.00	-28.90	Pass	Vertical	

Test mode: 802.11ac(20M) (MCS0)			Test Frequency: 5240MHz			Remark: Peak		
Frequency (MHz)	Antenna Factor (dB/m)	Preamp Gain (dB)	Read Level (dB μ V)	Final test level (dB μ V/m)	Limit (dB μ V/m)	Over Limit (dB)	Result	Antenna Polaxis
18658.55	40.20	61.03	66.74	45.91	74.00	-28.09	Pass	Horizontal
22945.41	40.38	57.91	60.98	43.45	74.00	-30.55	Pass	Horizontal
25989.31	40.30	57.37	61.64	44.57	74.00	-29.43	Pass	Horizontal
28037.52	40.68	55.66	58.54	43.56	74.00	-30.44	Pass	Horizontal
30368.15	40.34	52.88	54.93	42.39	74.00	-31.61	Pass	Horizontal
32813.81	40.60	48.88	52.66	44.38	74.00	-29.62	Pass	Horizontal
19621.20	40.29	61.86	67.66	46.09	74.00	-27.91	Pass	Vertical
22945.41	40.38	57.91	62.10	44.57	74.00	-29.43	Pass	Vertical
28194.67	40.60	55.52	59.66	44.74	74.00	-29.26	Pass	Vertical
30660.54	40.37	52.56	56.07	43.88	74.00	-30.12	Pass	Vertical
32813.81	40.60	48.88	53.12	44.84	74.00	-29.16	Pass	Vertical
35712.16	40.67	47.64	52.55	45.58	74.00	-28.42	Pass	Vertical

Test mode: 802.11ac(20M) (MCS0)			Test Frequency: 5745MHz			Remark: Peak		
Frequency (MHz)	Antenna Factor (dB/m)	Preamp Gain (dB)	Read Level (dB μ V)	Final test level (dB μ V/m)	Limit (dB μ V/m)	Over Limit (dB)	Result	Antenna Polaxis
18763.14	40.17	61.46	66.79	45.50	74.00	-28.50	Pass	Horizontal
22781.11	40.34	58.19	59.31	41.46	74.00	-32.54	Pass	Horizontal
26010.07	40.30	57.36	61.08	44.02	74.00	-29.98	Pass	Horizontal
28194.67	40.60	55.52	57.59	42.67	74.00	-31.33	Pass	Horizontal
30392.41	40.34	52.85	54.33	41.82	74.00	-32.18	Pass	Horizontal
32866.26	40.60	48.81	52.06	43.85	74.00	-30.15	Pass	Horizontal
18495.38	40.25	60.36	65.23	45.12	74.00	-28.88	Pass	Vertical
22313.02	40.20	59.01	60.21	41.40	74.00	-32.60	Pass	Vertical
25495.99	40.30	57.54	61.67	44.43	74.00	-29.57	Pass	Vertical
28648.56	40.37	55.12	56.60	41.85	74.00	-32.15	Pass	Vertical
30368.15	40.34	52.88	53.98	41.44	74.00	-32.56	Pass	Vertical
32813.81	40.60	48.88	51.71	43.43	74.00	-30.57	Pass	Vertical

Test mode: 802.11ac(20M) (MCS0)			Test Frequency: 5785MHz			Remark: Peak		
Frequency (MHz)	Antenna Factor (dB/m)	Preamp Gain (dB)	Read Level (dB μ V)	Final test level (dB μ V/m)	Limit (dB μ V/m)	Over Limit (dB)	Result	Antenna Polaxis
19746.94	40.33	61.74	67.18	45.77	74.00	-28.23	Pass	Horizontal
22963.74	40.39	57.88	59.87	42.38	74.00	-31.62	Pass	Horizontal
25989.31	40.30	57.37	59.94	42.87	74.00	-31.13	Pass	Horizontal
29296.31	40.23	54.35	56.43	42.31	74.00	-31.69	Pass	Horizontal
32866.26	40.60	48.81	51.51	43.30	74.00	-30.70	Pass	Horizontal
35712.16	40.67	47.64	50.57	43.60	74.00	-30.40	Pass	Horizontal
19605.54	40.28	61.87	66.99	45.40	74.00	-28.60	Pass	Vertical
22982.09	40.39	57.85	59.39	41.93	74.00	-32.07	Pass	Vertical
26897.17	40.48	56.74	59.26	43.00	74.00	-31.00	Pass	Vertical
29249.56	40.23	54.42	55.26	41.07	74.00	-32.93	Pass	Vertical
30343.91	40.33	52.90	53.29	40.72	74.00	-33.28	Pass	Vertical
33851.77	40.69	48.23	50.81	43.27	74.00	-30.73	Pass	Vertical

Test mode: 802.11ac(20M) (MCS0)			Test Frequency: 5825MHz			Remark: Peak		
Frequency (MHz)	Antenna Factor (dB/m)	Preamp Gain (dB)	Read Level (dB μ V)	Final test level (dB μ V/m)	Limit (dB μ V/m)	Over Limit (dB)	Result	Antenna Polaxis
19683.97	40.31	61.80	66.71	45.22	74.00	-28.78	Pass	Horizontal
23352.06	40.47	57.76	58.98	41.69	74.00	-32.31	Pass	Horizontal
25333.64	40.30	57.60	59.91	42.61	74.00	-31.39	Pass	Horizontal
27549.28	40.61	56.13	58.13	42.61	74.00	-31.39	Pass	Horizontal
30416.69	40.34	52.83	53.63	41.14	74.00	-32.86	Pass	Horizontal
32813.81	40.60	48.88	51.62	43.34	74.00	-30.66	Pass	Horizontal
19668.26	40.30	61.81	66.04	44.53	74.00	-29.47	Pass	Vertical
23259.01	40.45	57.78	58.38	41.05	74.00	-32.95	Pass	Vertical
25803.21	40.30	57.44	58.59	41.45	74.00	-32.55	Pass	Vertical
27992.78	40.70	55.70	55.82	40.82	74.00	-33.18	Pass	Vertical
29296.31	40.23	54.35	53.99	39.87	74.00	-34.13	Pass	Vertical
32397.25	40.60	49.50	49.97	41.07	74.00	-32.93	Pass	Vertical

802.11ac(40M) for 5150MHz ~5250 MHz &5725MHz ~5850MHz

Test mode: 802.11ac(40M) (MCS0)			Test Frequency: 5190MHz				Remark: Peak		
Frequency (MHz)	Antenna Factor (dB/m)	Preamp Gain (dB)	Read Level (dB μ V)	Final test level (dB μ V/m)	Limit (dB μ V/m)	Over Limit (dB)	Result	Antenna Polaxis	
18778.13	40.17	61.52	65.77	44.42	74.00	-29.58	Pass	Horizontal	
21150.64	40.10	61.83	63.29	41.56	74.00	-32.44	Pass	Horizontal	
26983.22	40.50	56.68	56.96	40.78	74.00	-33.22	Pass	Horizontal	
30343.91	40.33	52.90	51.93	39.36	74.00	-34.64	Pass	Horizontal	
33932.96	40.69	48.19	50.09	42.59	74.00	-31.41	Pass	Horizontal	
35655.18	40.67	47.62	50.48	43.53	74.00	-30.47	Pass	Horizontal	
19636.87	40.29	61.84	66.36	44.81	74.00	-29.19	Pass	Vertical	
22313.02	40.20	59.01	59.14	40.33	74.00	-33.67	Pass	Vertical	
26010.07	40.30	57.36	58.04	40.98	74.00	-33.02	Pass	Vertical	
29272.92	40.23	54.39	53.37	39.21	74.00	-34.79	Pass	Vertical	
31858.52	40.57	50.39	49.81	39.99	74.00	-34.01	Pass	Vertical	
34314.43	40.67	47.91	50.04	42.80	74.00	-31.20	Pass	Vertical	

Test mode: 802.11ac(40M) (MCS0)			Test Frequency: 5230MHz				Remark: Peak		
Frequency (MHz)	Antenna Factor (dB/m)	Preamp Gain (dB)	Read Level (dB μ V)	Final test level (dB μ V/m)	Limit (dB μ V/m)	Over Limit (dB)	Result	Antenna Polaxis	
20032.82	40.39	61.54	65.41	44.26	74.00	-29.74	Pass	Horizontal	
23314.80	40.46	57.77	57.56	40.25	74.00	-33.75	Pass	Horizontal	
26875.70	40.48	56.76	57.66	41.38	74.00	-32.62	Pass	Horizontal	
30343.91	40.33	52.90	51.76	39.19	74.00	-34.81	Pass	Horizontal	
33235.73	40.62	48.50	49.58	41.70	74.00	-32.30	Pass	Horizontal	
36930.16	40.98	47.34	49.33	42.97	74.00	-31.03	Pass	Horizontal	
19589.89	40.28	61.88	66.40	44.80	74.00	-29.20	Pass	Vertical	
22963.74	40.39	57.88	58.59	41.10	74.00	-32.90	Pass	Vertical	
25333.64	40.30	57.60	58.31	41.01	74.00	-32.99	Pass	Vertical	
28580.02	40.41	55.18	54.27	39.50	74.00	-34.50	Pass	Vertical	
33878.81	40.69	48.21	48.92	41.40	74.00	-32.60	Pass	Vertical	
37464.80	41.00	46.42	50.89	45.47	74.00	-28.53	Pass	Vertical	

Test mode: 802.11ac(40M) (MCS0)			Test Frequency: 5755MHz				Remark: Peak	
Frequency (MHz)	Antenna Factor (dB/m)	Preamp Gain (dB)	Read Level (dB μ V)	Final test level (dB μ V/m)	Limit (dB μ V/m)	Over Limit (dB)	Result	Antenna Polaxis
19574.25	40.27	61.90	65.48	43.85	74.00	-30.15	Pass	Horizontal
22708.46	40.31	58.32	57.02	39.01	74.00	-34.99	Pass	Horizontal
25803.21	40.30	57.44	56.92	39.78	74.00	-34.22	Pass	Horizontal
29272.92	40.23	54.39	50.42	36.26	74.00	-37.74	Pass	Horizontal
32813.81	40.60	48.88	47.73	39.45	74.00	-34.55	Pass	Horizontal
34396.73	40.66	47.85	48.92	41.73	74.00	-32.27	Pass	Horizontal
19683.97	40.31	61.80	66.39	44.90	74.00	-29.10	Pass	Vertical
22927.10	40.38	57.94	58.68	41.12	74.00	-32.88	Pass	Vertical
25989.31	40.30	57.37	57.86	40.79	74.00	-33.21	Pass	Vertical
27970.43	40.69	55.72	54.79	39.76	74.00	-34.24	Pass	Vertical
31909.44	40.58	50.29	48.86	39.15	74.00	-34.85	Pass	Vertical
33932.96	40.69	48.19	49.34	41.84	74.00	-32.16	Pass	Vertical

Test mode: 802.11ac(40M) (MCS0)			Test Frequency: 5795MHz				Remark: Peak	
Frequency (MHz)	Antenna Factor (dB/m)	Preamp Gain (dB)	Read Level (dB μ V)	Final test level (dB μ V/m)	Limit (dB μ V/m)	Over Limit (dB)	Result	Antenna Polaxis
19636.87	40.29	61.84	65.25	43.70	74.00	-30.30	Pass	Horizontal
22963.74	40.39	57.88	55.92	38.43	74.00	-35.57	Pass	Horizontal
26918.66	40.48	56.73	54.57	38.32	74.00	-35.68	Pass	Horizontal
31909.44	40.58	50.29	46.50	36.79	74.00	-37.21	Pass	Horizontal
34534.34	40.65	47.74	49.03	41.94	74.00	-32.06	Pass	Horizontal
37494.73	41.00	46.36	49.68	44.32	74.00	-29.68	Pass	Horizontal
20016.83	40.39	61.53	64.41	43.27	74.00	-30.73	Pass	Vertical
23314.80	40.46	57.77	56.24	38.93	74.00	-35.07	Pass	Vertical
27970.43	40.69	55.72	52.73	37.70	74.00	-36.30	Pass	Vertical
32268.16	40.60	49.70	48.17	39.07	74.00	-34.93	Pass	Vertical
36056.01	40.72	47.72	48.99	41.99	74.00	-32.01	Pass	Vertical
37524.68	41.00	46.30	49.72	44.42	74.00	-29.58	Pass	Vertical

802.11ac(80M) for 5150MHz ~5250 MHz &5725MHz ~5850MHz

Test mode: 802.11ac(80M) (MCS0)			Test Frequency: 5210MHz				Remark: Peak		
Frequency (MHz)	Antenna Factor (dB/m)	Preamp Gain (dB)	Read Level (dBμV)	Final test level (dBμV/m)	Limit (dBμV/m)	Over Limit (dB)	Result	Antenna Polaxis	
20032.82	40.39	61.54	64.35	43.20	74.00	-30.80	Pass	Horizontal	
23746.95	40.55	57.70	55.87	38.72	74.00	-35.28	Pass	Horizontal	
26897.17	40.48	56.74	54.87	38.61	74.00	-35.39	Pass	Horizontal	
29839.32	40.28	53.52	49.28	36.04	74.00	-37.96	Pass	Horizontal	
34287.04	40.67	47.93	48.72	41.46	74.00	-32.54	Pass	Horizontal	
37464.80	41.00	46.42	49.14	43.72	74.00	-30.28	Pass	Horizontal	
19605.54	40.28	61.87	64.78	43.19	74.00	-30.81	Pass	Vertical	
22927.10	40.38	57.94	56.49	38.93	74.00	-35.07	Pass	Vertical	
25803.21	40.30	57.44	55.31	38.17	74.00	-35.83	Pass	Vertical	
28488.88	40.45	55.26	51.39	36.58	74.00	-37.42	Pass	Vertical	
32268.16	40.60	49.70	48.33	39.23	74.00	-34.77	Pass	Vertical	
34506.77	40.65	47.76	48.65	41.54	74.00	-32.46	Pass	Vertical	

Test mode: 802.11ac(80M) (MCS0)			Test Frequency: 5775MHz				Remark: Peak		
Frequency (MHz)	Antenna Factor (dB/m)	Preamp Gain (dB)	Read Level (dBμV)	Final test level (dBμV/m)	Limit (dBμV/m)	Over Limit (dB)	Result	Antenna Polaxis	
19636.87	40.29	61.84	64.60	43.05	74.00	-30.95	Pass	Horizontal	
23333.42	40.47	57.77	55.92	38.62	74.00	-35.38	Pass	Horizontal	
26875.70	40.48	56.76	54.81	38.53	74.00	-35.47	Pass	Horizontal	
30319.69	40.33	52.93	50.25	37.65	74.00	-36.35	Pass	Horizontal	
34396.73	40.66	47.85	48.59	41.40	74.00	-32.60	Pass	Horizontal	
37345.33	41.00	46.64	49.81	44.17	74.00	-29.83	Pass	Horizontal	
20016.83	40.39	61.53	64.49	43.35	74.00	-30.65	Pass	Vertical	
22945.41	40.38	57.91	56.31	38.78	74.00	-35.22	Pass	Vertical	
26897.17	40.48	56.74	55.15	38.89	74.00	-35.11	Pass	Vertical	
30368.15	40.34	52.88	49.27	36.73	74.00	-37.27	Pass	Vertical	
34424.21	40.66	47.83	50.06	42.89	74.00	-31.11	Pass	Vertical	
35998.47	40.70	47.74	48.97	41.93	74.00	-32.07	Pass	Vertical	

Note:

1) Through Pre-scan transmitting mode with all kind of modulation and data rate, find the MCS0 is the worst case of 802.11a; MCS0 is the worst case of 802.11n(20M)(40M); MCS0 is the worst case of 802.11ac(20M)(40M)(80M); and then Only the worst case is recorded in the report.

2) The field strength is calculated by adding the Antenna Factor, Cable Factor & Pre-amplifier. The basic equation with a sample calculation is as follows:

Final Test Level = Receiver Reading - Correct Factor

Correct Factor = Pre-amplifier Factor - Antenna Factor - Cable Factor

3) Scan from 9kHz to 40GHz, the disturbance below 30MHz was very low, and the above harmonics were the highest point could be found when testing, so only the above harmonics had been displayed. The amplitude of spurious emissions from the radiator which are attenuated more than 20dB below the limit need not be reported.

4) All modes and antenna are tested, and found the antenna 1 which is worst case for 802.11a/n(20M)(40M), MIMO which is worst case for 802.11ac(20M)(40M)(80M),so only the worst case mode is recorded in the report.

Appendix K): Unwanted Emissions that fall Outside of the Restricted Bands

Receiver Setup:	Frequency	Detector	RBW	VBW	Remark
	Above 1GHz	Peak	1MHz	3MHz	Peak
Test Procedure:					
<p>a) The EUT was placed on the top of a rotating table 1.5 meters above the ground at a 3 meter semi-anechoic chamber. The table was rotated 360 degrees to determine the position of the highest radiation.</p> <p>b) The EUT was set 3 meters away from the interference-receiving antenna, which was mounted on the top of a variable-height antenna tower.</p> <p>c) The antenna height is varied from one meter to four meters above the ground to determine the maximum value of the field strength. Both horizontal and vertical polarizations of the antenna are set to make the measurement.</p> <p>d) For each suspected emission, the EUT was arranged to its worst case and then the antenna was tuned to heights from 1 meter to 4 meters and the rotatable table was turned from 0 degrees to 360 degrees to find the maximum reading.</p> <p>e) The test-receiver system was set to Peak Detect Function and Specified Bandwidth with Maximum Hold Mode.</p> <p>f) Place a marker at the end of the restricted band closest to the transmit frequency to show compliance. Also measure any emissions in the restricted bands. Save the spectrum analyzer plot. Repeat for each power and modulation for lowest and highest channel</p> <p>j) Test the EUT in the lowest channel or/and the middle channel ,the Highest channel</p> <p>h) The radiation measurements are performed in X, Y, Z axis positioning for Transmitting mode, and found the X axis positioning which it is worse case.</p> <p>i) Repeat above procedures until all frequencies measured was complete.</p>					
Limit:	Transmitter Operation Frequency(MHz)	Limit (EIRP)	Limit (dB μ V/m)@3m	Measurement distance (cm)	
	5150-5350	-27dBm/MHz	68.2dB μ V/m	3	
	5725-5850	-17dBm/MHz	78.2dB μ V/m	3	
	Note: (i) $EIRP = ((E*d)^2) / 30$ where: • E is the field strength in V/m; • d is the measurement distance in meters; • EIRP is the equivalent isotropically radiated power in watts. (ii) Working in dB units, the above equation is equivalent to: $EIRP[dBm] = E[dB\mu V/m] + 20 \log(d[meters]) - 104.77$ (iii) Or, if d is 3 meters: $EIRP[dBm] = E[dB\mu V/m] - 95.2$				
Test result:	PASS				

Test Data:
802.11a for 5150MHz ~5250 MHz & 5725MHz ~5850MHz

Test mode: 802.11a(MCS0)			Test Frequency: 5180MHz			Remark: Peak			
Frequency (MHz)	Antenna Factor (dB/m)	Cable Loss (dB)	Preamp Gain (dB)	Read Level (dB μ V)	Final test level (dB μ V/m)	Limit (dB μ V/m)	Over Limit (dB)	Result	Antenna Polaxis
1592.571	31.04	2.91	34.60	47.39	46.74	68.20	-21.46	Pass	Horizontal
2312.219	32.38	4.09	34.37	44.36	46.46	68.20	-21.74	Pass	Horizontal
3168.500	33.45	5.59	34.52	44.07	48.59	68.20	-19.61	Pass	Horizontal
7368.741	36.44	6.81	34.90	39.61	47.96	68.20	-20.24	Pass	Horizontal
10363.710	38.67	7.45	34.66	37.16	48.62	68.20	-19.58	Pass	Horizontal
14119.830	39.82	8.77	33.24	33.97	49.32	68.20	-18.88	Pass	Horizontal
1398.336	30.67	2.73	34.76	45.39	44.03	68.20	-24.17	Pass	Vertical
2095.800	31.92	3.51	34.32	44.96	46.07	68.20	-22.13	Pass	Vertical
2702.799	33.11	5.01	34.45	44.14	47.81	68.20	-20.39	Pass	Vertical
3598.203	33.09	5.51	34.56	43.66	47.70	68.20	-20.50	Pass	Vertical
10380.000	38.69	7.45	34.65	39.08	50.57	68.20	-17.63	Pass	Vertical
15570.000	40.93	9.35	34.08	32.55	48.75	68.20	-19.45	Pass	Vertical

Test mode: 802.11a(MCS0)			Test Frequency: 5220MHz			Remark: Peak			
Frequency (MHz)	Antenna Factor (dB/m)	Cable Loss (dB)	Preamp Gain (dB)	Read Level (dB μ V)	Final test level (dB μ V/m)	Limit (dB μ V/m)	Over Limit (dB)	Result	Antenna Polaxis
1667.951	31.18	2.98	34.54	43.84	43.46	68.20	-24.74	Pass	Horizontal
2325.624	32.41	4.12	34.37	42.90	45.06	68.20	-23.14	Pass	Horizontal
3223.928	33.40	5.57	34.53	44.00	48.44	68.20	-19.76	Pass	Horizontal
6914.763	36.36	6.55	34.85	39.85	47.91	68.20	-20.29	Pass	Horizontal
8943.274	37.16	8.20	35.18	40.55	50.73	68.20	-17.47	Pass	Horizontal
12326.270	39.50	8.48	34.17	36.71	50.52	68.20	-17.68	Pass	Horizontal
1667.951	31.18	2.98	34.54	44.89	44.51	68.20	-23.69	Pass	Vertical
2671.730	33.06	4.94	34.44	43.59	47.15	68.20	-21.05	Pass	Vertical
3242.619	33.38	5.57	34.53	43.35	47.77	68.20	-20.43	Pass	Vertical
7852.524	36.49	7.24	34.90	38.96	47.79	68.20	-20.41	Pass	Vertical
10039.390	38.34	7.41	34.96	38.78	49.57	68.20	-18.63	Pass	Vertical
13717.560	39.59	8.61	33.34	35.47	50.33	68.20	-17.87	Pass	Vertical

Test mode: 802.11a(MCS0)			Test Frequency: 5240MHz			Remark: Peak			
Frequency (MHz)	Antenna Factor (dB/m)	Cable Loss (dB)	Preamp Gain (dB)	Read Level (dB μ V)	Final test level (dB μ V/m)	Limit (dB μ V/m)	Over Limit (dB)	Result	Antenna Polaxis
1439.343	30.75	2.77	34.73	45.06	43.85	68.20	-24.35	Pass	Horizontal
2207.723	32.16	3.81	34.35	43.23	44.85	68.20	-23.35	Pass	Horizontal
2664.019	33.04	4.92	34.44	43.33	46.85	68.20	-21.35	Pass	Horizontal
3280.326	33.35	5.56	34.53	44.00	48.38	68.20	-19.82	Pass	Horizontal
7966.832	36.50	7.33	34.90	41.19	50.12	68.20	-18.08	Pass	Horizontal
10484.230	38.80	7.46	34.55	39.14	50.85	68.20	-17.35	Pass	Horizontal
1431.047	30.73	2.76	34.73	44.71	43.47	68.20	-24.73	Pass	Vertical
2492.677	32.73	4.53	34.41	44.05	46.90	68.20	-21.30	Pass	Vertical
3186.869	33.43	5.58	34.52	43.78	48.27	68.20	-19.93	Pass	Vertical
8514.456	36.87	7.83	35.06	39.61	49.25	68.20	-18.95	Pass	Vertical
10156.140	38.46	7.43	34.85	36.94	47.98	68.20	-20.22	Pass	Vertical
11906.070	39.57	8.43	34.37	37.24	50.87	68.20	-17.33	Pass	Vertical

Test mode: 802.11a(MCS0)			Test Frequency: 5745MHz			Remark: Peak			
Frequency (MHz)	Antenna Factor (dB/m)	Cable Loss (dB)	Preamp Gain (dB)	Read Level (dB μ V)	Final test level (dB μ V/m)	Limit (dB μ V/m)	Over Limit (dB)	Result	Antenna Polaxis
1592.571	31.04	2.91	34.60	47.07	46.42	68.20	-21.78	Pass	Horizontal
2095.800	31.92	3.51	34.32	45.78	46.89	68.20	-21.31	Pass	Horizontal
3233.260	33.39	5.57	34.53	45.62	50.05	68.20	-18.15	Pass	Horizontal
7966.832	36.50	7.33	34.90	41.08	50.01	68.20	-18.19	Pass	Horizontal
9838.312	38.13	7.54	35.03	38.93	49.57	68.20	-18.63	Pass	Horizontal
12290.700	39.51	8.49	34.19	35.09	48.90	68.20	-19.30	Pass	Horizontal
1162.182	30.13	2.47	35.00	45.55	43.15	68.20	-25.05	Pass	Vertical
1667.951	31.18	2.98	34.54	44.12	43.74	68.20	-24.46	Pass	Vertical
2758.041	33.21	5.12	34.46	42.88	46.75	68.20	-21.45	Pass	Vertical
3661.149	33.05	5.50	34.57	42.54	46.52	68.20	-21.68	Pass	Vertical
8059.475	36.54	7.42	34.92	39.46	48.50	68.20	-19.70	Pass	Vertical
10606.150	38.92	7.48	34.44	36.61	48.57	68.20	-19.63	Pass	Vertical

Test mode: 802.11a(MCS0)			Test Frequency: 5785MHz			Remark: Peak			
Frequency (MHz)	Antenna Factor (dB/m)	Cable Loss (dB)	Preamp Gain (dB)	Read Level (dBμV)	Final test level (dBμV/m)	Limit (dBμV/m)	Over Limit (dB)	Result	Antenna Polaxis
1883.236	31.53	3.15	34.38	46.82	47.12	68.20	-21.08	Pass	Horizontal
2758.041	33.21	5.12	34.46	44.02	47.89	68.20	-20.31	Pass	Horizontal
3757.637	32.97	5.48	34.58	43.22	47.09	68.20	-21.11	Pass	Horizontal
7562.942	36.46	6.99	34.90	40.04	48.59	68.20	-19.61	Pass	Horizontal
10484.230	38.80	7.46	34.55	38.13	49.84	68.20	-18.36	Pass	Horizontal
13365.320	39.45	8.51	33.51	36.05	50.50	68.20	-17.70	Pass	Horizontal
1206.682	30.24	2.52	34.96	45.49	43.29	68.20	-24.91	Pass	Vertical
1663.137	31.17	2.97	34.54	44.78	44.38	68.20	-23.82	Pass	Vertical
2471.157	32.69	4.48	34.40	42.63	45.40	68.20	-22.80	Pass	Vertical
3270.858	33.36	5.57	34.53	43.83	48.23	68.20	-19.97	Pass	Vertical
8465.379	36.84	7.79	35.04	39.43	49.02	68.20	-19.18	Pass	Vertical
12044.52	39.59	8.51	34.37	36.71	50.44	68.20	-17.76	Pass	Vertical

Test mode: 802.11a(MCS0)			Test Frequency: 5825MHz			Remark: Peak			
Frequency (MHz)	Antenna Factor (dB/m)	Cable Loss (dB)	Preamp Gain (dB)	Read Level (dBμV)	Final test level (dBμV/m)	Limit (dBμV/m)	Over Limit (dB)	Result	Antenna Polaxis
1152.148	30.11	2.46	35.02	47.37	44.92	68.20	-23.28	Pass	Horizontal
1592.571	31.04	2.91	34.60	51.54	50.89	68.20	-17.31	Pass	Horizontal
2543.625	32.83	4.65	34.42	44.13	47.19	68.20	-21.01	Pass	Horizontal
3205.345	33.42	5.58	34.52	44.80	49.28	68.20	-18.92	Pass	Horizontal
9232.187	37.47	8.05	35.15	40.61	50.98	68.20	-17.22	Pass	Horizontal
11975.100	39.59	8.50	34.39	37.24	50.94	68.20	-17.26	Pass	Horizontal
1414.597	30.70	2.75	34.75	44.99	43.69	68.20	-24.51	Pass	Vertical
2077.705	31.88	3.45	34.32	44.05	45.06	68.20	-23.14	Pass	Vertical
3205.345	33.42	5.58	34.52	44.35	48.83	68.20	-19.37	Pass	Vertical
7943.838	36.49	7.31	34.90	41.53	50.43	68.20	-17.77	Pass	Vertical
11667.600	39.50	8.20	34.30	37.16	50.56	68.20	-17.64	Pass	Vertical
13059.820	39.32	8.43	33.67	36.44	50.52	68.20	-17.68	Pass	Vertical

802.11n(20M) for 5150MHz ~5250 MHz & 5725MHz ~5850MHz

Test mode: 802.11n(20M)(MCS0)			Test Frequency: 5180MHz			Remark: Peak			
Frequency (MHz)	Antenna Factor (dB/m)	Cable Loss (dB)	Preamp Gain (dB)	Read Level (dBμV)	Final test level (dBμV/m)	Limit (dBμV/m)	Over Limit (dB)	Result	Antenna Polaxis
1274.802	30.40	2.60	34.88	45.98	44.10	68.20	-24.10	Pass	Horizontal
1877.800	31.52	3.14	34.38	45.91	46.19	68.20	-22.01	Pass	Horizontal
2359.478	32.47	4.20	34.38	45.00	47.29	68.20	-20.91	Pass	Horizontal
7989.893	36.50	7.35	34.90	39.73	48.68	68.20	-19.52	Pass	Horizontal
9838.312	38.13	7.54	35.03	39.43	50.07	68.20	-18.13	Pass	Horizontal
13797.090	39.62	8.63	33.30	35.92	50.87	68.20	-17.33	Pass	Horizontal
1398.336	30.67	2.73	34.76	48.36	47.00	68.20	-21.20	Pass	Vertical
2101.866	31.93	3.52	34.32	46.66	47.79	68.20	-20.41	Pass	Vertical
2964.712	33.54	5.55	34.49	44.55	49.15	68.20	-19.05	Pass	Vertical
9126.063	37.35	8.14	35.17	38.18	48.50	68.20	-19.70	Pass	Vertical
12433.620	39.47	8.47	34.09	35.71	49.56	68.20	-18.64	Pass	Vertical
15177.890	40.77	9.36	33.68	33.10	49.55	68.20	-18.65	Pass	Vertical

Test mode: 802.11n(20M)(MCS0)			Test Frequency: 5220MHz			Remark: Peak			
Frequency (MHz)	Antenna Factor (dB/m)	Cable Loss (dB)	Preamp Gain (dB)	Read Level (dBμV)	Final test level (dBμV/m)	Limit (dBμV/m)	Over Limit (dB)	Result	Antenna Polaxis
1473.013	30.82	2.80	34.70	46.00	44.92	68.20	-23.28	Pass	Horizontal
2095.800	31.92	3.51	34.32	45.59	46.70	68.20	-21.50	Pass	Horizontal
2905.331	33.45	5.43	34.48	44.62	49.02	68.20	-19.18	Pass	Horizontal
8995.123	37.20	8.25	35.20	39.15	49.40	68.20	-18.80	Pass	Horizontal
10244.580	38.55	7.44	34.77	38.28	49.50	68.20	-18.70	Pass	Horizontal
14201.690	39.91	8.82	33.26	34.88	50.35	68.20	-17.85	Pass	Horizontal
1597.181	31.05	2.92	34.59	51.61	50.99	68.20	-17.21	Pass	Vertical
2393.824	32.54	4.29	34.39	47.14	49.58	68.20	-18.62	Pass	Vertical
3196.094	33.42	5.58	34.52	46.15	50.63	68.20	-17.57	Pass	Vertical
7562.942	36.46	6.99	34.90	41.10	49.65	68.20	-18.55	Pass	Vertical
10453.970	38.77	7.46	34.58	39.11	50.76	68.20	-17.44	Pass	Vertical
14079.080	39.78	8.74	33.22	35.99	51.29	68.20	-16.91	Pass	Vertical

Test mode: 802.11n(20M)(MCS0)			Test Frequency: 5240MHz			Remark: Peak			
Frequency (MHz)	Antenna Factor (dB/m)	Cable Loss (dB)	Preamp Gain (dB)	Read Level (dB μ V)	Final test level (dB μ V/m)	Limit (dB μ V/m)	Over Limit (dB)	Result	Antenna Polaxis
1667.951	31.18	2.98	34.54	47.57	47.19	68.20	-21.01	Pass	Horizontal
2528.963	32.80	4.61	34.42	44.66	47.65	68.20	-20.55	Pass	Horizontal
3608.619	33.09	5.50	34.56	44.32	48.35	68.20	-19.85	Pass	Horizontal
7263.015	36.43	6.72	34.90	41.64	49.89	68.20	-18.31	Pass	Horizontal
10484.230	38.80	7.46	34.55	39.13	50.84	68.20	-17.36	Pass	Horizontal
11975.100	39.59	8.50	34.39	37.00	50.70	68.20	-17.50	Pass	Horizontal
1592.571	31.04	2.91	34.60	48.62	47.97	68.20	-20.23	Pass	Vertical
2393.824	32.54	4.29	34.39	47.52	49.96	68.20	-18.24	Pass	Vertical
3214.623	33.41	5.58	34.52	45.27	49.74	68.20	-18.46	Pass	Vertical
8036.214	36.53	7.39	34.91	41.72	50.73	68.20	-17.47	Pass	Vertical
10484.230	38.80	7.46	34.55	38.99	50.70	68.20	-17.50	Pass	Vertical
13877.080	39.65	8.65	33.26	33.27	48.31	68.20	-19.89	Pass	Vertical

Test mode: 802.11n(20M)(MCS0)			Test Frequency: 5745MHz			Remark: Peak			
Frequency (MHz)	Antenna Factor (dB/m)	Cable Loss (dB)	Preamp Gain (dB)	Read Level (dB μ V)	Final test level (dB μ V/m)	Limit (dB μ V/m)	Over Limit (dB)	Result	Antenna Polaxis
1238.483	30.32	2.56	34.92	46.88	44.84	68.20	-23.36	Pass	Horizontal
1667.951	31.18	2.98	34.54	47.52	47.14	68.20	-21.06	Pass	Horizontal
2095.800	31.92	3.51	34.32	45.78	46.89	68.20	-21.31	Pass	Horizontal
3223.928	33.40	5.57	34.53	45.21	49.65	68.20	-18.55	Pass	Horizontal
8613.468	36.94	7.92	35.09	41.13	50.90	68.20	-17.30	Pass	Horizontal
11335.190	39.40	7.86	34.20	37.94	51.00	68.20	-17.20	Pass	Horizontal
1597.181	31.05	2.92	34.59	48.33	47.71	68.20	-20.49	Pass	Vertical
2528.963	32.80	4.61	34.42	44.77	47.76	68.20	-20.44	Pass	Vertical
3205.345	33.42	5.58	34.52	45.79	50.27	68.20	-17.93	Pass	Vertical
10068.450	38.37	7.42	34.94	38.87	49.72	68.20	-18.48	Pass	Vertical
11701.380	39.51	8.23	34.31	36.97	50.40	68.20	-17.80	Pass	Vertical
14916.940	40.62	9.31	33.48	35.08	51.53	68.20	-16.67	Pass	Vertical

Test mode: 802.11n(20M)(MCS0)			Test Frequency: 5785MHz			Remark: Peak			
Frequency (MHz)	Antenna Factor (dB/m)	Cable Loss (dB)	Preamp Gain (dB)	Read Level (dBμV)	Final test level (dBμV/m)	Limit (dBμV/m)	Over Limit (dB)	Result	Antenna Polaxis
1663.137	31.17	2.97	34.54	47.85	47.45	68.20	-20.75	Pass	Horizontal
2499.893	32.75	4.55	34.41	45.24	48.13	68.20	-20.07	Pass	Horizontal
2939.115	33.50	5.50	34.49	45.40	49.91	68.20	-18.29	Pass	Horizontal
7989.893	36.50	7.35	34.90	41.44	50.39	68.20	-17.81	Pass	Horizontal
10010.420	38.31	7.41	34.99	40.20	50.93	68.20	-17.27	Pass	Horizontal
13677.970	39.57	8.60	33.36	36.05	50.86	68.20	-17.34	Pass	Horizontal
1663.137	31.17	2.97	34.54	46.97	46.57	68.20	-21.63	Pass	Vertical
2758.041	33.21	5.12	34.46	43.96	47.83	68.20	-20.37	Pass	Vertical
3270.858	33.36	5.57	34.53	45.53	49.93	68.20	-18.27	Pass	Vertical
8688.480	36.99	7.98	35.11	41.07	50.93	68.20	-17.27	Pass	Vertical
11400.910	39.42	7.93	34.22	37.75	50.88	68.20	-17.32	Pass	Vertical
14119.830	39.82	8.77	33.24	35.20	50.55	68.20	-17.65	Pass	Vertical

Test mode: 802.11n(20M)(MCS0)			Test Frequency: 5825MHz			Remark: Peak			
Frequency (MHz)	Antenna Factor (dB/m)	Cable Loss (dB)	Preamp Gain (dB)	Read Level (dBμV)	Final test level (dBμV/m)	Limit (dBμV/m)	Over Limit (dB)	Result	Antenna Polaxis
1663.137	31.17	2.97	34.54	47.93	47.53	68.20	-20.67	Pass	Horizontal
2366.308	32.49	4.22	34.38	45.90	48.23	68.20	-19.97	Pass	Horizontal
3214.623	33.41	5.58	34.52	45.61	50.08	68.20	-18.12	Pass	Horizontal
7898.049	36.49	7.27	34.90	41.83	50.69	68.20	-17.51	Pass	Horizontal
9952.717	38.25	7.45	35.01	40.03	50.72	68.20	-17.48	Pass	Horizontal
12149.420	39.55	8.50	34.29	37.16	50.92	68.20	-17.28	Pass	Horizontal
1592.571	31.04	2.91	34.60	50.55	49.90	68.20	-18.30	Pass	Vertical
2492.677	32.73	4.53	34.41	46.40	49.25	68.20	-18.95	Pass	Vertical
3242.619	33.38	5.57	34.53	45.34	49.76	68.20	-18.44	Pass	Vertical
8613.468	36.94	7.92	35.09	40.10	49.87	68.20	-18.33	Pass	Vertical
10760.540	39.07	7.49	34.31	38.60	50.85	68.20	-17.35	Pass	Vertical
11975.100	39.59	8.50	34.39	37.67	51.37	68.20	-16.83	Pass	Vertical

802.11n(40M) for 5150MHz ~5250 MHz & 5725MHz ~5850MHz

Test mode: 802.11n(40M)(MCS0)			Test Frequency: 5190MHz			Remark: Peak			
Frequency (MHz)	Antenna Factor (dB/m)	Cable Loss (dB)	Preamp Gain (dB)	Read Level (dBμV)	Final test level (dBμV/m)	Limit (dBμV/m)	Over Limit (dB)	Result	Antenna Polaxis
1597.181	31.05	2.92	34.59	47.97	47.35	68.20	-20.85	Pass	Horizontal
2393.824	32.54	4.29	34.39	44.90	47.34	68.20	-20.86	Pass	Horizontal
2999.187	33.60	5.62	34.50	44.15	48.87	68.20	-19.33	Pass	Horizontal
8082.804	36.56	7.44	34.93	40.33	49.40	68.20	-18.80	Pass	Horizontal
11940.540	39.58	8.46	34.38	35.92	49.58	68.20	-18.62	Pass	Horizontal
15090.400	40.74	9.37	33.59	33.68	50.20	68.20	-18.00	Pass	Horizontal
1196.264	30.22	2.51	34.97	50.53	48.29	68.20	-19.91	Pass	Vertical
1866.977	31.50	3.13	34.39	45.85	46.09	68.20	-22.11	Pass	Vertical
2499.893	32.75	4.55	34.41	47.61	50.50	68.20	-17.70	Pass	Vertical
3159.355	33.46	5.59	34.52	45.15	49.68	68.20	-18.52	Pass	Vertical
8106.200	36.58	7.46	34.93	40.50	49.61	68.20	-18.59	Pass	Vertical
9232.187	37.47	8.05	35.15	39.42	49.79	68.20	-18.41	Pass	Vertical

Test mode: 802.11n(40M)(MCS0)			Test Frequency: 5230MHz			Remark: Peak			
Frequency (MHz)	Antenna Factor (dB/m)	Cable Loss (dB)	Preamp Gain (dB)	Read Level (dBμV)	Final test level (dBμV/m)	Limit (dBμV/m)	Over Limit (dB)	Result	Antenna Polaxis
1597.181	31.05	2.92	34.59	47.72	47.10	68.20	-21.10	Pass	Horizontal
2400.753	32.56	4.31	34.39	44.76	47.24	68.20	-20.96	Pass	Horizontal
3252.005	33.38	5.57	34.53	45.44	49.86	68.20	-18.34	Pass	Horizontal
7242.052	36.43	6.70	34.90	40.46	48.69	68.20	-19.51	Pass	Horizontal
9585.684	37.86	7.75	35.08	39.57	50.10	68.20	-18.10	Pass	Horizontal
13097.620	39.34	8.44	33.65	35.54	49.67	68.20	-18.53	Pass	Horizontal
1199.726	30.23	2.51	34.96	51.47	49.25	68.20	-18.95	Pass	Vertical
1731.816	31.28	3.03	34.49	47.56	47.38	68.20	-20.82	Pass	Vertical
2393.824	32.54	4.29	34.39	48.33	50.77	68.20	-17.43	Pass	Vertical
3223.928	33.40	5.57	34.53	46.77	51.21	68.20	-16.99	Pass	Vertical
8036.214	36.53	7.39	34.91	40.78	49.79	68.20	-18.41	Pass	Vertical
11269.860	39.38	7.80	34.18	38.00	51.00	68.20	-17.20	Pass	Vertical

Test mode: 802.11n(40M)(MCS0)			Test Frequency: 5755MHz			Remark: Peak			
Frequency (MHz)	Antenna Factor (dB/m)	Cable Loss (dB)	Preamp Gain (dB)	Read Level (dBμV)	Final test level (dBμV/m)	Limit (dBμV/m)	Over Limit (dB)	Result	Antenna Polaxis
1172.303	30.16	2.48	34.99	45.59	43.24	68.20	-24.96	Pass	Horizontal
2095.800	31.92	3.51	34.32	44.66	45.77	68.20	-22.43	Pass	Horizontal
2774.030	33.23	5.16	34.46	44.13	48.06	68.20	-20.14	Pass	Horizontal
9126.063	37.35	8.14	35.17	40.48	50.80	68.20	-17.40	Pass	Horizontal
10980.470	39.28	7.52	34.12	38.12	50.80	68.20	-17.40	Pass	Horizontal
12798.240	39.36	8.43	33.84	36.77	50.72	68.20	-17.48	Pass	Horizontal
1196.264	30.22	2.51	34.97	48.54	46.30	68.20	-21.90	Pass	Vertical
1663.137	31.17	2.97	34.54	45.23	44.83	68.20	-23.37	Pass	Vertical
3087.140	33.52	5.60	34.51	43.61	48.22	68.20	-19.98	Pass	Vertical
7966.832	36.50	7.33	34.90	41.05	49.98	68.20	-18.22	Pass	Vertical
10097.600	38.40	7.42	34.91	39.33	50.24	68.20	-17.96	Pass	Vertical
13638.490	39.56	8.58	33.38	35.72	50.48	68.20	-17.72	Pass	Vertical

Test mode: 802.11n(40M)(MCS0)			Test Frequency: 5795MHz			Remark: Peak			
Frequency (MHz)	Antenna Factor (dB/m)	Cable Loss (dB)	Preamp Gain (dB)	Read Level (dBμV)	Final test level (dBμV/m)	Limit (dBμV/m)	Over Limit (dB)	Result	Antenna Polaxis
1597.181	31.05	2.92	34.59	49.87	49.25	68.20	-18.95	Pass	Horizontal
2194.998	32.14	3.78	34.35	45.73	47.30	68.20	-20.90	Pass	Horizontal
3132.079	33.48	5.59	34.51	44.87	49.43	68.20	-18.77	Pass	Horizontal
8613.468	36.94	7.92	35.09	40.16	49.93	68.20	-18.27	Pass	Horizontal
11172.560	39.35	7.70	34.15	36.62	49.52	68.20	-18.68	Pass	Horizontal
14366.840	40.07	8.94	33.31	35.13	50.83	68.20	-17.37	Pass	Horizontal
1597.181	31.05	2.92	34.59	50.79	50.17	68.20	-18.03	Pass	Vertical
2393.824	32.54	4.29	34.39	47.46	49.90	68.20	-18.30	Pass	Vertical
3186.869	33.43	5.58	34.52	46.07	50.56	68.20	-17.64	Pass	Vertical
9047.272	37.25	8.21	35.19	39.74	50.01	68.20	-18.19	Pass	Vertical
11269.860	39.38	7.80	34.18	37.72	50.72	68.20	-17.48	Pass	Vertical
13717.560	39.59	8.61	33.34	36.17	51.03	68.20	-17.17	Pass	Vertical

802.11ac(20M) for 5150MHz ~5250 MHz &5725MHz ~5850MHz

Test mode: 802.11ac(20M) (MCS0)			Test Frequency: 5180MHz				Remark: Peak			
Frequency (MHz)	Antenna Factor (dB/m)	Cable Loss (dB)	Preamp Gain (dB)	Read Level (dBμV)	Final test level (dBμV/m)	Limit (dBμV/m)	Over Limit (dB)	Result	Antenna Polaxis	
1597.181	31.05	2.92	34.59	48.28	47.66	68.20	-20.54	Pass	Horizontal	
2400.753	32.56	4.31	34.39	45.48	47.96	68.20	-20.24	Pass	Horizontal	
3242.619	33.38	5.57	34.53	45.31	49.73	68.20	-18.47	Pass	Horizontal	
7411.461	36.44	6.85	34.90	40.57	48.96	68.20	-19.24	Pass	Horizontal	
9697.151	37.98	7.66	35.06	40.28	50.86	68.20	-17.34	Pass	Horizontal	
11172.560	39.35	7.70	34.15	38.06	50.96	68.20	-17.24	Pass	Horizontal	
1597.181	31.05	2.92	34.59	49.66	49.04	68.20	-19.16	Pass	Vertical	
2151.034	32.04	3.66	34.34	48.75	50.11	68.20	-18.09	Pass	Vertical	
3242.619	33.38	5.57	34.53	45.20	49.62	68.20	-18.58	Pass	Vertical	
7966.832	36.50	7.33	34.90	41.26	50.19	68.20	-18.01	Pass	Vertical	
11335.190	39.40	7.86	34.20	36.61	49.67	68.20	-18.53	Pass	Vertical	
14119.830	39.82	8.77	33.24	35.05	50.40	68.20	-17.80	Pass	Vertical	

Test mode: 802.11ac(20M) (MCS0)			Test Frequency: 5220MHz				Remark: Peak			
Frequency (MHz)	Antenna Factor (dB/m)	Cable Loss (dB)	Preamp Gain (dB)	Read Level (dBμV)	Final test level (dBμV/m)	Limit (dBμV/m)	Over Limit (dB)	Result	Antenna Polaxis	
1597.181	31.05	2.92	34.59	49.71	49.09	68.20	-19.11	Pass	Horizontal	
2325.624	32.41	4.12	34.37	45.19	47.35	68.20	-20.85	Pass	Horizontal	
3252.005	33.38	5.57	34.53	45.22	49.64	68.20	-18.56	Pass	Horizontal	
7390.070	36.44	6.83	34.90	40.82	49.19	68.20	-19.01	Pass	Horizontal	
9475.497	37.74	7.84	35.10	39.43	49.91	68.20	-18.29	Pass	Horizontal	
11975.100	39.59	8.50	34.39	37.01	50.71	68.20	-17.49	Pass	Horizontal	
1592.571	31.04	2.91	34.60	49.99	49.34	68.20	-18.86	Pass	Vertical	
2774.030	33.23	5.16	34.46	45.04	48.97	68.20	-19.23	Pass	Vertical	
3261.418	33.37	5.57	34.53	44.94	49.35	68.20	-18.85	Pass	Vertical	
8106.200	36.58	7.46	34.93	41.59	50.70	68.20	-17.50	Pass	Vertical	
10068.450	38.37	7.42	34.94	40.10	50.95	68.20	-17.25	Pass	Vertical	
12184.580	39.54	8.50	34.27	37.01	50.78	68.20	-17.42	Pass	Vertical	

Test mode: 802.11ac(20M) (MCS0)			Test Frequency: 5240MHz				Remark: Peak			
Frequency (MHz)	Antenna Factor (dB/m)	Cable Loss (dB)	Preamp Gain (dB)	Read Level (dB μ V)	Final test level (dB μ V/m)	Limit (dB μ V/m)	Over Limit (dB)	Result	Antenna Polaxis	
1597.181	31.05	2.92	34.59	48.95	48.33	68.20	-19.87	Pass	Horizontal	
2089.751	31.91	3.49	34.32	45.31	46.39	68.20	-21.81	Pass	Horizontal	
3196.094	33.42	5.58	34.52	44.64	49.12	68.20	-19.08	Pass	Horizontal	
8613.468	36.94	7.92	35.09	40.66	50.43	68.20	-17.77	Pass	Horizontal	
12044.520	39.59	8.51	34.37	36.64	50.37	68.20	-17.83	Pass	Horizontal	
13717.560	39.59	8.61	33.34	36.71	51.57	68.20	-16.63	Pass	Horizontal	
1592.571	31.04	2.91	34.60	49.49	48.84	68.20	-19.36	Pass	Vertical	
2400.753	32.56	4.31	34.39	47.73	50.21	68.20	-17.99	Pass	Vertical	
3186.869	33.43	5.58	34.52	45.34	49.83	68.20	-18.37	Pass	Vertical	
7138.144	36.41	6.60	34.90	42.18	50.29	68.20	-17.91	Pass	Vertical	
9178.972	37.41	8.09	35.16	40.54	50.88	68.20	-17.32	Pass	Vertical	
11940.540	39.58	8.46	34.38	37.04	50.70	68.20	-17.50	Pass	Vertical	

Test mode: 802.11ac(20M) (MCS0)			Test Frequency: 5745MHz				Remark: Peak			
Frequency (MHz)	Antenna Factor (dB/m)	Cable Loss (dB)	Preamp Gain (dB)	Read Level (dB μ V)	Final test level (dB μ V/m)	Limit (dB μ V/m)	Over Limit (dB)	Result	Antenna Polaxis	
1597.181	31.05	2.92	34.59	49.45	48.83	68.20	-19.37	Pass	Horizontal	
2095.800	31.92	3.51	34.32	46.07	47.18	68.20	-21.02	Pass	Horizontal	
3214.623	33.41	5.58	34.52	45.44	49.91	68.20	-18.29	Pass	Horizontal	
8563.818	36.90	7.87	35.07	40.78	50.48	68.20	-17.72	Pass	Horizontal	
9838.312	38.13	7.54	35.03	40.19	50.83	68.20	-17.37	Pass	Horizontal	
13249.930	39.40	8.48	33.57	36.32	50.63	68.20	-17.57	Pass	Horizontal	
1592.571	31.04	2.91	34.60	48.65	48.00	68.20	-20.20	Pass	Vertical	
2492.677	32.73	4.53	34.41	45.76	48.61	68.20	-19.59	Pass	Vertical	
3186.869	33.43	5.58	34.52	44.91	49.40	68.20	-18.80	Pass	Vertical	
8514.456	36.87	7.83	35.06	40.31	49.95	68.20	-18.25	Pass	Vertical	
10667.640	38.98	7.48	34.39	38.57	50.64	68.20	-17.56	Pass	Vertical	
13757.270	39.61	8.62	33.32	36.03	50.94	68.20	-17.26	Pass	Vertical	

Test mode: 802.11ac(20M) (MCS0)			Test Frequency: 5785MHz				Remark: Peak			
Frequency (MHz)	Antenna Factor (dB/m)	Cable Loss (dB)	Preamp Gain (dB)	Read Level (dB μ V)	Final test level (dB μ V/m)	Limit (dB μ V/m)	Over Limit (dB)	Result	Antenna Polaxis	
1592.571	31.04	2.91	34.60	50.48	49.83	68.20	-18.37	Pass	Horizontal	
2298.892	32.35	4.05	34.37	44.63	46.66	68.20	-21.54	Pass	Horizontal	
3186.869	33.43	5.58	34.52	45.05	49.54	68.20	-18.66	Pass	Horizontal	
7263.015	36.43	6.72	34.90	40.66	48.91	68.20	-19.29	Pass	Horizontal	
8943.274	37.16	8.20	35.18	38.86	49.04	68.20	-19.16	Pass	Horizontal	
11433.910	39.43	7.96	34.23	36.83	49.99	68.20	-18.21	Pass	Horizontal	
1597.181	31.05	2.92	34.59	51.14	50.52	68.20	-17.68	Pass	Vertical	
2182.346	32.11	3.74	34.34	46.29	47.80	68.20	-20.40	Pass	Vertical	
3196.094	33.42	5.58	34.52	45.46	49.94	68.20	-18.26	Pass	Vertical	
8036.214	36.53	7.39	34.91	41.96	50.97	68.20	-17.23	Pass	Vertical	
10822.920	39.13	7.50	34.25	38.27	50.65	68.20	-17.55	Pass	Vertical	
13097.620	39.34	8.44	33.65	36.54	50.67	68.20	-17.53	Pass	Vertical	

Test mode: 802.11ac(20M) (MCS0)			Test Frequency: 5825MHz				Remark: Peak			
Frequency (MHz)	Antenna Factor (dB/m)	Cable Loss (dB)	Preamp Gain (dB)	Read Level (dB μ V)	Final test level (dB μ V/m)	Limit (dB μ V/m)	Over Limit (dB)	Result	Antenna Polaxis	
1597.181	31.05	2.92	34.59	48.68	48.06	68.20	-20.14	Pass	Horizontal	
2194.998	32.14	3.78	34.35	44.31	45.88	68.20	-22.32	Pass	Horizontal	
3205.345	33.42	5.58	34.52	44.61	49.09	68.20	-19.11	Pass	Horizontal	
4086.182	33.02	5.40	34.57	43.29	47.14	68.20	-21.06	Pass	Horizontal	
7966.832	36.50	7.33	34.90	41.12	50.05	68.20	-18.15	Pass	Horizontal	
9895.349	38.19	7.49	35.02	39.70	50.36	68.20	-17.84	Pass	Horizontal	
1597.181	31.05	2.92	34.59	50.43	49.81	68.20	-18.39	Pass	Vertical	
2393.824	32.54	4.29	34.39	46.72	49.16	68.20	-19.04	Pass	Vertical	
3233.260	33.39	5.57	34.53	45.04	49.47	68.20	-18.73	Pass	Vertical	
8036.214	36.53	7.39	34.91	40.56	49.57	68.20	-18.63	Pass	Vertical	
10822.920	39.13	7.50	34.25	38.24	50.62	68.20	-17.58	Pass	Vertical	
13173.560	39.37	8.46	33.61	35.76	49.98	68.20	-18.22	Pass	Vertical	

802.11ac(40M) for 5150MHz ~5250 MHz &5725MHz ~5850MHz

Test mode: 802.11ac(40M) (MCS0)			Test Frequency: 5190MHz				Remark: Peak			
Frequency (MHz)	Antenna Factor (dB/m)	Cable Loss (dB)	Preamp Gain (dB)	Read Level (dBμV)	Final test level (dBμV/m)	Limit (dBμV/m)	Over Limit (dB)	Result	Antenna Polaxis	
1597.181	31.05	2.92	34.59	49.17	48.55	68.20	-19.65	Pass	Horizontal	
2036.090	31.78	3.34	34.31	46.97	47.78	68.20	-20.42	Pass	Horizontal	
3223.928	33.40	5.57	34.53	45.33	49.77	68.20	-18.43	Pass	Horizontal	
8036.214	36.53	7.39	34.91	40.75	49.76	68.20	-18.44	Pass	Horizontal	
10484.230	38.80	7.46	34.55	39.20	50.91	68.20	-17.29	Pass	Horizontal	
13404.010	39.47	8.52	33.49	36.24	50.74	68.20	-17.46	Pass	Horizontal	
1592.571	31.04	2.91	34.60	49.80	49.15	68.20	-19.05	Pass	Vertical	
2325.624	32.41	4.12	34.37	46.75	48.91	68.20	-19.29	Pass	Vertical	
3150.237	33.46	5.59	34.52	45.44	49.97	68.20	-18.23	Pass	Vertical	
6894.806	36.35	6.56	34.84	41.34	49.41	68.20	-18.79	Pass	Vertical	
8663.404	36.97	7.96	35.10	40.94	50.77	68.20	-17.43	Pass	Vertical	
11735.250	39.52	8.26	34.32	37.27	50.73	68.20	-17.47	Pass	Vertical	

Test mode: 802.11ac(40M) (MCS0)			Test Frequency: 5230MHz				Remark: Peak			
Frequency (MHz)	Antenna Factor (dB/m)	Cable Loss (dB)	Preamp Gain (dB)	Read Level (dBμV)	Final test level (dBμV/m)	Limit (dBμV/m)	Over Limit (dB)	Result	Antenna Polaxis	
1592.571	31.04	2.91	34.60	48.24	47.59	68.20	-20.61	Pass	Horizontal	
2194.998	32.14	3.78	34.35	45.22	46.79	68.20	-21.41	Pass	Horizontal	
3007.868	33.59	5.62	34.50	43.86	48.57	68.20	-19.63	Pass	Horizontal	
8688.480	36.99	7.98	35.11	39.95	49.81	68.20	-18.39	Pass	Horizontal	
11735.250	39.52	8.26	34.32	36.94	50.40	68.20	-17.80	Pass	Horizontal	
13404.010	39.47	8.52	33.49	36.36	50.86	68.20	-17.34	Pass	Horizontal	
1597.181	31.05	2.92	34.59	47.72	47.10	68.20	-21.10	Pass	Vertical	
2393.824	32.54	4.29	34.39	47.39	49.83	68.20	-18.37	Pass	Vertical	
3261.418	33.37	5.57	34.53	45.78	50.19	68.20	-18.01	Pass	Vertical	
7454.429	36.45	6.89	34.90	40.29	48.73	68.20	-19.47	Pass	Vertical	
9530.432	37.80	7.79	35.09	40.14	50.64	68.20	-17.56	Pass	Vertical	
11906.070	39.57	8.43	34.37	37.18	50.81	68.20	-17.39	Pass	Vertical	

Test mode: 802.11ac(40M) (MCS0)				Test Frequency: 5755MHz			Remark: Peak		
Frequency (MHz)	Antenna Factor (dB/m)	Cable Loss (dB)	Preamp Gain (dB)	Read Level (dBμV)	Final test level (dBμV/m)	Limit (dBμV/m)	Over Limit (dB)	Result	Antenna Polaxis
1592.571	31.04	2.91	34.60	48.17	47.52	68.20	-20.68	Pass	Horizontal
2492.677	32.73	4.53	34.41	43.75	46.60	68.20	-21.60	Pass	Horizontal
3252.005	33.38	5.57	34.53	44.92	49.34	68.20	-18.86	Pass	Horizontal
8663.404	36.97	7.96	35.10	40.08	49.91	68.20	-18.29	Pass	Horizontal
11975.100	39.59	8.50	34.39	37.06	50.76	68.20	-17.44	Pass	Horizontal
14201.690	39.91	8.82	33.26	35.27	50.74	68.20	-17.46	Pass	Horizontal
1592.571	31.04	2.91	34.60	49.65	49.00	68.20	-19.20	Pass	Vertical
2089.751	31.91	3.49	34.32	48.45	49.53	68.20	-18.67	Pass	Vertical
3233.260	33.39	5.57	34.53	44.91	49.34	68.20	-18.86	Pass	Vertical
8416.584	36.80	7.74	35.03	41.27	50.78	68.20	-17.42	Pass	Vertical
11368.000	39.41	7.90	34.21	37.23	50.33	68.20	-17.87	Pass	Vertical
13717.560	39.59	8.61	33.34	36.07	50.93	68.20	-17.27	Pass	Vertical

Test mode: 802.11ac(40M) (MCS0)				Test Frequency: 5795MHz			Remark: Peak		
Frequency (MHz)	Antenna Factor (dB/m)	Cable Loss (dB)	Preamp Gain (dB)	Read Level (dBμV)	Final test level (dBμV/m)	Limit (dBμV/m)	Over Limit (dB)	Result	Antenna Polaxis
1592.571	31.04	2.91	34.60	48.37	47.72	68.20	-20.48	Pass	Horizontal
2905.331	33.45	5.43	34.48	45.58	49.98	68.20	-18.22	Pass	Horizontal
3735.978	32.99	5.48	34.58	44.11	48.00	68.20	-20.20	Pass	Horizontal
7606.788	36.46	7.02	34.90	41.54	50.12	68.20	-18.08	Pass	Horizontal
9838.312	38.13	7.54	35.03	39.59	50.23	68.20	-17.97	Pass	Horizontal
12290.700	39.51	8.49	34.19	37.10	50.91	68.20	-17.29	Pass	Horizontal
1592.571	31.04	2.91	34.60	49.94	49.29	68.20	-18.91	Pass	Vertical
2393.824	32.54	4.29	34.39	46.68	49.12	68.20	-19.08	Pass	Vertical
3186.869	33.43	5.58	34.52	44.70	49.19	68.20	-19.01	Pass	Vertical
7989.893	36.50	7.35	34.90	41.71	50.66	68.20	-17.54	Pass	Vertical
11172.560	39.35	7.70	34.15	37.60	50.50	68.20	-17.70	Pass	Vertical
14366.840	40.07	8.94	33.31	34.81	50.51	68.20	-17.69	Pass	Vertical

802.11ac(80M) for 5150MHz ~5250 MHz &5725MHz ~5850MHz

Test mode: 802.11ac(80M) (MCS0)			Test Frequency: 5210MHz				Remark: Peak			
Frequency (MHz)	Antenna Factor (dB/m)	Cable Loss (dB)	Preamp Gain (dB)	Read Level (dBμV)	Final test level (dBμV/m)	Limit (dBμV/m)	Over Limit (dB)	Result	Antenna Polaxis	
1390.276	30.65	2.72	34.77	45.37	43.97	68.20	-24.23	Pass	Horizontal	
1899.636	31.55	3.16	34.37	48.30	48.64	68.20	-19.56	Pass	Horizontal	
2855.380	33.37	5.33	34.48	44.79	49.01	68.20	-19.19	Pass	Horizontal	
8688.480	36.99	7.98	35.11	39.20	49.06	68.20	-19.14	Pass	Horizontal	
11204.900	39.36	7.73	34.16	36.67	49.60	68.20	-18.60	Pass	Horizontal	
12947.070	39.32	8.42	33.74	34.80	48.80	68.20	-19.40	Pass	Horizontal	
1199.726	30.23	2.51	34.96	49.06	46.84	68.20	-21.36	Pass	Vertical	
1850.858	31.48	3.12	34.40	43.01	43.21	68.20	-24.99	Pass	Vertical	
3671.746	33.04	5.49	34.57	43.65	47.61	68.20	-20.59	Pass	Vertical	
8563.818	36.90	7.87	35.07	40.96	50.66	68.20	-17.54	Pass	Vertical	
9866.789	38.16	7.52	35.03	39.30	49.95	68.20	-18.25	Pass	Vertical	
11940.540	39.58	8.46	34.38	36.39	50.05	68.20	-18.15	Pass	Vertical	

Test mode: 802.11ac(80M) (MCS0)			Test Frequency: 5775MHz				Remark: Peak			
Frequency (MHz)	Antenna Factor (dB/m)	Cable Loss (dB)	Preamp Gain (dB)	Read Level (dBμV)	Final test level (dBμV/m)	Limit (dBμV/m)	Over Limit (dB)	Result	Antenna Polaxis	
1592.571	31.04	2.91	34.60	45.76	45.11	68.20	-23.09	Pass	Horizontal	
2188.663	32.12	3.76	34.34	43.39	44.93	68.20	-23.27	Pass	Horizontal	
3205.345	33.42	5.58	34.52	44.18	48.66	68.20	-19.54	Pass	Horizontal	
8563.818	36.90	7.87	35.07	40.43	50.13	68.20	-18.07	Pass	Horizontal	
11975.100	39.59	8.50	34.39	37.01	50.71	68.20	-17.49	Pass	Horizontal	
14079.080	39.78	8.74	33.22	34.25	49.55	68.20	-18.65	Pass	Horizontal	
1135.617	30.07	2.44	35.03	45.91	43.39	68.20	-24.81	Pass	Vertical	
1883.236	31.53	3.15	34.38	44.02	44.32	68.20	-23.88	Pass	Vertical	
3141.145	33.47	5.59	34.52	43.54	48.08	68.20	-20.12	Pass	Vertical	
9047.272	37.25	8.21	35.19	39.37	49.64	68.20	-18.56	Pass	Vertical	
11237.330	39.37	7.77	34.17	36.83	49.80	68.20	-18.40	Pass	Vertical	
13097.620	39.34	8.44	33.65	35.70	49.83	68.20	-18.37	Pass	Vertical	

Note:

1) The field strength is calculated by adding the Antenna Factor, Cable Factor & Pre-amplifier. The basic equation with a sample calculation is as follows:

Final Test Level = Receiver Reading - Correct Factor

Final Test Level = Receiver Reading - Correct Factor

Correct Factor = Pre-amplifier Factor - Antenna Factor - Cable Factor


2) Through Pre-scan transmitting mode with all kind of modulation and data rate, find the MCS0 is the worst case of 802.11a; MCS0 is the worst case of 802.11n(20M)(40M); MCS0 is the worst case of 802.11ac(20M)(40M)(80M); and then Only the worst case is recorded in the report.

3) Scan from 9kHz to 40GHz, the disturbance below 30MHz was very low, and the above harmonics were the highest point could be found when testing, so only the above harmonics had been displayed. The amplitude of spurious emissions from the radiator which are attenuated more than 20dB below the limit need not be reported.


4) All modes and antenna are tested, and found the antenna 1 which is worst case for 802.11a/n(20M)(40M), MIMO which is worst case for 802.11ac(20M)(40M)(80M),so only the worst case mode is recorded in the report.

PHOTOGRAPHS OF TEST SETUP

Test Model No.: DC29



Radiated spurious emission Test Setup-1 (Below 30MHz)



Radiated spurious emission Test Setup-2 (Below 1GHz)



Radiated spurious emission Test Setup-3(Above 1GHz)



Radiated spurious emission Test Setup-4(18GHz-40GHz)



Conducted Emissions Test Setup

PHOTOGRAPHS OF EUT Constructional Details

Refer to Report No.EED32100268701 for EUT external and internal photos.

*** End of Report ***

The test report is effective only with both signature and specialized stamp, The result(s) shown in this report refer only to the sample(s) tested. Without written approval of CTI, this report can't be reproduced except in full.