

## EXHIBIT C - TEST SETUP PHOTOGRAPHS


---

*Test Model:*


### Conducted Emissions - Front Side




### Conducted Emissions - Left Side




**Radiated Emissions Front Side (Below 1 GHz)**



**Radiated Emissions Rear Side (Below 1 GHz)**




## Radiated Emissions Rear Side (Above 1 GHz)






*Test Mode2:*

### **Conducted Emissions - Front Side**




### **Conducted Emissions - Left Side**



**Radiated Emissions Front Side (Below 1 GHz)**



**Radiated Emissions Rear Side (Below 1 GHz)**



## Radiated Emissions Rear Side (Above 1 GHz)

