

TEST SETUP PHOTOGRAPHS

Conducted Emissions Front View-Powered by Adapter



Conducted Emissions Side View-Powered by Adapter



Conducted Emissions Front View-Powered by POE




Conducted Emissions Side View-Powered by POE




Radiated Emission Below 1GHz View-Powered by Adapter




Radiated Emission Below 30MHz View -Powered by Adapter Parallel



Radiated Emission Below 30MHz View -Powered by Adapter Perpendicular



Radiated Emission Below 30MHz View -Powered by Adapter Ground-parallel



Radiated Emission Below 1GHz View-Powered by POE



Radiated Emission Below 30MHz View -Powered by POE Parallel



Radiated Emission Below 30MHz View -Powered by POE Perpendicular



Radiated Emission Below 30MHz View -Powered by POE Ground-parallel



Radiated Emission Above 1GHz View-Powered by POE

