

## **EXHIBIT D - TEST SETUP PHOTOGRAPHS**

---

**Conducted Emissions Front View POE- E16C**



**Conducted Emissions Side View POE- E16C**



**Conducted Emissions Front View Adapter- E16C**



**Conducted Emissions Side View Adapter- E16C**



**Conducted Emissions Front View POE- A05C**




**Conducted Emissions Side View POE- A05C**



**Conducted Emissions Front View Adapter- A05C**



**Conducted Emissions Side View Adapter- A05C**




**Radiated Emission Below 1G front View Adapter- E16C**




**Radiated Emission Below 1G rear View Adapter- E16C**



**Radiated Emission Below 1G front View POE- E16C**




**Radiated Emission Below 1G rear View POE- E16C**




**Radiated Emission Below 1G front View Adapter- A05C**




**Radiated Emission Below 1G rear View Adapter- A05C**



**Radiated Emission Below 1G front View POE- A05C**



**Radiated Emission Below 1G rear View POE- A05C**






**Radiated Emission Above 1G front View Adapter- E16C**



**Radiated Emission Above 1G rear View Adapter- E16C**



**Radiated Emission Above 1G front View POE- E16C**



**Radiated Emission Above 1G rear View POE- E16C**

