



中认信通

CHINA CERTIFICATION ICT CO., LTD (DONGGUAN)



TEST REPORT

Applicant: AKUVOX (XIAMEN) NETWORKS CO., LTD.

Address: 10/F, No.56, Software Park II , Xiamen, China

FCC ID: 2AHCR-C313XV3

Product Name: Indoor Monitor

Model Number: C313W

**Standard(s): 47 CFR Part 15 Subpart B
ANSI C63.4-2014**

The above equipment has been tested and found compliant with the requirement of the relative standards by China Certification ICT Co., Ltd (Dongguan)

Report Number: CR22010028-00B

Date Of Issue: 2022-05-05

Reviewed By: Sun Zhong *Sun Zhong*

Title: Manager

Test Laboratory: China Certification ICT Co., Ltd (Dongguan)

No. 113, Pingkang Road, Dalang Town, Dongguan,
Guangdong, China

Tel: +86-769-82016888

Test Facility

The Test site used by China Certification ICT Co., Ltd (Dongguan) to collect test data is located on the No. 113, Pingkang Road, Dalang Town, Dongguan, Guangdong, China.

The lab has been recognized as the FCC accredited lab under the KDB 974614 D01 and is listed in the FCC Public Access Link (PAL) database, FCC Registration No. : 442868, the FCC Designation No. : CN1314.

The lab has been recognized by Innovation, Science and Economic Development Canada to test to Canadian radio equipment requirements, the CAB identifier: CN0123.

Declarations

China Certification ICT Co., Ltd (Dongguan) is not responsible for the authenticity of any test data provided by the applicant. Data included from the applicant that may affect test results are marked with a triangle symbol “▲”. Customer model name, addresses, names, trademarks etc. are not considered data.

Unless otherwise stated the results shown in this test report refer only to the sample(s) tested.

This report cannot be reproduced except in full, without prior written approval of the Company.

This report is valid only with a valid digital signature. The digital signature may be available only under the Adobe software above version 7.0.

This report may contain data that are not covered by the accreditation scope and shall be marked with an asterisk “★”.

CONTENTS

TEST FACILITY2
DECLARATIONS.....2

1. GENERAL INFORMATION.....4

1.1 PRODUCT DESCRIPTION FOR EQUIPMENT UNDER TEST (EUT)4
1.2 DESCRIPTION OF TEST CONFIGURATION5
 1.2.4 Block Diagram of Test Setup.....6
1.3 MEASUREMENT UNCERTAINTY8

2. SUMMARY OF TEST RESULTS9

3. REQUIREMENTS AND TEST PROCEDURES10

3.1 AC LINE CONDUCTED EMISSIONS10
 3.1.1 EUT Setup.....10
 3.1.2 EMI Test Receiver Setup10
 3.1.3 Test Procedure11
 3.1.4 Corrected Amplitude & Margin Calculation.....11
3.2 RADIATION SPURIOUS EMISSIONS12
 3.2.1 EUT Setup.....12
 3.2.2 EMI Test Receiver Setup13
 3.2.3 Test Procedure13
 3.2.4 Corrected Amplitude & Margin Calculation.....13

4. TEST DATA AND RESULTS14

4.1 AC LINE CONDUCTED EMISSIONS14
4.2 RADIATION SPURIOUS EMISSIONS19

1. GENERAL INFORMATION

1.1 Product Description for Equipment under Test (EUT)

| | |
|-------------------------------------|-------------------------------------|
| EUT Name: | Indoor Monitor |
| EUT Model: | C313W |
| Highest Operation Frequency: | 2462 MHz |
| Rated Input Voltage: | DC 12V from adapter or 48V from POE |
| Serial Number: | CR22010028-RF-S1 |
| EUT Received Date: | 2022.1.19 |
| EUT Received Status: | Good |

Accessory Information:

No.

1.2 Description of Test Configuration

1.2.1 EUT Operation Condition:

| | |
|---------------------------------|--|
| EUT Operation Mode: | The system was configured for testing in Typical Use Mode, which was provided by the manufacturer. Test Mode: Operating |
| Equipment Modifications: | No |
| EUT Exercise Software: | No |

1.2.2 Support Equipment List and Details

| Manufacturer | Description | Model | Serial Number |
|--------------|--------------|-----------------|------------------------------|
| DELL | Adapter | HA65NM130 | CN-OFPC2Y-CH200-14M-061U-A07 |
| DELL | Laptop | E6410 | GYXJ3 A00 JSD2 |
| HUAWEI | Adapter(POE) | POE35-56A | EMZBPA21103001 |
| RISUNIC | Adapter | RA040-1202000JP | N/A |
| TOTO LINK | Router | X5000R | X5000RK9T0560 |
| TaoTimeClub | Load | 100W40RJ | L03 |

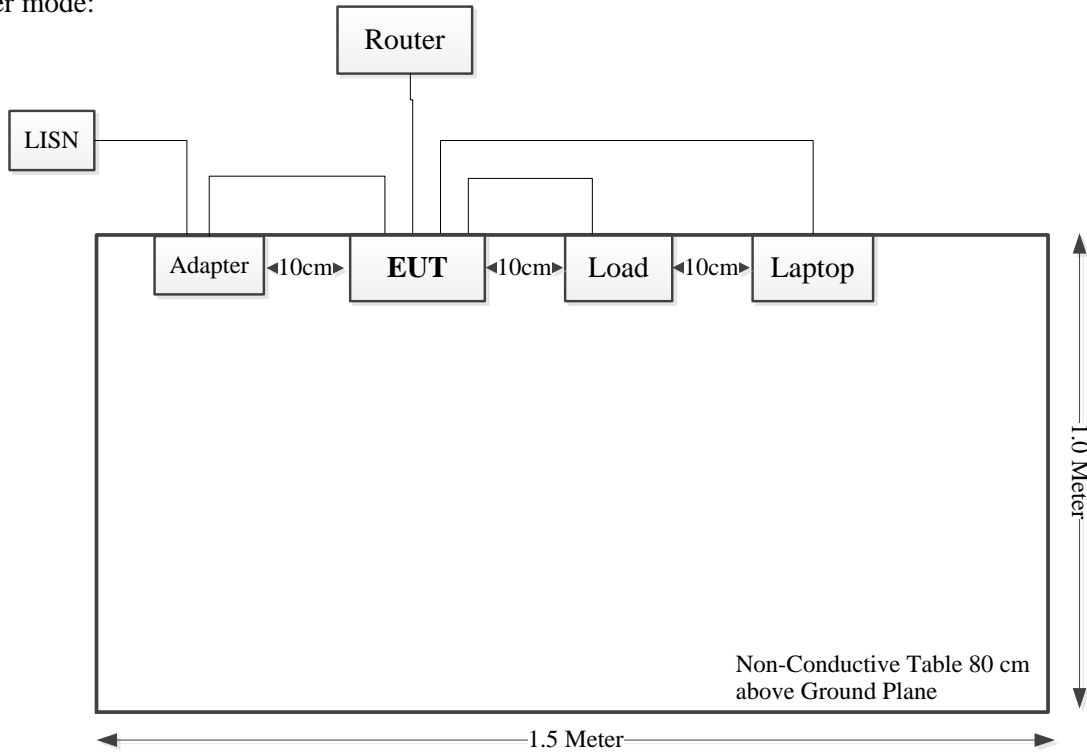
1.2.3 Support Cable List and Details

| Cable Description | Shielding Type | Ferrite Core | Length (m) | From Port | To |
|-------------------|----------------|--------------|------------|-------------|-------------|
| RJ45 Cable | No | No | 1.5 | EUT | Laptop |
| RJ45 Cable | No | Yes | 3 | EUT | Router |
| Cable | No | No | 0.3 | EUT | Load |
| Power Cable | No | No | 1 | EUT | Adapter |
| RJ45 Cable | No | No | 1 | EUT | POE Adapter |
| RJ45 Cable | No | Yes | 3 | POE Adapter | Router |
| Power Cable | No | No | 1.2 | POE Adapter | LISN |

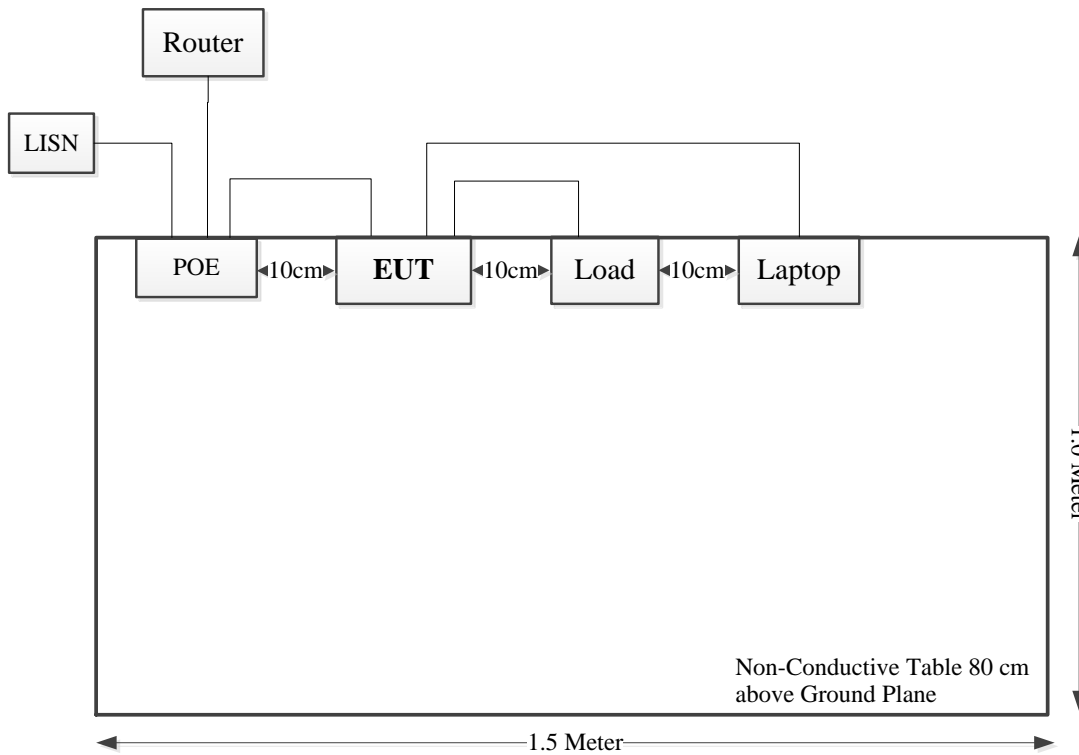
1.2.4 Block Diagram of Test Setup

Conducted emissions:

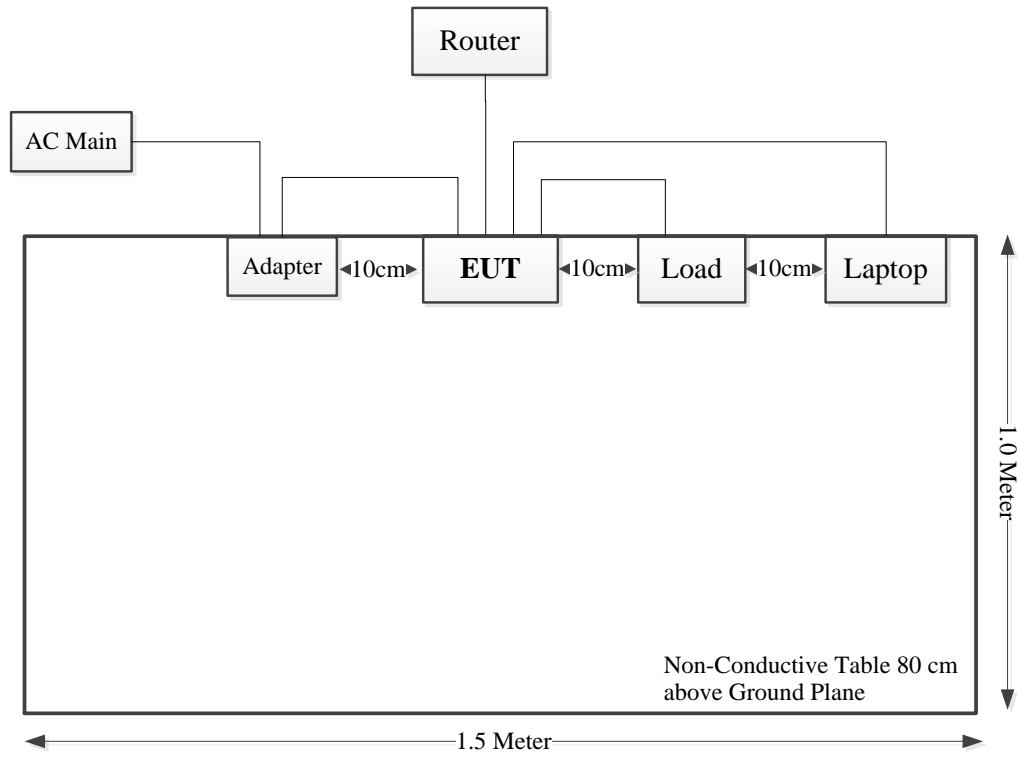
Adapter mode:



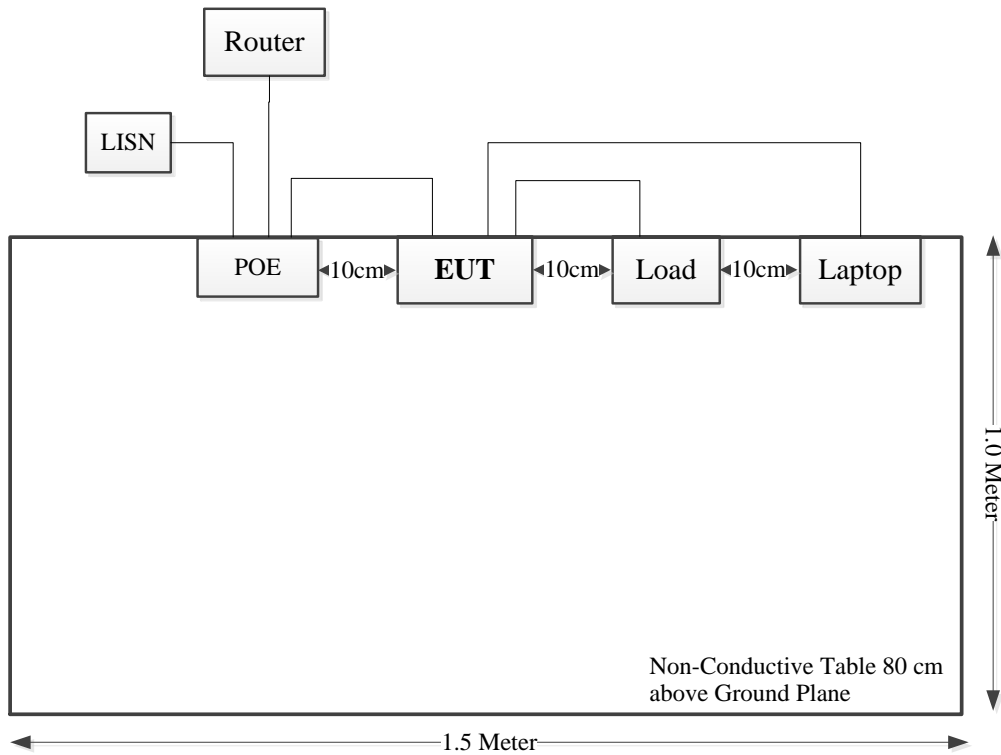
POE adapter mode:



Radiated emissions:
Adapter mode:



POE adapter mode:



1.3 Measurement Uncertainty

Otherwise required by the applicant or Product Regulations, Decision Rule in this report did not consider the uncertainty. The extended uncertainty given in this report is obtained by combining the standard uncertainty times the coverage factor K with the 95% confidence interval.

| Parameter | Measurement Uncertainty |
|-----------------------------------|---|
| Unwanted Emissions, radiated | 30M~200MHz: 4.15 dB, 200M~1GHz: 5.61 dB, 1G~6GHz: 5.14 dB, 6G~18GHz: 5.93 dB, 18G~26.5G: 5.47 dB, 26.5G~40G: 5.63 dB |
| Temperature | $\pm 1^{\circ}\text{C}$ |
| Humidity | $\pm 5\%$ |
| AC Power Lines Conducted Emission | 2.8 dB (150 kHz to 30 MHz) |

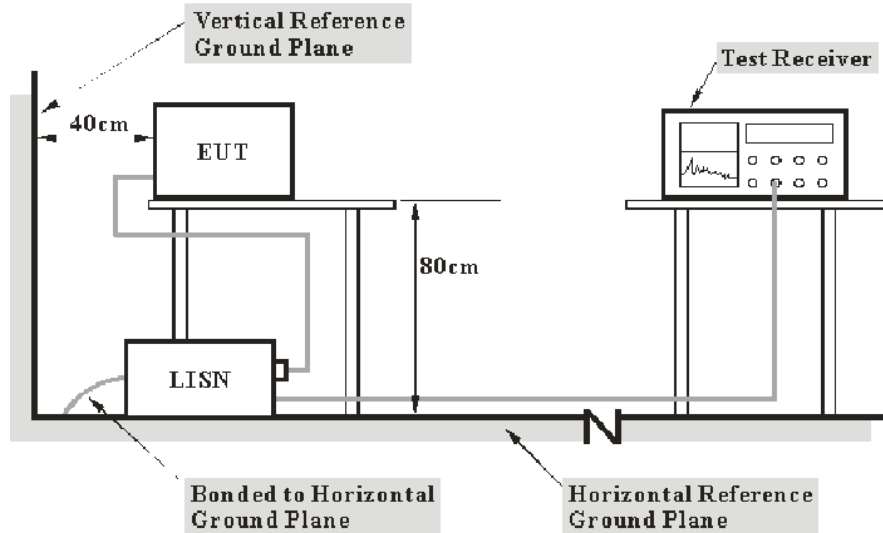
2. SUMMARY OF TEST RESULTS

| Standard(s) Section | Description of Test | Result |
|---------------------|---------------------|-----------|
| §15.107 | Conducted emissions | Compliant |
| §15.109 | Radiated emissions | Compliant |

3. REQUIREMENTS AND TEST PROCEDURES

3.1 AC Line Conducted Emissions

3.1.1 EUT Setup



- Note: 1. Support units were connected to second LISN.
 2. Both of LISNs (AMN) 80 cm from EUT and at the least 80 cm from other units and other metal planes support units.

The setup of EUT is according with per ANSI C63.4-2014 measurement procedure. The specification used was with the FCC Part 15 B Class B limits.

The external I/O cables were draped along the test table and formed a bundle 30 to 40 cm long in the middle.

The adapter was connected to the main LISN with a 120 V/60 Hz AC power source.

3.1.2 EMI Test Receiver Setup

The EMI test receiver was set to investigate the spectrum from 150 kHz to 30 MHz.

During the conducted emission test, the EMI test receiver was set with the following configurations:

| Frequency Range | IF B/W |
|------------------|--------|
| 150 kHz – 30 MHz | 9 kHz |

3.1.3 Test Procedure

During the conducted emission test, the adapter was connected to the outlet of the first LISN and the other support equipments were connected to the outlet of the second LISN.

Maximizing procedure was performed on the six (6) highest emissions of the EUT, the report shall list the six emissions with the smallest margin relative to the limit, unless the margin is greater than 20 dB.

All data was recorded in the Quasi-peak and average detection mode.

The report shall list the six emissions with the smallest margin relative to the limit, unless the margin is greater than 20 dB.

3.1.4 Corrected Amplitude & Margin Calculation

The basic equation is as follows:

Result = Reading + Factor

Factor = attenuation caused by cable loss + voltage division factor of AMN

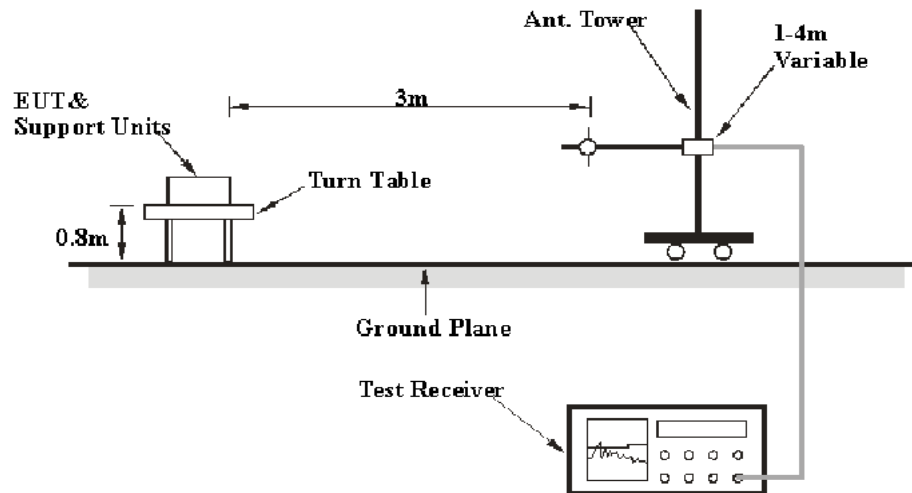
The “**Margin**” column of the following data tables indicates the degree of compliance within the applicable limit. The equation for margin calculation is as follows:

Margin = Limit – Result

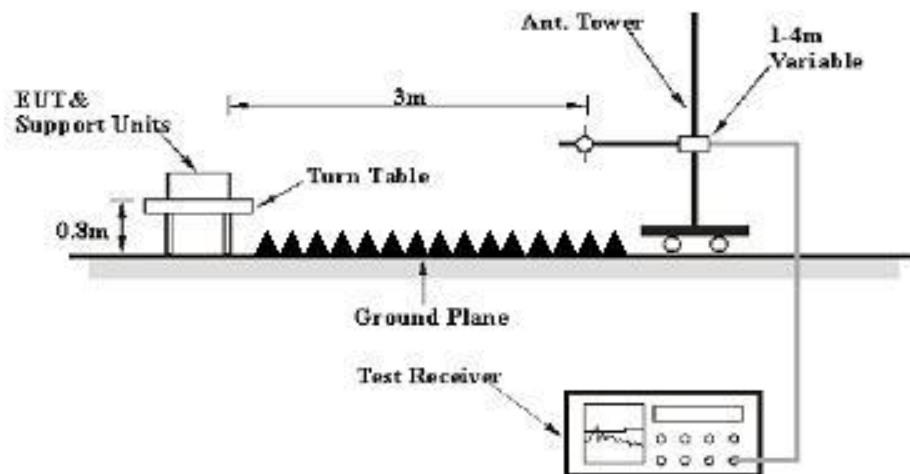
3.2 Radiation Spurious Emissions

3.2.1 EUT Setup

Below 1GHz:



Above 1GHz:



The radiated emission were performed in the 3 meters chamber test site, using the setup accordance with the ANSI C63.4-2014. The specification used was with the FCC Part 15 B Class B limits.

3.2.2 EMI Test Receiver Setup

The system was investigated from 30 MHz to 13 GHz.

During the radiated emission test, the EMI test receiver was set with the following configurations:

| Frequency Range | RBW | Video B/W | IF B/W | Measurement |
|-------------------|---------|-------------------------|---------|-------------|
| 30 MHz – 1000 MHz | 120 kHz | 300 kHz | 120 kHz | QP |
| Above 1 GHz | 1 MHz | 3 MHz | / | Peak |
| | 1 MHz | Reduced video bandwidth | / | AVG |

If the maximized peak measured value complies with under the limit more than 6dB, then it is unnecessary to perform an QP/Average measurement.

3.2.3 Test Procedure

During the radiated emissions, the adapter was connected to the first AC floor outlet and the other support equipments were connected to the second AC floor outlet.

Maximizing procedure was performed on the highest emissions to ensure that the EUT complied with all installation combinations.

The data was recorded in the Quasi-peak detection mode for below 1 GHz, peak and average detection mode above 1 GHz.

All emissions under the average limit and under the noise floor have not recorded in the report.

3.2.4 Corrected Amplitude & Margin Calculation

The basic equation is as follows:

Result = Reading + Factor

Factor = Antenna Factor + Cable Loss- Amplifier Gain

The “**Margin**” column of the following data tables indicates the degree of compliance within the applicable limit. The equation for margin calculation is as follows:

Margin = Limit – Result

4. TEST DATA AND RESULTS

4.1 AC Line Conducted Emissions

| | | | |
|----------------|------------------|--------------|-----------------------|
| Serial Number: | CR22010028-RF-S1 | Test Date: | 2022-02-21~2022-02-22 |
| Test Site: | CE | Test Mode: | Transmitting |
| Tester: | Nick Tang | Test Result: | Pass |

Environmental Conditions:

| | | | | | |
|----------------------|-----------|------------------------------|-------|------------------------|-------------|
| Temperature: (°C) | 15.1~15.4 | Relative Humidity: (%) | 64~67 | ATM Pressure: (kPa) | 101.7~101.8 |
|----------------------|-----------|------------------------------|-------|------------------------|-------------|

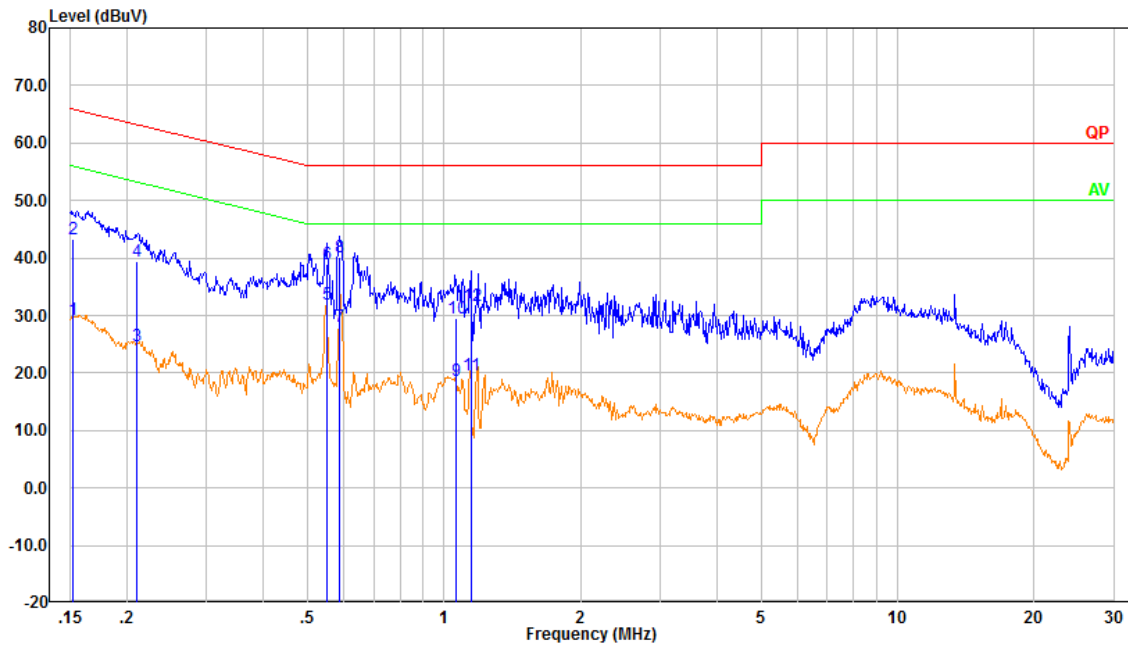
Test Equipment List and Details:

| Manufacturer | Description | Model | Serial Number | Calibration Date | Calibration Due Date |
|--------------|-------------------|---------|---------------|------------------|----------------------|
| R&S | LISN | ENV216 | 101134 | 2021-04-25 | 2022-04-24 |
| R&S | EMI Test Receiver | ESR3 | 102726 | 2021-07-22 | 2022-07-21 |
| MICRO-COAX | Coaxial Cable | UTIFLEX | C-0200-01 | 2021-08-08 | 2022-08-07 |
| Audix | Test Software | E3 | 190306 (V9) | N/A | N/A |

** Statement of Traceability: China Certification ICT Co., Ltd (Dongguan) attests that all calibrations have been performed, traceable to National Primary Standards and International System of Units (SI).*

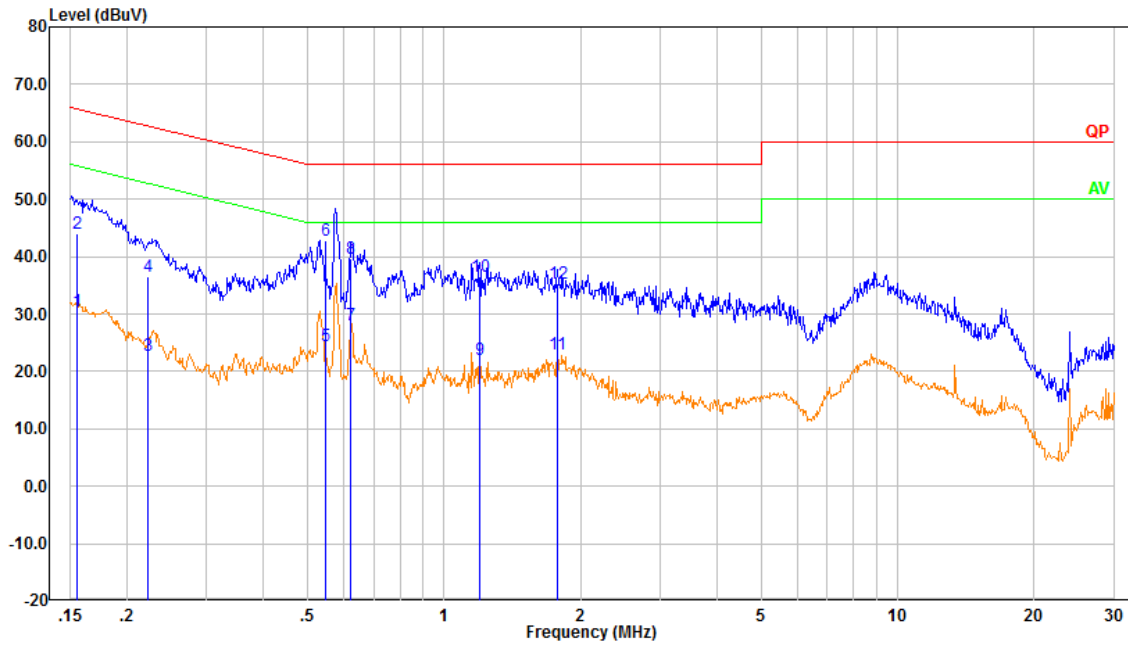
Adapter mode:

Line:



| No. | Frequency (MHz) | Reading (dBμV) | Factor (dB) | Result (dBμV) | Limit (dBμV) | Margin (dB) | Detector |
|-----|-----------------|----------------|-------------|---------------|--------------|-------------|----------|
| 1 | 0.152 | 19.65 | 9.61 | 29.26 | 55.89 | 26.63 | Average |
| 2 | 0.152 | 33.76 | 9.61 | 43.37 | 65.89 | 22.52 | QP |
| 3 | 0.210 | 14.96 | 9.61 | 24.57 | 53.21 | 28.64 | Average |
| 4 | 0.210 | 29.92 | 9.61 | 39.53 | 63.21 | 23.68 | QP |
| 5 | 0.551 | 22.28 | 9.62 | 31.90 | 46.00 | 14.10 | Average |
| 6 | 0.551 | 29.25 | 9.62 | 38.87 | 56.00 | 17.13 | QP |
| 7 | 0.587 | 18.55 | 9.62 | 28.16 | 46.00 | 17.84 | Average |
| 8 | 0.587 | 30.55 | 9.62 | 40.17 | 56.00 | 15.83 | QP |
| 9 | 1.062 | 8.95 | 9.62 | 18.57 | 46.00 | 27.43 | Average |
| 10 | 1.062 | 19.88 | 9.62 | 29.50 | 56.00 | 26.50 | QP |
| 11 | 1.147 | 9.94 | 9.62 | 19.56 | 46.00 | 26.44 | Average |
| 12 | 1.147 | 22.07 | 9.62 | 31.69 | 56.00 | 24.31 | QP |

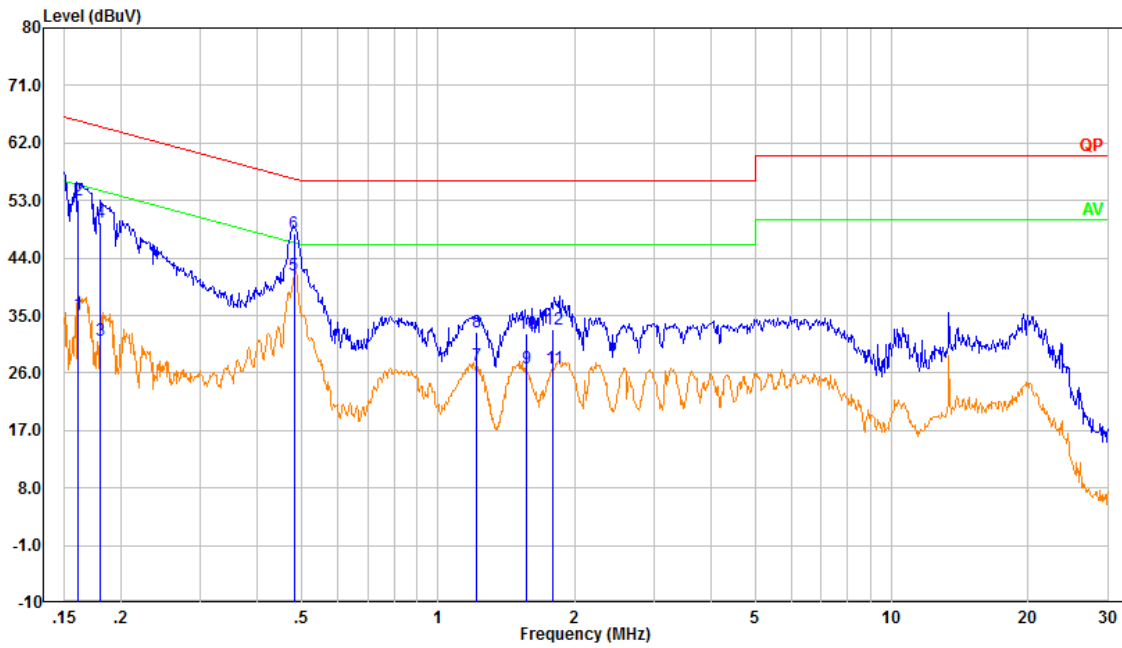
Neutral:



| No. | Frequency (MHz) | Reading (dBμV) | Factor (dB) | Result (dBμV) | Limit (dBμV) | Margin (dB) | Detector |
|-----|-----------------|----------------|-------------|---------------|--------------|-------------|----------|
| 1 | 0.156 | 20.83 | 9.61 | 30.44 | 55.69 | 25.25 | Average |
| 2 | 0.156 | 34.47 | 9.61 | 44.08 | 65.69 | 21.61 | QP |
| 3 | 0.222 | 13.15 | 9.61 | 22.76 | 52.75 | 29.99 | Average |
| 4 | 0.222 | 26.80 | 9.61 | 36.41 | 62.75 | 26.34 | QP |
| 5 | 0.547 | 14.79 | 9.61 | 24.41 | 46.00 | 21.59 | Average |
| 6 | 0.547 | 33.24 | 9.61 | 42.86 | 56.00 | 13.14 | QP |
| 7 | 0.623 | 18.52 | 9.62 | 28.14 | 46.00 | 17.86 | Average |
| 8 | 0.623 | 30.09 | 9.62 | 39.71 | 56.00 | 16.29 | QP |
| 9 | 1.201 | 12.34 | 9.62 | 21.96 | 46.00 | 24.04 | Average |
| 10 | 1.201 | 26.89 | 9.62 | 36.51 | 56.00 | 19.49 | QP |
| 11 | 1.778 | 13.28 | 9.63 | 22.91 | 46.00 | 23.09 | Average |
| 12 | 1.778 | 25.58 | 9.63 | 35.21 | 56.00 | 20.79 | QP |

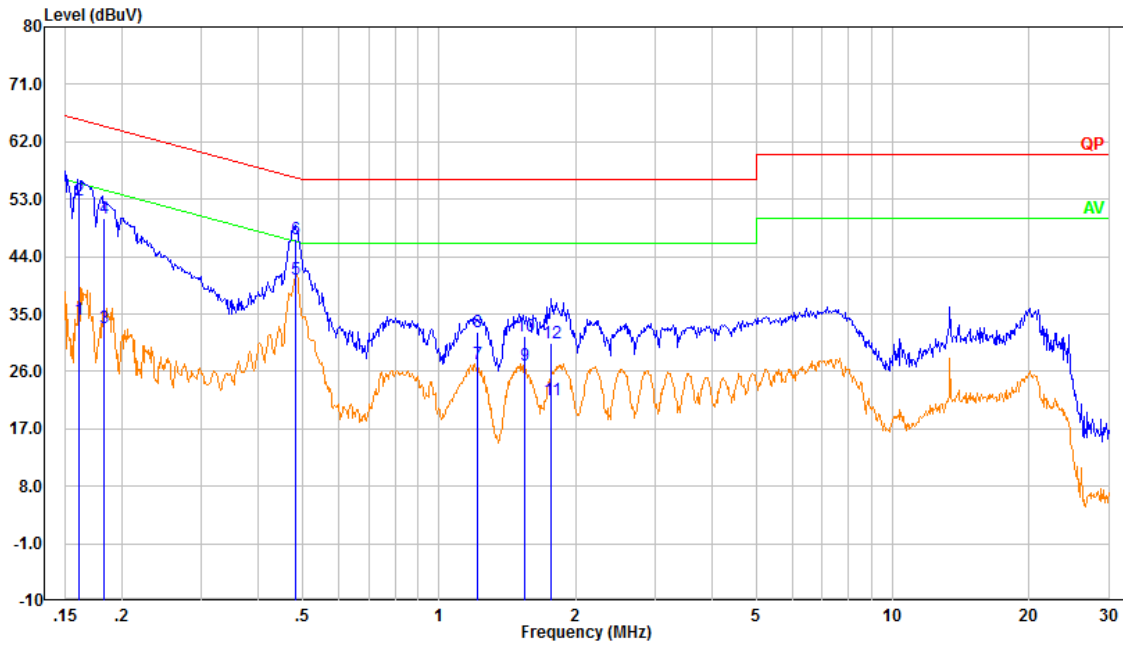
POE adapter mode:

Line:



| No. | Frequency (MHz) | Reading (dBμV) | Factor (dB) | Result (dBμV) | Limit (dBμV) | Margin (dB) | Detector |
|-----|-----------------|----------------|-------------|---------------|--------------|-------------|----------|
| 1 | 0.161 | 25.63 | 9.61 | 35.24 | 55.39 | 20.15 | Average |
| 2 | 0.161 | 43.52 | 9.61 | 53.13 | 65.39 | 12.26 | QP |
| 3 | 0.180 | 21.57 | 9.61 | 31.18 | 54.49 | 23.31 | Average |
| 4 | 0.180 | 40.02 | 9.61 | 49.63 | 64.49 | 14.86 | QP |
| 5 | 0.481 | 31.64 | 9.61 | 41.25 | 46.31 | 5.06 | Average |
| 6 | 0.481 | 38.17 | 9.61 | 47.78 | 56.31 | 8.53 | QP |
| 7 | 1.217 | 17.49 | 9.62 | 27.11 | 46.00 | 18.89 | Average |
| 8 | 1.217 | 22.76 | 9.62 | 32.39 | 56.00 | 23.61 | QP |
| 9 | 1.562 | 17.01 | 9.63 | 26.64 | 46.00 | 19.36 | Average |
| 10 | 1.562 | 22.58 | 9.63 | 32.21 | 56.00 | 23.79 | QP |
| 11 | 1.794 | 17.12 | 9.63 | 26.75 | 46.00 | 19.25 | Average |
| 12 | 1.794 | 23.24 | 9.63 | 32.87 | 56.00 | 23.13 | QP |

Neutral:



| No. | Frequency (MHz) | Reading (dBμV) | Factor (dB) | Result (dBμV) | Limit (dBμV) | Margin (dB) | Detector |
|-----|-----------------|----------------|-------------|---------------|--------------|-------------|----------|
| 1 | 0.161 | 24.46 | 9.61 | 34.07 | 55.42 | 21.35 | Average |
| 2 | 0.161 | 43.24 | 9.61 | 52.85 | 65.42 | 12.57 | QP |
| 3 | 0.183 | 23.25 | 9.61 | 32.86 | 54.37 | 21.51 | Average |
| 4 | 0.183 | 40.29 | 9.61 | 49.90 | 64.37 | 14.47 | QP |
| 5 | 0.482 | 30.87 | 9.61 | 40.48 | 46.30 | 5.82 | Average |
| 6 | 0.482 | 37.16 | 9.61 | 46.77 | 56.30 | 9.53 | QP |
| 7 | 1.219 | 17.51 | 9.62 | 27.13 | 46.00 | 18.87 | Average |
| 8 | 1.219 | 22.52 | 9.62 | 32.15 | 56.00 | 23.85 | QP |
| 9 | 1.541 | 17.36 | 9.63 | 26.99 | 46.00 | 19.01 | Average |
| 10 | 1.541 | 21.97 | 9.63 | 31.60 | 56.00 | 24.40 | QP |
| 11 | 1.768 | 11.91 | 9.63 | 21.53 | 46.00 | 24.47 | Average |
| 12 | 1.768 | 20.75 | 9.63 | 30.38 | 56.00 | 25.62 | QP |

4.2 Radiation Spurious Emissions

| | | | |
|----------------|-----------------------|--------------|------------|
| Serial Number: | CR22010028-RF-S1 | Test Date: | 2022-02-23 |
| Test Site: | 966-1, 966-2 | Test Mode: | Operating |
| Tester: | Great Qiao, Tommy Luo | Test Result: | Pass |

Environmental Conditions:

| | | | | | |
|----------------------|-----------|------------------------------|-------|------------------------|-------|
| Temperature: (°C) | 14.5~17.5 | Relative Humidity: (%) | 53~60 | ATM Pressure: (kPa) | 102.1 |
|----------------------|-----------|------------------------------|-------|------------------------|-------|

Test Equipment List and Details:

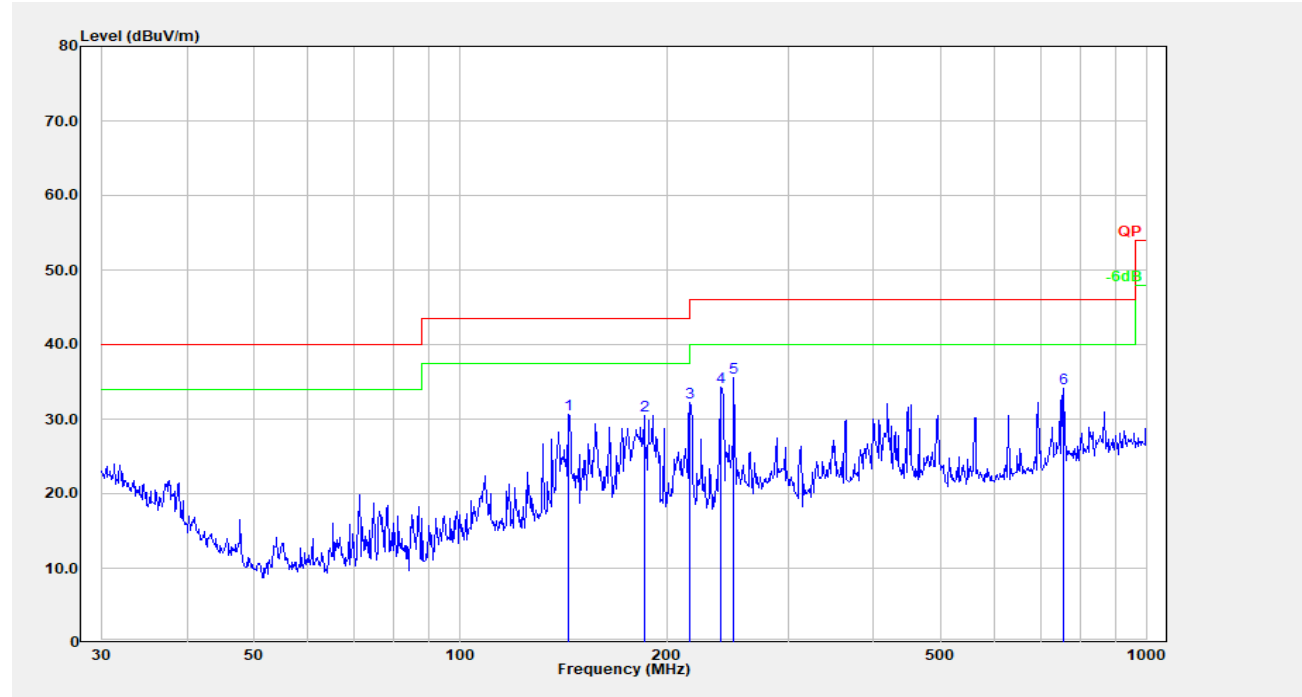
| Manufacturer | Description | Model | Serial Number | Calibration Date | Calibration Due Date |
|-----------------|-----------------------|-----------------------|---------------|------------------|----------------------|
| Sunol Sciences | Antenna | JB6 | A082520-5 | 2020-10-19 | 2023-10-18 |
| R&S | EMI Test Receiver | ESR3 | 102724 | 2021-07-22 | 2022-07-21 |
| TIMES MICROWAVE | Coaxial Cable | LMR-600-UltraFlex | C-0470-02 | 2021-07-18 | 2022-07-17 |
| TIMES MICROWAVE | Coaxial Cable | LMR-600-UltraFlex | C-0780-01 | 2021-07-18 | 2022-07-17 |
| Sonoma | Amplifier | 310N | 186165 | 2021-07-18 | 2022-07-17 |
| Audix | Test Software | E3 | 201021 (V9) | N/A | N/A |
| ETS-Lindgren | Horn Antenna | 3115 | 9912-5985 | 2020-10-13 | 2023-10-12 |
| R&S | Spectrum Analyzer | FSV40 | 101591 | 2021-07-22 | 2022-07-21 |
| MICRO-COAX | Coaxial Cable | UFA210A-1-1200-70U300 | 217423-008 | 2021-08-08 | 2022-08-07 |
| MICRO-COAX | Coaxial Cable | UFA210A-1-2362-300300 | 235780-001 | 2021-08-08 | 2022-08-07 |
| Mini | Pre-amplifier | ZVA-183-S+ | 5969001149 | 2021-11-10 | 2022-11-09 |
| Audix | Test Software | E3 | 201021 (V9) | N/A | N/A |
| E-Microwave | Band Rejection Filter | 2400-2483.5MHz | OE01902424 | 2021-08-08 | 2022-08-07 |

* Statement of Traceability: China Certification ICT Co., Ltd (Dongguan) attests that all calibrations have been performed, traceable to National Primary Standards and International System of Units (SI).

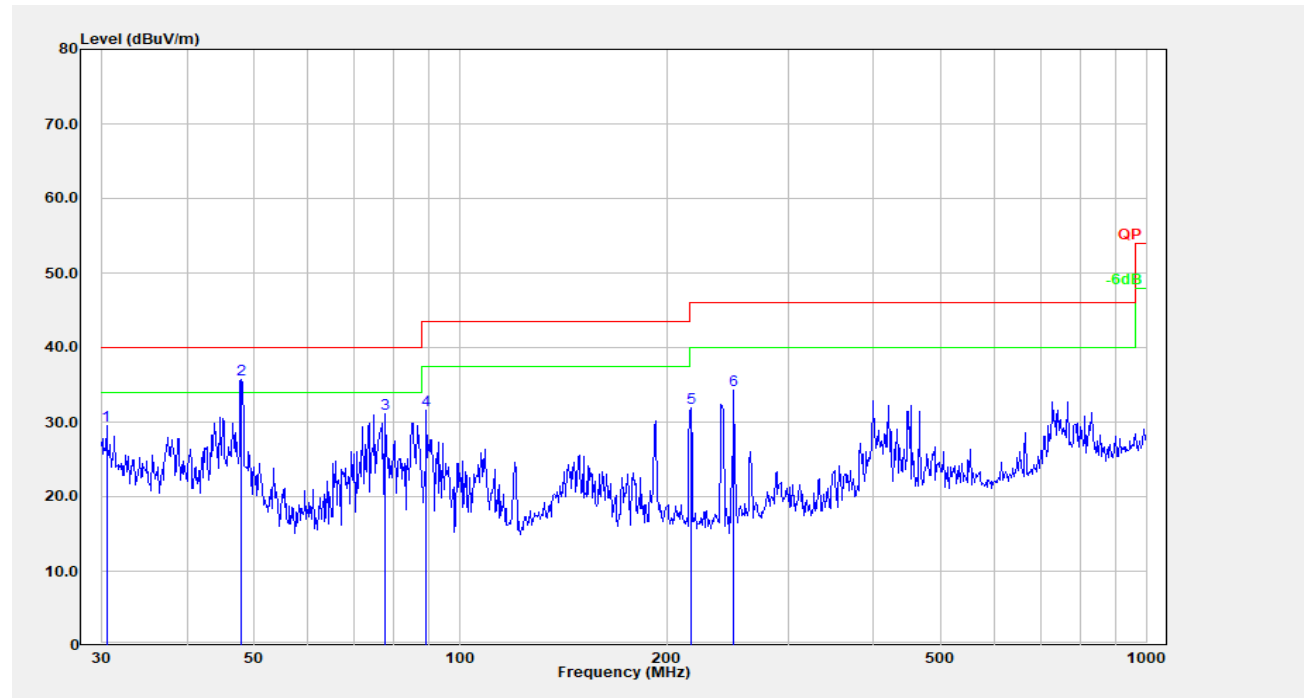
1) 30MHz-1GHz:

Adapter mode:

Horizontal:



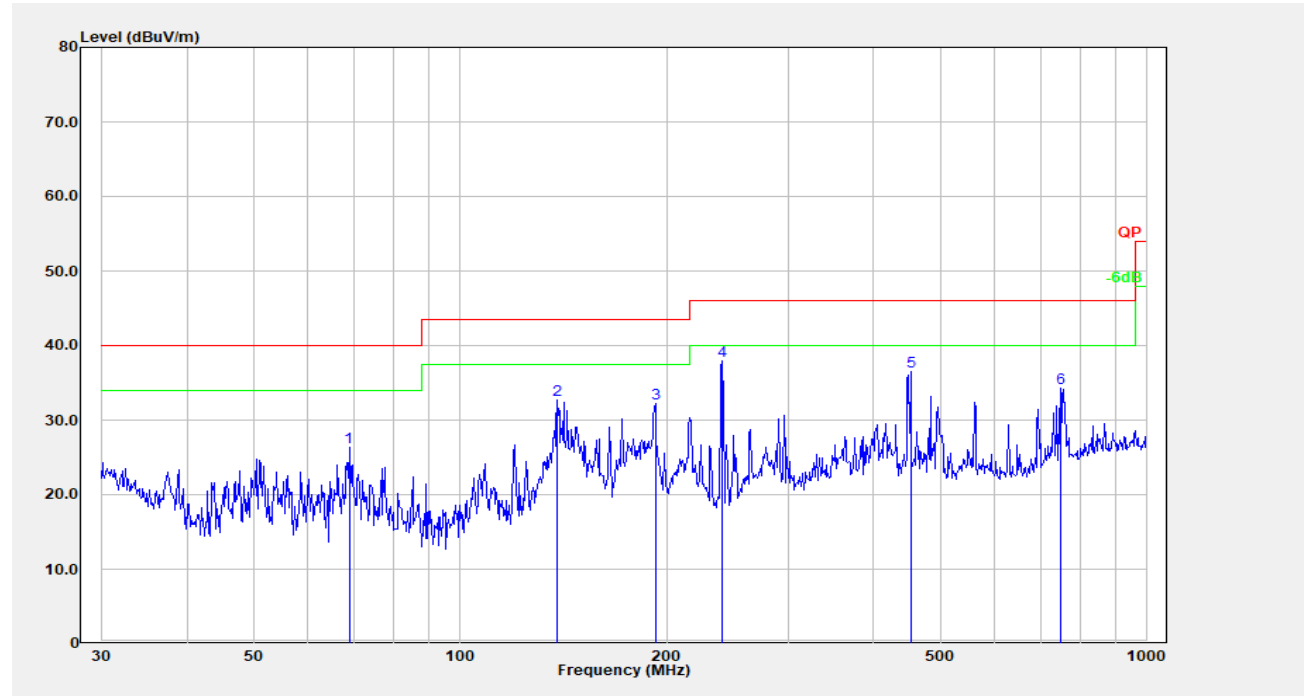
| No. | Frequency (MHz) | Reading (dB μ V) | Factor (dB/m) | Result (dB μ V/m) | Limit (dB μ V/m) | Margin (dB) | Detector |
|-----|-----------------|----------------------|---------------|-----------------------|----------------------|-------------|----------|
| 1 | 143.830 | 42.80 | -12.20 | 30.59 | 43.50 | 12.91 | Peak |
| 2 | 185.138 | 44.21 | -13.71 | 30.50 | 43.50 | 13.00 | Peak |
| 3 | 216.024 | 45.06 | -12.83 | 32.23 | 46.00 | 13.77 | Peak |
| 4 | 239.987 | 47.48 | -13.17 | 34.31 | 46.00 | 11.69 | Peak |
| 5 | 250.301 | 48.73 | -13.25 | 35.48 | 46.00 | 10.52 | Peak |
| 6 | 755.387 | 37.36 | -3.25 | 34.12 | 46.00 | 11.88 | Peak |

Vertical:

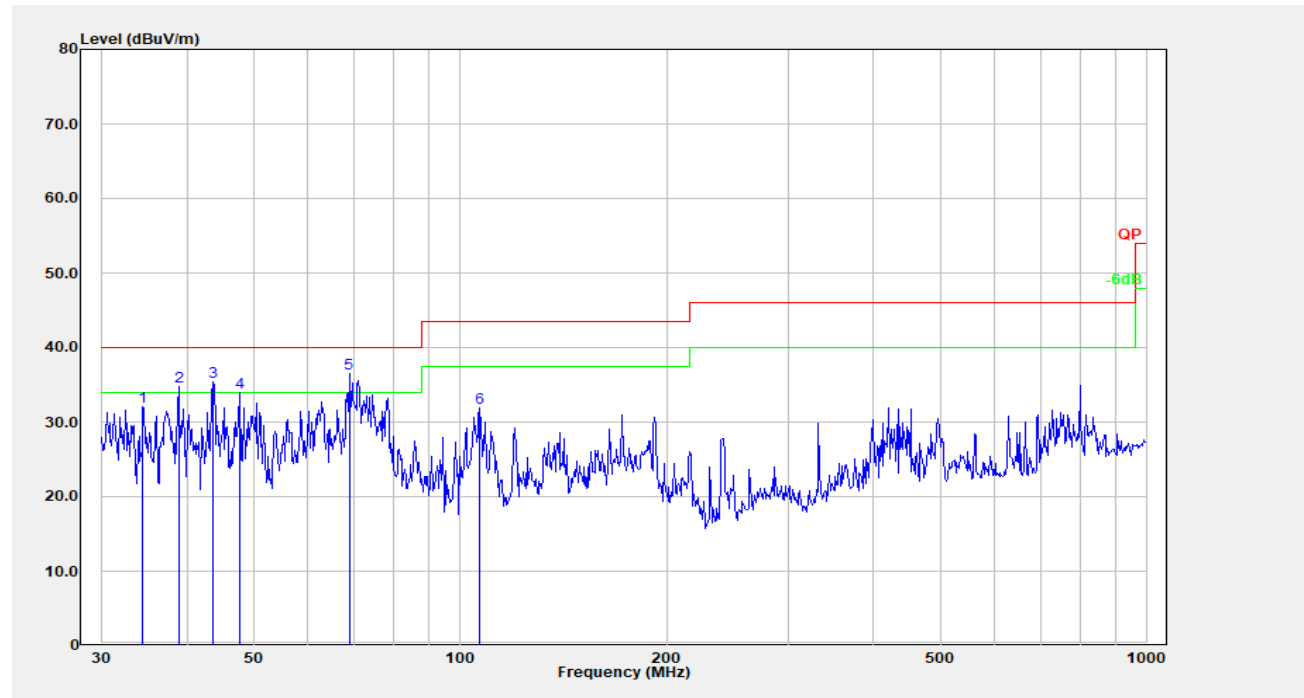
| No. | Frequency (MHz) | Reading (dB μ V) | Factor (dB/m) | Result (dB μ V/m) | Limit (dB μ V/m) | Margin (dB) | Detector |
|-----|-----------------|----------------------|---------------|-----------------------|----------------------|-------------|----------|
| 1 | 30.531 | 33.73 | -4.20 | 29.53 | 40.00 | 10.47 | Peak |
| 2 | 47.994 | 52.00 | -16.24 | 35.76 | 40.00 | 4.24 | QP |
| 3 | 77.593 | 48.58 | -17.46 | 31.12 | 40.00 | 8.88 | Peak |
| 4 | 89.276 | 48.86 | -17.23 | 31.63 | 43.50 | 11.87 | Peak |
| 5 | 216.783 | 44.70 | -12.86 | 31.84 | 46.00 | 14.16 | Peak |
| 6 | 250.301 | 47.49 | -13.25 | 34.23 | 46.00 | 11.77 | Peak |

POE adapter mode:

Horizontal:



| No. | Frequency (MHz) | Reading (dB μ V) | Factor (dB/m) | Result (dB μ V/m) | Limit (dB μ V/m) | Margin (dB) | Detector |
|-----|-----------------|----------------------|---------------|-----------------------|----------------------|-------------|----------|
| 1 | 68.872 | 43.20 | -16.85 | 26.35 | 40.00 | 13.65 | Peak |
| 2 | 138.387 | 44.71 | -12.06 | 32.65 | 43.50 | 10.85 | Peak |
| 3 | 192.419 | 45.56 | -13.29 | 32.28 | 43.50 | 11.22 | Peak |
| 4 | 240.830 | 51.06 | -13.16 | 37.90 | 46.00 | 8.10 | Peak |
| 5 | 452.720 | 43.62 | -7.08 | 36.55 | 46.00 | 9.45 | Peak |
| 6 | 747.483 | 37.51 | -3.17 | 34.34 | 46.00 | 11.66 | Peak |

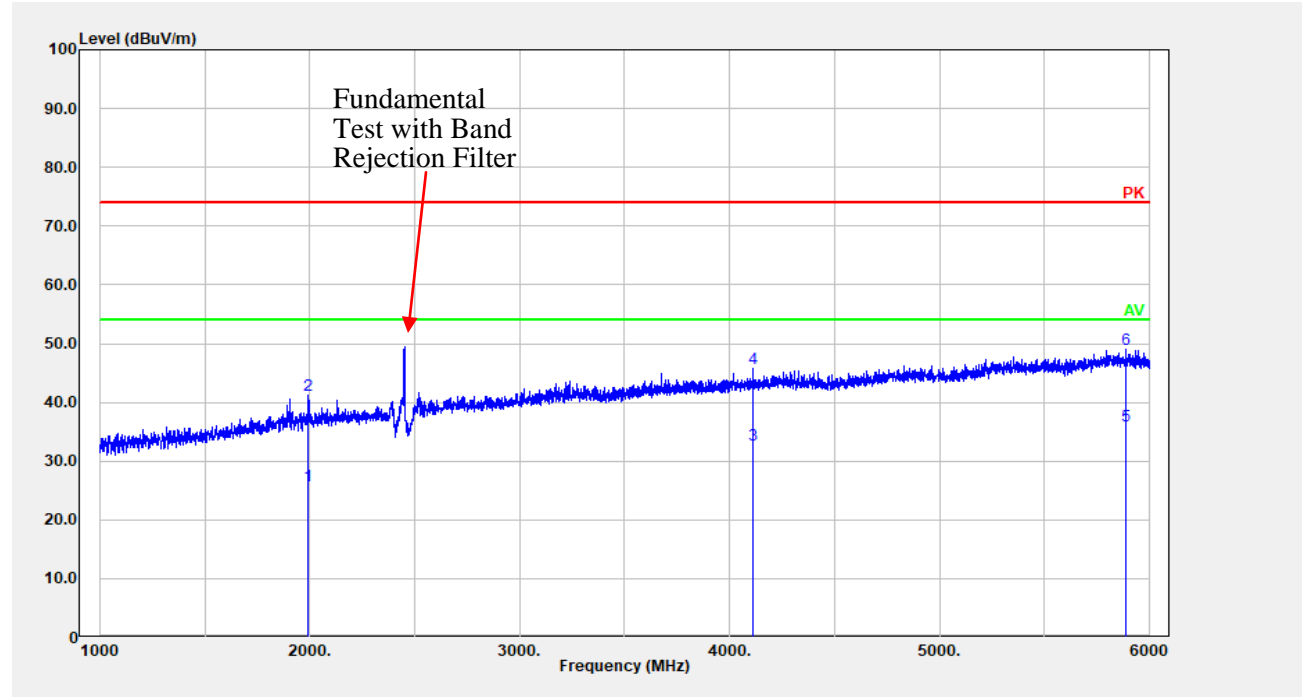
Vertical:

| No. | Frequency (MHz) | Reading (dB μ V) | Factor (dB/m) | Result (dB μ V/m) | Limit (dB μ V/m) | Margin (dB) | Detector |
|-----|--------------------|-------------------------|------------------|--------------------------|-------------------------|----------------|----------|
| 1 | 34.517 | 39.31 | -7.28 | 32.03 | 40.00 | 7.97 | Peak |
| 2 | 38.888 | 45.46 | -10.63 | 34.83 | 40.00 | 5.17 | QP |
| 3 | 43.659 | 49.05 | -13.70 | 35.34 | 40.00 | 4.66 | QP |
| 4 | 47.659 | 50.02 | -16.04 | 33.98 | 40.00 | 6.02 | Peak |
| 5 | 68.872 | 53.42 | -16.85 | 36.57 | 40.00 | 3.43 | QP |
| 6 | 106.759 | 45.20 | -13.22 | 31.98 | 43.50 | 11.52 | Peak |

2) Above 1GHz

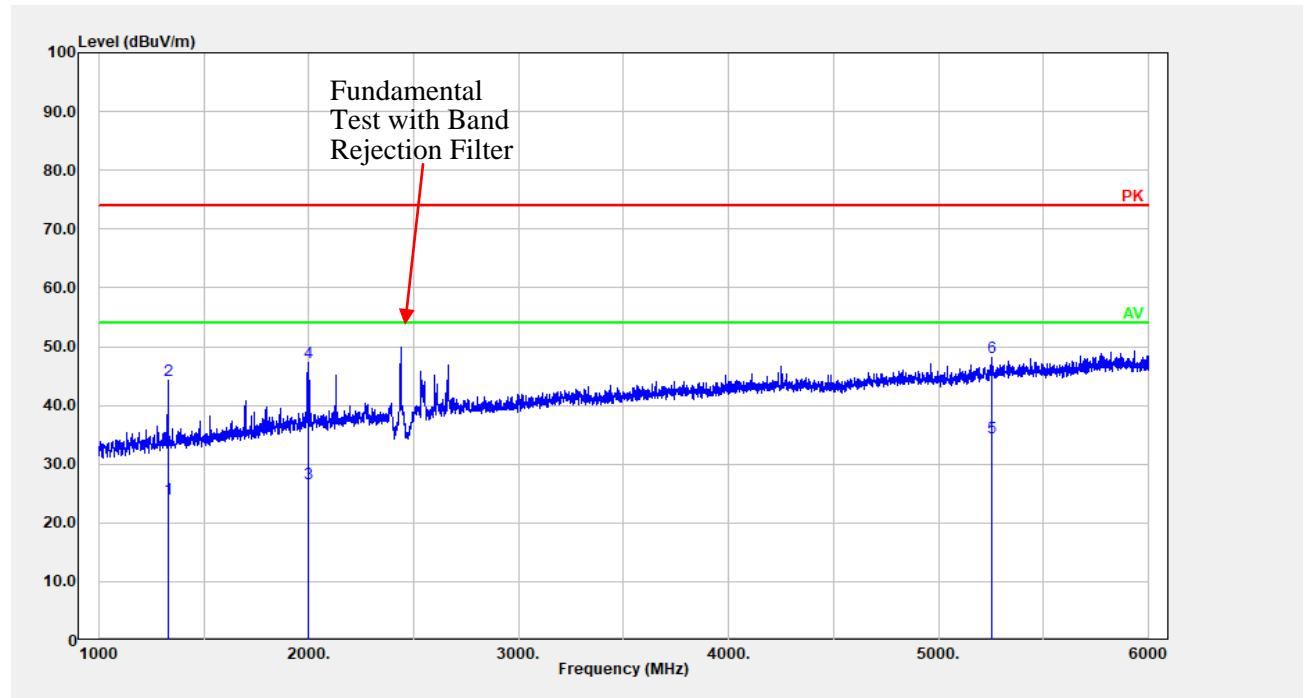
Adapter mode:

Horizontal:

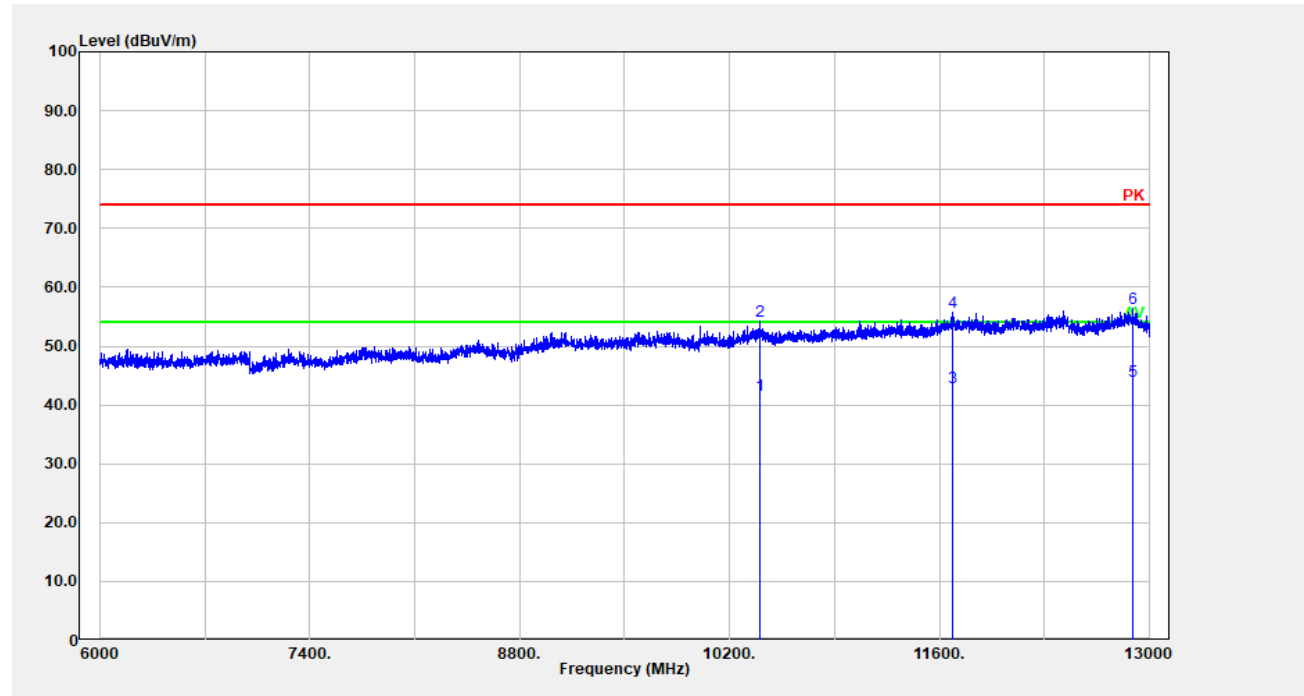


| No. | Frequency (MHz) | Reading (dB μ V) | Factor (dB/m) | Result (dB μ V/m) | Limit (dB μ V/m) | Margin (dB) | Detector |
|-----|-----------------|----------------------|---------------|-----------------------|----------------------|-------------|----------|
| 1 | 1991.198 | 23.52 | 2.28 | 25.80 | 54.00 | 28.20 | Average |
| 2 | 1991.198 | 38.83 | 2.28 | 41.11 | 74.00 | 32.89 | Peak |
| 3 | 4111.623 | 23.14 | 9.55 | 32.69 | 54.00 | 21.31 | Average |
| 4 | 4111.623 | 36.22 | 9.55 | 45.77 | 74.00 | 28.23 | Peak |
| 5 | 5886.978 | 22.83 | 13.19 | 36.02 | 54.00 | 17.98 | Average |
| 6 | 5886.978 | 35.91 | 13.19 | 49.10 | 74.00 | 24.90 | Peak |

Vertical:

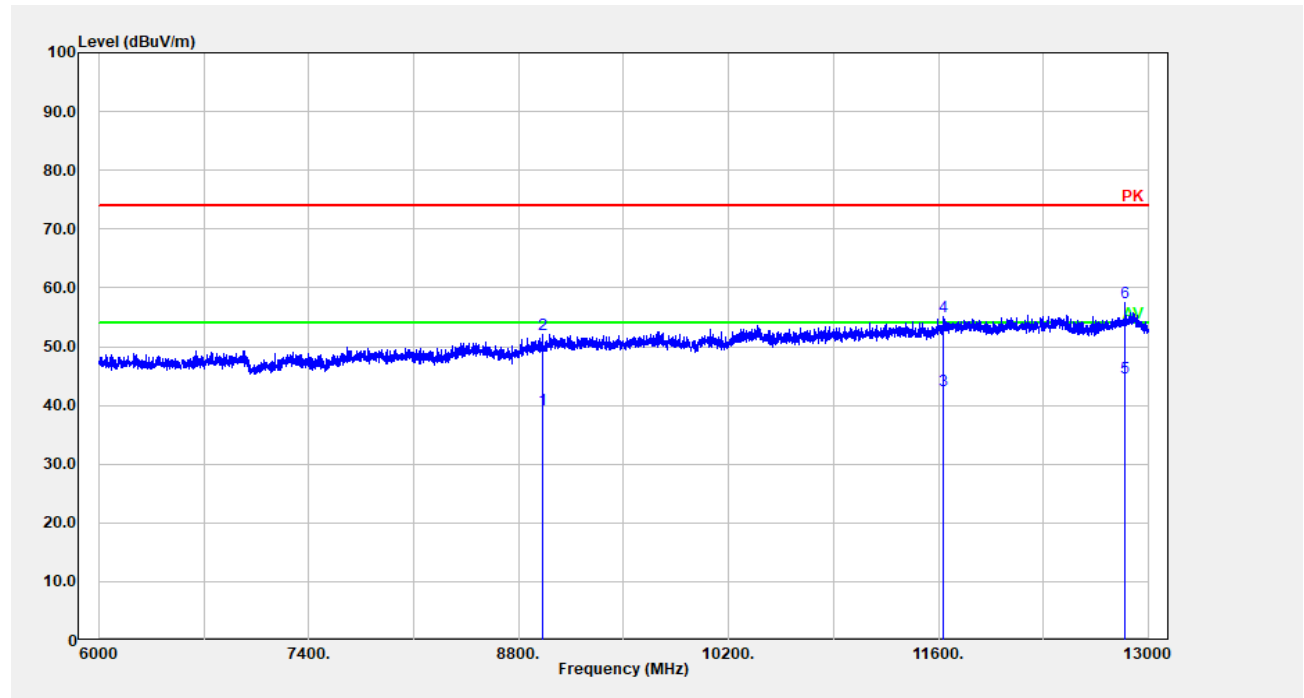


| No. | Frequency (MHz) | Reading (dB μ V) | Factor (dB/m) | Result (dB μ V/m) | Limit (dB μ V/m) | Margin (dB) | Detector |
|-----|-----------------|----------------------|---------------|-----------------------|----------------------|-------------|----------|
| 1 | 1327.065 | 25.63 | -1.45 | 24.18 | 54.00 | 29.82 | Average |
| 2 | 1327.065 | 45.68 | -1.45 | 44.23 | 74.00 | 29.77 | Peak |
| 3 | 1999.200 | 24.36 | 2.32 | 26.68 | 54.00 | 27.32 | Average |
| 4 | 1999.200 | 44.91 | 2.32 | 47.23 | 74.00 | 26.77 | Peak |
| 5 | 5254.851 | 22.59 | 11.94 | 34.53 | 54.00 | 19.47 | Average |
| 6 | 5254.851 | 36.24 | 11.94 | 48.18 | 74.00 | 25.82 | Peak |

Horizontal:

| No. | Frequency (MHz) | Reading (dB μ V) | Factor (dB/m) | Result (dB μ V/m) | Limit (dB μ V/m) | Margin (dB) | Detector |
|-----|-----------------|----------------------|---------------|-----------------------|----------------------|-------------|----------|
| 1 | 10401.080 | 22.43 | 19.16 | 41.59 | 54.00 | 12.41 | Average |
| 2 | 10401.080 | 35.06 | 19.16 | 54.22 | 74.00 | 19.78 | Peak |
| 3 | 11689.340 | 21.85 | 21.19 | 43.04 | 54.00 | 10.96 | Average |
| 4 | 11689.340 | 34.63 | 21.19 | 55.82 | 74.00 | 18.18 | Peak |
| 5 | 12892.180 | 21.76 | 22.27 | 44.03 | 54.00 | 9.97 | Average |
| 6 | 12892.180 | 34.04 | 22.27 | 56.31 | 74.00 | 17.69 | Peak |

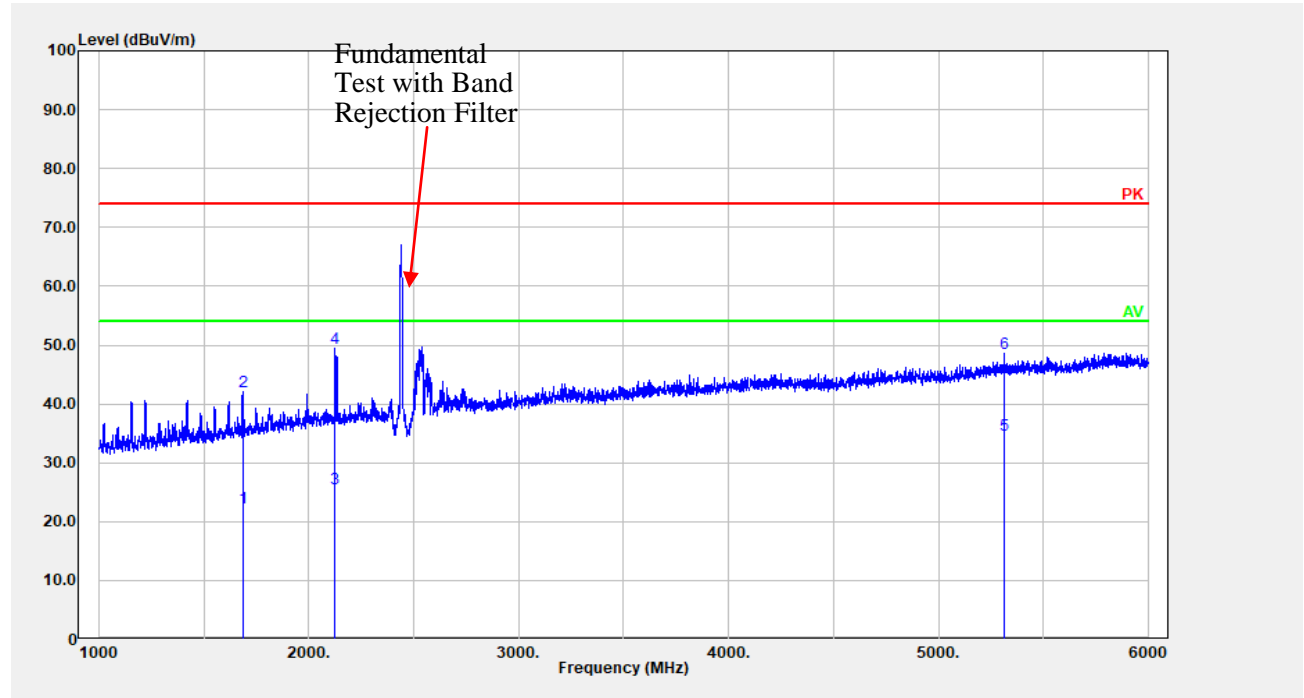
Vertical:



| No. | Frequency (MHz) | Reading (dBμV) | Factor (dB/m) | Result (dBμV/m) | Limit (dBμV/m) | Margin (dB) | Detector |
|-----|-----------------|----------------|---------------|-----------------|----------------|-------------|----------|
| 1 | 8955.991 | 21.93 | 17.35 | 39.28 | 54.00 | 14.72 | Average |
| 2 | 8955.991 | 34.72 | 17.35 | 52.07 | 74.00 | 21.93 | Peak |
| 3 | 11636.130 | 21.57 | 21.02 | 42.59 | 54.00 | 11.41 | Average |
| 4 | 11636.130 | 34.16 | 21.02 | 55.18 | 74.00 | 18.82 | Peak |
| 5 | 12841.770 | 22.61 | 22.06 | 44.67 | 54.00 | 9.33 | Average |
| 6 | 12841.770 | 35.32 | 22.06 | 57.38 | 74.00 | 16.62 | Peak |

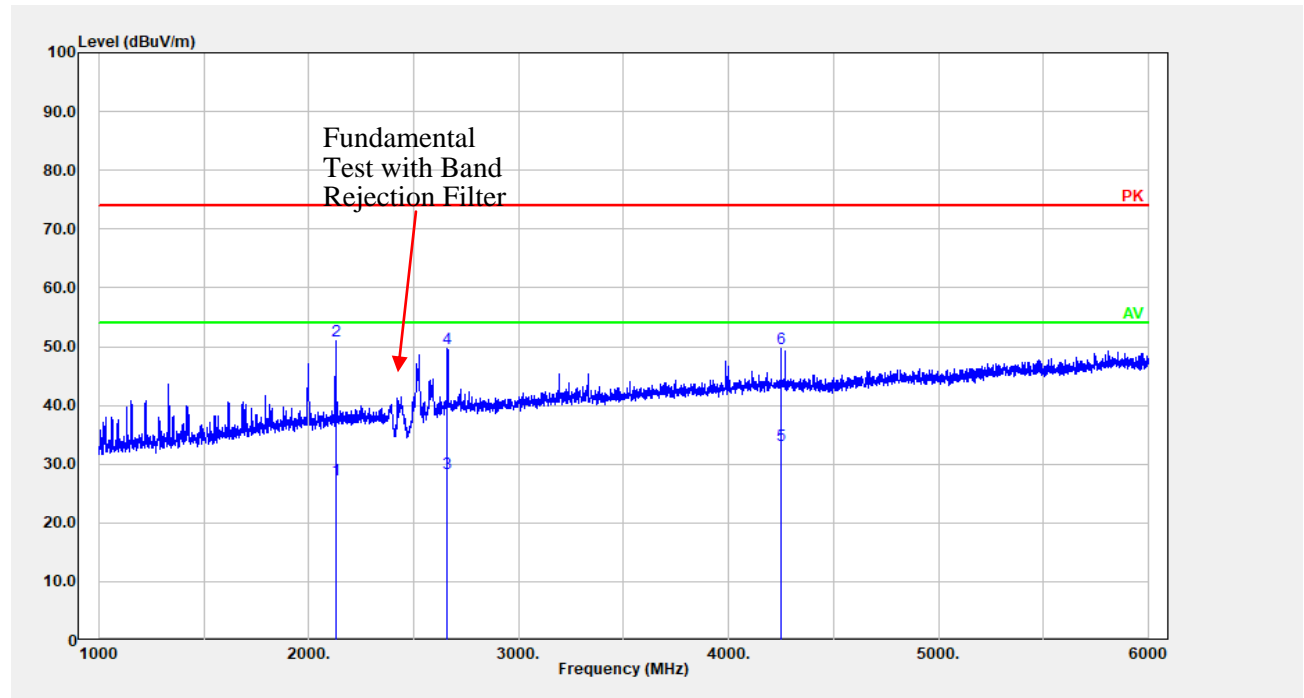
POE adapter mode:

Horizontal:

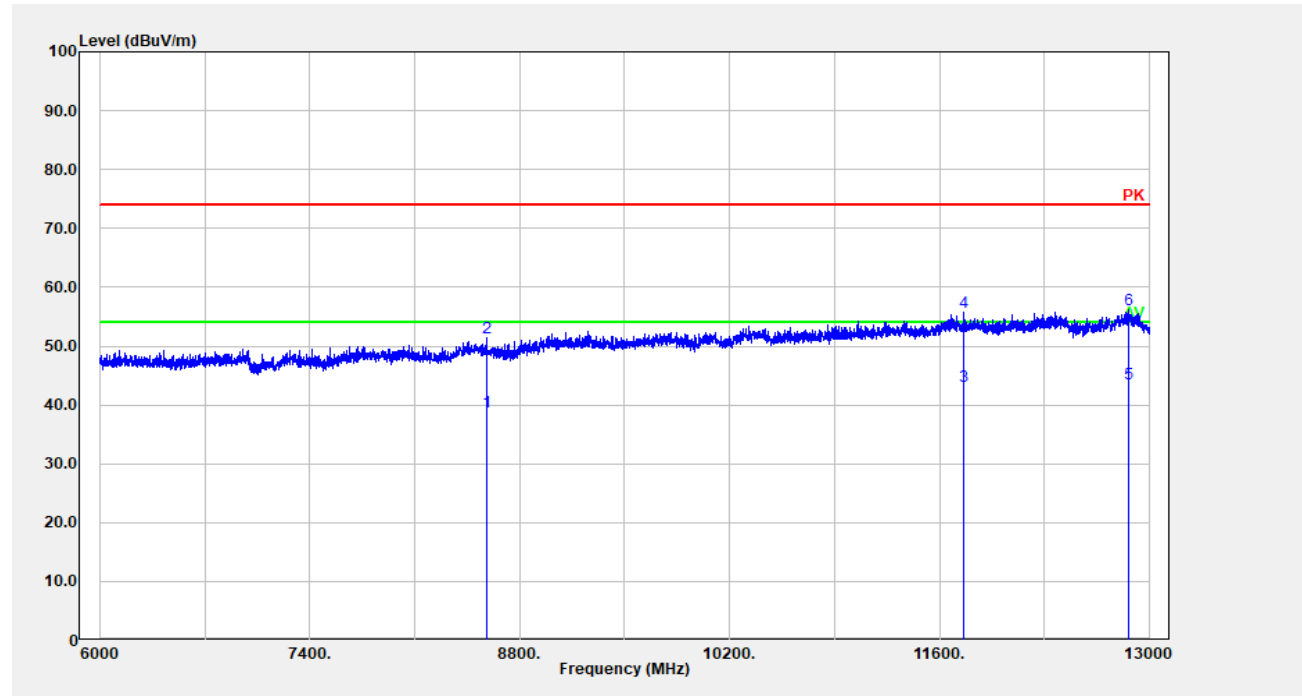


| No. | Frequency (MHz) | Reading (dBμV) | Factor (dB/m) | Result (dBμV/m) | Limit (dBμV/m) | Margin (dB) | Detector |
|-----|-----------------|----------------|---------------|-----------------|----------------|-------------|----------|
| 1 | 1684.137 | 21.69 | 0.64 | 22.33 | 54.00 | 31.67 | Average |
| 2 | 1684.137 | 41.45 | 0.64 | 42.09 | 74.00 | 31.91 | Peak |
| 3 | 2123.225 | 22.89 | 2.72 | 25.61 | 54.00 | 28.39 | Average |
| 4 | 2123.225 | 46.84 | 2.72 | 49.56 | 74.00 | 24.44 | Peak |
| 5 | 5314.863 | 22.53 | 12.16 | 34.69 | 54.00 | 19.31 | Average |
| 6 | 5314.863 | 36.34 | 12.16 | 48.50 | 74.00 | 25.50 | Peak |

Vertical:

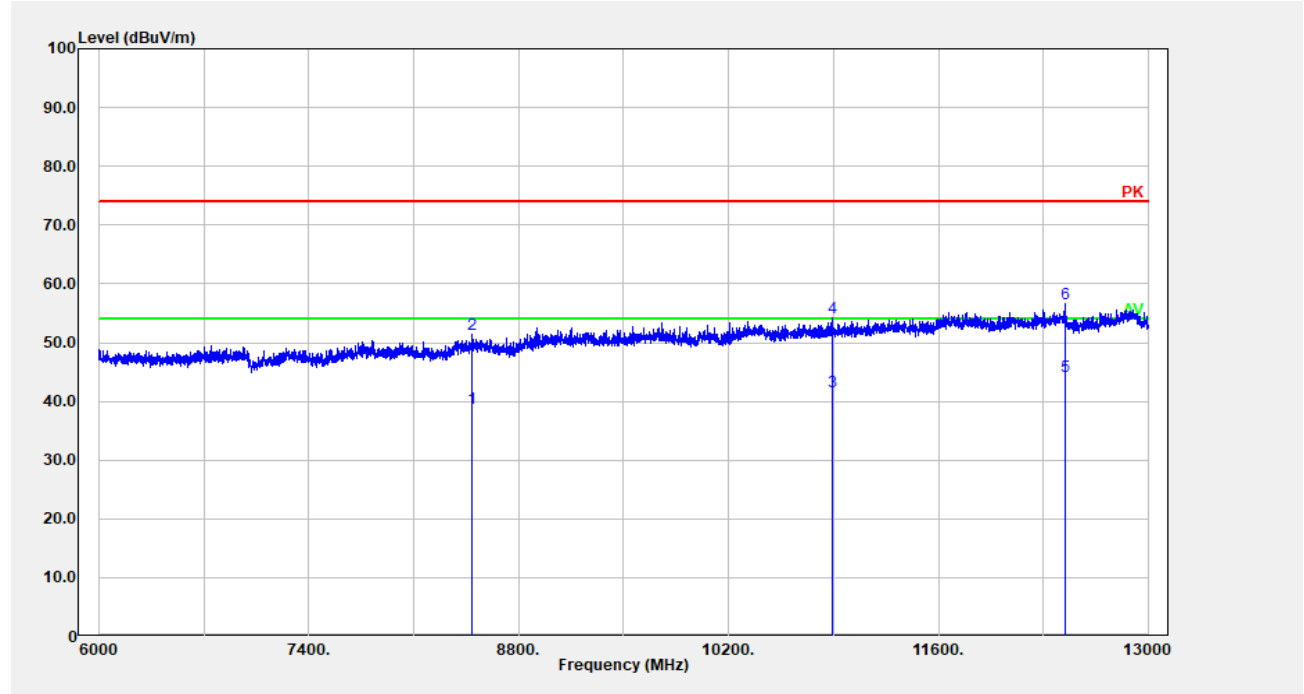


| No. | Frequency (MHz) | Reading (dBμV) | Factor (dB/m) | Result (dBμV/m) | Limit (dBμV/m) | Margin (dB) | Detector |
|-----|-----------------|----------------|---------------|-----------------|----------------|-------------|----------|
| 1 | 2127.225 | 24.65 | 2.74 | 27.39 | 54.00 | 26.61 | Average |
| 2 | 2127.225 | 48.19 | 2.74 | 50.93 | 74.00 | 23.07 | Peak |
| 3 | 2658.332 | 23.85 | 4.49 | 28.34 | 54.00 | 25.66 | Average |
| 4 | 2658.332 | 45.16 | 4.49 | 49.65 | 74.00 | 24.35 | Peak |
| 5 | 4250.650 | 23.56 | 9.72 | 33.28 | 54.00 | 20.72 | Average |
| 6 | 4250.650 | 39.85 | 9.72 | 49.57 | 74.00 | 24.43 | Peak |

Horizontal:

| No. | Frequency (MHz) | Reading (dB μ V) | Factor (dB/m) | Result (dB μ V/m) | Limit (dB μ V/m) | Margin (dB) | Detector |
|-----|-----------------|----------------------|---------------|-----------------------|----------------------|-------------|----------|
| 1 | 8576.516 | 21.84 | 17.01 | 38.85 | 54.00 | 15.15 | Average |
| 2 | 8576.516 | 34.33 | 17.01 | 51.34 | 74.00 | 22.66 | Peak |
| 3 | 11763.550 | 22.06 | 21.11 | 43.17 | 54.00 | 10.83 | Average |
| 4 | 11763.550 | 34.58 | 21.11 | 55.69 | 74.00 | 18.31 | Peak |
| 5 | 12864.170 | 21.55 | 22.15 | 43.70 | 54.00 | 10.30 | Average |
| 6 | 12864.170 | 34.08 | 22.15 | 56.23 | 74.00 | 17.77 | Peak |

Vertical:



| No. | Frequency (MHz) | Reading (dBμV) | Factor (dB/m) | Result (dBμV/m) | Limit (dBμV/m) | Margin (dB) | Detector |
|-----|-----------------|----------------|---------------|-----------------|----------------|-------------|----------|
| 1 | 8491.099 | 22.10 | 16.80 | 38.90 | 54.00 | 15.10 | Average |
| 2 | 8491.099 | 34.54 | 16.80 | 51.34 | 74.00 | 22.66 | Peak |
| 3 | 10888.380 | 21.88 | 19.85 | 41.73 | 54.00 | 12.27 | Average |
| 4 | 10888.380 | 34.34 | 19.85 | 54.19 | 74.00 | 19.81 | Peak |
| 5 | 12445.490 | 22.74 | 21.41 | 44.15 | 54.00 | 9.85 | Average |
| 6 | 12445.490 | 35.30 | 21.41 | 56.71 | 74.00 | 17.29 | Peak |

===== END OF REPORT =====