



Reference No.: WTU16S0960900E

## Photographs - Constructional Details

### Model ELST3216H-External Photos




Reference No.: WTU16S0960900E






Reference No.: WTU16S0960900E



Reference No.: WTU16S0960900E





Reference No.: WTU16S0960900E

