



# FCC DFS TEST REPORT

**FCC ID** : 2AHBN-AP63  
**Equipment** : Premium Outdoor 802.11ax WiFi and BLE Array AP  
**Brand Name** : Mist  
**Model Name** : AP63, AP63E  
**Applicant** : Juniper Networks, Inc.  
1133 Innovation Way, Sunnyvale, CA 94089, USA  
**Manufacturer** : Juniper Networks, Inc.  
1133 Innovation Way, Sunnyvale, CA 94089, USA  
**Standard** : 47 CFR FCC Part 15.407

The product was received on Apr. 16, 2020, and testing was started from Jul. 10, 2020 and completed on Jul. 17, 2020. We, SPORTON INTERNATIONAL INC. EMC & Wireless Communications Laboratory, would like to declare that the tested sample has been evaluated in accordance with the procedures given in FCC KDB 905462 D02 UNII DFS Compliance Procedures New Rules v02 and shown compliance with the applicable technical standards.

The test results in this variant report apply exclusively to the tested model / sample. Without written approval of SPORTON INTERNATIONAL INC. EMC & Wireless Communications Laboratory, the test report shall not be reproduced except in full.

Approved by: Cliff Chang

**SPORTON INTERNATIONAL INC. EMC & Wireless Communications Laboratory**

No. 52, Huaya 1st Rd., Guishan Dist., Taoyuan City, Taiwan (R.O.C.)



# Table of Contents

History of this test report.....3

Summary of Test Result.....4

**1 General Description .....5**

1.1 Information.....5

1.2 Accessories .....15

1.3 Support Equipment.....15

1.4 Applicable Standards .....15

1.5 Testing Location Information.....15

**2 Test Configuration of EUT.....16**

2.1 Test Channel Frequencies Configuration.....16

2.2 The Worst Case Measurement Configuration.....16

**3 Dynamic Frequency Selection (DFS) Test Result .....17**

3.1 General DFS Information .....17

3.2 Radar Test Waveform Calibration.....20

3.3 UNII Detection Bandwidth .....29

3.4 Channel Availability Check (CAC).....33

3.5 In-service Monitoring .....37

3.6 Statistical Performance Check .....44

**4 Test Equipment and Calibration Data .....123**

**5 Measurement Uncertainty .....124**

## Appendix A. Test Photos

### Photographs of EUT v01





## Summary of Test Result

Report Clause	Ref Std. Clause	Test Items	Result (PASS/FAIL)	Remark
3.3	FCC KDB 905462 7.8.1	DFS: UNII Detection Bandwidth Measurement	PASS	-
3.4	FCC KDB 905462 7.8.2.1	DFS: Initial Channel Availability Check Time	PASS	-
3.4	FCC KDB 905462 7.8.2.2	DFS: Radar Burst at the Beginning of the Channel Availability Check Time	PASS	-
3.4	FCC KDB 905462 7.8.2.3	DFS: Radar Burst at the End of the Channel Availability Check Time	PASS	-
3.5	FCC KDB 905462 7.8.3	DFS: In-Service Monitoring for Channel Move Time (CMT)	PASS	-
3.5	FCC KDB 905462 7.8.3	DFS: In-Service Monitoring for Channel Closing Transmission Time (CCTT)	PASS	-
3.5	FCC KDB 905462 7.8.3	DFS: In-Service Monitoring for Non-Occupancy Period (NOP)	PASS	-
3.6	FCC KDB 905462 7.8.4	DFS: Statistical Performance Check	PASS	-
3.1.4	FCC KDB 905462 8.1	User Access Restrictions	N/A	Manufacturer attestation NOT accessible to user

**Declaration of Conformity:**

The test results with all measurement uncertainty excluded are presented in accordance with the regulation limits or requirements declared by manufacturers.

**Comments and Explanations:**

The declared of product specification for EUT presented in the report are provided by the manufacturer, and the manufacturer takes all the responsibilities for the accuracy of product specification.

Reviewed by: **Sam Chen**

Report Producer: **Wendy Pan**



# 1 General Description

## 1.1 Information

### 1.1.1 RF General Information

Specification Items	Description	
Frequency Range	5250 MHz – 5350 MHz 5470 MHz – 5725 MHz	
Power Type	From PoE	
Channel Bandwidth	20/40/80 MHz operating channel bandwidth	
Operating Mode	<input checked="" type="checkbox"/> Master	
	<input type="checkbox"/> Client with radar detection	
	<input type="checkbox"/> Client without radar detection	
Communication Mode	<input checked="" type="checkbox"/> IP Based (Load Based)	<input type="checkbox"/> Frame Based
TPC Function	<input checked="" type="checkbox"/> With TPC	<input type="checkbox"/> Without TPC
Weather Band (5600~5650MHz)	<input checked="" type="checkbox"/> With 5600~5650MHz	<input type="checkbox"/> Without 5600~5650MHz
Firmware Number	0.7.587	
<ul style="list-style-type: none"> <li>♦ 11a, HT20 and HT40 use a combination of OFDM-BPSK, QPSK, 16QAM, 64QAM modulation.</li> <li>♦ VHT20, VHT40, VHT80 use a combination of OFDM-BPSK, QPSK, 16QAM, 64QAM, 256QAM, 1024QAM modulation.</li> <li>♦ HEW20, HEW40, HEW80 use a combination of OFDMA-BPSK, QPSK, 16QAM, 64QAM, 256QAM, 1024QAM modulation.</li> <li>♦ EUT employ a TPC mechanism and TPC have the capability to operate at least 6 dB below highest RF output power.</li> </ul>		

Note: The above information was declared by manufacturer.



TPC Power Result
For EUT 1 / Radio 1:

Table with 5 columns: Mode, Min Power (dBm), Max Power (dBm), Min EIRP (dBm), Max EIRP (dBm). Rows include various modes like 802.11a\_Nss1, 802.11ax HEW20, HEW40, HEW80, HEW20-BF, HEW40-BF, HEW80-BF.

For EUT 1 / Radio 2:

Table with 5 columns: Mode, Min Power (dBm), Max Power (dBm), Min EIRP (dBm), Max EIRP (dBm). Rows include various modes like 802.11a\_Nss1, 802.11ax HEW20, HEW40, HEW80, HEW20-BF, HEW40-BF, HEW80-BF.



For EUT 1 / Radio 3:

Mode	Min Power (dBm)	Max Power (dBm)	Min EIRP (dBm)	Max EIRP (dBm)
802.11a_Nss1,(6Mbps)_2TX	-	-	-	-
5.25-5.35GHz	16.54	22.54	21.24	27.24
5.47-5.725GHz	16.70	22.70	21.40	27.40
802.11ax HEW20_Nss1,(MCS0)_2TX	-	-	-	-
5.25-5.35GHz	17.03	23.03	21.73	27.73
5.47-5.725GHz	16.99	22.99	21.69	27.69
802.11ax HEW40_Nss1,(MCS0)_2TX	-	-	-	-
5.25-5.35GHz	17.90	23.90	22.60	28.60
5.47-5.725GHz	17.94	23.94	22.64	28.64
802.11ax HEW80_Nss1,(MCS0)_2TX	-	-	-	-
5.25-5.35GHz	13.31	19.31	18.01	24.01
5.47-5.725GHz	17.82	23.82	22.52	28.52



For EUT 2 + External Ant.1 / Radio 1:

Mode	Min Power (dBm)	Max Power (dBm)	Min EIRP (dBm)	Max EIRP (dBm)
802.11a_Nss1,(6Mbps)_4TX	-	-	-	-
5.25-5.35GHz	11.91	17.91	17.91	23.91
5.47-5.725GHz	11.98	17.98	17.98	23.98
802.11ax HEW20_Nss1,(MCS0)_4TX	-	-	-	-
5.25-5.35GHz	12.63	18.63	18.63	24.63
5.47-5.725GHz	12.56	18.56	18.56	24.56
802.11ax HEW40_Nss1,(MCS0)_4TX	-	-	-	-
5.25-5.35GHz	15.32	21.32	21.32	27.32
5.47-5.725GHz	15.24	21.24	21.24	27.24
802.11ax HEW80_Nss1,(MCS0)_4TX	-	-	-	-
5.25-5.35GHz	13.63	19.63	19.63	25.63
5.47-5.725GHz	17.80	23.80	23.80	29.80
802.11ax HEW20-BF_Nss1,(MCS0)_4TX	-	-	-	-
5.25-5.35GHz	11.84	17.84	23.86	29.86
5.47-5.725GHz	11.90	17.90	23.92	29.92
802.11ax HEW40-BF_Nss1,(MCS0)_4TX	-	-	-	-
5.25-5.35GHz	11.89	17.89	23.91	29.91
5.47-5.725GHz	11.92	17.92	23.94	29.94
802.11ax HEW80-BF_Nss1,(MCS0)_4TX	-	-	-	-
5.25-5.35GHz	11.77	17.77	23.79	29.79
5.47-5.725GHz	11.94	17.94	23.96	29.96

For EUT 2 + External Ant.1 / Radio 3:

Mode	Min Power (dBm)	Max Power (dBm)	Min EIRP (dBm)	Max EIRP (dBm)
802.11a_Nss1,(6Mbps)_2TX	-	-	-	-
5.25-5.35GHz	14.85	20.85	20.85	26.85
5.47-5.725GHz	14.75	20.75	20.75	26.75
802.11ax HEW20_Nss1,(MCS0)_2TX	-	-	-	-
5.25-5.35GHz	15.52	21.52	21.52	27.52
5.47-5.725GHz	15.41	21.41	21.41	27.41
802.11ax HEW40_Nss1,(MCS0)_2TX	-	-	-	-
5.25-5.35GHz	17.74	23.74	23.74	29.74
5.47-5.725GHz	17.91	23.91	23.91	29.91
802.11ax HEW80_Nss1,(MCS0)_2TX	-	-	-	-
5.25-5.35GHz	13.68	19.68	19.68	25.68
5.47-5.725GHz	17.84	23.84	23.84	29.84





For EUT 2 + External Ant.2 / Radio 1:

Mode	Min Power (dBm)	Max Power (dBm)	Min EIRP (dBm)	Max EIRP (dBm)
802.11a_Nss1,(6Mbps)_4TX	-	-	-	-
5.25-5.35GHz	7.93	13.93	17.93	23.93
5.47-5.725GHz	8.05	14.05	18.05	24.05
802.11ax HEW20_Nss1,(MCS0)_4TX	-	-	-	-
5.25-5.35GHz	8.60	14.60	18.60	24.60
5.47-5.725GHz	8.61	14.61	18.61	24.61
802.11ax HEW40_Nss1,(MCS0)_4TX	-	-	-	-
5.25-5.35GHz	11.31	17.31	21.31	27.31
5.47-5.725GHz	11.46	17.46	21.46	27.46
802.11ax HEW80_Nss1,(MCS0)_4TX	-	-	-	-
5.25-5.35GHz	13.41	19.41	23.41	29.41
5.47-5.725GHz	13.85	19.85	23.85	29.85
802.11ax HEW20-BF_Nss1,(MCS0)_4TX	-	-	-	-
5.25-5.35GHz	7.86	13.86	23.88	29.88
5.47-5.725GHz	7.86	13.86	23.88	29.88
802.11ax HEW40-BF_Nss1,(MCS0)_4TX	-	-	-	-
5.25-5.35GHz	7.83	13.83	23.85	29.85
5.47-5.725GHz	7.92	13.92	23.94	29.94
802.11ax HEW80-BF_Nss1,(MCS0)_4TX	-	-	-	-
5.25-5.35GHz	7.77	13.77	23.79	29.79
5.47-5.725GHz	7.95	13.95	23.97	29.97

For EUT 2 + External Ant.2 / Radio 3:

Mode	Min Power (dBm)	Max Power (dBm)	Min EIRP (dBm)	Max EIRP (dBm)
802.11a_Nss1,(6Mbps)_2TX	-	-	-	-
5.25-5.35GHz	10.84	16.84	20.84	26.84
5.47-5.725GHz	10.74	16.74	20.74	26.74
802.11ax HEW20_Nss1,(MCS0)_2TX	-	-	-	-
5.25-5.35GHz	11.48	17.48	21.48	27.48
5.47-5.725GHz	11.32	17.32	21.32	27.32
802.11ax HEW40_Nss1,(MCS0)_2TX	-	-	-	-
5.25-5.35GHz	13.95	19.95	23.95	29.95
5.47-5.725GHz	13.95	19.95	23.95	29.95
802.11ax HEW80_Nss1,(MCS0)_2TX	-	-	-	-
5.25-5.35GHz	13.87	19.87	23.87	29.87
5.47-5.725GHz	13.82	19.82	23.82	29.82

### 1.1.2 Antenna Information

For Configuration 1 / Internal Antenna of EUT:

Ant.	Port	Brand	Model Name	Antenna Type	Connector	Antenna Gain(dBi)			Radio
						WLAN 2.4GHz	WLAN 5GHz	Bluetooth	
1 ~ 4	1~4	Juniper	81XKAF15,G35	PIFA Antenna	I-PEX	-	6	-	R1-5GHz
5~8	1~4	Juniper	81XKAF15,G35	PIFA Antenna	I-PEX	4	-	-	R2-2.4GHz
9~10	1~2	Juniper	81XKAF15,G35	PIFA Antenna	I-PEX	2.3	4.7	-	R3-2.4GHz R3-5GHz
11 ~ 18	1	Juniper	81XKAF15,G35	PIFA Antenna	I-PEX	-	-	5.1	R4
19	1	Juniper	81XKAF15,G35	PIFA Antenna	I-PEX	-	-	4.3	R4
20	1	Juniper	81XKAF15,G35	PIFA Antenna	I-PEX	-	-	1.4	R4

Note: The above information was declared by manufacturer.

**For Radio 1 / 5GHz function:**

**For IEEE 802.11a/n/ac/ax mode (4TX/4RX):**

Port 1, Port 2, Port 3 and Port 4 can be used as transmitting/receiving antenna.

Port 1, Port 2, Port 3 and Port 4 could transmit/receive simultaneously.

**For Radio 2 / 2.4GHz function:**

**For IEEE 802.11b/g/n/ax and VHT mode (4TX/4RX):**

Port 1, Port 2, Port 3 and Port 4 can be used as transmitting/receiving antenna.

Port 1, Port 2, Port 3 and Port 4 could transmit/receive simultaneously.

**For Radio 3 / 2.4GHz function:**

**For IEEE 802.11b/g/n/ax and VHT mode (2TX/2RX):**

Port 1 and Port 2 can be used as transmitting/receiving antenna.

Port 1 and Port 2 could transmit/receive simultaneously.

**For Radio 3 / 5GHz function:**

**For IEEE 802.11a/n/ac/ax mode (2TX/2RX):**

Port 1 and Port 2 can be used as transmitting/receiving antenna.

Port 1 and Port 2 could transmit/receive simultaneously.

**For Radio 4 / Bluetooth function (1TX/1RX):**

Only Port 1 can be use as transmitting/receiving antenna.



**For Configuration 3 / Internal Antenna of EUT:**

Ant.	Port	Brand	Model Name	Antenna Type	Connector	Antenna Gain(dBi)					Radio
						WLAN 2.4GHz	WLAN 5GHz			Bluetooth	
							B1, B2 (R1)	B3, B4 (R2)	B1 ~ B4 (R3)		
1 ~ 4	R1:4~1 R2:1~4	Juniper	81XKAF15,G35	PIFA Antenna	I-PEX	4	6	-	-	-	R1-5GHz R2-2.4GHz
5~8	1~4	Juniper	81XKAF15,G35	PIFA Antenna	I-PEX	-	-	6	-	-	R2-5GHz
9~10	1~2	Juniper	81XKAF15,G35	PIFA Antenna	I-PEX	2.3	-	-	4.7	-	R3-2.4GHz R3-5GHz
11~18	1	Juniper	81XKAF15,G35	PIFA Antenna	I-PEX	-	-	-	-	5.1	R4
19	1	Juniper	81XKAF15,G35	PIFA Antenna	I-PEX	-	-	-	-	4.3	R4
20	1	Juniper	81XKAF15,G35	PIFA Antenna	I-PEX	-	-	-	-	1.4	R4

Note: The above information was declared by manufacturer.

**For Radio 1 / 5GHz function:**

**For IEEE 802.11a/n/ac/ax mode (4TX/4RX):**

Port 1, Port 2, Port 3 and Port 4 can be used as transmitting/receiving antenna.  
Port 1, Port 2, Port 3 and Port 4 could transmit/receive simultaneously.

**For Radio 2 / 2.4GHz function:**

**For IEEE 802.11b/g/n/ax and VHT mode (4TX/4RX):**

Port 1, Port 2, Port 3 and Port 4 can be used as transmitting/receiving antenna.  
Port 1, Port 2, Port 3 and Port 4 could transmit/receive simultaneously.

**For Radio 2 / 5GHz function:**

**For IEEE 802.11a/n/ac/ax mode (4TX/4RX):**

Port 1, Port 2, Port 3 and Port 4 can be used as transmitting/receiving antenna.  
Port 1, Port 2, Port 3 and Port 4 could transmit/receive simultaneously.

**For Radio 3 / 2.4GHz function:**

**For IEEE 802.11b/g/n/ax and VHT mode (2TX/2RX):**

Port 1 and Port 2 can be used as transmitting/receiving antenna.  
Port 1 and Port 2 could transmit/receive simultaneously.

**For Radio 3 / 5GHz function:**

**For IEEE 802.11a/n/ac/ax mode (2TX/2RX):**

Port 1 and Port 2 can be used as transmitting/receiving antenna.  
Port 1 and Port 2 could transmit/receive simultaneously.

**For Radio 4 / Bluetooth function (1TX/1RX):**

Only Port 1 can be use as transmitting/receiving antenna.



**For Configuration 2 / External Antenna of EUT:**

Ant.	Port	Brand	Model Name	Antenna Type	Connector	Antenna Gain(dBi)			Radio
						WLAN 2.4GHz	WLAN 5GHz	Bluetooth	
1	1~4	AccelTex	ATS-OO-245-46-6NP-36	Omni Antenna	N-Style	4	6	-	R2-2.4GHz R1-5GHz
	1~2	AccelTex	ATS-OO-245-46-6NP-36	Omni Antenna	N-Style	4	6	-	R3-2.4GHz R3-5GHz
2	1~4	AccelTex	ATS-OP-245-810-6NP-36	Patch Antenna	N-Style	8	10	-	R2-2.4GHz R1-5GHz
	1~2	AccelTex	ATS-OP-245-810-6NP-36	Patch Antenna	N-Style	8	10	-	R3-2.4GHz R3-5GHz
3 ~ 10	1	Juniper	81XKAF15,G36	PIFA Antenna	I-PEX	-	-	5.1	R4
11	1	Juniper	81XKAF15,G36	PIFA Antenna	I-PEX	-	-	4.3	R4
12	1	Juniper	81XKAF15,G36	PIFA Antenna	I-PEX	-	-	1.4	R4

Note: The above information was declared by manufacturer.

**For Radio 1 / 5GHz function:**

**For IEEE 802.11a/n/ac/ax mode (4TX/4RX):**

Port 1, Port 2, Port 3 and Port 4 can be used as transmitting/receiving antenna.  
Port 1, Port 2, Port 3 and Port 4 could transmit/receive simultaneously.

**For Radio 2 / 2.4GHz function:**

**For IEEE 802.11b/g/n/ax and VHT mode (4TX/4RX):**

Port 1, Port 2, Port 3 and Port 4 can be used as transmitting/receiving antenna.  
Port 1, Port 2, Port 3 and Port 4 could transmit/receive simultaneously.

**For Radio 3 / 2.4GHz function:**

**For IEEE 802.11b/g/n/ax and VHT mode (2TX/2RX):**

Port 1 and Port 2 can be used as transmitting/receiving antenna.  
Port 1 and Port 2 could transmit/receive simultaneously.

**For Radio 3 / 5GHz function:**

**For IEEE 802.11a/n/ac/ax mode (2TX/2RX):**

Port 1 and Port 2 can be used as transmitting/receiving antenna.  
Port 1 and Port 2 could transmit/receive simultaneously.

**For Radio 4 / Bluetooth function (1TX/1RX):**

Only Port 1 can be use as transmitting/receiving antenna.



### 1.1.3 DFS Band Carrier Frequencies

There are three bandwidth systems.

For 20MHz bandwidth systems, use Channel 52, 56, 60, 64, 100, 104, 108, 112, 116, 120, 124, 128, 132, 136, 140, 144.

For 40MHz bandwidth systems, use Channel 54, 62, 102, 110, 118, 126, 134, 142.

For 80MHz bandwidth systems, use Channel 58, 106, 122, 138.

Frequency Band	Channel No.	Frequency	Channel No.	Frequency
5250~5350 MHz Band 2	52	5260 MHz	60	5300 MHz
	54	5270 MHz	62	5310 MHz
	56	5280 MHz	64	5320 MHz
	58	5290 MHz	-	-
5470~5725 MHz Band 3	100	5500 MHz	124	5620 MHz
	102	5510 MHz	126	5630 MHz
	104	5520 MHz	128	5640 MHz
	106	5530 MHz	132	5660 MHz
	108	5540 MHz	134	5670 MHz
	110	5550 MHz	136	5680 MHz
	112	5560 MHz	138	5690 MHz
	116	5580 MHz	140	5700 MHz
	118	5590 MHz	142	5710 MHz
	120	5600 MHz	144	5720 MHz
122	5610 MHz	-	-	



1.1.4 Table for Multiple Listing

The model names in the following table are all refer to the identical product.

Model Name	EUT	Description
AP63	EUT 1	The model name: AP63 indicates that it comes with internal antennas and The model name: AP63E indicates that the access point comes with external antenna connectors.
AP63E	EUT 2	

1.1.5 Table for EUT Configuration

Configuration	EUT	Radio 1	Radio 2	Radio 3	Radio 4
1	1	WLAN 5GHz (Full Band)	WLAN 2.4GHz	WLAN 2.4GHz + WLAN 5GHz (Full Band)	Bluetooth
2	2	WLAN 5GHz (Full Band)	WLAN 2.4GHz	WLAN 2.4GHz + WLAN 5GHz (Full Band)	Bluetooth
3	1	WLAN 5GHz (Low Band)	WLAN 2.4GHz + WLAN 5GHz (High Band)	WLAN 2.4GHz + WLAN 5GHz (Full Band)	Bluetooth

Note: 1.The above information was declared by manufacturer.

1.1.6 Table for Class II Change

This product is an extension of original one reported under Sporton project number: 041650

Below is the table for the change of the product with respect to the original one.

Modifications	Performance Checking
Adding 5GHz band 2 and band 3 (5250~5350 MHz, 5470~5725 MHz) for this device.	All test items



## 1.2 Accessories

Flush Mount Bracket\*1  
 Mounting Bracket\*2  
 Seal\*2

## 1.3 Support Equipment

Support Equipment				
No.	Equipment	Brand Name	Model Name	FCC ID
A	Notebook	DELL	E4300	N/A
B	Notebook	DELL	E4300	N/A
C	WLAN module	Intel	AX200NGW	PD9AX200NG
D	WLAN AP	Netgear	R7500	PY314300288
E	PoE	Buffalo	BIJ-POE-1P:T	N/A

## 1.4 Applicable Standards

According to the specifications of the manufacturer, the EUT must comply with the requirements of the following standards:

- FCC KDB 905462 D02 UNII DFS Compliance Procedures New Rules v02

## 1.5 Testing Location Information

Testing Location				
<input type="checkbox"/>	HWA YA	ADD : No. 52, Huaya 1st Rd., Guishan Dist., Taoyuan City, Taiwan (R.O.C.) TEL : 886-3-327-3456 FAX : 886-3-327-0973		
<input checked="" type="checkbox"/>	JHUBEI	ADD : No.8, Lane 724, Bo-ai St., Jhubei City, HsinChu County 302, Taiwan, R.O.C. TEL : 886-3-656-9065 FAX : 886-3-656-9085		
Test Condition	Test Site No.	Test Engineer	Test Environment	Test Date
DFS Site	DF01-CB	Kevin Huang	27.6-28.4°C / 58-62%	Jul. 10, 2020 ~ Jul. 17, 2020

Test site Designation No. TW0006 with FCC  
 Test site registered number IC 4086D with Industry Canada.



## 2 Test Configuration of EUT

### 2.1 Test Channel Frequencies Configuration

Test Channel Frequencies Configuration	
IEEE Std.	Test Channel Freq. (MHz)
802.11ax (HEW20)	5500 MHz
802.11ax (HEW40)	5510 MHz
802.11ax (HEW80)	5530 MHz

### 2.2 The Worst Case Measurement Configuration

The Worst Case Mode for Following Conformance Tests	
<b>Tests Item</b>	Dynamic Frequency Selection (DFS)
<b>Test Condition</b>	Radiated measurement The EUT shall be configured to operate at the highest transmitter output power setting. If more than one antenna assembly is intended for this power setting, the gain of the antenna assembly with the lowest gain shall be used. The DFS radar test signals have been aligned to the direction corresponding to the EUT's maximum antenna gain.
<b>Modulation Mode</b>	802.11ax (HEW20), 802.11ax (HEW40), 802.11ax (HEW80)
<b>Test Mode</b>	EUT 1 + PoE with Radio 1

Note: The PoE is for measurement only, would not be marketed.  
PoE information as below:

Power	Brand	Model
PoE	Buffalo	BIJ-POE-1P:T





### 3 Dynamic Frequency Selection (DFS) Test Result

#### 3.1 General DFS Information

##### 3.1.1 DFS Parameters

Table D.1: DFS requirement values	
Parameter	Value
Non-occupancy period	Minimum 30 minutes
Channel Availability Check Time	60 seconds
Channel Move Time	10 seconds (Note 1).
Channel Closing Transmission Time	200 milliseconds + an aggregate of 60 milliseconds over remaining 10 second periods. (Notes 1 and 2).
U-NII Detection Bandwidth	Minimum 100% of the 99% power bandwidth (Note 3).

Note 1: Channel Move Time and the Channel Closing Transmission Time should be performed with Radar Type 0. The measurement timing begins at the end of the Radar Type 0 burst.

Note 2: The Channel Closing Transmission Time is comprised of 200 milliseconds starting at the beginning of the Channel Move Time plus any additional intermittent control signals required to facilitate Channel changes (an aggregate of 60 milliseconds) during the remainder of the 10 second period. The aggregate duration of control signals will not count quiet periods in between transmissions.

Note 3: During the U-NII Detection Bandwidth detection test, radar type 0 is used and for each frequency step the minimum percentage of detection is 90%. Measurements are performed with no data traffic.

Table D.2: Interference threshold values	
Maximum Transmit Power	Value (see note)
EIRP ≥ 200 mW	-64 dBm
EIRP < 200 mW and PSD < 10dBm/MHz	-62 dBm
EIRP < 200 mW and PSD ≥ 10dBm/MHz	-64 dBm

Note 1: This is the level at the input of the receiver assuming a 0 dBi receive antenna.

Note 2: Throughout these test procedures an additional 1 dB has been added to the amplitude of the test transmission waveforms to account for variations in measurement equipment. This will ensure that the test signal is at or above the detection threshold level to trigger a DFS response.

Note3: EIRP is based on the highest antenna gain. For MIMO devices refer to KDB Publication 662911D01.



**3.1.2 Applicability of DFS Requirements Prior to Use of a Channel**

Requirement	DFS Operational mode		
	Master	Client without radar detection	Client with radar detection
<i>Non-Occupancy Period</i>	Yes	Not required	Yes
<i>DFS Detection Threshold</i>	Yes	Not required	Yes
<i>Channel Availability Check Time</i>	Yes	Not required	Not required
<i>U-NII Detection Bandwidth</i>	Yes	Not required	Yes

**3.1.3 Applicability of DFS Requirements during Normal Operation**

Requirement	DFS Operational mode		
	Master	Client without radar detection	Client with radar detection
<i>DFS Detection Threshold</i>	Yes	Not required	Yes
<i>Channel Closing Transmission Time</i>	Yes	Yes	Yes
<i>Channel Move Time</i>	Yes	Yes	Yes
<i>U-NII Detection Bandwidth</i>	Yes	Not required	Yes

Additional requirements for devices with multiple bandwidth modes	Master Device or Client with Radar Detection	Client Without Radar Detection
U-NII Detection Bandwidth and Statistical Performance Check	All BW modes must be tested	Not required
Channel Move Time and Channel Closing Transmission Time	Test using widest BW mode available	Test using the widest BW mode available for the link
All other tests	Any single BW mode	Not required

**Note:** Frequencies selected for statistical performance check (Section 7.8.4) should include several frequencies within the radar detection bandwidth and frequencies near the edge of the radar detection bandwidth. For 802.11 devices it is suggested to select frequencies in each of the bonded 20 MHz channels and the channel center frequency.



### 3.1.4 User Access Restrictions

User Access Restrictions	
<input checked="" type="checkbox"/>	DFS controls (hardware or software) related to radar detection are NOT accessible to the user. Manufacturer statement confirming that information regarding the parameters of the detected Radar Waveforms is not available to the end user.

### 3.1.5 Channel Loading/Data Streaming

<input type="checkbox"/>	The data file (MPEG-4) has been transmitting in a streaming mode.
<input checked="" type="checkbox"/>	Software to ping the client is permitted to simulate data transfer with random ping intervals.
<input checked="" type="checkbox"/>	Minimum channel loading of approximately 17%.
<input type="checkbox"/>	Unicast protocol has been used.



### 3.2 Radar Test Waveform Calibration

#### 3.2.1 Short Pulse Radar Test Waveforms

Radar Type	Pulse Width (µsec)	PRI (µsec)	Number of Pulses	Minimum Percentage of Successful Detection	Minimum Trials
0	1	1428	18	See Note 1	See Note 1
1A	1	15 unique PRI in KDB 905462 D02 Table 5a	$\text{Roundup}\left\{\left(\frac{1}{360}\right) \times \left(\frac{19 \times 10^6}{PRI}\right)\right\}$	60%	15
1B	1	15 unique PRI within 518-3066, Excluding 1A PRI		60%	15
2	1-5	150-230	23-29	60%	30
3	6-10	200-500	16-18	60%	30
4	11-20	200-500	12-16	60%	30
Aggregate (Radar Types 1-4)				80%	120
<b>Note 1:</b> Short Pulse Radar Type 0 should be used for the detection bandwidth test, channel move time, and channel closing time tests.					

A minimum of 30 unique waveforms are required for each of the short pulse radar types 1 through 4. If more than 30 waveforms are used for short pulse radar types 1 through 4, then each additional waveform must also be unique and not repeated from the previous waveforms. The aggregate is the average of the percentage of successful detections of short pulse radar types 1-4.

#### 3.2.2 Long Pulse Radar Test Waveform

Radar Type	Pulse Width (µsec)	Chirp Width (MHz)	PRI (µsec)	Number of Pulses per Burst	Number of Bursts	Minimum Percentage of Successful Detection	Minimum Trials
5	50-100	5-20	1000-2000	1-3	8-20	80%	30

Each waveform is defined as follows:

- The transmission period for the Long Pulse Radar test signal is 12 seconds.
- There are a total of 8 to 20 Bursts in the 12 second period, with the number of Bursts being randomly chosen. This number is Burst Count.
- Each Burst consists of 1 to 3 pulses, with the number of pulses being randomly chosen. Each Burst within the 12 second sequence may have a different number of pulses.
- The pulse width is between 50 and 100 microseconds, with the pulse width being randomly chosen. Each pulse within a Burst will have the same pulse width. Pulses in different Bursts may have different pulse widths.
- Each pulse has a linear FM chirp between 5 and 20 MHz, with the chirp width being randomly chosen. Each pulse within a transmission period will have the same chirp width. The chirp is centered on the pulse. For example, with a radar frequency of 5300 MHz and a 20 MHz chirped signal, the chirp starts at 5290 MHz and

ends at 5310 MHz.

- If more than one pulse is present in a Burst, the time between the pulses will be between 1000 and 2000 microseconds, with the time being randomly chosen. If three pulses are present in a Burst, the time between the first and second pulses is chosen independently of the time between the second and third pulses.
- The 12 second transmission period is divided into even intervals. The number of intervals is equal to Burst Count. Each interval is of length (12,000,000 / Burst Count) microseconds. Each interval contains one Burst. The start time for the Burst, relative to the beginning of the interval, is between 1 and [(12,000,000 / Burst Count) – (Total Burst Length) + (One Random PRI Interval)] microseconds, with the start time being randomly chosen. The step interval for the start time is 1 microsecond. The start time for each Burst is chosen independently.

### 3.2.3 Frequency Hopping Radar Test Waveform

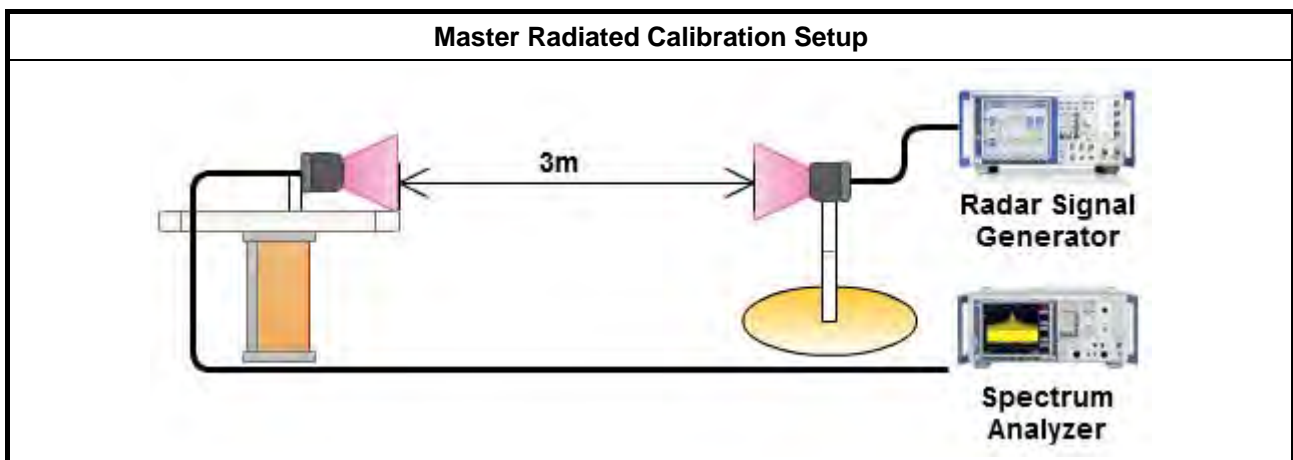
Radar Type	Pulse Width (µsec)	PRI (µsec)	Pulses per Hop	Hopping Rate (kHz)	Hopping Sequence Length (ms)	Minimum Percentage of Successful Detection	Minimum Trials
6	1	333	9	0.333	300	70%	30

The FCC Type 6 waveform uses a static waveform with 100 bursts in the instruments ARB. In addition, the RF list mode is operated with a list containing 100 frequencies from a randomly generated list and it had be ensured that at least one of the random frequencies falls into the UNII Detection Bandwidth of the DUT. Each burst from the waveform file initiates a trigger pulse at the beginning that switches the RF list from one item to the next one.

### 3.2.4 DFS Threshold Level

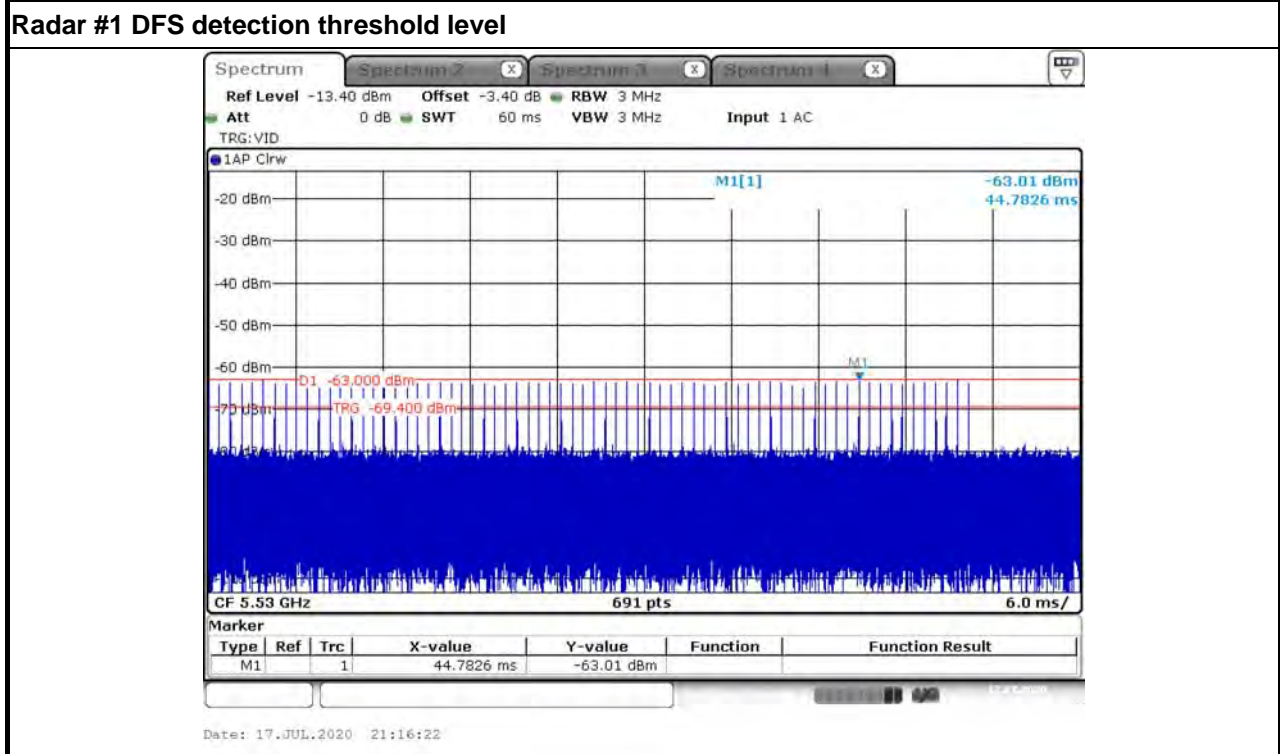
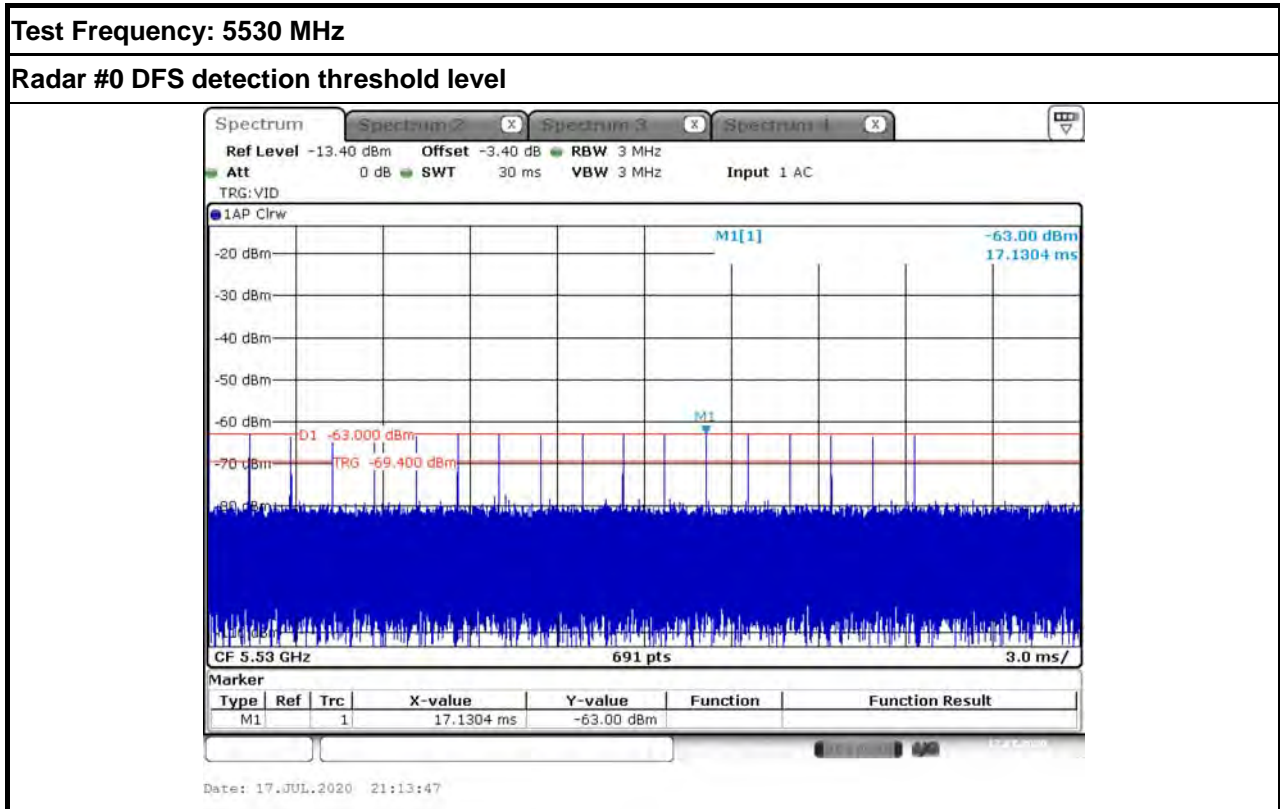
DFS Threshold Level	
DFS Threshold level: -63 dBm	<input type="checkbox"/> at the antenna connector
	<input checked="" type="checkbox"/> in front of the antenna
The Interference <b>Radar Detection Threshold Level</b> is is $-64 \text{ dBm} + 0 [\text{dBi}] + 1 \text{ dB} = -63 \text{ dBm}$ . That had been taken into account the output power range and antenna gain.	

### 3.2.5 Calibration Setup



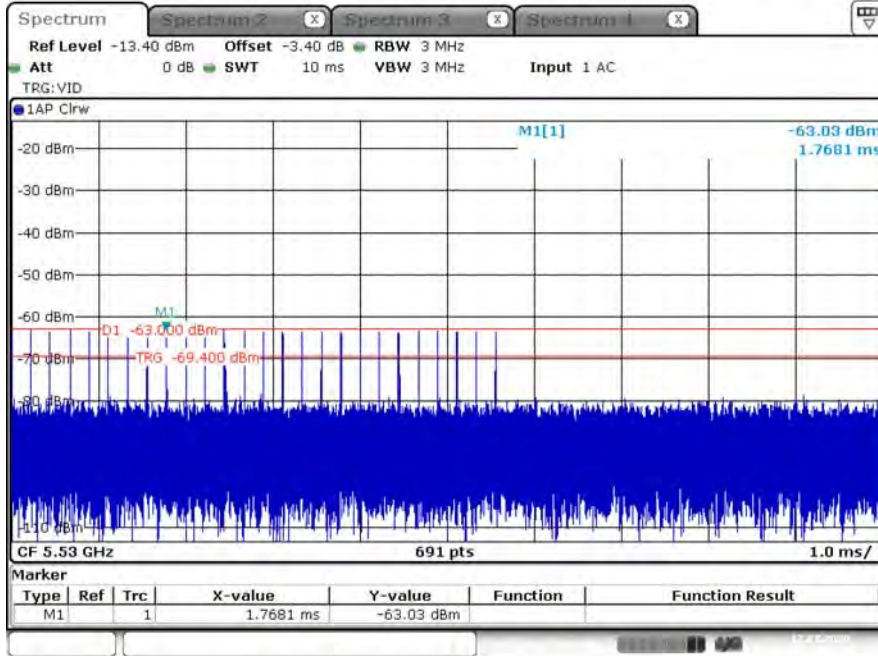


### 3.2.6 Radar Waveform calibration Plot



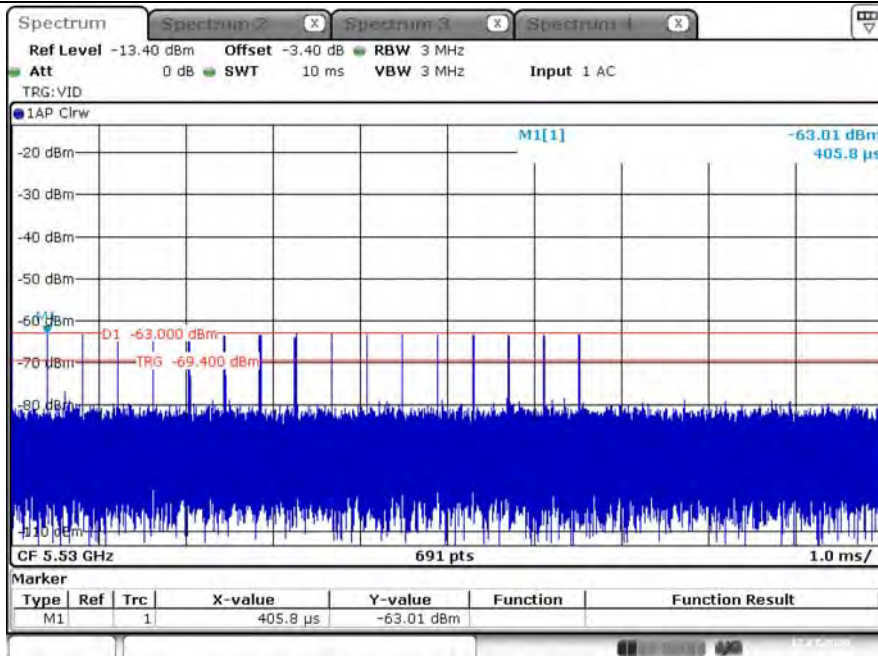


**Radar #2 DFS detection threshold level**



Date: 17.JUL.2020 21:15:51

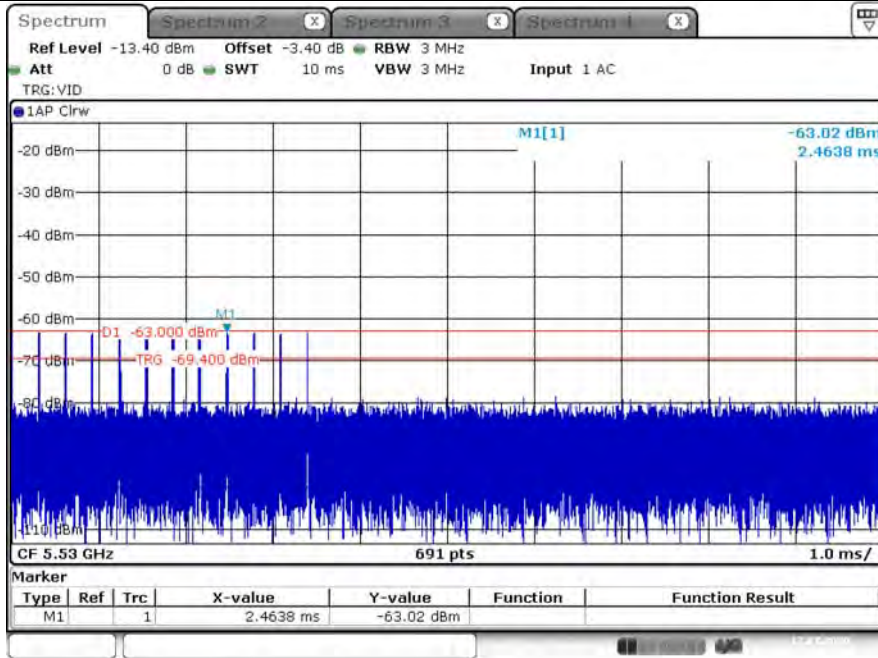
**Radar #3 DFS detection threshold level**



Date: 17.JUL.2020 21:16:47

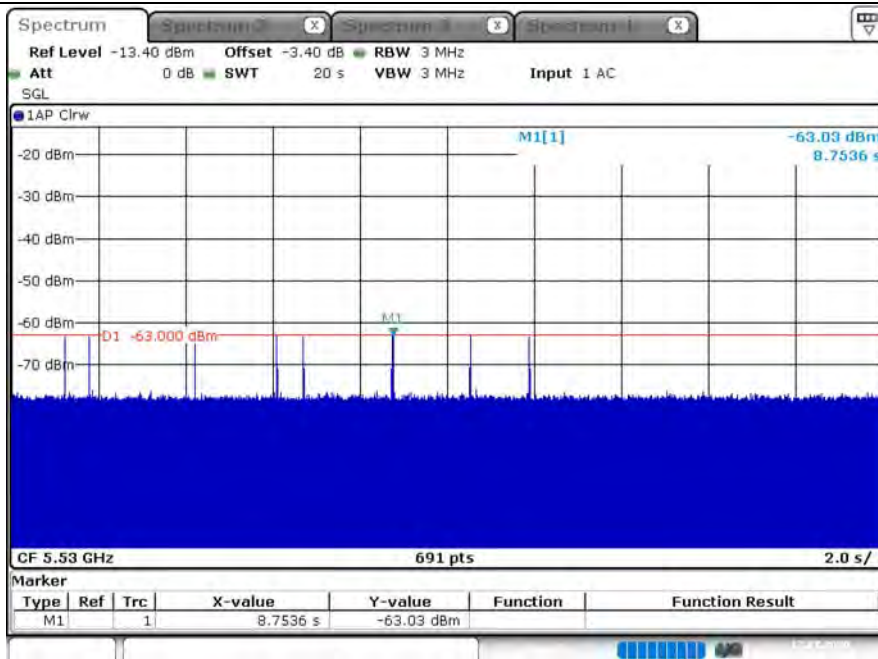


Radar #4 DFS detection threshold level



Date: 17.JUL.2020 21:17:04

Radar #5 DFS detection threshold level

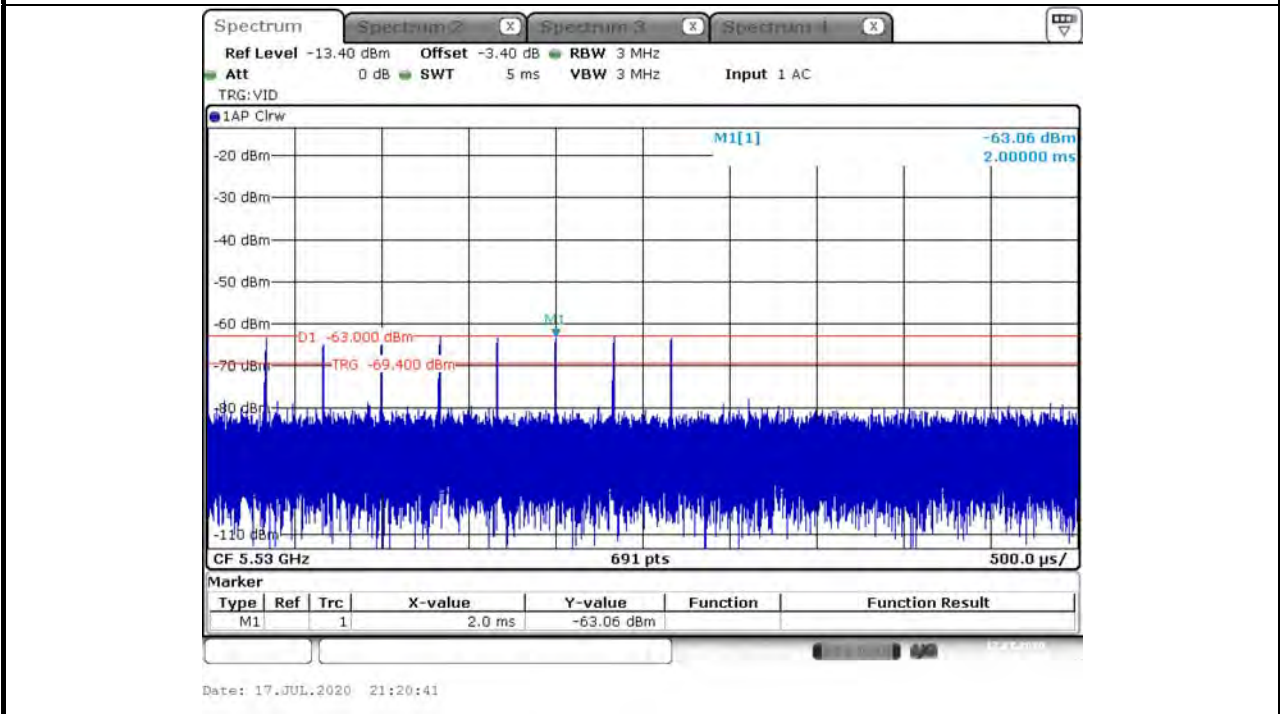


Date: 17.JUL.2020 21:19:53



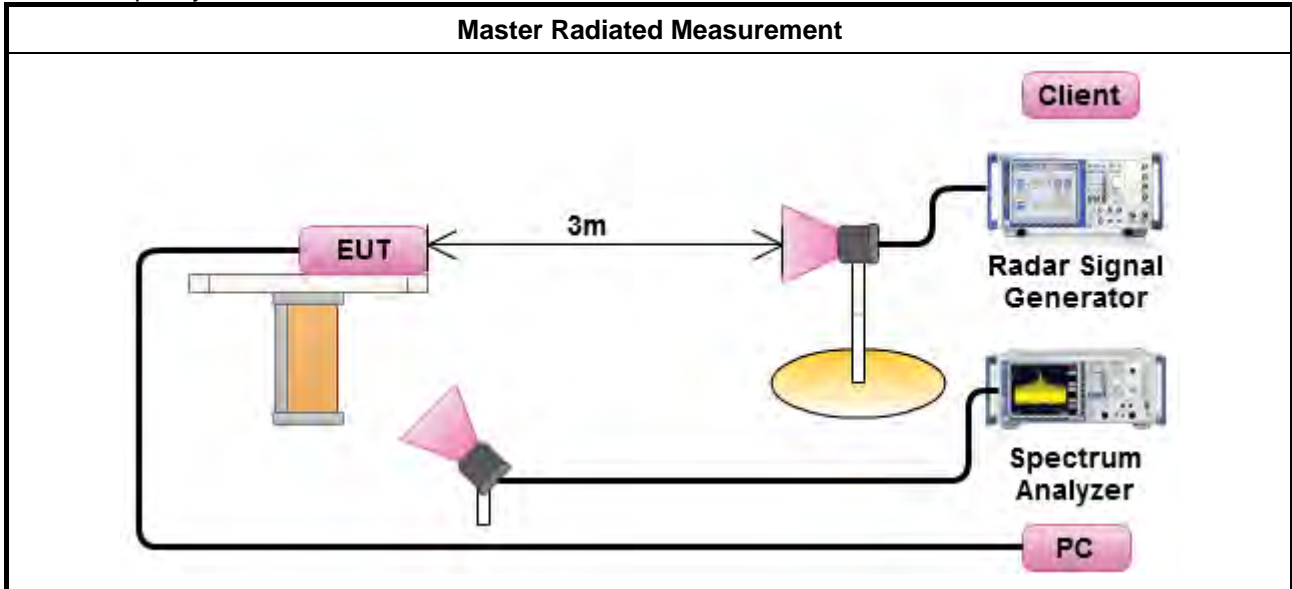


Radar #6 DFS detection threshold level



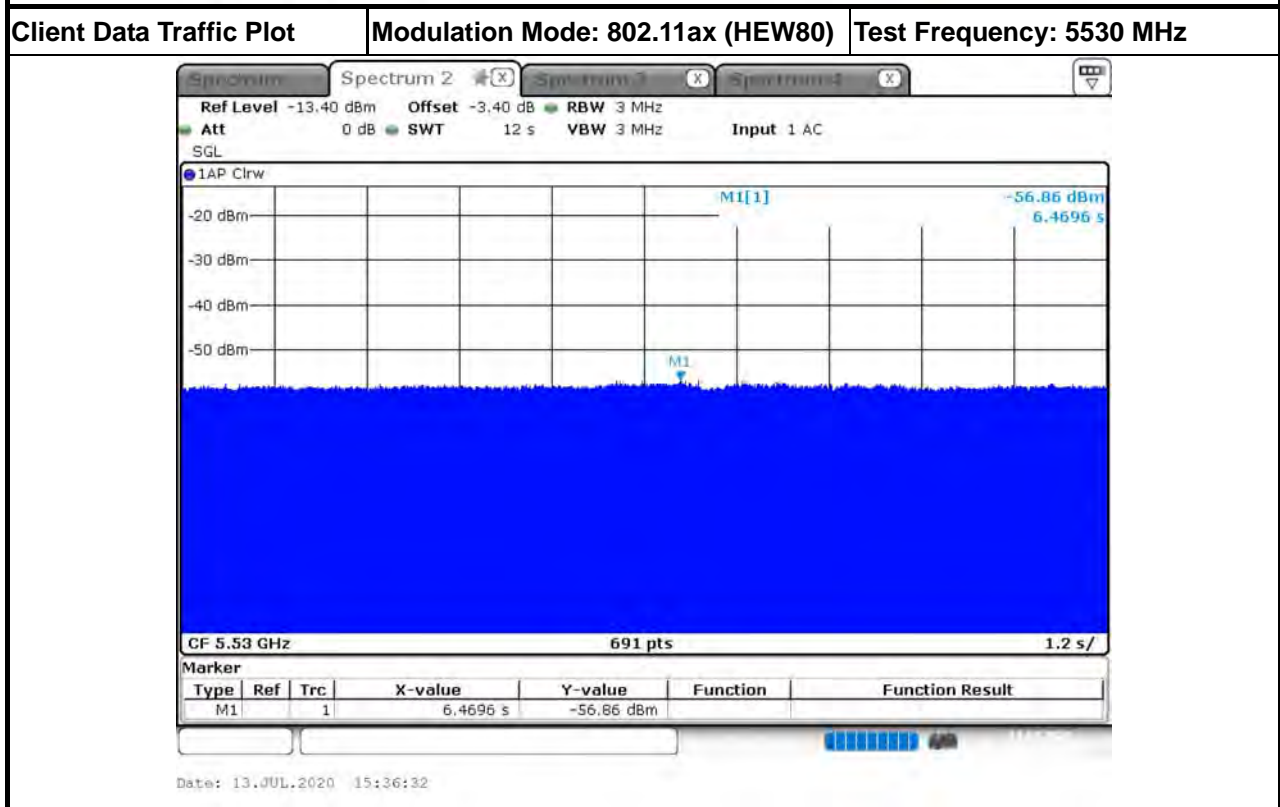
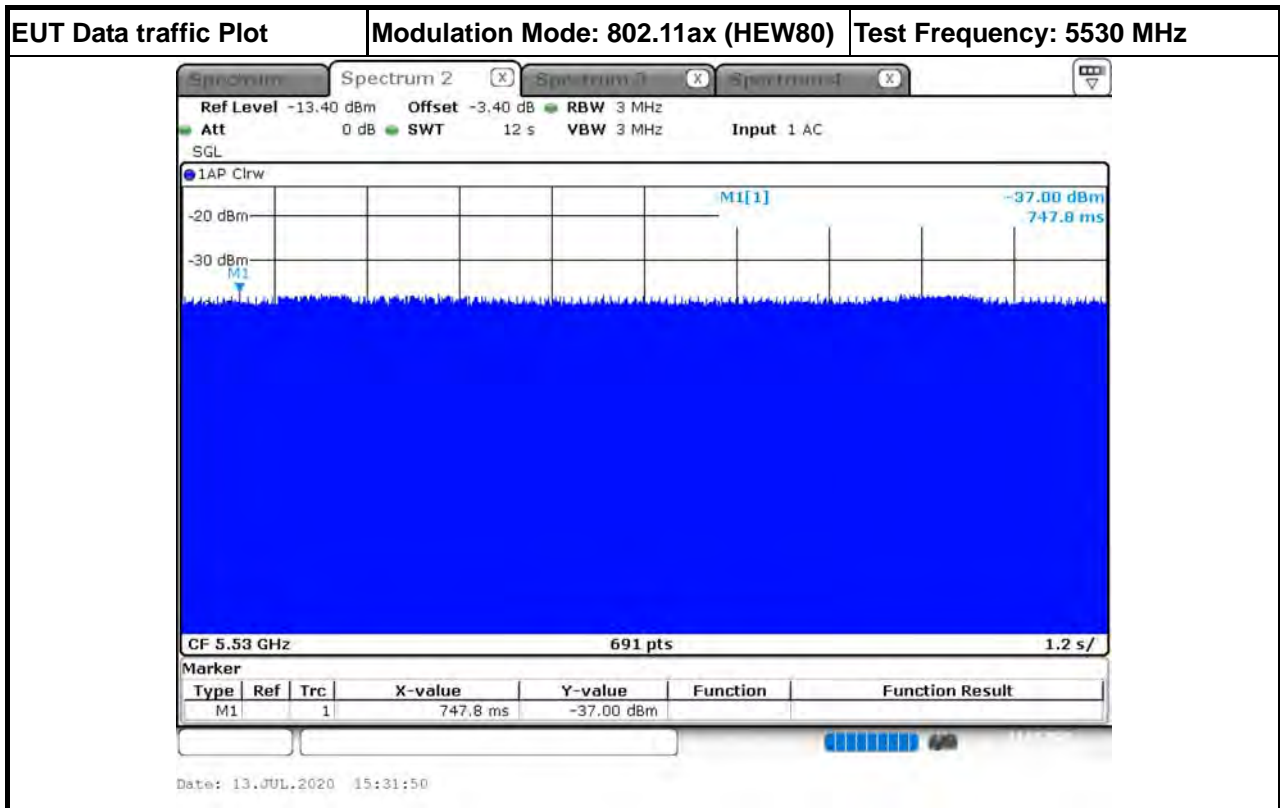
### 3.2.7 Test Setup

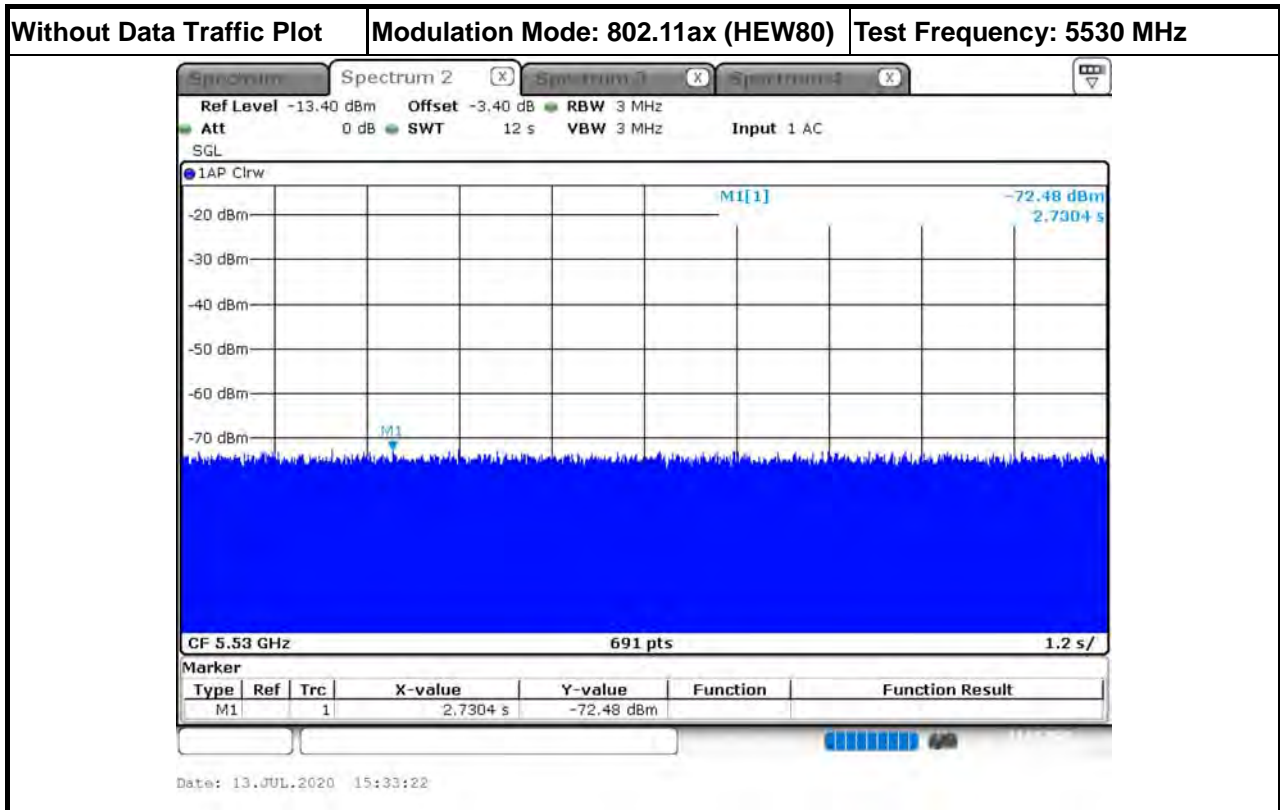
A spectrum analyzer is used as a monitor to verify that the EUT has vacated the Channel within the (Channel Closing Transmission Time and Channel Move Time, and does not transmit on a Channel during the Non-Occupancy Period after the detection and Channel move.





### 3.2.8 Data traffic Plot







### 3.3 UNII Detection Bandwidth

#### 3.3.1 UNII Detection Bandwidth Limit

Channel Bandwidth (MHz)	99% Occupied Bandwidth (MHz)	UNII Detection Bandwidth Min. Limit (MHz)
20	19.276	19.300
40	37.481	38
80	76.121	77

UNII Detection Bandwidth is minimum 100% of the 99% power bandwidth. A single radar Burst is generated for a minimum of 10 trials, and the response of the UUT is noted. The UUT must detect the Radar Waveform 90% or more of the time.

#### 3.3.2 Measuring Instruments

Refer a test equipment and calibration data table in this test report.

#### 3.3.3 Test Procedures

Test Method
<input checked="" type="checkbox"/> During the U-NII Detection Bandwidth detection test, radar type 0 is used and for each frequency step the minimum percentage of detection is 90 percent. Measurements are performed with no data traffic. The EUT is set up as a standalone device (no associated Client and no traffic). The radar frequency is increased in 1 MHz steps, repeating the above test sequence, until the detection rate falls below 90%. The highest frequency at which detection is greater than or equal to 90% is denoted as $F_H$ . The radar frequency is decreased in 1 MHz steps, repeating the above test sequence, until the detection rate falls below 90%. The lowest frequency at which detection is greater than or equal to 90% is denoted as $F_L$ . UNII Detection Bandwidth = $F_H - F_L$ .



3.3.4 Test Result of UNII Detection Bandwidth

EUT Frequency=5500 MHz												
Channel Bandwidth (MHz)	20											
Radar Frequency (MHz)	DFS Detection Trials (1=Detection, 0= No Detection)										Detection Rate (%)	
	1	2	3	4	5	6	7	8	9	10		
5490	0	0	0	0	0	0	0	0	0	0	0	0
5490.3 (FL)	1	0	1	1	1	1	1	1	1	1	1	90
5491	1	1	1	1	1	1	1	1	1	1	1	100
5492	1	1	1	1	1	1	1	1	1	1	1	100
5493	1	1	1	1	1	1	1	1	1	1	1	100
5494	1	1	1	1	1	1	1	1	1	1	1	100
5495	1	1	1	1	1	1	1	1	1	1	1	100
5500	1	1	1	1	1	1	1	1	1	1	1	100
5505	1	1	1	1	1	1	1	1	1	1	1	100
5506	1	1	1	1	1	1	1	1	1	1	1	100
5507	1	1	1	1	1	1	1	1	1	1	1	100
5508	1	1	1	1	1	1	1	1	1	1	1	100
5509	1	1	1	1	1	1	1	1	1	1	1	100
5509.6 (FH)	1	1	1	0	1	1	1	1	1	1	1	90
5510	0	0	0	0	0	0	0	0	0	0	0	0
Radar Type 0-Detection Bandwidth (MHz) = (FH-FL) = (5509.6MHz-5490.3MHz)=											19.30	
UNII Detection Bandwidth Min. Limit (MHz) =											19.300	
<b>Test Result</b>											<b>Complied</b>	



EUT Frequency=5510 MHz												
Channel Bandwidth (MHz)	40											
Radar Frequency (MHz)	DFS Detection Trials (1=Detection, 0= No Detection)										Detection Rate (%)	
	1	2	3	4	5	6	7	8	9	10		
5490	0	0	0	0	0	0	0	0	0	0	0	0
5491 (FL)	1	1	1	1	1	1	1	0	1	1	1	90
5492	1	1	1	1	1	1	1	1	1	1	1	100
5493	1	1	1	1	1	1	1	1	1	1	1	100
5494	1	1	1	1	1	1	1	1	1	1	1	100
5495	1	1	1	1	1	1	1	1	1	1	1	100
5500	1	1	1	1	1	1	1	1	1	1	1	100
5505	1	1	1	1	1	1	1	1	1	1	1	100
5510	1	1	1	1	1	1	1	1	1	1	1	100
5515	1	1	1	1	1	1	1	1	1	1	1	100
5520	1	1	1	1	1	1	1	1	1	1	1	100
5525	1	1	1	1	1	1	1	1	1	1	1	100
5526	1	1	1	1	1	1	1	1	1	1	1	100
5527	1	1	1	1	1	1	1	1	1	1	1	100
5528	1	1	1	1	1	1	1	1	1	1	1	100
5529 (FH)	1	1	1	1	1	0	1	1	1	1	1	90
5530	0	0	0	0	0	0	0	0	0	0	0	0
Radar Type 0-Detection Bandwidth (MHz) = (FH-FL) = (5529MHz-5491MHz)=											38	
UNII Detection Bandwidth Min. Limit (MHz) =											38	
<b>Test Result</b>											<b>Complied</b>	



EUT Frequency=5530 MHz												
Channel Bandwidth (MHz)	80											
Radar Frequency (MHz)	DFS Detection Trials (1=Detection, 0= No Detection)										Detection Rate (%)	
	1	2	3	4	5	6	7	8	9	10		
5491	0	0	0	0	0	0	0	0	0	0	0	0
5492 (FL)	1	1	1	1	1	1	1	1	1	0	1	90
5493	1	1	1	1	1	1	1	1	1	1	1	100
5494	1	1	1	1	1	1	1	1	1	1	1	100
5495	1	1	1	1	1	1	1	1	1	1	1	100
5500	1	1	1	1	1	1	1	1	1	1	1	100
5505	1	1	1	1	1	1	1	1	1	1	1	100
5510	1	1	1	1	1	1	1	1	1	1	1	100
5515	1	1	1	1	1	1	1	1	1	1	1	100
5520	1	1	1	1	1	1	1	1	1	1	1	100
5525	1	1	1	1	1	1	1	1	1	1	1	100
5530	1	1	1	1	1	1	1	1	1	1	1	100
5535	1	1	1	1	1	1	1	1	1	1	1	100
5540	1	1	1	1	1	1	1	1	1	1	1	100
5545	1	1	1	1	1	1	1	1	1	1	1	100
5550	1	1	1	1	1	1	1	1	1	1	1	100
5555	1	1	1	1	1	1	1	1	1	1	1	100
5560	1	1	1	1	1	1	1	1	1	1	1	100
5565	1	1	1	1	1	1	1	1	1	1	1	100
5566	1	1	1	1	1	1	1	1	1	1	1	100
5567	1	1	1	1	1	1	1	1	1	1	1	100
5568	1	1	1	1	1	1	1	1	1	1	1	100
5569 (FH)	1	1	1	1	1	1	1	0	1	1	1	90
5570	0	0	0	0	0	0	0	0	0	0	0	0
Radar Type 0-Detection Bandwidth (MHz) = (FH-FL) = (5569MHz-5492MHz)=											77	
UNII Detection Bandwidth Min. Limit (MHz) =											77	
<b>Test Result</b>											<b>Complied</b>	





### 3.4 Channel Availability Check (CAC)

#### 3.4.1 Channel Availability Check Limit

Channel Availability Check Limit	
<input checked="" type="checkbox"/>	The EUT shall perform a Channel Availability Check to ensure that there is no radar operating on the channel. After power-up sequence, receive at least 1 minute (60 sec) on the intended operating frequency.

#### 3.4.2 Measuring Instruments

Refer a test equipment and calibration data table in this test report.

#### 3.4.3 Test Procedures

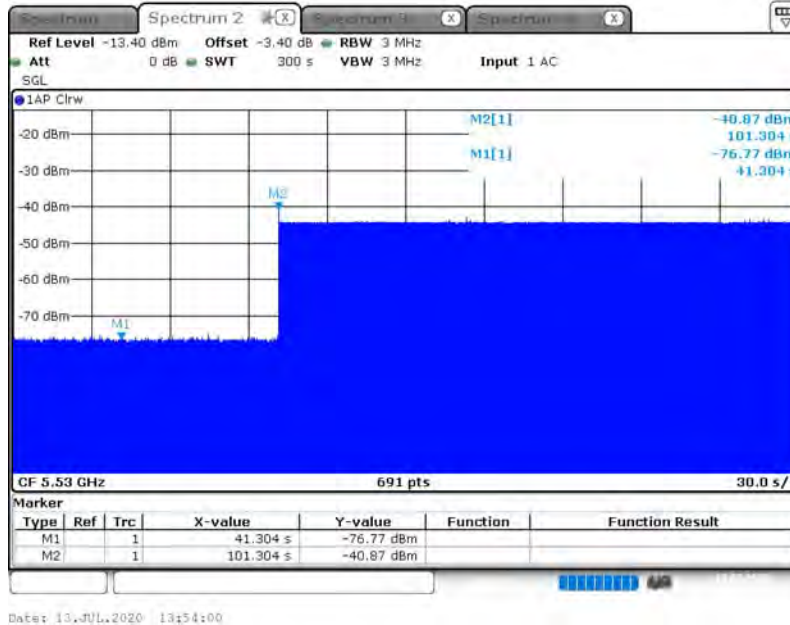
Test Method	
<input checked="" type="checkbox"/>	For Initial Channel Availability Check Time. The EUT does not emit beacon, control, or data signals on the test Channel until the power-up sequence has been completed and the UNII device checks for Radar Waveforms for one minute on the test Channel. This test does not use any Radar Waveforms.
<input checked="" type="checkbox"/>	For Radar Burst at the Beginning of the Channel Availability Check Time. To verify successful radar detection on the selected Channel during a period equal to the Beginning of the Channel Availability Check Time.
<input checked="" type="checkbox"/>	For Radar Burst at the End of the Channel Availability Check Time. To verify successful radar detection on the selected Channel during a period equal to the End of the Channel Availability Check Time.



### 3.4.4 Test Result of Initial Channel Availability Check Time

Modulation Mode	Freq.	Radar Test Signal
802.11ax (HEW80)	5530 MHz	N/A

The EUT does not transmit any beacon or data transmissions until at least 1 minute after the completion of the power-on cycle (41.304 sec). The initial CAC time of the EUT is indicated by marker 1 (41.304 sec). Initial beacons/data transmissions are indicated by marker 2 (101.304 sec).



Test Result

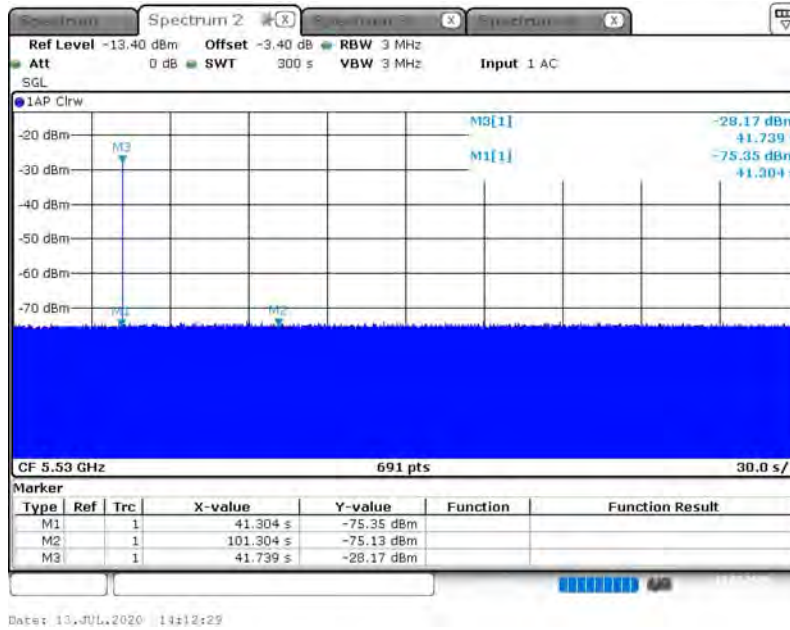
Complied



### 3.4.5 Test Result of Radar Burst at the Beginning of the Channel Availability Check Time

Modulation Mode	Freq. (MHz)	Radar Type Signal
802.11ax (HEW80)	5530 MHz	0

Visual indication on the EUT of successful detection of the radar Burst will be recorded and reported. Observation of emissions will continue for 258.261 seconds after the radar Burst has been generated. Verify that during the 300 seconds measurement window no EUT transmissions occurred.



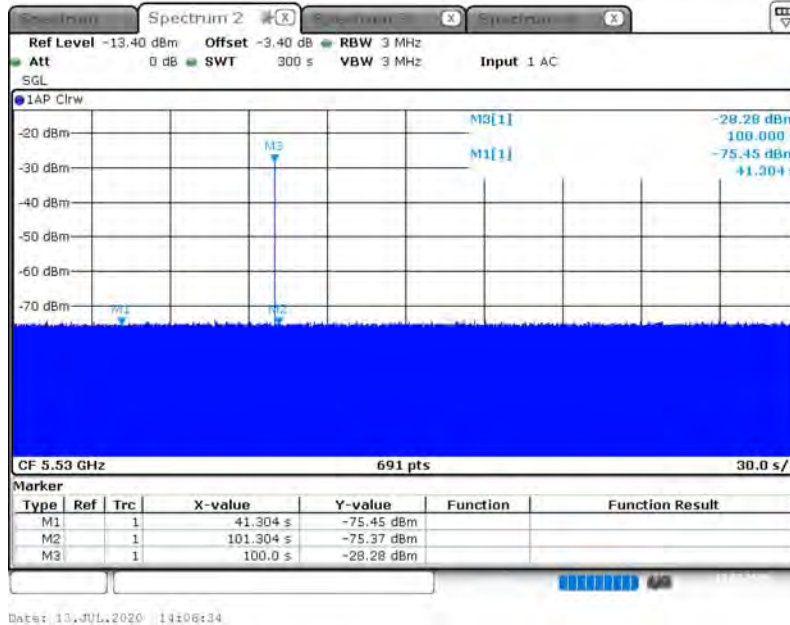
<b>Test Result</b>	<b>Complied</b>
--------------------	-----------------



3.4.6 Test Result of Radar Burst at the End of the Channel Availability Check Time

Modulation Mode	Freq. (MHz)	Radar Type Signal
802.11ax (HEW80)	5530 MHz	0

Visual indication on the EUT of successful detection of the radar Burst will be recorded and reported. Observation of emissions will continue for 198.696 seconds after the radar Burst has been generated. Verify that during the 300 seconds measurement window no EUT transmissions occurred.



Test Result

Complied



### 3.5 In-service Monitoring

#### 3.5.1 In-service Monitoring Limit

In-service Monitoring Limit	
Channel Move Time	10 sec
Channel Closing Transmission Time	200 ms + an aggregate of 60 ms over remaining 10 sec periods.
Non-occupancy period	Minimum 30 minutes

#### 3.5.2 Measuring Instruments

Refer a test equipment and calibration data table in this test report.

#### 3.5.3 Test Procedures

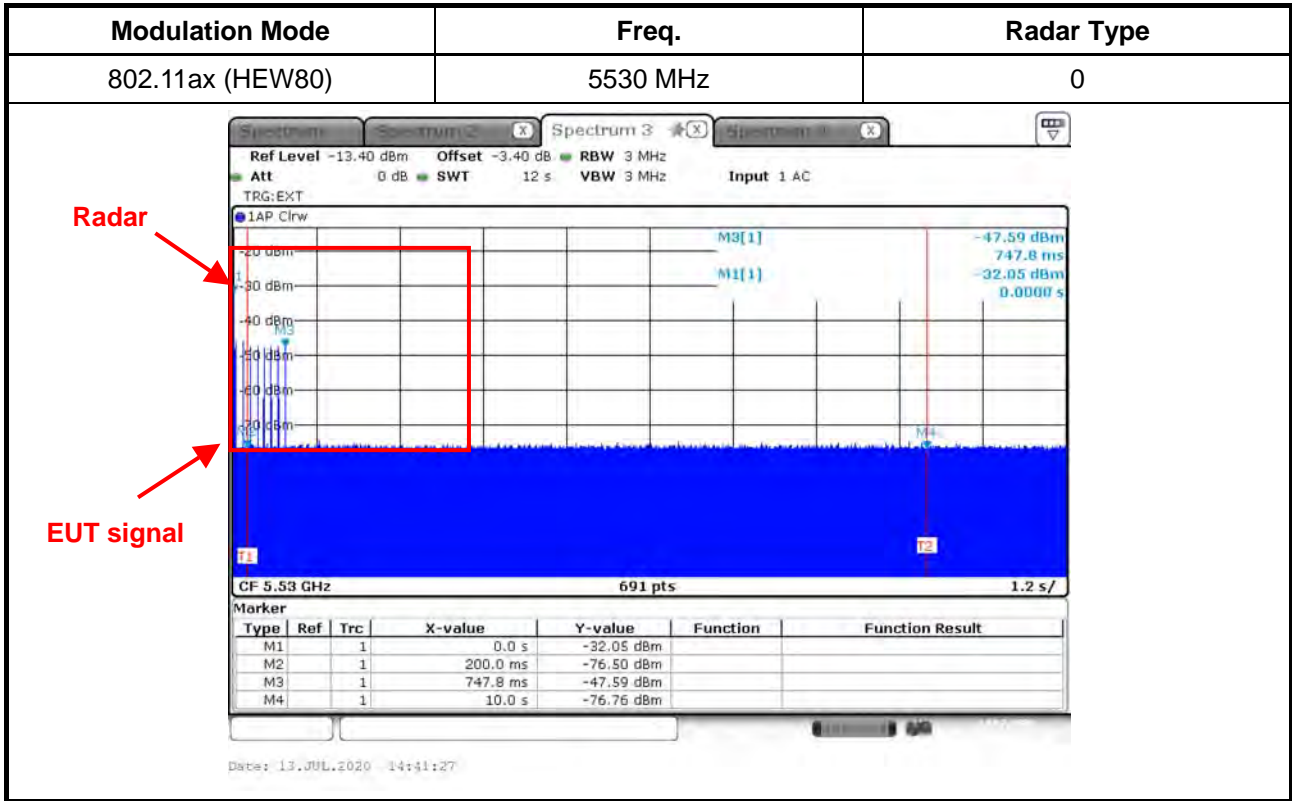
Test Method	
<input checked="" type="checkbox"/>	Verified during In-Service Monitoring; Channel Closing Transmission Time, Channel Move Time. Client Device will associate with the EUT. Observe the transmissions of the EUT at the end of the radar Burst on the Operating Channel for duration greater than 10 seconds. Measure and record the transmissions from the EUT during the observation time (Channel Move Time). Compare the Channel Move Time and Channel Closing Transmission Time limits.
<input checked="" type="checkbox"/>	Verified during In-Service Monitoring; Channel Closing Transmission Time, Channel Move Time. One 12 sec plot needs to be reported for the Short Pulse Radar Types 0. And zoom-in a 60 ms plot verified channel closing time for the aggregate transmission time starting from 200ms after the end of the radar signal to the completion of the channel move.
<input checked="" type="checkbox"/>	Verified during In-Service Monitoring; Non-Occupancy Period. Client Device will associate with the EUT. Observe the transmissions of the EUT at the end of the radar Burst on the Operating Channel for duration greater than 10 seconds. Measure and record the transmissions from the EUT during the observation time (Non-Occupancy Period). Compare the Non-Occupancy Period limits.



### 3.5.4 Test Result of Channel Move Time

Modulation Mode: 802.11ax (HEW80)

Parameter	Test Result	Limit
	Type 0	
Test Channel (MHz)	5530 MHz	-
Channel Move Time (sec.)	0.747	< 10s





### 3.5.5 Test Result of Channel Closing Transmission Time

Modulation Mode: 802.11ax (HEW80)

Parameter	Test Result	Limit
	Type 0	
Test Channel (MHz)	5530 MHz	-
Channel Closing Transmission Time (ms) (Note)	23.190	< 60ms

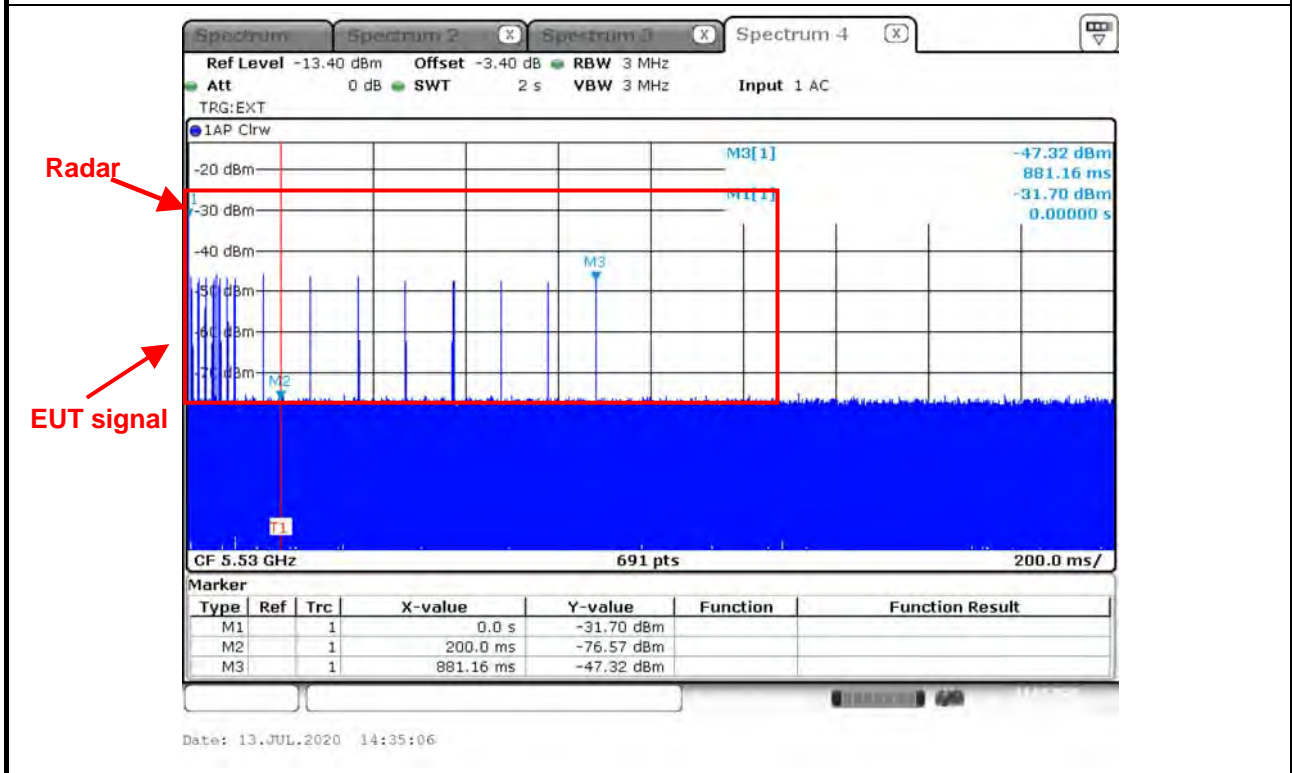
Note: The Channel Closing Transmission Time is comprised of 200 milliseconds starting at the beginning of the Channel Move Time plus any additional intermittent control signals required to facilitate a Channel move (an aggregate of 60 milliseconds) during the remainder of the 10 seconds period. The aggregate duration of control signals will not count quiet periods in between transmissions.





<b>Modulation Mode</b>	<b>Freq.</b>	<b>Radar Type</b>
802.11ax (HEW80)	5530 MHz	0

Channel Closing Transmission Time is comprised of 200 ms starting at the beginning of the Channel Move Time plus 60ms additional intermittent control signals



Dwell is the dwell time per spectrum analyzer sampling bin.

S is the sweep time

B is the number of spectrum analyzer sampling bins

C is the intermittent control signals of Channel Closing Transmission Time

N is the number of spectrum analyzer sampling bins (intermittent control signals) showing a U-NII transmission

$Dwell (2.9 ms) = S (2000 ms) / B (690)$

$C (23.19 ms) = N (8) \times Dwell (2.9 ms)$



### 3.5.6 Test Result of Non-Occupancy Period

Modulation Mode: 802.11ax (HEW80)

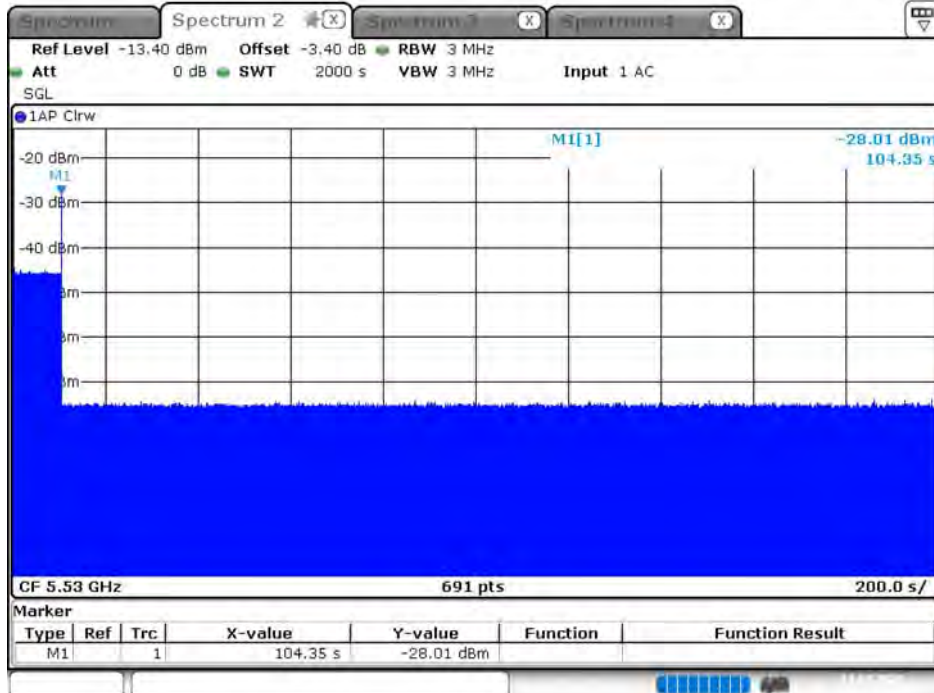
Parameter	Test Result	Limit
	Type 0	
Test Channel (MHz)	5530 MHz	-
Non-Occupancy Period (min.)	$\geq 30$	$\geq 30$ min



<b>Modulation Mode</b>	<b>Freq.</b>
802.11ax (HEW80)	5530 MHz

**Non-Occupancy Period**

During the 30 minutes observation time, UUT did not make any transmissions on a channel after a radar signal was detected on that channel by either the Channel Availability Check or the In-Service Monitoring.



Date: 13.JUL.2020 15:25:48



### 3.6 Statistical Performance Check

#### 3.6.1 Statistical Performance Check Limit

Radar Type	Minimum Percentage of Successful Detection (Pd)	Minimum Trials
1	60%	30
2	60%	30
3	60%	30
4	60%	30
Aggregate (Radar Types 1-4)	80%	120
5	80%	30
6	70%	30

The percentage of successful detection is calculated by:

$$\frac{\text{TotalWaveformDetections}}{\text{TotalWaveformTrails}} \times 100 = \text{Probability of Detection Radar Waveform}$$

In addition an aggregate minimum percentage of successful detection across all Short Pulse Radar Types 1-4 is required and is calculated as follows:

$$\frac{Pd1 + Pd2 + Pd3 + Pd4}{4}$$

#### 3.6.2 Measuring Instruments

Refer a test equipment and calibration data table in this test report.

#### 3.6.3 Test Procedures

Test Method
<input checked="" type="checkbox"/> For Statistical Performance Check test. Demonstrating a minimum channel loading of approximately 17% or greater of the test. Observe the transmissions of the UUT at the end of the Burst on the Operating Channel for duration greater than 10 seconds for Short Pulse Radar Types 1-4 and 6 to ensure detection occurs. Then Observe the transmissions of the UUT at the end of the Burst on the Operating Channel for duration greater than 22 seconds for Long Pulse Radar Type 5 to ensure detection occurs. The device can utilize a test mode to demonstrate when detection occurs to prevent the need to reset the device between trial runs.



**3.6.4 Test Result of Statistical Performance Check**

Modulation Mode: 802.11ax (HEW20)

**Type 1 Radar Statistical Performance**

Trial #	Test Freq. (MHz)	Pulse Repetition Frequency Number	Pulse Repetition Frequency (Pulse Per Second)	PRI (us)	1=Detection 0=No Detection
1	5502	1	1930.5	518	1
2	5495	23	326.2	3066	1
3	5496	19	1139.0	878	1
4	5503	12	1355.0	738	1
5	5506	4	1730.1	578	1
6	5505	8	1519.8	658	1
7	5505	15	1253.1	798	1
8	5507	6	1618.1	618	1
9	5498	14	1285.3	778	1
10	5500	3	1792.1	558	1
11	5509	13	1319.3	758	1
12	5494	9	1474.9	678	0
13	5504	7	1567.4	638	1
14	5502	17	1193.3	838	1
15	5495	10	1432.7	698	1
16	5497	-	1692.0	591	1
17	5493	-	328.1	3048	1
18	5504	-	373.4	2678	1
19	5503	-	574.4	1741	0
20	5504	-	1216.5	822	0
21	5496	-	801.3	1248	1
22	5498	-	488.5	2047	1
23	5500	-	956.0	1046	1
24	5492	-	517.6	1932	1
25	5498	-	1422.5	703	1
26	5493	-	542.0	1845	0
27	5509	-	741.3	1349	1
28	5507	-	881.8	1134	1
29	5496	-	427.4	2340	1
30	5493	-	628.9	1590	1
Detection Percentage (%)					86.667
Limit					60%
<b>Test Result</b>					<b>Complied</b>



Type 2 Radar Statistical Performance

Trial #	Test Freq. (MHz)	Pulse Width (us)	PRI (us)	Pulses / Burst	1=Detection 0=No Detection
1	5500	2.6	221	23	1
2	5502	4.6	198	27	1
3	5502	1.1	184	29	1
4	5503	4.8	203	24	0
5	5494	2.4	162	25	1
6	5499	3.4	204	28	1
7	5495	2.3	170	27	1
8	5501	3.5	184	23	1
9	5494	4.9	150	27	0
10	5499	4.6	211	29	1
11	5491	2.9	158	23	0
12	5496	2.6	226	27	1
13	5493	1.6	204	26	0
14	5504	3.9	181	25	1
15	5496	4.6	202	24	1
16	5504	4.1	194	27	1
17	5506	2.3	193	28	0
18	5499	3.9	173	29	1
19	5502	4.3	188	23	1
20	5499	1.5	215	26	1
21	5501	4.9	227	27	1
22	5508	1.1	199	23	1
23	5505	4.5	155	29	1
24	5491	4.0	190	27	1
25	5504	2.4	151	23	1
26	5504	2.5	180	28	1
27	5494	2.5	228	23	1
28	5504	2.5	203	25	1
29	5506	1.5	188	25	1
30	5495	1.9	217	24	0
Detection Percentage (%)					80.000
Limit					60%
<b>Test Result</b>					<b>Complied</b>



**Type 3 Radar Statistical Performance**

Trial #	Test Freq. (MHz)	Pulse Width (us)	PRI (us)	Pulses / Burst	1=Detection ; 0=No Detection
1	5494	8.0	205	16	1
2	5502	6.7	382	18	0
3	5498	8.6	418	16	1
4	5500	9.4	351	17	1
5	5502	7.4	383	18	1
6	5505	9.8	232	16	1
7	5509	9.1	377	17	1
8	5499	9.6	457	16	1
9	5496	8.0	471	18	1
10	5501	9.0	304	18	1
11	5507	8.0	316	17	1
12	5508	9.8	325	16	1
13	5503	8.0	409	17	1
14	5506	9.9	200	17	1
15	5505	8.8	458	16	0
16	5498	8.0	232	18	1
17	5504	8.3	250	16	1
18	5492	8.7	270	16	0
19	5508	7.7	350	17	1
20	5492	7.1	230	16	1
21	5498	7.3	416	18	1
22	5509	7.6	498	18	1
23	5503	7.3	286	17	1
24	5500	7.3	287	16	1
25	5492	7.5	462	17	1
26	5502	6.2	300	17	1
27	5494	6.4	323	18	1
28	5499	7.1	420	16	1
29	5508	7.2	395	18	1
30	5495	8.4	377	16	0
Detection Percentage (%)					86.667
Limit					60%
<b>Test Result</b>					<b>Complied</b>



Type 4 Radar Statistical Performance

Trial #	Test Freq. (MHz)	Pulse Width (us)	PRI (us)	Pulses / Burst	1=Detection 0=No Detection
1	5503	18.0	242	15	1
2	5498	19.9	279	12	1
3	5505	12.9	487	14	0
4	5503	15.0	452	13	1
5	5501	16.3	230	12	0
6	5491	19.8	238	13	1
7	5496	18.2	420	16	0
8	5493	16.3	452	15	1
9	5507	14.2	495	12	0
10	5503	17.8	228	16	1
11	5502	19.1	211	16	1
12	5502	18.4	283	15	0
13	5503	11.8	411	12	1
14	5492	14.2	284	13	1
15	5491	13.9	202	12	0
16	5502	17.8	340	14	1
17	5497	15.6	290	16	1
18	5507	14.6	250	16	1
19	5499	14.4	484	15	0
20	5508	18.9	387	13	1
21	5495	11.1	348	15	0
22	5492	13.8	291	16	1
23	5502	14.3	295	12	1
24	5498	12.5	300	12	1
25	5503	12.5	322	14	1
26	5509	12.5	383	13	1
27	5498	15.7	322	16	1
28	5491	19.8	469	13	0
29	5507	18.6	406	15	1
30	5498	15.9	238	14	1
Detection Percentage (%)					70.000
Limit					60%
<b>Test Result</b>					<b>Complied</b>





**Total Type 1~4 Radar Statistical Performance**

<b>Radar Type #</b>	<b>Detection Percentage (%)</b>
1	86.667
2	80.000
3	86.667
4	70.000
Aggregate (Radar Types 1-4)	80.833
Limit	80%
<b>Test Result</b>	<b>Complied</b>



**Type 5 Radar Statistical Performance**

Center Freq. (MHz)	Low Edge (MHz)	High Edge (MHz)	VSG Freq. (MHz)	Detection
Trial	Chirp	Offset		
1	5	2	5500.0	1
2	20	8	5500.0	0
3	7	2.8	5500.0	1
4	8	3.2	5500.0	1
5	9	3.6	5500.0	1
6	10	4	5500.0	1
7	11	4.4	5500.0	1
8	12	4.8	5500.0	1
9	13	5.2	5500.0	1
10	14	5.6	5500.0	1
11	15	6	5496.3	1
12	16	6.4	5496.7	1
13	17	6.8	5497.1	1
14	20	8	5498.3	1
15	19	7.6	5497.9	1
16	18	7.2	5497.5	1
17	17	6.8	5497.1	1
18	16	6.4	5496.7	0
19	15	6	5496.3	1
20	14	5.6	5495.9	1
21	13	5.2	5504.4	1
22	12	4.8	5504.8	1
23	11	4.4	5505.2	1
24	10	4	5505.6	1
25	9	3.6	5506.0	1
26	8	3.2	5506.4	1
27	18	7.2	5502.4	1
28	19	7.6	5502.0	1
29	20	8	5501.6	1
30	5	2	5507.6	1
Total				28
Detection Percentage (%)				93%
Limit				80%
<b>Test Result</b>				<b>Complied</b>



<b>Trial Number</b>							1
<b>Number of Bursts in Trial</b>							8
<b>Chirp Center Frequency</b>							5500
Burst	No. of Pulses	Pulse Width (us)	Chirp Width (MHz)	Pulse 1-to-2 Spacing (us)	Pulse 2-to-3 Spacing (us)	Starting Location Within Interval (ms)	
1	1	62.1	5	-	-	1091	
2	2	56	5	1729	-	133	
3	2	91.3	5	1230	-	1057	
4	3	50.7	5	1762	1616	1442	
5	2	92.6	5	1723	-	544	
6	2	87.3	5	1302	-	1089	
7	2	59.5	5	1291	-	1374	
8	2	52.2	5	1653	-	1237	
Detection Check (1=Detection; 0=No Detection)							1

<b>Trial Number</b>							2
<b>Number of Bursts in Trial</b>							9
<b>Chirp Center Frequency</b>							5500
Burst	No. of Pulses	Pulse Width (us)	Chirp Width (MHz)	Pulse 1-to-2 Spacing (us)	Pulse 2-to-3 Spacing (us)	Starting Location Within Interval (ms)	
1	3	90	20	1007	1326	30	
2	2	73.7	20	1785	-	979	
3	1	78.1	20	-	-	683	
4	2	92.4	20	1281	-	950	
5	1	61.2	20	-	-	612	
6	3	67.2	20	1525	1870	17	
7	1	78.5	20	-	-	429	
8	2	60.3	20	1931	-	936	
9	3	92.9	20	1403	1476	548	
Detection Check (1=Detection; 0=No Detection)							0



<b>Trial Number</b>							3
<b>Number of Bursts in Trial</b>							10
<b>Chirp Center Frequency</b>							5500
Burst	No. of Pulses	Pulse Width (us)	Chirp Width (MHz)	Pulse 1-to-2 Spacing (us)	Pulse 2-to-3 Spacing (us)	Starting Location Within Interval (ms)	
1	3	63.4	7	1574	1607	801	
2	1	98	7	-	-	966	
3	1	58.7	7	-	-	185	
4	1	88	7	-	-	1012	
5	3	79.5	7	1562	1370	943	
6	3	57.1	7	1900	1188	686	
7	2	64.4	7	1090	-	599	
8	1	78.7	7	-	-	1089	
9	1	69.3	7	-	-	188	
10	3	55.3	7	1375	1691	933	
Detection Check (1=Detection; 0=No Detection)							1

<b>Trial Number</b>							4
<b>Number of Bursts in Trial</b>							11
<b>Chirp Center Frequency</b>							5500
Burst	No. of Pulses	Pulse Width (us)	Chirp Width (MHz)	Pulse 1-to-2 Spacing (us)	Pulse 2-to-3 Spacing (us)	Starting Location Within Interval (ms)	
1	2	74.3	8	1642	-	24	
2	1	83.1	8	-	-	985	
3	2	59.5	8	1680	-	988	
4	2	59.8	8	1786	-	800	
5	2	77.6	8	1617	-	339	
6	2	79.9	8	1553	-	1040	
7	1	56	8	-	-	544	
8	3	71.4	8	1406	1927	452	
9	1	97.4	8	-	-	204	
10	2	98.3	8	1037	-	926	
11	1	63.6	8	-	-	1052	
Detection Check (1=Detection; 0=No Detection)							1



Trial Number		5				
Number of Bursts in Trial		12				
Chirp Center Frequency		5500				
Burst	No. of Pulses	Pulse Width (us)	Chirp Width (MHz)	Pulse 1-to-2 Spacing (us)	Pulse 2-to-3 Spacing (us)	Starting Location Within Interval (ms)
1	1	50	9	-	-	557
2	2	62.5	9	1731	-	567
3	2	55.4	9	1070	-	460
4	1	65.7	9	-	-	4
5	2	58	9	1512	-	64
6	2	60.9	9	1230	-	650
7	3	89.6	9	1598	1738	235
8	3	84.4	9	1271	1617	873
9	3	72.3	9	1498	1321	901
10	1	58.9	9	-	-	663
11	2	74.8	9	1584	-	919
12	1	71.8	9	-	-	375
Detection Check (1=Detection; 0=No Detection)						1

Trial Number		6				
Number of Bursts in Trial		13				
Chirp Center Frequency		5500				
Burst	No. of Pulses	Pulse Width (us)	Chirp Width (MHz)	Pulse 1-to-2 Spacing (us)	Pulse 2-to-3 Spacing (us)	Starting Location Within Interval (ms)
1	2	88.1	10	1257	-	846
2	1	58.7	10	-	-	725
3	2	97.1	10	1037	-	30
4	3	83.1	10	1029	1106	490
5	1	62.1	10	-	-	262
6	2	71.4	10	1058	-	283
7	2	86.3	10	1867	-	49
8	3	77.3	10	1418	1876	634
9	1	78.9	10	-	-	304
10	3	79.2	10	1055	1572	564
11	3	52	10	1582	1836	852
12	3	56.5	10	1195	1542	525
13	3	100	10	1638	1729	750
Detection Check (1=Detection; 0=No Detection)						1



<b>Trial Number</b>							7
<b>Number of Bursts in Trial</b>							14
<b>Chirp Center Frequency</b>							5500
Burst	No. of Pulses	Pulse Width (us)	Chirp Width (MHz)	Pulse 1-to-2 Spacing (us)	Pulse 2-to-3 Spacing (us)	Starting Location Within Interval (ms)	
1	2	92.7	11	1208	-	231	
2	2	81.3	11	1144	-	804	
3	2	60.4	11	1555	-	34	
4	2	62.1	11	1320	-	427	
5	1	50	11	-	-	577	
6	3	65.9	11	1020	1365	3	
7	2	73.8	11	1308	-	51	
8	2	74.3	11	1143	-	360	
9	1	62.9	11	-	-	394	
10	2	74.8	11	1404	-	317	
11	2	69.7	11	1309	-	532	
12	2	69.8	11	1688	-	339	
13	2	77.4	11	1857	-	381	
14	1	55.1	11	-	-	426	
Detection Check (1=Detection; 0=No Detection)							1

<b>Trial Number</b>							8
<b>Number of Bursts in Trial</b>							15
<b>Chirp Center Frequency</b>							5500
Burst	No. of Pulses	Pulse Width (us)	Chirp Width (MHz)	Pulse 1-to-2 Spacing (us)	Pulse 2-to-3 Spacing (us)	Starting Location Within Interval (ms)	
1	1	91.7	12	-	-	776	
2	2	90	12	1196	-	187	
3	3	92.3	12	1486	1853	448	
4	2	66.8	12	1545	-	702	
5	1	64	12	-	-	403	
6	3	95.4	12	1123	1473	230	
7	3	66.8	12	1867	1401	604	
8	3	67.7	12	1472	1397	38	
9	1	68.2	12	-	-	735	
10	2	82.2	12	1297	-	610	
11	1	92.1	12	-	-	618	
12	2	57	12	1764	-	705	
13	2	58.5	12	1310	-	22	
14	3	85.5	12	1630	1447	641	
15	2	82.2	12	1371	-	109	
Detection Check (1=Detection; 0=No Detection)							1



Trial Number			9			
Number of Bursts in Trial			16			
Chirp Center Frequency			5500			
Burst	No. of Pulses	Pulse Width (us)	Chirp Width (MHz)	Pulse 1-to-2 Spacing (us)	Pulse 2-to-3 Spacing (us)	Starting Location Within Interval (ms)
1	2	74.4	13	1707	-	442
2	2	63.6	13	1725	-	280
3	2	71.3	13	1704	-	459
4	3	77.6	13	1063	1405	197
5	3	65.2	13	1731	1294	101
6	3	55.1	13	1109	1549	17
7	2	96.8	13	1034	-	131
8	3	80.8	13	1533	1051	365
9	1	60.4	13	-	-	222
10	2	61.8	13	1312	-	371
11	2	71.3	13	1657	-	33
12	2	98.1	13	1024	-	291
13	1	57.9	13	-	-	188
14	1	91.8	13	-	-	163
15	2	56.7	13	1259	-	426
16	2	89.7	13	1690	-	606
Detection Check (1=Detection; 0=No Detection)						1



<b>Trial Number</b>			10			
<b>Number of Bursts in Trial</b>			17			
<b>Chirp Center Frequency</b>			5500			
<b>Burst</b>	<b>No. of Pulses</b>	<b>Pulse Width (us)</b>	<b>Chirp Width (MHz)</b>	<b>Pulse 1-to-2 Spacing (us)</b>	<b>Pulse 2-to-3 Spacing (us)</b>	<b>Starting Location Within Interval (ms)</b>
1	2	74.4	14	1107	-	462
2	1	87.6	14	-	-	653
3	2	61.7	14	1741	-	457
4	2	57.5	14	1566	-	388
5	2	66.1	14	1855	-	63
6	3	70.1	14	1044	1012	136
7	1	66.4	14	-	-	343
8	1	59.2	14	-	-	349
9	2	88.3	14	1240	-	362
10	1	64.7	14	-	-	221
11	2	73	14	1703	-	144
12	2	81.7	14	1450	-	671
13	3	70.1	14	1741	1278	320
14	1	63.6	14	-	-	196
15	1	58.7	14	-	-	413
16	2	65.9	14	1478	-	170
17	1	72.7	14	-	-	564
<b>Detection Check (1=Detection; 0=No Detection)</b>						1





<b>Trial Number</b>			11			
<b>Number of Bursts in Trial</b>			18			
<b>Chirp Center Frequency</b>			5496			
<b>Burst</b>	<b>No. of Pulses</b>	<b>Pulse Width (us)</b>	<b>Chirp Width (MHz)</b>	<b>Pulse 1-to-2 Spacing (us)</b>	<b>Pulse 2-to-3 Spacing (us)</b>	<b>Starting Location Within Interval (ms)</b>
1	2	72.1	15	1193	-	130
2	3	76.3	15	1484	1390	114
3	1	86.1	15	-	-	14
4	1	73.2	15	-	-	604
5	1	81.2	15	-	-	548
6	2	99.5	15	1398	-	173
7	1	93.9	15	-	-	262
8	2	75.9	15	1921	-	38
9	3	79.2	15	1100	1429	84
10	3	77	15	1166	1799	610
11	1	91.8	15	-	-	339
12	3	56.8	15	1330	1556	580
13	2	83.1	15	1556	-	295
14	2	63	15	1552	-	156
15	1	65.7	15	-	-	439
16	1	64.5	15	-	-	188
17	1	88.5	15	-	-	419
18	1	60.6	15	-	-	205
<b>Detection Check (1=Detection; 0=No Detection)</b>						1



Trial Number			12			
Number of Bursts in Trial			19			
Chirp Center Frequency			5497			
Burst	No. of Pulses	Pulse Width (us)	Chirp Width (MHz)	Pulse 1-to-2 Spacing (us)	Pulse 2-to-3 Spacing (us)	Starting Location Within Interval (ms)
1	2	90.5	16	1299	-	381
2	2	88.4	16	1418	-	327
3	2	53.7	16	1055	-	536
4	1	80.5	16	-	-	285
5	1	50.4	16	-	-	398
6	2	61.2	16	1749	-	439
7	2	78.8	16	1065	-	129
8	3	75	16	1748	1820	325
9	2	96.7	16	1254	-	440
10	3	76.3	16	1848	1106	397
11	1	73.3	16	-	-	232
12	2	92.4	16	1317	-	91
13	2	92.4	16	1854	-	256
14	3	64.4	16	1240	1634	582
15	2	67.3	16	1473	-	117
16	2	84.1	16	1795	-	202
17	1	80.9	16	-	-	135
18	1	74.6	16	-	-	396
19	2	97.6	16	1805	-	615
Detection Check (1=Detection; 0=No Detection)						1



<b>Trial Number</b>							13
<b>Number of Bursts in Trial</b>							20
<b>Chirp Center Frequency</b>							5497
Burst	No. of Pulses	Pulse Width (us)	Chirp Width (MHz)	Pulse 1-to-2 Spacing (us)	Pulse 2-to-3 Spacing (us)	Starting Location Within Interval (ms)	
1	2	66.1	17	1417	-	388	
2	2	86.7	17	1693	-	348	
3	2	70.5	17	1263	-	215	
4	2	78	17	1446	-	28	
5	2	66	17	1185	-	585	
6	2	80.6	17	1855	-	65	
7	1	95.5	17	-	-	92	
8	1	98.8	17	-	-	68	
9	3	64.3	17	1641	1108	517	
10	1	75.1	17	-	-	121	
11	2	72.6	17	1499	-	448	
12	1	60.3	17	-	-	567	
13	2	54.9	17	1056	-	245	
14	2	98.8	17	1023	-	584	
15	2	60.9	17	1243	-	579	
16	2	62.7	17	1226	-	464	
17	1	80.1	17	-	-	89	
18	2	70.9	17	1711	-	153	
19	1	90.7	17	-	-	282	
20	1	98.9	17	-	-	71	
Detection Check (1=Detection; 0=No Detection)							1

<b>Trial Number</b>							14
<b>Number of Bursts in Trial</b>							8
<b>Chirp Center Frequency</b>							5498
Burst	No. of Pulses	Pulse Width (us)	Chirp Width (MHz)	Pulse 1-to-2 Spacing (us)	Pulse 2-to-3 Spacing (us)	Starting Location Within Interval (ms)	
1	2	67.5	20	1542	-	947	
2	3	83.6	20	1272	1696	124	
3	2	93.2	20	1877	-	701	
4	1	55.6	20	-	-	1123	
5	3	84.2	20	1733	1619	756	
6	3	69.1	20	1612	1071	1	
7	2	66.9	20	1905	-	7	
8	3	86.8	20	1697	1621	1082	
Detection Check (1=Detection; 0=No Detection)							1



<b>Trial Number</b>							15
<b>Number of Bursts in Trial</b>							9
<b>Chirp Center Frequency</b>							5498
Burst	No. of Pulses	Pulse Width (us)	Chirp Width (MHz)	Pulse 1-to-2 Spacing (us)	Pulse 2-to-3 Spacing (us)	Starting Location Within Interval (ms)	
1	2	62.2	19	1571	-	949	
2	2	85	19	1669	-	189	
3	2	64.5	19	1505	-	176	
4	2	50.4	19	1325	-	538	
5	2	66.1	19	1483	-	908	
6	2	71.2	19	1110	-	1017	
7	3	53.7	19	1445	1677	492	
8	3	62.5	19	1596	1341	349	
9	3	62	19	1929	1221	1105	
Detection Check (1=Detection; 0=No Detection)							1

<b>Trial Number</b>							16
<b>Number of Bursts in Trial</b>							10
<b>Chirp Center Frequency</b>							5498
Burst	No. of Pulses	Pulse Width (us)	Chirp Width (MHz)	Pulse 1-to-2 Spacing (us)	Pulse 2-to-3 Spacing (us)	Starting Location Within Interval (ms)	
1	2	80.5	18	1910	-	284	
2	2	64.2	18	1661	-	751	
3	2	90.1	18	1041	-	491	
4	2	69.8	18	1495	-	107	
5	1	73.1	18	-	-	490	
6	3	77.2	18	1418	1145	1155	
7	3	52.6	18	1732	1787	772	
8	2	71.4	18	1562	-	121	
9	2	89.8	18	1491	-	89	
10	2	76.4	18	1355	-	615	
Detection Check (1=Detection; 0=No Detection)							1



Trial Number							17
Number of Bursts in Trial							11
Chirp Center Frequency							5497
Burst	No. of Pulses	Pulse Width (us)	Chirp Width (MHz)	Pulse 1-to-2 Spacing (us)	Pulse 2-to-3 Spacing (us)	Starting Location Within Interval (ms)	
1	2	51.2	17	1236	-	740	
2	1	71.7	17	-	-	941	
3	2	74.7	17	1164	-	370	
4	2	50.9	17	1919	-	371	
5	2	65.2	17	1206	-	1033	
6	2	98	17	1182	-	346	
7	2	58.7	17	1612	-	639	
8	1	63.8	17	-	-	1056	
9	3	86.3	17	1545	1065	205	
10	1	94.4	17	-	-	753	
11	3	88.5	17	1699	1319	58	
Detection Check (1=Detection; 0=No Detection)							1

Trial Number							18
Number of Bursts in Trial							12
Chirp Center Frequency							5497
Burst	No. of Pulses	Pulse Width (us)	Chirp Width (MHz)	Pulse 1-to-2 Spacing (us)	Pulse 2-to-3 Spacing (us)	Starting Location Within Interval (ms)	
1	2	88.7	16	1405	-	448	
2	3	90.2	16	1544	1235	621	
3	1	96.5	16	-	-	512	
4	2	80.5	16	1090	-	321	
5	2	63.7	16	1268	-	798	
6	1	53.4	16	-	-	809	
7	2	52.3	16	1043	-	301	
8	3	54.7	16	1701	1104	796	
9	3	75.6	16	1923	1729	669	
10	2	59.2	16	1244	-	369	
11	1	56.3	16	-	-	51	
12	2	87.8	16	1608	-	733	
Detection Check (1=Detection; 0=No Detection)							0



<b>Trial Number</b>							19
<b>Number of Bursts in Trial</b>							13
<b>Chirp Center Frequency</b>							5496
Burst	No. of Pulses	Pulse Width (us)	Chirp Width (MHz)	Pulse 1-to-2 Spacing (us)	Pulse 2-to-3 Spacing (us)	Starting Location Within Interval (ms)	
1	2	68.2	15	1104	-	229	
2	2	58.4	15	1627	-	488	
3	3	74.7	15	1861	1015	137	
4	2	58.2	15	1593	-	520	
5	1	51.6	15	-	-	799	
6	2	94.7	15	1469	-	43	
7	2	70.7	15	1091	-	126	
8	2	82.9	15	1472	-	607	
9	3	62.7	15	1168	1453	527	
10	2	63.1	15	1529	-	143	
11	1	96.1	15	-	-	176	
12	2	57	15	1457	-	882	
13	3	95.6	15	1707	1501	214	
Detection Check (1=Detection; 0=No Detection)							1

<b>Trial Number</b>							20
<b>Number of Bursts in Trial</b>							14
<b>Chirp Center Frequency</b>							5496
Burst	No. of Pulses	Pulse Width (us)	Chirp Width (MHz)	Pulse 1-to-2 Spacing (us)	Pulse 2-to-3 Spacing (us)	Starting Location Within Interval (ms)	
1	1	95.7	14	-	-	117	
2	1	93.1	14	-	-	720	
3	1	55.8	14	-	-	297	
4	1	76.7	14	-	-	284	
5	2	68	14	1686	-	472	
6	3	94.1	14	1796	1393	264	
7	2	53.9	14	1293	-	525	
8	1	99.3	14	-	-	155	
9	2	73.3	14	1458	-	65	
10	2	93.3	14	1196	-	451	
11	3	55.8	14	1895	1034	243	
12	1	66.4	14	-	-	228	
13	2	65.6	14	1732	-	746	
14	2	76.5	14	1187	-	522	
Detection Check (1=Detection; 0=No Detection)							1



<b>Trial Number</b>							21
<b>Number of Bursts in Trial</b>							15
<b>Chirp Center Frequency</b>							5504
Burst	No. of Pulses	Pulse Width (us)	Chirp Width (MHz)	Pulse 1-to-2 Spacing (us)	Pulse 2-to-3 Spacing (us)	Starting Location Within Interval (ms)	
1	1	85.1	13	-	-	565	
2	2	72.5	13	1648	-	211	
3	1	67.5	13	-	-	348	
4	2	56.1	13	1360	-	156	
5	1	71.1	13	-	-	718	
6	2	93.1	13	1391	-	400	
7	1	56.5	13	-	-	482	
8	1	63.8	13	-	-	703	
9	2	67.4	13	1727	-	780	
10	1	52.3	13	-	-	102	
11	3	62.4	13	1228	1715	304	
12	2	53.3	13	1630	-	57	
13	2	83.1	13	1205	-	768	
14	2	93.7	13	1085	-	461	
15	2	90.7	13	1297	-	746	
Detection Check (1=Detection; 0=No Detection)							1

<b>Trial Number</b>							22
<b>Number of Bursts in Trial</b>							16
<b>Chirp Center Frequency</b>							5505
Burst	No. of Pulses	Pulse Width (us)	Chirp Width (MHz)	Pulse 1-to-2 Spacing (us)	Pulse 2-to-3 Spacing (us)	Starting Location Within Interval (ms)	
1	2	98.8	12	1439	-	95	
2	1	54.5	12	-	-	676	
3	2	80.5	12	1360	-	8	
4	2	55.9	12	1906	-	373	
5	2	72.1	12	1623	-	254	
6	2	84.4	12	1604	-	480	
7	1	78.5	12	-	-	663	
8	1	88	12	-	-	314	
9	2	74.7	12	1157	-	596	
10	2	97.1	12	1673	-	264	
11	1	81.6	12	-	-	740	
12	1	83.6	12	-	-	163	
13	3	87.6	12	1757	1322	628	
14	2	58.5	12	1372	-	132	
15	3	91.8	12	1767	1183	106	
16	2	58.8	12	1432	-	659	
Detection Check (1=Detection; 0=No Detection)							1



<b>Trial Number</b>			23			
<b>Number of Bursts in Trial</b>			17			
<b>Chirp Center Frequency</b>			5505			
<b>Burst</b>	<b>No. of Pulses</b>	<b>Pulse Width (us)</b>	<b>Chirp Width (MHz)</b>	<b>Pulse 1-to-2 Spacing (us)</b>	<b>Pulse 2-to-3 Spacing (us)</b>	<b>Starting Location Within Interval (ms)</b>
1	1	96	11	-	-	284
2	2	92.5	11	1241	-	488
3	2	89.5	11	1347	-	76
4	2	74.8	11	1607	-	688
5	2	60.6	11	1523	-	28
6	2	71.5	11	1659	-	383
7	2	71.1	11	1454	-	182
8	1	98.7	11	-	-	20
9	2	85.1	11	1770	-	576
10	2	89.2	11	1086	-	410
11	2	60.7	11	1101	-	458
12	2	75.2	11	1719	-	348
13	2	75.7	11	1799	-	481
14	3	56.7	11	1132	1884	587
15	2	65	11	1885	-	480
16	2	64.6	11	1910	-	195
17	3	69.9	11	1410	1190	396
<b>Detection Check (1=Detection; 0=No Detection)</b>						1





<b>Trial Number</b>			24			
<b>Number of Bursts in Trial</b>			18			
<b>Chirp Center Frequency</b>			5506			
<b>Burst</b>	<b>No. of Pulses</b>	<b>Pulse Width (us)</b>	<b>Chirp Width (MHz)</b>	<b>Pulse 1-to-2 Spacing (us)</b>	<b>Pulse 2-to-3 Spacing (us)</b>	<b>Starting Location Within Interval (ms)</b>
1	3	83.8	10	1290	1021	536
2	2	66.9	10	1112	-	44
3	3	91	10	1220	1504	611
4	2	86.1	10	1678	-	456
5	3	65.5	10	1928	1222	330
6	1	62.6	10	-	-	297
7	3	68.7	10	1505	1200	351
8	3	59.2	10	1452	1114	230
9	1	73.9	10	-	-	222
10	1	77.2	10	-	-	57
11	2	96.4	10	1357	-	399
12	2	99.9	10	1173	-	299
13	2	99.9	10	1520	-	464
14	1	86.7	10	-	-	294
15	1	92.6	10	-	-	653
16	1	77.1	10	-	-	550
17	2	81.1	10	1664	-	566
18	3	68.4	10	1536	1309	580
<b>Detection Check (1=Detection; 0=No Detection)</b>						1



<b>Trial Number</b>			25			
<b>Number of Bursts in Trial</b>			19			
<b>Chirp Center Frequency</b>			5506			
<b>Burst</b>	<b>No. of Pulses</b>	<b>Pulse Width (us)</b>	<b>Chirp Width (MHz)</b>	<b>Pulse 1-to-2 Spacing (us)</b>	<b>Pulse 2-to-3 Spacing (us)</b>	<b>Starting Location Within Interval (ms)</b>
1	3	68.2	9	1723	1868	471
2	3	83.7	9	1711	1405	368
3	2	69.7	9	1781	-	425
4	1	59.7	9	-	-	440
5	2	96.7	9	1484	-	123
6	2	95.8	9	1319	-	261
7	3	71.3	9	1095	1354	332
8	3	53.2	9	1527	1427	427
9	2	69.5	9	1771	-	397
10	3	63.9	9	1075	1447	67
11	2	93.4	9	1783	-	174
12	2	77.3	9	1564	-	17
13	2	73.1	9	1294	-	216
14	1	77.4	9	-	-	292
15	3	57.2	9	1722	1886	619
16	2	68.7	9	1629	-	233
17	1	60.8	9	-	-	226
18	3	69.7	9	1128	1224	599
19	1	62.2	9	-	-	433
<b>Detection Check (1=Detection; 0=No Detection)</b>						1



<b>Trial Number</b>							26
<b>Number of Bursts in Trial</b>							20
<b>Chirp Center Frequency</b>							5506
Burst	No. of Pulses	Pulse Width (us)	Chirp Width (MHz)	Pulse 1-to-2 Spacing (us)	Pulse 2-to-3 Spacing (us)	Starting Location Within Interval (ms)	
1	1	80.5	8	-	-	90	
2	3	62.6	8	1406	1343	319	
3	3	85.6	8	1190	1529	384	
4	2	83.9	8	1208	-	567	
5	2	92.4	8	1488	-	234	
6	2	54	8	1529	-	535	
7	3	81.3	8	1501	1812	325	
8	1	98.5	8	-	-	532	
9	1	85.8	8	-	-	272	
10	2	84.7	8	1593	-	182	
11	2	83.3	8	1705	-	134	
12	2	79.8	8	1567	-	286	
13	1	77.9	8	-	-	368	
14	3	98.4	8	1510	1569	290	
15	2	79.9	8	1588	-	231	
16	3	78	8	1140	1353	353	
17	3	55.2	8	1700	1327	53	
18	3	71.9	8	1081	1224	44	
19	1	62	8	-	-	298	
20	3	70.5	8	1888	1442	529	
Detection Check (1=Detection; 0=No Detection)							1

<b>Trial Number</b>							27
<b>Number of Bursts in Trial</b>							8
<b>Chirp Center Frequency</b>							5502
Burst	No. of Pulses	Pulse Width (us)	Chirp Width (MHz)	Pulse 1-to-2 Spacing (us)	Pulse 2-to-3 Spacing (us)	Starting Location Within Interval (ms)	
1	2	69.1	18	1076	-	1436	
2	2	62.1	18	1688	-	22	
3	2	94.8	18	1891	-	897	
4	1	75.8	18	-	-	1186	
5	2	65.4	18	1713	-	589	
6	2	97.7	18	1292	-	614	
7	3	98.1	18	1670	1711	506	
8	2	85.4	18	1672	-	776	
Detection Check (1=Detection; 0=No Detection)							1



<b>Trial Number</b>							28
<b>Number of Bursts in Trial</b>							9
<b>Chirp Center Frequency</b>							5502
Burst	No. of Pulses	Pulse Width (us)	Chirp Width (MHz)	Pulse 1-to-2 Spacing (us)	Pulse 2-to-3 Spacing (us)	Starting Location Within Interval (ms)	
1	3	82	19	1233	1713	679	
2	3	87.7	19	1554	1123	473	
3	2	98.9	19	1518	-	869	
4	1	55	19	-	-	719	
5	1	93.6	19	-	-	902	
6	2	58.7	19	1641	-	1243	
7	2	88.7	19	1387	-	410	
8	1	60.3	19	-	-	1154	
9	1	97.7	19	-	-	512	
Detection Check (1=Detection; 0=No Detection)							1

<b>Trial Number</b>							29
<b>Number of Bursts in Trial</b>							10
<b>Chirp Center Frequency</b>							5502
Burst	No. of Pulses	Pulse Width (us)	Chirp Width (MHz)	Pulse 1-to-2 Spacing (us)	Pulse 2-to-3 Spacing (us)	Starting Location Within Interval (ms)	
1	1	69.6	20	-	-	1131	
2	1	74.5	20	-	-	290	
3	1	60.9	20	-	-	895	
4	1	74.6	20	-	-	202	
5	2	99.3	20	1501	-	139	
6	2	95.3	20	1065	-	854	
7	2	91.9	20	1722	-	219	
8	2	51	20	1285	-	57	
9	2	87.7	20	1747	-	141	
10	1	87.2	20	-	-	596	
Detection Check (1=Detection; 0=No Detection)							1



Trial Number		30				
Number of Bursts in Trial		11				
Chirp Center Frequency		5508				
Burst	No. of Pulses	Pulse Width (us)	Chirp Width (MHz)	Pulse 1-to-2 Spacing (us)	Pulse 2-to-3 Spacing (us)	Starting Location Within Interval (ms)
1	3	59.9	5	1901	1196	935
2	2	77.1	5	1590	-	1038
3	2	62.7	5	1227	-	690
4	1	77.1	5	-	-	547
5	3	99.8	5	1798	1790	551
6	2	61.5	5	1135	-	876
7	2	77.5	5	1583	-	448
8	2	57.3	5	1890	-	736
9	2	53.5	5	1757	-	362
10	1	66.6	5	-	-	836
11	3	80.7	5	1811	1289	410
Detection Check (1=Detection; 0=No Detection)						1



**Type 6 Radar Statistical Performance**

Trial #	Test Freq. (MHz)	Pulses / Hop	Pulse Width (us)	PRI (us)	1=Detection 0=No Detection
1	5500	9	1	333	1
2	5500	9	1	333	1
3	5500	9	1	333	1
4	5500	9	1	333	1
5	5500	9	1	333	1
6	5500	9	1	333	1
7	5500	9	1	333	1
8	5500	9	1	333	1
9	5500	9	1	333	1
10	5500	9	1	333	1
11	5500	9	1	333	1
12	5500	9	1	333	1
13	5500	9	1	333	1
14	5500	9	1	333	1
15	5500	9	1	333	1
16	5500	9	1	333	1
17	5500	9	1	333	1
18	5500	9	1	333	1
19	5500	9	1	333	1
20	5500	9	1	333	1
21	5500	9	1	333	1
22	5500	9	1	333	1
23	5500	9	1	333	1
24	5500	9	1	333	1
25	5500	9	1	333	1
26	5500	9	1	333	1
27	5500	9	1	333	1
28	5500	9	1	333	1
29	5500	9	1	333	1
30	5500	9	1	333	1
Detection Percentage (%)					100.000
Limit					70%
<b>Test Result</b>					<b>Complied</b>



Modulation Mode: 802.11ax (HEW40)

Type 1 Radar Statistical Performance

Trial #	Test Freq. (MHz)	Pulse Repetition Frequency Number	Pulse Repetition Frequency (Pulse Per Second)	PRI (us)	1=Detection 0=No Detection
1	5511	1	1930.5	518	1
2	5502	23	326.2	3066	1
3	5506	19	1139.0	878	1
4	5491	12	1355.0	738	1
5	5494	4	1730.1	578	1
6	5525	8	1519.8	658	1
7	5526	15	1253.1	798	1
8	5527	6	1618.1	618	1
9	5509	14	1285.3	778	1
10	5493	3	1792.1	558	1
11	5519	13	1319.3	758	1
12	5503	9	1474.9	678	1
13	5524	7	1567.4	638	1
14	5492	17	1193.3	838	1
15	5522	10	1432.7	698	1
16	5492	-	1692.0	591	1
17	5519	-	328.1	3048	1
18	5514	-	373.4	2678	1
19	5512	-	574.4	1741	1
20	5525	-	1216.5	822	1
21	5517	-	801.3	1248	1
22	5522	-	488.5	2047	1
23	5505	-	956.0	1046	1
24	5494	-	517.6	1932	0
25	5525	-	1422.5	703	1
26	5529	-	542.0	1845	1
27	5495	-	741.3	1349	1
28	5499	-	881.8	1134	1
29	5491	-	427.4	2340	1
30	5511	-	628.9	1590	0
Detection Percentage (%)					93.333
Limit					60%
<b>Test Result</b>					<b>Complied</b>



Type 2 Radar Statistical Performance

Trial #	Test Freq. (MHz)	Pulse Width (us)	PRI (us)	Pulses / Burst	1=Detection 0=No Detection
1	5525	2.6	221	23	1
2	5496	4.6	198	27	1
3	5499	1.1	184	29	1
4	5498	4.8	203	24	1
5	5502	2.4	162	25	1
6	5491	3.4	204	28	1
7	5507	2.3	170	27	0
8	5513	3.5	184	23	1
9	5510	4.9	150	27	1
10	5527	4.6	211	29	1
11	5525	2.9	158	23	1
12	5501	2.6	226	27	1
13	5508	1.6	204	26	0
14	5505	3.9	181	25	1
15	5524	4.6	202	24	0
16	5517	4.1	194	27	1
17	5512	2.3	193	28	1
18	5502	3.9	173	29	1
19	5498	4.3	188	23	1
20	5528	1.5	215	26	1
21	5494	4.9	227	27	0
22	5516	1.1	199	23	1
23	5514	4.5	155	29	1
24	5521	4.0	190	27	1
25	5494	2.4	151	23	1
26	5503	2.5	180	28	1
27	5515	2.5	228	23	1
28	5492	2.5	203	25	0
29	5513	1.5	188	25	1
30	5516	1.9	217	24	0
Detection Percentage (%)					80.000
Limit					60%
<b>Test Result</b>					<b>Complied</b>





Type 3 Radar Statistical Performance

Trial #	Test Freq. (MHz)	Pulse Width (us)	PRI (us)	Pulses / Burst	1=Detection 0=No Detection
1	5529	8.0	205	16	1
2	5514	6.7	382	18	1
3	5504	8.6	418	16	0
4	5506	9.4	351	17	1
5	5515	7.4	383	18	0
6	5521	9.8	232	16	1
7	5524	9.1	377	17	1
8	5512	9.6	457	16	1
9	5519	8.0	471	18	1
10	5507	9.0	304	18	1
11	5512	8.0	316	17	0
12	5526	9.8	325	16	1
13	5519	8.0	409	17	1
14	5493	9.9	200	17	1
15	5500	8.8	458	16	1
16	5511	8.0	232	18	1
17	5496	8.3	250	16	1
18	5525	8.7	270	16	1
19	5504	7.7	350	17	1
20	5501	7.1	230	16	1
21	5520	7.3	416	18	1
22	5505	7.6	498	18	0
23	5515	7.3	286	17	1
24	5505	7.3	287	16	1
25	5503	7.5	462	17	1
26	5497	6.2	300	17	0
27	5509	6.4	323	18	1
28	5494	7.1	420	16	1
29	5509	7.2	395	18	1
30	5507	8.4	377	16	1
Detection Percentage (%)					83.333
Limit					60%
<b>Test Result</b>					<b>Complied</b>



Type 4 Radar Statistical Performance

Trial #	Test Freq. (MHz)	Pulse Width (us)	PRI (us)	Pulses / Burst	1=Detection 0=No Detection
1	5517	18.0	242	15	1
2	5525	19.9	279	12	0
3	5510	12.9	487	14	1
4	5519	15.0	452	13	1
5	5506	16.3	230	12	0
6	5494	19.8	238	13	1
7	5491	18.2	420	16	1
8	5509	16.3	452	15	1
9	5493	14.2	495	12	1
10	5524	17.8	228	16	1
11	5502	19.1	211	16	0
12	5511	18.4	283	15	1
13	5525	11.8	411	12	1
14	5517	14.2	284	13	1
15	5495	13.9	202	12	0
16	5498	17.8	340	14	1
17	5513	15.6	290	16	1
18	5494	14.6	250	16	0
19	5521	14.4	484	15	1
20	5519	18.9	387	13	1
21	5502	11.1	348	15	0
22	5508	13.8	291	16	1
23	5514	14.3	295	12	1
24	5516	12.5	300	12	1
25	5492	12.5	322	14	0
26	5503	12.5	383	13	1
27	5501	15.7	322	16	1
28	5507	19.8	469	13	1
29	5520	18.6	406	15	0
30	5496	15.9	238	14	1
Detection Percentage (%)					73.333
Limit					60%
<b>Test Result</b>					<b>Complied</b>



**Total Type 1~4 Radar Statistical Performance**

<b>Radar Type #</b>	<b>Detection Percentage (%)</b>
1	93.333
2	80.000
3	83.333
4	73.333
Aggregate (Radar Types 1-4)	82.500
Limit	80%
<b>Test Result</b>	<b>Complied</b>



**Type 5 Radar Statistical Performance**

Center Freq. (MHz)	Low Edge (MHz)	High Edge (MHz)	VSG Freq. (MHz)	Detection
Trial	Chirp	Offset		
1	5	2	5510.0	1
2	20	8	5510.0	1
3	7	2.8	5510.0	1
4	8	3.2	5510.0	1
5	9	3.6	5510.0	1
6	10	4	5510.0	1
7	11	4.4	5510.0	1
8	12	4.8	5510.0	1
9	13	5.2	5510.0	1
10	14	5.6	5510.0	1
11	15	6	5497.0	1
12	16	6.4	5497.4	1
13	17	6.8	5497.8	1
14	20	8	5499.0	1
15	19	7.6	5498.6	1
16	18	7.2	5498.2	0
17	17	6.8	5497.8	1
18	16	6.4	5497.4	1
19	15	6	5497.0	1
20	14	5.6	5496.6	1
21	13	5.2	5523.8	1
22	12	4.8	5524.2	1
23	11	4.4	5524.6	1
24	10	4	5525.0	1
25	9	3.6	5525.4	1
26	8	3.2	5525.8	1
27	18	7.2	5521.8	1
28	19	7.6	5521.4	1
29	20	8	5521.0	1
30	5	2	5527.0	1
Total				29
Detection Percentage (%)				97%
Limit				80%
<b>Test Result</b>				<b>Complied</b>



<b>Trial Number</b>							1
<b>Number of Bursts in Trial</b>							8
<b>Chirp Center Frequency</b>							5510
Burst	No. of Pulses	Pulse Width (us)	Chirp Width (MHz)	Pulse 1-to-2 Spacing (us)	Pulse 2-to-3 Spacing (us)	Starting Location Within Interval (ms)	
1	1	62.1	5	-	-	1091	
2	2	56	5	1729	-	133	
3	2	91.3	5	1230	-	1057	
4	3	50.7	5	1762	1616	1442	
5	2	92.6	5	1723	-	544	
6	2	87.3	5	1302	-	1089	
7	2	59.5	5	1291	-	1374	
8	2	52.2	5	1653	-	1237	
Detection Check (1=Detection; 0=No Detection)							1

<b>Trial Number</b>							2
<b>Number of Bursts in Trial</b>							9
<b>Chirp Center Frequency</b>							5510
Burst	No. of Pulses	Pulse Width (us)	Chirp Width (MHz)	Pulse 1-to-2 Spacing (us)	Pulse 2-to-3 Spacing (us)	Starting Location Within Interval (ms)	
1	3	90	20	1007	1326	30	
2	2	73.7	20	1785	-	979	
3	1	78.1	20	-	-	683	
4	2	92.4	20	1281	-	950	
5	1	61.2	20	-	-	612	
6	3	67.2	20	1525	1870	17	
7	1	78.5	20	-	-	429	
8	2	60.3	20	1931	-	936	
9	3	92.9	20	1403	1476	548	
Detection Check (1=Detection; 0=No Detection)							1



<b>Trial Number</b>							3
<b>Number of Bursts in Trial</b>							10
<b>Chirp Center Frequency</b>							5510
Burst	No. of Pulses	Pulse Width (us)	Chirp Width (MHz)	Pulse 1-to-2 Spacing (us)	Pulse 2-to-3 Spacing (us)	Starting Location Within Interval (ms)	
1	3	63.4	7	1574	1607	801	
2	1	98	7	-	-	966	
3	1	58.7	7	-	-	185	
4	1	88	7	-	-	1012	
5	3	79.5	7	1562	1370	943	
6	3	57.1	7	1900	1188	686	
7	2	64.4	7	1090	-	599	
8	1	78.7	7	-	-	1089	
9	1	69.3	7	-	-	188	
10	3	55.3	7	1375	1691	933	
Detection Check (1=Detection; 0=No Detection)							1

<b>Trial Number</b>							4
<b>Number of Bursts in Trial</b>							11
<b>Chirp Center Frequency</b>							5510
Burst	No. of Pulses	Pulse Width (us)	Chirp Width (MHz)	Pulse 1-to-2 Spacing (us)	Pulse 2-to-3 Spacing (us)	Starting Location Within Interval (ms)	
1	2	74.3	8	1642	-	24	
2	1	83.1	8	-	-	985	
3	2	59.5	8	1680	-	988	
4	2	59.8	8	1786	-	800	
5	2	77.6	8	1617	-	339	
6	2	79.9	8	1553	-	1040	
7	1	56	8	-	-	544	
8	3	71.4	8	1406	1927	452	
9	1	97.4	8	-	-	204	
10	2	98.3	8	1037	-	926	
11	1	63.6	8	-	-	1052	
Detection Check (1=Detection; 0=No Detection)							1



Trial Number							5
Number of Bursts in Trial							12
Chirp Center Frequency							5510
Burst	No. of Pulses	Pulse Width (us)	Chirp Width (MHz)	Pulse 1-to-2 Spacing (us)	Pulse 2-to-3 Spacing (us)	Starting Location Within Interval (ms)	
1	1	50	9	-	-	557	
2	2	62.5	9	1731	-	567	
3	2	55.4	9	1070	-	460	
4	1	65.7	9	-	-	4	
5	2	58	9	1512	-	64	
6	2	60.9	9	1230	-	650	
7	3	89.6	9	1598	1738	235	
8	3	84.4	9	1271	1617	873	
9	3	72.3	9	1498	1321	901	
10	1	58.9	9	-	-	663	
11	2	74.8	9	1584	-	919	
12	1	71.8	9	-	-	375	
Detection Check (1=Detection; 0=No Detection)							1

Trial Number							6
Number of Bursts in Trial							13
Chirp Center Frequency							5510
Burst	No. of Pulses	Pulse Width (us)	Chirp Width (MHz)	Pulse 1-to-2 Spacing (us)	Pulse 2-to-3 Spacing (us)	Starting Location Within Interval (ms)	
1	2	88.1	10	1257	-	846	
2	1	58.7	10	-	-	725	
3	2	97.1	10	1037	-	30	
4	3	83.1	10	1029	1106	490	
5	1	62.1	10	-	-	262	
6	2	71.4	10	1058	-	283	
7	2	86.3	10	1867	-	49	
8	3	77.3	10	1418	1876	634	
9	1	78.9	10	-	-	304	
10	3	79.2	10	1055	1572	564	
11	3	52	10	1582	1836	852	
12	3	56.5	10	1195	1542	525	
13	3	100	10	1638	1729	750	
Detection Check (1=Detection; 0=No Detection)							1



<b>Trial Number</b>							7
<b>Number of Bursts in Trial</b>							14
<b>Chirp Center Frequency</b>							5510
Burst	No. of Pulses	Pulse Width (us)	Chirp Width (MHz)	Pulse 1-to-2 Spacing (us)	Pulse 2-to-3 Spacing (us)	Starting Location Within Interval (ms)	
1	2	92.7	11	1208	-	231	
2	2	81.3	11	1144	-	804	
3	2	60.4	11	1555	-	34	
4	2	62.1	11	1320	-	427	
5	1	50	11	-	-	577	
6	3	65.9	11	1020	1365	3	
7	2	73.8	11	1308	-	51	
8	2	74.3	11	1143	-	360	
9	1	62.9	11	-	-	394	
10	2	74.8	11	1404	-	317	
11	2	69.7	11	1309	-	532	
12	2	69.8	11	1688	-	339	
13	2	77.4	11	1857	-	381	
14	1	55.1	11	-	-	426	
Detection Check (1=Detection; 0=No Detection)							1

<b>Trial Number</b>							8
<b>Number of Bursts in Trial</b>							15
<b>Chirp Center Frequency</b>							5510
Burst	No. of Pulses	Pulse Width (us)	Chirp Width (MHz)	Pulse 1-to-2 Spacing (us)	Pulse 2-to-3 Spacing (us)	Starting Location Within Interval (ms)	
1	1	91.7	12	-	-	776	
2	2	90	12	1196	-	187	
3	3	92.3	12	1486	1853	448	
4	2	66.8	12	1545	-	702	
5	1	64	12	-	-	403	
6	3	95.4	12	1123	1473	230	
7	3	66.8	12	1867	1401	604	
8	3	67.7	12	1472	1397	38	
9	1	68.2	12	-	-	735	
10	2	82.2	12	1297	-	610	
11	1	92.1	12	-	-	618	
12	2	57	12	1764	-	705	
13	2	58.5	12	1310	-	22	
14	3	85.5	12	1630	1447	641	
15	2	82.2	12	1371	-	109	
Detection Check (1=Detection; 0=No Detection)							1





<b>Trial Number</b>			9			
<b>Number of Bursts in Trial</b>			16			
<b>Chirp Center Frequency</b>			5510			
<b>Burst</b>	<b>No. of Pulses</b>	<b>Pulse Width (us)</b>	<b>Chirp Width (MHz)</b>	<b>Pulse 1-to-2 Spacing (us)</b>	<b>Pulse 2-to-3 Spacing (us)</b>	<b>Starting Location Within Interval (ms)</b>
1	2	74.4	13	1707	-	442
2	2	63.6	13	1725	-	280
3	2	71.3	13	1704	-	459
4	3	77.6	13	1063	1405	197
5	3	65.2	13	1731	1294	101
6	3	55.1	13	1109	1549	17
7	2	96.8	13	1034	-	131
8	3	80.8	13	1533	1051	365
9	1	60.4	13	-	-	222
10	2	61.8	13	1312	-	371
11	2	71.3	13	1657	-	33
12	2	98.1	13	1024	-	291
13	1	57.9	13	-	-	188
14	1	91.8	13	-	-	163
15	2	56.7	13	1259	-	426
16	2	89.7	13	1690	-	606
<b>Detection Check (1=Detection; 0=No Detection)</b>						1



<b>Trial Number</b>			10			
<b>Number of Bursts in Trial</b>			17			
<b>Chirp Center Frequency</b>			5510			
<b>Burst</b>	<b>No. of Pulses</b>	<b>Pulse Width (us)</b>	<b>Chirp Width (MHz)</b>	<b>Pulse 1-to-2 Spacing (us)</b>	<b>Pulse 2-to-3 Spacing (us)</b>	<b>Starting Location Within Interval (ms)</b>
1	2	74.4	14	1107	-	462
2	1	87.6	14	-	-	653
3	2	61.7	14	1741	-	457
4	2	57.5	14	1566	-	388
5	2	66.1	14	1855	-	63
6	3	70.1	14	1044	1012	136
7	1	66.4	14	-	-	343
8	1	59.2	14	-	-	349
9	2	88.3	14	1240	-	362
10	1	64.7	14	-	-	221
11	2	73	14	1703	-	144
12	2	81.7	14	1450	-	671
13	3	70.1	14	1741	1278	320
14	1	63.6	14	-	-	196
15	1	58.7	14	-	-	413
16	2	65.9	14	1478	-	170
17	1	72.7	14	-	-	564
<b>Detection Check (1=Detection; 0=No Detection)</b>						1



Trial Number			11			
Number of Bursts in Trial			18			
Chirp Center Frequency			5497			
Burst	No. of Pulses	Pulse Width (us)	Chirp Width (MHz)	Pulse 1-to-2 Spacing (us)	Pulse 2-to-3 Spacing (us)	Starting Location Within Interval (ms)
1	2	72.1	15	1193	-	130
2	3	76.3	15	1484	1390	114
3	1	86.1	15	-	-	14
4	1	73.2	15	-	-	604
5	1	81.2	15	-	-	548
6	2	99.5	15	1398	-	173
7	1	93.9	15	-	-	262
8	2	75.9	15	1921	-	38
9	3	79.2	15	1100	1429	84
10	3	77	15	1166	1799	610
11	1	91.8	15	-	-	339
12	3	56.8	15	1330	1556	580
13	2	83.1	15	1556	-	295
14	2	63	15	1552	-	156
15	1	65.7	15	-	-	439
16	1	64.5	15	-	-	188
17	1	88.5	15	-	-	419
18	1	60.6	15	-	-	205
Detection Check (1=Detection; 0=No Detection)						1



<b>Trial Number</b>			12			
<b>Number of Bursts in Trial</b>			19			
<b>Chirp Center Frequency</b>			5497			
<b>Burst</b>	<b>No. of Pulses</b>	<b>Pulse Width (us)</b>	<b>Chirp Width (MHz)</b>	<b>Pulse 1-to-2 Spacing (us)</b>	<b>Pulse 2-to-3 Spacing (us)</b>	<b>Starting Location Within Interval (ms)</b>
1	2	90.5	16	1299	-	381
2	2	88.4	16	1418	-	327
3	2	53.7	16	1055	-	536
4	1	80.5	16	-	-	285
5	1	50.4	16	-	-	398
6	2	61.2	16	1749	-	439
7	2	78.8	16	1065	-	129
8	3	75	16	1748	1820	325
9	2	96.7	16	1254	-	440
10	3	76.3	16	1848	1106	397
11	1	73.3	16	-	-	232
12	2	92.4	16	1317	-	91
13	2	92.4	16	1854	-	256
14	3	64.4	16	1240	1634	582
15	2	67.3	16	1473	-	117
16	2	84.1	16	1795	-	202
17	1	80.9	16	-	-	135
18	1	74.6	16	-	-	396
19	2	97.6	16	1805	-	615
<b>Detection Check (1=Detection; 0=No Detection)</b>						1



<b>Trial Number</b>							13
<b>Number of Bursts in Trial</b>							20
<b>Chirp Center Frequency</b>							5498
Burst	No. of Pulses	Pulse Width (us)	Chirp Width (MHz)	Pulse 1-to-2 Spacing (us)	Pulse 2-to-3 Spacing (us)	Starting Location Within Interval (ms)	
1	2	66.1	17	1417	-	388	
2	2	86.7	17	1693	-	348	
3	2	70.5	17	1263	-	215	
4	2	78	17	1446	-	28	
5	2	66	17	1185	-	585	
6	2	80.6	17	1855	-	65	
7	1	95.5	17	-	-	92	
8	1	98.8	17	-	-	68	
9	3	64.3	17	1641	1108	517	
10	1	75.1	17	-	-	121	
11	2	72.6	17	1499	-	448	
12	1	60.3	17	-	-	567	
13	2	54.9	17	1056	-	245	
14	2	98.8	17	1023	-	584	
15	2	60.9	17	1243	-	579	
16	2	62.7	17	1226	-	464	
17	1	80.1	17	-	-	89	
18	2	70.9	17	1711	-	153	
19	1	90.7	17	-	-	282	
20	1	98.9	17	-	-	71	
Detection Check (1=Detection; 0=No Detection)							1

<b>Trial Number</b>							14
<b>Number of Bursts in Trial</b>							8
<b>Chirp Center Frequency</b>							5499
Burst	No. of Pulses	Pulse Width (us)	Chirp Width (MHz)	Pulse 1-to-2 Spacing (us)	Pulse 2-to-3 Spacing (us)	Starting Location Within Interval (ms)	
1	2	67.5	20	1542	-	947	
2	3	83.6	20	1272	1696	124	
3	2	93.2	20	1877	-	701	
4	1	55.6	20	-	-	1123	
5	3	84.2	20	1733	1619	756	
6	3	69.1	20	1612	1071	1	
7	2	66.9	20	1905	-	7	
8	3	86.8	20	1697	1621	1082	
Detection Check (1=Detection; 0=No Detection)							1



<b>Trial Number</b>							15
<b>Number of Bursts in Trial</b>							9
<b>Chirp Center Frequency</b>							5499
Burst	No. of Pulses	Pulse Width (us)	Chirp Width (MHz)	Pulse 1-to-2 Spacing (us)	Pulse 2-to-3 Spacing (us)	Starting Location Within Interval (ms)	
1	2	62.2	19	1571	-	949	
2	2	85	19	1669	-	189	
3	2	64.5	19	1505	-	176	
4	2	50.4	19	1325	-	538	
5	2	66.1	19	1483	-	908	
6	2	71.2	19	1110	-	1017	
7	3	53.7	19	1445	1677	492	
8	3	62.5	19	1596	1341	349	
9	3	62	19	1929	1221	1105	
Detection Check (1=Detection; 0=No Detection)							1

<b>Trial Number</b>							16
<b>Number of Bursts in Trial</b>							10
<b>Chirp Center Frequency</b>							5498
Burst	No. of Pulses	Pulse Width (us)	Chirp Width (MHz)	Pulse 1-to-2 Spacing (us)	Pulse 2-to-3 Spacing (us)	Starting Location Within Interval (ms)	
1	2	80.5	18	1910	-	284	
2	2	64.2	18	1661	-	751	
3	2	90.1	18	1041	-	491	
4	2	69.8	18	1495	-	107	
5	1	73.1	18	-	-	490	
6	3	77.2	18	1418	1145	1155	
7	3	52.6	18	1732	1787	772	
8	2	71.4	18	1562	-	121	
9	2	89.8	18	1491	-	89	
10	2	76.4	18	1355	-	615	
Detection Check (1=Detection; 0=No Detection)							0



<b>Trial Number</b>							17
<b>Number of Bursts in Trial</b>							11
<b>Chirp Center Frequency</b>							5498
Burst	No. of Pulses	Pulse Width (us)	Chirp Width (MHz)	Pulse 1-to-2 Spacing (us)	Pulse 2-to-3 Spacing (us)	Starting Location Within Interval (ms)	
1	2	51.2	17	1236	-	740	
2	1	71.7	17	-	-	941	
3	2	74.7	17	1164	-	370	
4	2	50.9	17	1919	-	371	
5	2	65.2	17	1206	-	1033	
6	2	98	17	1182	-	346	
7	2	58.7	17	1612	-	639	
8	1	63.8	17	-	-	1056	
9	3	86.3	17	1545	1065	205	
10	1	94.4	17	-	-	753	
11	3	88.5	17	1699	1319	58	
Detection Check (1=Detection; 0=No Detection)							1

<b>Trial Number</b>							18
<b>Number of Bursts in Trial</b>							12
<b>Chirp Center Frequency</b>							5497
Burst	No. of Pulses	Pulse Width (us)	Chirp Width (MHz)	Pulse 1-to-2 Spacing (us)	Pulse 2-to-3 Spacing (us)	Starting Location Within Interval (ms)	
1	2	88.7	16	1405	-	448	
2	3	90.2	16	1544	1235	621	
3	1	96.5	16	-	-	512	
4	2	80.5	16	1090	-	321	
5	2	63.7	16	1268	-	798	
6	1	53.4	16	-	-	809	
7	2	52.3	16	1043	-	301	
8	3	54.7	16	1701	1104	796	
9	3	75.6	16	1923	1729	669	
10	2	59.2	16	1244	-	369	
11	1	56.3	16	-	-	51	
12	2	87.8	16	1608	-	733	
Detection Check (1=Detection; 0=No Detection)							1



<b>Trial Number</b>							19
<b>Number of Bursts in Trial</b>							13
<b>Chirp Center Frequency</b>							5497
Burst	No. of Pulses	Pulse Width (us)	Chirp Width (MHz)	Pulse 1-to-2 Spacing (us)	Pulse 2-to-3 Spacing (us)	Starting Location Within Interval (ms)	
1	2	68.2	15	1104	-	229	
2	2	58.4	15	1627	-	488	
3	3	74.7	15	1861	1015	137	
4	2	58.2	15	1593	-	520	
5	1	51.6	15	-	-	799	
6	2	94.7	15	1469	-	43	
7	2	70.7	15	1091	-	126	
8	2	82.9	15	1472	-	607	
9	3	62.7	15	1168	1453	527	
10	2	63.1	15	1529	-	143	
11	1	96.1	15	-	-	176	
12	2	57	15	1457	-	882	
13	3	95.6	15	1707	1501	214	
Detection Check (1=Detection; 0=No Detection)							1

<b>Trial Number</b>							20
<b>Number of Bursts in Trial</b>							14
<b>Chirp Center Frequency</b>							5497
Burst	No. of Pulses	Pulse Width (us)	Chirp Width (MHz)	Pulse 1-to-2 Spacing (us)	Pulse 2-to-3 Spacing (us)	Starting Location Within Interval (ms)	
1	1	95.7	14	-	-	117	
2	1	93.1	14	-	-	720	
3	1	55.8	14	-	-	297	
4	1	76.7	14	-	-	284	
5	2	68	14	1686	-	472	
6	3	94.1	14	1796	1393	264	
7	2	53.9	14	1293	-	525	
8	1	99.3	14	-	-	155	
9	2	73.3	14	1458	-	65	
10	2	93.3	14	1196	-	451	
11	3	55.8	14	1895	1034	243	
12	1	66.4	14	-	-	228	
13	2	65.6	14	1732	-	746	
14	2	76.5	14	1187	-	522	
Detection Check (1=Detection; 0=No Detection)							1





<b>Trial Number</b>							21
<b>Number of Bursts in Trial</b>							15
<b>Chirp Center Frequency</b>							5524
Burst	No. of Pulses	Pulse Width (us)	Chirp Width (MHz)	Pulse 1-to-2 Spacing (us)	Pulse 2-to-3 Spacing (us)	Starting Location Within Interval (ms)	
1	1	85.1	13	-	-	565	
2	2	72.5	13	1648	-	211	
3	1	67.5	13	-	-	348	
4	2	56.1	13	1360	-	156	
5	1	71.1	13	-	-	718	
6	2	93.1	13	1391	-	400	
7	1	56.5	13	-	-	482	
8	1	63.8	13	-	-	703	
9	2	67.4	13	1727	-	780	
10	1	52.3	13	-	-	102	
11	3	62.4	13	1228	1715	304	
12	2	53.3	13	1630	-	57	
13	2	83.1	13	1205	-	768	
14	2	93.7	13	1085	-	461	
15	2	90.7	13	1297	-	746	
Detection Check (1=Detection; 0=No Detection)							1

<b>Trial Number</b>							22
<b>Number of Bursts in Trial</b>							16
<b>Chirp Center Frequency</b>							5524
Burst	No. of Pulses	Pulse Width (us)	Chirp Width (MHz)	Pulse 1-to-2 Spacing (us)	Pulse 2-to-3 Spacing (us)	Starting Location Within Interval (ms)	
1	2	98.8	12	1439	-	95	
2	1	54.5	12	-	-	676	
3	2	80.5	12	1360	-	8	
4	2	55.9	12	1906	-	373	
5	2	72.1	12	1623	-	254	
6	2	84.4	12	1604	-	480	
7	1	78.5	12	-	-	663	
8	1	88	12	-	-	314	
9	2	74.7	12	1157	-	596	
10	2	97.1	12	1673	-	264	
11	1	81.6	12	-	-	740	
12	1	83.6	12	-	-	163	
13	3	87.6	12	1757	1322	628	
14	2	58.5	12	1372	-	132	
15	3	91.8	12	1767	1183	106	
16	2	58.8	12	1432	-	659	
Detection Check (1=Detection; 0=No Detection)							1



<b>Trial Number</b>			23			
<b>Number of Bursts in Trial</b>			17			
<b>Chirp Center Frequency</b>			5525			
<b>Burst</b>	<b>No. of Pulses</b>	<b>Pulse Width (us)</b>	<b>Chirp Width (MHz)</b>	<b>Pulse 1-to-2 Spacing (us)</b>	<b>Pulse 2-to-3 Spacing (us)</b>	<b>Starting Location Within Interval (ms)</b>
1	1	96	11	-	-	284
2	2	92.5	11	1241	-	488
3	2	89.5	11	1347	-	76
4	2	74.8	11	1607	-	688
5	2	60.6	11	1523	-	28
6	2	71.5	11	1659	-	383
7	2	71.1	11	1454	-	182
8	1	98.7	11	-	-	20
9	2	85.1	11	1770	-	576
10	2	89.2	11	1086	-	410
11	2	60.7	11	1101	-	458
12	2	75.2	11	1719	-	348
13	2	75.7	11	1799	-	481
14	3	56.7	11	1132	1884	587
15	2	65	11	1885	-	480
16	2	64.6	11	1910	-	195
17	3	69.9	11	1410	1190	396
<b>Detection Check (1=Detection; 0=No Detection)</b>						1



<b>Trial Number</b>			24			
<b>Number of Bursts in Trial</b>			18			
<b>Chirp Center Frequency</b>			5525			
<b>Burst</b>	<b>No. of Pulses</b>	<b>Pulse Width (us)</b>	<b>Chirp Width (MHz)</b>	<b>Pulse 1-to-2 Spacing (us)</b>	<b>Pulse 2-to-3 Spacing (us)</b>	<b>Starting Location Within Interval (ms)</b>
1	3	83.8	10	1290	1021	536
2	2	66.9	10	1112	-	44
3	3	91	10	1220	1504	611
4	2	86.1	10	1678	-	456
5	3	65.5	10	1928	1222	330
6	1	62.6	10	-	-	297
7	3	68.7	10	1505	1200	351
8	3	59.2	10	1452	1114	230
9	1	73.9	10	-	-	222
10	1	77.2	10	-	-	57
11	2	96.4	10	1357	-	399
12	2	99.9	10	1173	-	299
13	2	99.9	10	1520	-	464
14	1	86.7	10	-	-	294
15	1	92.6	10	-	-	653
16	1	77.1	10	-	-	550
17	2	81.1	10	1664	-	566
18	3	68.4	10	1536	1309	580
<b>Detection Check (1=Detection; 0=No Detection)</b>						1



<b>Trial Number</b>			25			
<b>Number of Bursts in Trial</b>			19			
<b>Chirp Center Frequency</b>			5525			
<b>Burst</b>	<b>No. of Pulses</b>	<b>Pulse Width (us)</b>	<b>Chirp Width (MHz)</b>	<b>Pulse 1-to-2 Spacing (us)</b>	<b>Pulse 2-to-3 Spacing (us)</b>	<b>Starting Location Within Interval (ms)</b>
1	3	68.2	9	1723	1868	471
2	3	83.7	9	1711	1405	368
3	2	69.7	9	1781	-	425
4	1	59.7	9	-	-	440
5	2	96.7	9	1484	-	123
6	2	95.8	9	1319	-	261
7	3	71.3	9	1095	1354	332
8	3	53.2	9	1527	1427	427
9	2	69.5	9	1771	-	397
10	3	63.9	9	1075	1447	67
11	2	93.4	9	1783	-	174
12	2	77.3	9	1564	-	17
13	2	73.1	9	1294	-	216
14	1	77.4	9	-	-	292
15	3	57.2	9	1722	1886	619
16	2	68.7	9	1629	-	233
17	1	60.8	9	-	-	226
18	3	69.7	9	1128	1224	599
19	1	62.2	9	-	-	433
<b>Detection Check (1=Detection; 0=No Detection)</b>						1



<b>Trial Number</b>							26
<b>Number of Bursts in Trial</b>							20
<b>Chirp Center Frequency</b>							5526
Burst	No. of Pulses	Pulse Width (us)	Chirp Width (MHz)	Pulse 1-to-2 Spacing (us)	Pulse 2-to-3 Spacing (us)	Starting Location Within Interval (ms)	
1	1	80.5	8	-	-	90	
2	3	62.6	8	1406	1343	319	
3	3	85.6	8	1190	1529	384	
4	2	83.9	8	1208	-	567	
5	2	92.4	8	1488	-	234	
6	2	54	8	1529	-	535	
7	3	81.3	8	1501	1812	325	
8	1	98.5	8	-	-	532	
9	1	85.8	8	-	-	272	
10	2	84.7	8	1593	-	182	
11	2	83.3	8	1705	-	134	
12	2	79.8	8	1567	-	286	
13	1	77.9	8	-	-	368	
14	3	98.4	8	1510	1569	290	
15	2	79.9	8	1588	-	231	
16	3	78	8	1140	1353	353	
17	3	55.2	8	1700	1327	53	
18	3	71.9	8	1081	1224	44	
19	1	62	8	-	-	298	
20	3	70.5	8	1888	1442	529	
Detection Check (1=Detection; 0=No Detection)							1

<b>Trial Number</b>							27
<b>Number of Bursts in Trial</b>							8
<b>Chirp Center Frequency</b>							5522
Burst	No. of Pulses	Pulse Width (us)	Chirp Width (MHz)	Pulse 1-to-2 Spacing (us)	Pulse 2-to-3 Spacing (us)	Starting Location Within Interval (ms)	
1	2	69.1	18	1076	-	1436	
2	2	62.1	18	1688	-	22	
3	2	94.8	18	1891	-	897	
4	1	75.8	18	-	-	1186	
5	2	65.4	18	1713	-	589	
6	2	97.7	18	1292	-	614	
7	3	98.1	18	1670	1711	506	
8	2	85.4	18	1672	-	776	
Detection Check (1=Detection; 0=No Detection)							1



<b>Trial Number</b>							28
<b>Number of Bursts in Trial</b>							9
<b>Chirp Center Frequency</b>							5521
Burst	No. of Pulses	Pulse Width (us)	Chirp Width (MHz)	Pulse 1-to-2 Spacing (us)	Pulse 2-to-3 Spacing (us)	Starting Location Within Interval (ms)	
1	3	82	19	1233	1713	679	
2	3	87.7	19	1554	1123	473	
3	2	98.9	19	1518	-	869	
4	1	55	19	-	-	719	
5	1	93.6	19	-	-	902	
6	2	58.7	19	1641	-	1243	
7	2	88.7	19	1387	-	410	
8	1	60.3	19	-	-	1154	
9	1	97.7	19	-	-	512	
Detection Check (1=Detection; 0=No Detection)							1

<b>Trial Number</b>							29
<b>Number of Bursts in Trial</b>							10
<b>Chirp Center Frequency</b>							5521
Burst	No. of Pulses	Pulse Width (us)	Chirp Width (MHz)	Pulse 1-to-2 Spacing (us)	Pulse 2-to-3 Spacing (us)	Starting Location Within Interval (ms)	
1	1	69.6	20	-	-	1131	
2	1	74.5	20	-	-	290	
3	1	60.9	20	-	-	895	
4	1	74.6	20	-	-	202	
5	2	99.3	20	1501	-	139	
6	2	95.3	20	1065	-	854	
7	2	91.9	20	1722	-	219	
8	2	51	20	1285	-	57	
9	2	87.7	20	1747	-	141	
10	1	87.2	20	-	-	596	
Detection Check (1=Detection; 0=No Detection)							1



Trial Number		30				
Number of Bursts in Trial		11				
Chirp Center Frequency		5527				
Burst	No. of Pulses	Pulse Width (us)	Chirp Width (MHz)	Pulse 1-to-2 Spacing (us)	Pulse 2-to-3 Spacing (us)	Starting Location Within Interval (ms)
1	3	59.9	5	1901	1196	935
2	2	77.1	5	1590	-	1038
3	2	62.7	5	1227	-	690
4	1	77.1	5	-	-	547
5	3	99.8	5	1798	1790	551
6	2	61.5	5	1135	-	876
7	2	77.5	5	1583	-	448
8	2	57.3	5	1890	-	736
9	2	53.5	5	1757	-	362
10	1	66.6	5	-	-	836
11	3	80.7	5	1811	1289	410
Detection Check (1=Detection; 0=No Detection)						1



Type 6 Radar Statistical Performance

Trial #	Test Freq. (MHz)	Pulses / Hop	Pulse Width (us)	PRI (us)	1=Detection 0=No Detection
1	5510	9	1	333	1
2	5510	9	1	333	1
3	5510	9	1	333	1
4	5510	9	1	333	1
5	5510	9	1	333	1
6	5510	9	1	333	1
7	5510	9	1	333	1
8	5510	9	1	333	1
9	5510	9	1	333	1
10	5510	9	1	333	1
11	5510	9	1	333	1
12	5510	9	1	333	1
13	5510	9	1	333	1
14	5510	9	1	333	0
15	5510	9	1	333	1
16	5510	9	1	333	1
17	5510	9	1	333	1
18	5510	9	1	333	1
19	5510	9	1	333	1
20	5510	9	1	333	1
21	5510	9	1	333	1
22	5510	9	1	333	0
23	5510	9	1	333	1
24	5510	9	1	333	1
25	5510	9	1	333	1
26	5510	9	1	333	1
27	5510	9	1	333	1
28	5510	9	1	333	1
29	5510	9	1	333	1
30	5510	9	1	333	1
Detection Percentage (%)					93.333
Limit					70%
<b>Test Result</b>					<b>Complied</b>





Modulation Mode: 802.11ax (HEW80)

Type 1 Radar Statistical Performance

Trial #	Test Freq. (MHz)	Pulse Repetition Frequency Number	Pulse Repetition Frequency (Pulse Per Second)	PRI (us)	1=Detection 0=No Detection
1	5515	1	1930.5	518	1
2	5513	23	326.2	3066	0
3	5504	19	1139.0	878	1
4	5553	12	1355.0	738	1
5	5524	4	1730.1	578	0
6	5498	8	1519.8	658	1
7	5535	15	1253.1	798	1
8	5538	6	1618.1	618	1
9	5528	14	1285.3	778	1
10	5518	3	1792.1	558	0
11	5569	13	1319.3	758	1
12	5532	9	1474.9	678	1
13	5535	7	1567.4	638	1
14	5539	17	1193.3	838	1
15	5553	10	1432.7	698	1
16	5499	-	1692.0	591	1
17	5545	-	328.1	3048	1
18	5493	-	373.4	2678	0
19	5545	-	574.4	1741	1
20	5545	-	1216.5	822	1
21	5567	-	801.3	1248	1
22	5513	-	488.5	2047	0
23	5544	-	956.0	1046	1
24	5496	-	517.6	1932	0
25	5525	-	1422.5	703	1
26	5567	-	542.0	1845	1
27	5537	-	741.3	1349	1
28	5492	-	881.8	1134	0
29	5561	-	427.4	2340	1
30	5510	-	628.9	1590	1
Detection Percentage (%)					76.667
Limit					60%
<b>Test Result</b>					<b>Complied</b>



**Type 2 Radar Statistical Performance**

Trial #	Test Freq. (MHz)	Pulse Width (us)	PRI (us)	Pulses / Burst	1=Detection 0=No Detection
1	5547	2.6	221	23	1
2	5536	4.6	198	27	1
3	5560	1.1	184	29	1
4	5566	4.8	203	24	0
5	5547	2.4	162	25	1
6	5536	3.4	204	28	1
7	5568	2.3	170	27	1
8	5557	3.5	184	23	1
9	5537	4.9	150	27	1
10	5496	4.6	211	29	1
11	5509	2.9	158	23	1
12	5504	2.6	226	27	1
13	5565	1.6	204	26	1
14	5548	3.9	181	25	1
15	5522	4.6	202	24	1
16	5561	4.1	194	27	1
17	5497	2.3	193	28	1
18	5553	3.9	173	29	1
19	5536	4.3	188	23	1
20	5503	1.5	215	26	1
21	5516	4.9	227	27	1
22	5541	1.1	199	23	1
23	5527	4.5	155	29	1
24	5500	4.0	190	27	1
25	5511	2.4	151	23	1
26	5564	2.5	180	28	1
27	5526	2.5	228	23	1
28	5542	2.5	203	25	0
29	5524	1.5	188	25	1
30	5544	1.9	217	24	1
Detection Percentage (%)					93.333
Limit					60%
<b>Test Result</b>					<b>Complied</b>



**Type 3 Radar Statistical Performance**

Trial #	Test Freq. (MHz)	Pulse Width (us)	PRI (us)	Pulses / Burst	1=Detection 0=No Detection
1	5503	8.0	205	16	1
2	5567	6.7	382	18	1
3	5551	8.6	418	16	1
4	5541	9.4	351	17	0
5	5500	7.4	383	18	1
6	5551	9.8	232	16	1
7	5550	9.1	377	17	1
8	5515	9.6	457	16	1
9	5553	8.0	471	18	1
10	5532	9.0	304	18	0
11	5569	8.0	316	17	1
12	5504	9.8	325	16	1
13	5550	8.0	409	17	1
14	5521	9.9	200	17	1
15	5516	8.8	458	16	1
16	5567	8.0	232	18	1
17	5493	8.3	250	16	0
18	5493	8.7	270	16	1
19	5505	7.7	350	17	0
20	5496	7.1	230	16	1
21	5502	7.3	416	18	1
22	5543	7.6	498	18	1
23	5550	7.3	286	17	1
24	5547	7.3	287	16	0
25	5495	7.5	462	17	1
26	5551	6.2	300	17	1
27	5547	6.4	323	18	1
28	5521	7.1	420	16	1
29	5497	7.2	395	18	1
30	5532	8.4	377	16	1
Detection Percentage (%)					83.333
Limit					60%
<b>Test Result</b>					<b>Complied</b>



**Type 4 Radar Statistical Performance**

<b>Trial #</b>	<b>Test Freq. (MHz)</b>	<b>Pulse Width (us)</b>	<b>PRI (us)</b>	<b>Pulses / Burst</b>	<b>1=Detection 0=No Detection</b>
1	5548	18.0	242	15	0
2	5511	19.9	279	12	1
3	5516	12.9	487	14	0
4	5535	15.0	452	13	1
5	5501	16.3	230	12	0
6	5495	19.8	238	13	1
7	5533	18.2	420	16	0
8	5518	16.3	452	15	1
9	5546	14.2	495	12	1
10	5566	17.8	228	16	1
11	5545	19.1	211	16	1
12	5509	18.4	283	15	1
13	5537	11.8	411	12	0
14	5517	14.2	284	13	1
15	5564	13.9	202	12	1
16	5559	17.8	340	14	0
17	5517	15.6	290	16	1
18	5512	14.6	250	16	0
19	5548	14.4	484	15	1
20	5544	18.9	387	13	1
21	5510	11.1	348	15	0
22	5555	13.8	291	16	1
23	5512	14.3	295	12	1
24	5532	12.5	300	12	0
25	5495	12.5	322	14	1
26	5508	12.5	383	13	1
27	5568	15.7	322	16	1
28	5508	19.8	469	13	1
29	5513	18.6	406	15	1
30	5565	15.9	238	14	1
Detection Percentage (%)					70.000
Limit					60%
<b>Test Result</b>					<b>Complied</b>



**Total Type 1~4 Radar Statistical Performance**

<b>Radar Type #</b>	<b>Detection Percentage (%)</b>
1	76.667
2	93.333
3	83.333
4	70.000
Aggregate (Radar Types 1-4)	80.833
Limit	80%
<b>Test Result</b>	<b>Complied</b>



**Type 5 Radar Statistical Performance**

Center Freq. (MHz)	Low Edge (MHz)	High Edge (MHz)	VSG Freq. (MHz)	Detection
Trial	Chirp	Offset		
1	5	2	5530.0	1
2	20	8	5530.0	1
3	7	2.8	5530.0	1
4	8	3.2	5530.0	1
5	9	3.6	5530.0	1
6	10	4	5530.0	1
7	11	4.4	5530.0	1
8	12	4.8	5530.0	1
9	13	5.2	5530.0	1
10	14	5.6	5530.0	1
11	15	6	5498.0	1
12	16	6.4	5498.4	1
13	17	6.8	5498.8	1
14	20	8	5500.0	1
15	19	7.6	5499.6	1
16	18	7.2	5499.2	1
17	17	6.8	5498.8	1
18	16	6.4	5498.4	1
19	15	6	5498.0	1
20	14	5.6	5497.6	1
21	13	5.2	5563.8	1
22	12	4.8	5564.2	1
23	11	4.4	5564.6	1
24	10	4	5565.0	1
25	9	3.6	5565.4	1
26	8	3.2	5565.8	1
27	18	7.2	5561.8	1
28	19	7.6	5561.4	1
29	20	8	5561.0	1
30	5	2	5567.0	1
Total				30
Detection Percentage (%)				100%
Limit				80%
<b>Test Result</b>				<b>Complied</b>



<b>Trial Number</b>							1
<b>Number of Bursts in Trial</b>							8
<b>Chirp Center Frequency</b>							5530
Burst	No. of Pulses	Pulse Width (us)	Chirp Width (MHz)	Pulse 1-to-2 Spacing (us)	Pulse 2-to-3 Spacing (us)	Starting Location Within Interval (ms)	
1	1	62.1	5	-	-	1091	
2	2	56	5	1729	-	133	
3	2	91.3	5	1230	-	1057	
4	3	50.7	5	1762	1616	1442	
5	2	92.6	5	1723	-	544	
6	2	87.3	5	1302	-	1089	
7	2	59.5	5	1291	-	1374	
8	2	52.2	5	1653	-	1237	
Detection Check (1=Detection; 0=No Detection)							1

<b>Trial Number</b>							2
<b>Number of Bursts in Trial</b>							9
<b>Chirp Center Frequency</b>							5530
Burst	No. of Pulses	Pulse Width (us)	Chirp Width (MHz)	Pulse 1-to-2 Spacing (us)	Pulse 2-to-3 Spacing (us)	Starting Location Within Interval (ms)	
1	3	90	20	1007	1326	30	
2	2	73.7	20	1785	-	979	
3	1	78.1	20	-	-	683	
4	2	92.4	20	1281	-	950	
5	1	61.2	20	-	-	612	
6	3	67.2	20	1525	1870	17	
7	1	78.5	20	-	-	429	
8	2	60.3	20	1931	-	936	
9	3	92.9	20	1403	1476	548	
Detection Check (1=Detection; 0=No Detection)							1



<b>Trial Number</b>							3
<b>Number of Bursts in Trial</b>							10
<b>Chirp Center Frequency</b>							5530
Burst	No. of Pulses	Pulse Width (us)	Chirp Width (MHz)	Pulse 1-to-2 Spacing (us)	Pulse 2-to-3 Spacing (us)	Starting Location Within Interval (ms)	
1	3	63.4	7	1574	1607	801	
2	1	98	7	-	-	966	
3	1	58.7	7	-	-	185	
4	1	88	7	-	-	1012	
5	3	79.5	7	1562	1370	943	
6	3	57.1	7	1900	1188	686	
7	2	64.4	7	1090	-	599	
8	1	78.7	7	-	-	1089	
9	1	69.3	7	-	-	188	
10	3	55.3	7	1375	1691	933	
Detection Check (1=Detection; 0=No Detection)							1

<b>Trial Number</b>							4
<b>Number of Bursts in Trial</b>							11
<b>Chirp Center Frequency</b>							5530
Burst	No. of Pulses	Pulse Width (us)	Chirp Width (MHz)	Pulse 1-to-2 Spacing (us)	Pulse 2-to-3 Spacing (us)	Starting Location Within Interval (ms)	
1	2	74.3	8	1642	-	24	
2	1	83.1	8	-	-	985	
3	2	59.5	8	1680	-	988	
4	2	59.8	8	1786	-	800	
5	2	77.6	8	1617	-	339	
6	2	79.9	8	1553	-	1040	
7	1	56	8	-	-	544	
8	3	71.4	8	1406	1927	452	
9	1	97.4	8	-	-	204	
10	2	98.3	8	1037	-	926	
11	1	63.6	8	-	-	1052	
Detection Check (1=Detection; 0=No Detection)							1





<b>Trial Number</b>							5
<b>Number of Bursts in Trial</b>							12
<b>Chirp Center Frequency</b>							5530
Burst	No. of Pulses	Pulse Width (us)	Chirp Width (MHz)	Pulse 1-to-2 Spacing (us)	Pulse 2-to-3 Spacing (us)	Starting Location Within Interval (ms)	
1	1	50	9	-	-	557	
2	2	62.5	9	1731	-	567	
3	2	55.4	9	1070	-	460	
4	1	65.7	9	-	-	4	
5	2	58	9	1512	-	64	
6	2	60.9	9	1230	-	650	
7	3	89.6	9	1598	1738	235	
8	3	84.4	9	1271	1617	873	
9	3	72.3	9	1498	1321	901	
10	1	58.9	9	-	-	663	
11	2	74.8	9	1584	-	919	
12	1	71.8	9	-	-	375	
Detection Check (1=Detection; 0=No Detection)							1

<b>Trial Number</b>							6
<b>Number of Bursts in Trial</b>							13
<b>Chirp Center Frequency</b>							5530
Burst	No. of Pulses	Pulse Width (us)	Chirp Width (MHz)	Pulse 1-to-2 Spacing (us)	Pulse 2-to-3 Spacing (us)	Starting Location Within Interval (ms)	
1	2	88.1	10	1257	-	846	
2	1	58.7	10	-	-	725	
3	2	97.1	10	1037	-	30	
4	3	83.1	10	1029	1106	490	
5	1	62.1	10	-	-	262	
6	2	71.4	10	1058	-	283	
7	2	86.3	10	1867	-	49	
8	3	77.3	10	1418	1876	634	
9	1	78.9	10	-	-	304	
10	3	79.2	10	1055	1572	564	
11	3	52	10	1582	1836	852	
12	3	56.5	10	1195	1542	525	
13	3	100	10	1638	1729	750	
Detection Check (1=Detection; 0=No Detection)							1



<b>Trial Number</b>							7
<b>Number of Bursts in Trial</b>							14
<b>Chirp Center Frequency</b>							5530
Burst	No. of Pulses	Pulse Width (us)	Chirp Width (MHz)	Pulse 1-to-2 Spacing (us)	Pulse 2-to-3 Spacing (us)	Starting Location Within Interval (ms)	
1	2	92.7	11	1208	-	231	
2	2	81.3	11	1144	-	804	
3	2	60.4	11	1555	-	34	
4	2	62.1	11	1320	-	427	
5	1	50	11	-	-	577	
6	3	65.9	11	1020	1365	3	
7	2	73.8	11	1308	-	51	
8	2	74.3	11	1143	-	360	
9	1	62.9	11	-	-	394	
10	2	74.8	11	1404	-	317	
11	2	69.7	11	1309	-	532	
12	2	69.8	11	1688	-	339	
13	2	77.4	11	1857	-	381	
14	1	55.1	11	-	-	426	
Detection Check (1=Detection; 0=No Detection)							1

<b>Trial Number</b>							8
<b>Number of Bursts in Trial</b>							15
<b>Chirp Center Frequency</b>							5530
Burst	No. of Pulses	Pulse Width (us)	Chirp Width (MHz)	Pulse 1-to-2 Spacing (us)	Pulse 2-to-3 Spacing (us)	Starting Location Within Interval (ms)	
1	1	91.7	12	-	-	776	
2	2	90	12	1196	-	187	
3	3	92.3	12	1486	1853	448	
4	2	66.8	12	1545	-	702	
5	1	64	12	-	-	403	
6	3	95.4	12	1123	1473	230	
7	3	66.8	12	1867	1401	604	
8	3	67.7	12	1472	1397	38	
9	1	68.2	12	-	-	735	
10	2	82.2	12	1297	-	610	
11	1	92.1	12	-	-	618	
12	2	57	12	1764	-	705	
13	2	58.5	12	1310	-	22	
14	3	85.5	12	1630	1447	641	
15	2	82.2	12	1371	-	109	
Detection Check (1=Detection; 0=No Detection)							1



<b>Trial Number</b>			9			
<b>Number of Bursts in Trial</b>			16			
<b>Chirp Center Frequency</b>			5530			
<b>Burst</b>	<b>No. of Pulses</b>	<b>Pulse Width (us)</b>	<b>Chirp Width (MHz)</b>	<b>Pulse 1-to-2 Spacing (us)</b>	<b>Pulse 2-to-3 Spacing (us)</b>	<b>Starting Location Within Interval (ms)</b>
1	2	74.4	13	1707	-	442
2	2	63.6	13	1725	-	280
3	2	71.3	13	1704	-	459
4	3	77.6	13	1063	1405	197
5	3	65.2	13	1731	1294	101
6	3	55.1	13	1109	1549	17
7	2	96.8	13	1034	-	131
8	3	80.8	13	1533	1051	365
9	1	60.4	13	-	-	222
10	2	61.8	13	1312	-	371
11	2	71.3	13	1657	-	33
12	2	98.1	13	1024	-	291
13	1	57.9	13	-	-	188
14	1	91.8	13	-	-	163
15	2	56.7	13	1259	-	426
16	2	89.7	13	1690	-	606
<b>Detection Check (1=Detection; 0=No Detection)</b>						1



<b>Trial Number</b>			10			
<b>Number of Bursts in Trial</b>			17			
<b>Chirp Center Frequency</b>			5530			
<b>Burst</b>	<b>No. of Pulses</b>	<b>Pulse Width (us)</b>	<b>Chirp Width (MHz)</b>	<b>Pulse 1-to-2 Spacing (us)</b>	<b>Pulse 2-to-3 Spacing (us)</b>	<b>Starting Location Within Interval (ms)</b>
1	2	74.4	14	1107	-	462
2	1	87.6	14	-	-	653
3	2	61.7	14	1741	-	457
4	2	57.5	14	1566	-	388
5	2	66.1	14	1855	-	63
6	3	70.1	14	1044	1012	136
7	1	66.4	14	-	-	343
8	1	59.2	14	-	-	349
9	2	88.3	14	1240	-	362
10	1	64.7	14	-	-	221
11	2	73	14	1703	-	144
12	2	81.7	14	1450	-	671
13	3	70.1	14	1741	1278	320
14	1	63.6	14	-	-	196
15	1	58.7	14	-	-	413
16	2	65.9	14	1478	-	170
17	1	72.7	14	-	-	564
<b>Detection Check (1=Detection; 0=No Detection)</b>						1



<b>Trial Number</b>			11			
<b>Number of Bursts in Trial</b>			18			
<b>Chirp Center Frequency</b>			5498			
<b>Burst</b>	<b>No. of Pulses</b>	<b>Pulse Width (us)</b>	<b>Chirp Width (MHz)</b>	<b>Pulse 1-to-2 Spacing (us)</b>	<b>Pulse 2-to-3 Spacing (us)</b>	<b>Starting Location Within Interval (ms)</b>
1	2	72.1	15	1193	-	130
2	3	76.3	15	1484	1390	114
3	1	86.1	15	-	-	14
4	1	73.2	15	-	-	604
5	1	81.2	15	-	-	548
6	2	99.5	15	1398	-	173
7	1	93.9	15	-	-	262
8	2	75.9	15	1921	-	38
9	3	79.2	15	1100	1429	84
10	3	77	15	1166	1799	610
11	1	91.8	15	-	-	339
12	3	56.8	15	1330	1556	580
13	2	83.1	15	1556	-	295
14	2	63	15	1552	-	156
15	1	65.7	15	-	-	439
16	1	64.5	15	-	-	188
17	1	88.5	15	-	-	419
18	1	60.6	15	-	-	205
<b>Detection Check (1=Detection; 0=No Detection)</b>						1



<b>Trial Number</b>			12			
<b>Number of Bursts in Trial</b>			19			
<b>Chirp Center Frequency</b>			5498			
<b>Burst</b>	<b>No. of Pulses</b>	<b>Pulse Width (us)</b>	<b>Chirp Width (MHz)</b>	<b>Pulse 1-to-2 Spacing (us)</b>	<b>Pulse 2-to-3 Spacing (us)</b>	<b>Starting Location Within Interval (ms)</b>
1	2	90.5	16	1299	-	381
2	2	88.4	16	1418	-	327
3	2	53.7	16	1055	-	536
4	1	80.5	16	-	-	285
5	1	50.4	16	-	-	398
6	2	61.2	16	1749	-	439
7	2	78.8	16	1065	-	129
8	3	75	16	1748	1820	325
9	2	96.7	16	1254	-	440
10	3	76.3	16	1848	1106	397
11	1	73.3	16	-	-	232
12	2	92.4	16	1317	-	91
13	2	92.4	16	1854	-	256
14	3	64.4	16	1240	1634	582
15	2	67.3	16	1473	-	117
16	2	84.1	16	1795	-	202
17	1	80.9	16	-	-	135
18	1	74.6	16	-	-	396
19	2	97.6	16	1805	-	615
<b>Detection Check (1=Detection; 0=No Detection)</b>						1



Trial Number							13
Number of Bursts in Trial							20
Chirp Center Frequency							5499
Burst	No. of Pulses	Pulse Width (us)	Chirp Width (MHz)	Pulse 1-to-2 Spacing (us)	Pulse 2-to-3 Spacing (us)	Starting Location Within Interval (ms)	
1	2	66.1	17	1417	-	388	
2	2	86.7	17	1693	-	348	
3	2	70.5	17	1263	-	215	
4	2	78	17	1446	-	28	
5	2	66	17	1185	-	585	
6	2	80.6	17	1855	-	65	
7	1	95.5	17	-	-	92	
8	1	98.8	17	-	-	68	
9	3	64.3	17	1641	1108	517	
10	1	75.1	17	-	-	121	
11	2	72.6	17	1499	-	448	
12	1	60.3	17	-	-	567	
13	2	54.9	17	1056	-	245	
14	2	98.8	17	1023	-	584	
15	2	60.9	17	1243	-	579	
16	2	62.7	17	1226	-	464	
17	1	80.1	17	-	-	89	
18	2	70.9	17	1711	-	153	
19	1	90.7	17	-	-	282	
20	1	98.9	17	-	-	71	
Detection Check (1=Detection; 0=No Detection)							1

Trial Number							14
Number of Bursts in Trial							8
Chirp Center Frequency							5500
Burst	No. of Pulses	Pulse Width (us)	Chirp Width (MHz)	Pulse 1-to-2 Spacing (us)	Pulse 2-to-3 Spacing (us)	Starting Location Within Interval (ms)	
1	2	67.5	20	1542	-	947	
2	3	83.6	20	1272	1696	124	
3	2	93.2	20	1877	-	701	
4	1	55.6	20	-	-	1123	
5	3	84.2	20	1733	1619	756	
6	3	69.1	20	1612	1071	1	
7	2	66.9	20	1905	-	7	
8	3	86.8	20	1697	1621	1082	
Detection Check (1=Detection; 0=No Detection)							1



<b>Trial Number</b>							15
<b>Number of Bursts in Trial</b>							9
<b>Chirp Center Frequency</b>							5500
Burst	No. of Pulses	Pulse Width (us)	Chirp Width (MHz)	Pulse 1-to-2 Spacing (us)	Pulse 2-to-3 Spacing (us)	Starting Location Within Interval (ms)	
1	2	62.2	19	1571	-	949	
2	2	85	19	1669	-	189	
3	2	64.5	19	1505	-	176	
4	2	50.4	19	1325	-	538	
5	2	66.1	19	1483	-	908	
6	2	71.2	19	1110	-	1017	
7	3	53.7	19	1445	1677	492	
8	3	62.5	19	1596	1341	349	
9	3	62	19	1929	1221	1105	
Detection Check (1=Detection; 0=No Detection)							1

<b>Trial Number</b>							16
<b>Number of Bursts in Trial</b>							10
<b>Chirp Center Frequency</b>							5499
Burst	No. of Pulses	Pulse Width (us)	Chirp Width (MHz)	Pulse 1-to-2 Spacing (us)	Pulse 2-to-3 Spacing (us)	Starting Location Within Interval (ms)	
1	2	80.5	18	1910	-	284	
2	2	64.2	18	1661	-	751	
3	2	90.1	18	1041	-	491	
4	2	69.8	18	1495	-	107	
5	1	73.1	18	-	-	490	
6	3	77.2	18	1418	1145	1155	
7	3	52.6	18	1732	1787	772	
8	2	71.4	18	1562	-	121	
9	2	89.8	18	1491	-	89	
10	2	76.4	18	1355	-	615	
Detection Check (1=Detection; 0=No Detection)							1





Trial Number							17
Number of Bursts in Trial							11
Chirp Center Frequency							5499
Burst	No. of Pulses	Pulse Width (us)	Chirp Width (MHz)	Pulse 1-to-2 Spacing (us)	Pulse 2-to-3 Spacing (us)	Starting Location Within Interval (ms)	
1	2	51.2	17	1236	-	740	
2	1	71.7	17	-	-	941	
3	2	74.7	17	1164	-	370	
4	2	50.9	17	1919	-	371	
5	2	65.2	17	1206	-	1033	
6	2	98	17	1182	-	346	
7	2	58.7	17	1612	-	639	
8	1	63.8	17	-	-	1056	
9	3	86.3	17	1545	1065	205	
10	1	94.4	17	-	-	753	
11	3	88.5	17	1699	1319	58	
Detection Check (1=Detection; 0=No Detection)							1

Trial Number							18
Number of Bursts in Trial							12
Chirp Center Frequency							5498
Burst	No. of Pulses	Pulse Width (us)	Chirp Width (MHz)	Pulse 1-to-2 Spacing (us)	Pulse 2-to-3 Spacing (us)	Starting Location Within Interval (ms)	
1	2	88.7	16	1405	-	448	
2	3	90.2	16	1544	1235	621	
3	1	96.5	16	-	-	512	
4	2	80.5	16	1090	-	321	
5	2	63.7	16	1268	-	798	
6	1	53.4	16	-	-	809	
7	2	52.3	16	1043	-	301	
8	3	54.7	16	1701	1104	796	
9	3	75.6	16	1923	1729	669	
10	2	59.2	16	1244	-	369	
11	1	56.3	16	-	-	51	
12	2	87.8	16	1608	-	733	
Detection Check (1=Detection; 0=No Detection)							1



<b>Trial Number</b>							19
<b>Number of Bursts in Trial</b>							13
<b>Chirp Center Frequency</b>							5498
Burst	No. of Pulses	Pulse Width (us)	Chirp Width (MHz)	Pulse 1-to-2 Spacing (us)	Pulse 2-to-3 Spacing (us)	Starting Location Within Interval (ms)	
1	2	68.2	15	1104	-	229	
2	2	58.4	15	1627	-	488	
3	3	74.7	15	1861	1015	137	
4	2	58.2	15	1593	-	520	
5	1	51.6	15	-	-	799	
6	2	94.7	15	1469	-	43	
7	2	70.7	15	1091	-	126	
8	2	82.9	15	1472	-	607	
9	3	62.7	15	1168	1453	527	
10	2	63.1	15	1529	-	143	
11	1	96.1	15	-	-	176	
12	2	57	15	1457	-	882	
13	3	95.6	15	1707	1501	214	
Detection Check (1=Detection; 0=No Detection)							1

<b>Trial Number</b>							20
<b>Number of Bursts in Trial</b>							14
<b>Chirp Center Frequency</b>							5498
Burst	No. of Pulses	Pulse Width (us)	Chirp Width (MHz)	Pulse 1-to-2 Spacing (us)	Pulse 2-to-3 Spacing (us)	Starting Location Within Interval (ms)	
1	1	95.7	14	-	-	117	
2	1	93.1	14	-	-	720	
3	1	55.8	14	-	-	297	
4	1	76.7	14	-	-	284	
5	2	68	14	1686	-	472	
6	3	94.1	14	1796	1393	264	
7	2	53.9	14	1293	-	525	
8	1	99.3	14	-	-	155	
9	2	73.3	14	1458	-	65	
10	2	93.3	14	1196	-	451	
11	3	55.8	14	1895	1034	243	
12	1	66.4	14	-	-	228	
13	2	65.6	14	1732	-	746	
14	2	76.5	14	1187	-	522	
Detection Check (1=Detection; 0=No Detection)							1



<b>Trial Number</b>							21
<b>Number of Bursts in Trial</b>							15
<b>Chirp Center Frequency</b>							5564
Burst	No. of Pulses	Pulse Width (us)	Chirp Width (MHz)	Pulse 1-to-2 Spacing (us)	Pulse 2-to-3 Spacing (us)	Starting Location Within Interval (ms)	
1	1	85.1	13	-	-	565	
2	2	72.5	13	1648	-	211	
3	1	67.5	13	-	-	348	
4	2	56.1	13	1360	-	156	
5	1	71.1	13	-	-	718	
6	2	93.1	13	1391	-	400	
7	1	56.5	13	-	-	482	
8	1	63.8	13	-	-	703	
9	2	67.4	13	1727	-	780	
10	1	52.3	13	-	-	102	
11	3	62.4	13	1228	1715	304	
12	2	53.3	13	1630	-	57	
13	2	83.1	13	1205	-	768	
14	2	93.7	13	1085	-	461	
15	2	90.7	13	1297	-	746	
Detection Check (1=Detection; 0=No Detection)							1

<b>Trial Number</b>							22
<b>Number of Bursts in Trial</b>							16
<b>Chirp Center Frequency</b>							5564
Burst	No. of Pulses	Pulse Width (us)	Chirp Width (MHz)	Pulse 1-to-2 Spacing (us)	Pulse 2-to-3 Spacing (us)	Starting Location Within Interval (ms)	
1	2	98.8	12	1439	-	95	
2	1	54.5	12	-	-	676	
3	2	80.5	12	1360	-	8	
4	2	55.9	12	1906	-	373	
5	2	72.1	12	1623	-	254	
6	2	84.4	12	1604	-	480	
7	1	78.5	12	-	-	663	
8	1	88	12	-	-	314	
9	2	74.7	12	1157	-	596	
10	2	97.1	12	1673	-	264	
11	1	81.6	12	-	-	740	
12	1	83.6	12	-	-	163	
13	3	87.6	12	1757	1322	628	
14	2	58.5	12	1372	-	132	
15	3	91.8	12	1767	1183	106	
16	2	58.8	12	1432	-	659	
Detection Check (1=Detection; 0=No Detection)							1



<b>Trial Number</b>		23				
<b>Number of Bursts in Trial</b>		17				
<b>Chirp Center Frequency</b>		5565				
<b>Burst</b>	<b>No. of Pulses</b>	<b>Pulse Width (us)</b>	<b>Chirp Width (MHz)</b>	<b>Pulse 1-to-2 Spacing (us)</b>	<b>Pulse 2-to-3 Spacing (us)</b>	<b>Starting Location Within Interval (ms)</b>
1	1	96	11	-	-	284
2	2	92.5	11	1241	-	488
3	2	89.5	11	1347	-	76
4	2	74.8	11	1607	-	688
5	2	60.6	11	1523	-	28
6	2	71.5	11	1659	-	383
7	2	71.1	11	1454	-	182
8	1	98.7	11	-	-	20
9	2	85.1	11	1770	-	576
10	2	89.2	11	1086	-	410
11	2	60.7	11	1101	-	458
12	2	75.2	11	1719	-	348
13	2	75.7	11	1799	-	481
14	3	56.7	11	1132	1884	587
15	2	65	11	1885	-	480
16	2	64.6	11	1910	-	195
17	3	69.9	11	1410	1190	396
<b>Detection Check (1=Detection; 0=No Detection)</b>						1



<b>Trial Number</b>			24			
<b>Number of Bursts in Trial</b>			18			
<b>Chirp Center Frequency</b>			5565			
<b>Burst</b>	<b>No. of Pulses</b>	<b>Pulse Width (us)</b>	<b>Chirp Width (MHz)</b>	<b>Pulse 1-to-2 Spacing (us)</b>	<b>Pulse 2-to-3 Spacing (us)</b>	<b>Starting Location Within Interval (ms)</b>
1	3	83.8	10	1290	1021	536
2	2	66.9	10	1112	-	44
3	3	91	10	1220	1504	611
4	2	86.1	10	1678	-	456
5	3	65.5	10	1928	1222	330
6	1	62.6	10	-	-	297
7	3	68.7	10	1505	1200	351
8	3	59.2	10	1452	1114	230
9	1	73.9	10	-	-	222
10	1	77.2	10	-	-	57
11	2	96.4	10	1357	-	399
12	2	99.9	10	1173	-	299
13	2	99.9	10	1520	-	464
14	1	86.7	10	-	-	294
15	1	92.6	10	-	-	653
16	1	77.1	10	-	-	550
17	2	81.1	10	1664	-	566
18	3	68.4	10	1536	1309	580
<b>Detection Check (1=Detection; 0=No Detection)</b>						1



<b>Trial Number</b>			25			
<b>Number of Bursts in Trial</b>			19			
<b>Chirp Center Frequency</b>			5565			
<b>Burst</b>	<b>No. of Pulses</b>	<b>Pulse Width (us)</b>	<b>Chirp Width (MHz)</b>	<b>Pulse 1-to-2 Spacing (us)</b>	<b>Pulse 2-to-3 Spacing (us)</b>	<b>Starting Location Within Interval (ms)</b>
1	3	68.2	9	1723	1868	471
2	3	83.7	9	1711	1405	368
3	2	69.7	9	1781	-	425
4	1	59.7	9	-	-	440
5	2	96.7	9	1484	-	123
6	2	95.8	9	1319	-	261
7	3	71.3	9	1095	1354	332
8	3	53.2	9	1527	1427	427
9	2	69.5	9	1771	-	397
10	3	63.9	9	1075	1447	67
11	2	93.4	9	1783	-	174
12	2	77.3	9	1564	-	17
13	2	73.1	9	1294	-	216
14	1	77.4	9	-	-	292
15	3	57.2	9	1722	1886	619
16	2	68.7	9	1629	-	233
17	1	60.8	9	-	-	226
18	3	69.7	9	1128	1224	599
19	1	62.2	9	-	-	433
<b>Detection Check (1=Detection; 0=No Detection)</b>						1



<b>Trial Number</b>							26
<b>Number of Bursts in Trial</b>							20
<b>Chirp Center Frequency</b>							5566
Burst	No. of Pulses	Pulse Width (us)	Chirp Width (MHz)	Pulse 1-to-2 Spacing (us)	Pulse 2-to-3 Spacing (us)	Starting Location Within Interval (ms)	
1	1	80.5	8	-	-	90	
2	3	62.6	8	1406	1343	319	
3	3	85.6	8	1190	1529	384	
4	2	83.9	8	1208	-	567	
5	2	92.4	8	1488	-	234	
6	2	54	8	1529	-	535	
7	3	81.3	8	1501	1812	325	
8	1	98.5	8	-	-	532	
9	1	85.8	8	-	-	272	
10	2	84.7	8	1593	-	182	
11	2	83.3	8	1705	-	134	
12	2	79.8	8	1567	-	286	
13	1	77.9	8	-	-	368	
14	3	98.4	8	1510	1569	290	
15	2	79.9	8	1588	-	231	
16	3	78	8	1140	1353	353	
17	3	55.2	8	1700	1327	53	
18	3	71.9	8	1081	1224	44	
19	1	62	8	-	-	298	
20	3	70.5	8	1888	1442	529	
Detection Check (1=Detection; 0=No Detection)							1

<b>Trial Number</b>							27
<b>Number of Bursts in Trial</b>							8
<b>Chirp Center Frequency</b>							5562
Burst	No. of Pulses	Pulse Width (us)	Chirp Width (MHz)	Pulse 1-to-2 Spacing (us)	Pulse 2-to-3 Spacing (us)	Starting Location Within Interval (ms)	
1	2	69.1	18	1076	-	1436	
2	2	62.1	18	1688	-	22	
3	2	94.8	18	1891	-	897	
4	1	75.8	18	-	-	1186	
5	2	65.4	18	1713	-	589	
6	2	97.7	18	1292	-	614	
7	3	98.1	18	1670	1711	506	
8	2	85.4	18	1672	-	776	
Detection Check (1=Detection; 0=No Detection)							1



<b>Trial Number</b>							28
<b>Number of Bursts in Trial</b>							9
<b>Chirp Center Frequency</b>							5561
Burst	No. of Pulses	Pulse Width (us)	Chirp Width (MHz)	Pulse 1-to-2 Spacing (us)	Pulse 2-to-3 Spacing (us)	Starting Location Within Interval (ms)	
1	3	82	19	1233	1713	679	
2	3	87.7	19	1554	1123	473	
3	2	98.9	19	1518	-	869	
4	1	55	19	-	-	719	
5	1	93.6	19	-	-	902	
6	2	58.7	19	1641	-	1243	
7	2	88.7	19	1387	-	410	
8	1	60.3	19	-	-	1154	
9	1	97.7	19	-	-	512	
Detection Check (1=Detection; 0=No Detection)							1

<b>Trial Number</b>							29
<b>Number of Bursts in Trial</b>							10
<b>Chirp Center Frequency</b>							5561
Burst	No. of Pulses	Pulse Width (us)	Chirp Width (MHz)	Pulse 1-to-2 Spacing (us)	Pulse 2-to-3 Spacing (us)	Starting Location Within Interval (ms)	
1	1	69.6	20	-	-	1131	
2	1	74.5	20	-	-	290	
3	1	60.9	20	-	-	895	
4	1	74.6	20	-	-	202	
5	2	99.3	20	1501	-	139	
6	2	95.3	20	1065	-	854	
7	2	91.9	20	1722	-	219	
8	2	51	20	1285	-	57	
9	2	87.7	20	1747	-	141	
10	1	87.2	20	-	-	596	
Detection Check (1=Detection; 0=No Detection)							1





<b>Trial Number</b>		30				
<b>Number of Bursts in Trial</b>		11				
<b>Chirp Center Frequency</b>		5567				
<b>Burst</b>	<b>No. of Pulses</b>	<b>Pulse Width (us)</b>	<b>Chirp Width (MHz)</b>	<b>Pulse 1-to-2 Spacing (us)</b>	<b>Pulse 2-to-3 Spacing (us)</b>	<b>Starting Location Within Interval (ms)</b>
1	3	59.9	5	1901	1196	935
2	2	77.1	5	1590	-	1038
3	2	62.7	5	1227	-	690
4	1	77.1	5	-	-	547
5	3	99.8	5	1798	1790	551
6	2	61.5	5	1135	-	876
7	2	77.5	5	1583	-	448
8	2	57.3	5	1890	-	736
9	2	53.5	5	1757	-	362
10	1	66.6	5	-	-	836
11	3	80.7	5	1811	1289	410
<b>Detection Check (1=Detection; 0=No Detection)</b>						1



**Type 6 Radar Statistical Performance**

Trial #	Test Freq. (MHz)	Pulses / Hop	Pulse Width (us)	PRI (us)	1=Detection 0=No Detection
1	5280	9	1	333	1
2	5320	9	1	333	1
3	5300	9	1	333	1
4	5260	9	1	333	1
5	5560	9	1	333	1
6	5620	9	1	333	0
7	5500	9	1	333	1
8	5680	9	1	333	1
9	5540	9	1	333	1
10	5600	9	1	333	1
11	5640	9	1	333	1
12	5580	9	1	333	1
13	5620	9	1	333	1
14	5520	9	1	333	1
15	5660	9	1	333	0
16	5320	9	1	333	1
17	5280	9	1	333	1
18	5260	9	1	333	1
19	5280	9	1	333	1
20	5500	9	1	333	1
21	5680	9	1	333	1
22	5520	9	1	333	1
23	5620	9	1	333	1
24	5700	9	1	333	1
25	5600	9	1	333	1
26	5580	9	1	333	1
27	5560	9	1	333	1
28	5300	9	1	333	1
29	5260	9	1	333	1
30	5320	9	1	333	1
Detection Percentage (%)					100.00
Limit					70%
<b>Test Result</b>					<b>Complied</b>



## 4 Test Equipment and Calibration Data

Instrument	Manufacturer	Model No.	Serial No.	Characteristics	Calibration Date	Calibration Due Date	Remark
Spectrum Analyzer	R&S	FSV40	101026	9kHz~40GHz	Oct. 03, 2019	Oct. 02, 2020	Radiated (DF01-CB)
Signal generator	R&S	SMB100A	177785	1MHz-40GHz	Aug. 22, 2019	Aug. 21, 2020	Radiated (DF01-CB)
Horn Antenna	COM-POWER	AH-118	071028	1GHz ~ 18GHz	Jun. 09, 2020	Jun. 08, 2021	Radiated (DF01-CB)
Horn Antenna	COM-POWER	AH-118	071042	1GHz ~ 18GHz	Dec. 20, 2019	Dec. 19, 2020	Radiated (DF01-CB)
RF Power Divider	MTJ	2 Way	DFS-01-DV-02	1GHz ~ 6GHz	Oct. 07, 2019	Oct. 06, 2020	Radiated (DF01-CB)
RF Power Divider	MTJ	2 Way	DFS-01-DV-03	1GHz ~ 6GHz	Oct. 07, 2019	Oct. 06, 2020	Radiated (DF01-CB)
RF Power Divider	MTJ	4 Way	DFS-01-DV-01	1GHz ~ 6GHz	Oct. 07, 2019	Oct. 06, 2020	Radiated (DF01-CB)
RF Cable-high	Woken	RG402	High Cable-57	1 GHz ~18 GHz	Oct. 07, 2019	Oct. 06, 2020	Radiated (DF01-CB)
RF Cable-high	Woken	RG402	High Cable-58	1 GHz ~18 GHz	Oct. 07, 2019	Oct. 06, 2020	Radiated (DF01-CB)

Note: Calibration Interval of instruments listed above is one year.



## 5 Measurement Uncertainty

Test Items	Uncertainty	Remark
Radiated Emission	3.4 dB	Confidence levels of 95%