



## 1. Photographs of Radiated Emissions Test Configuration

Test Mode: EUT 1 in Y axis

FRONT VIEW




REAR VIEW




Test Mode: EUT 1 in X axis

**FRONT VIEW**




**REAR VIEW**




**Test Mode: EUT 2 in X axis + External Ant.1 in 180°**

**FRONT VIEW**




**REAR VIEW**




**Test Mode: EUT 2 in Z axis + External Ant.2**

**FRONT VIEW**




**REAR VIEW**




**Test Mode: EUT 2 in X axis + External Ant.2**

**FRONT VIEW**




**REAR VIEW**




**Test Mode: EUT 2 in Y axis + External Ant.2**

**FRONT VIEW**



**REAR VIEW**



————THE END————