



ELECTRICAL SPECIFICATIONS

Frequency Range: 2.4-2.48/5.15-5.85/6-7.125 GHz
 Gain: 8/10/10 dBi
 Polarization: Vertical
 Horizontal Beamwidth: 4 (65°/45°) 6 (65°/45°/40°)
 Vertical Beamwidth: 4 (65°/45°) 6 (65°/45°/40°)
 VSWR: <2.0



MECHANICAL SPECIFICATIONS

Dimensions: 15.4" x 15.4" x 2.24" (390x390x57mm)
 Weight: 1.5 lb (0.68 kg)
 Installation: Flush Mount to Wall

Radome Material: ABS
 Connector: 4-Port Samtec / 6-Port Samtec
 Number of Leads: 10
 Cable Length: 36" (910mm)
 Cable Type: LMR-100



ENVIRONMENTAL SPECIFICATIONS

Installation Environment: Indoor/Outdoor

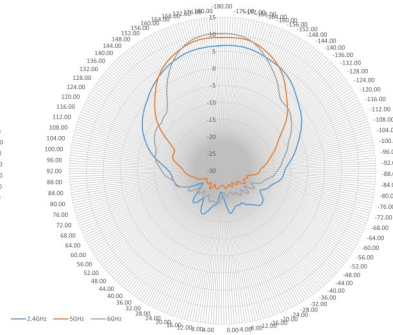
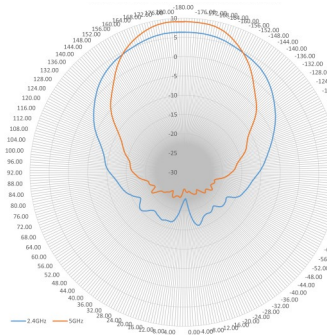
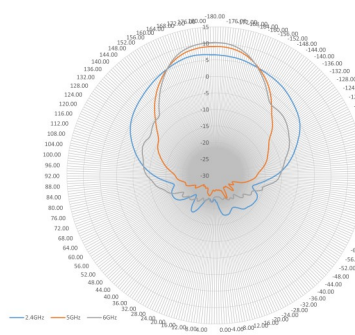
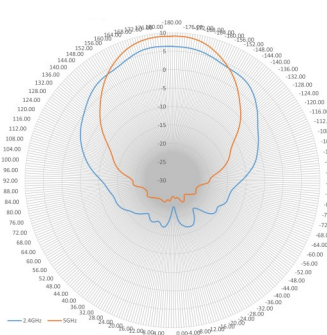
WARRANTY

2 Year Limited Warranty



HORIZONTAL

VERTICAL



4-Port Horizontal

6-Port Horizontal

4-Port Vertical

6-Port Vertical

