



# FCC Radio Test Report

**FCC ID** : 2AHBN-AP24  
**Equipment** : 802.11ax WiFi6E 2+2+2 Indoor AP  
**Brand Name** : Juniper  
**Model Name** : AP24  
**Applicant** : Juniper Networks, Inc.  
1133 Innovation Way, Sunnyvale, CA 94089, USA  
**Manufacturer** : Juniper Networks, Inc.  
1133 Innovation Way, Sunnyvale, CA 94089, USA  
**Standard** : 47 CFR FCC Part 15.247

The product was received on Nov. 25, 2022, and testing was started from Dec. 01, 2022 and completed on Apr. 18, 2023. We, SPORTON INTERNATIONAL INC. Hsinhua Laboratory, would like to declare that the tested sample has been evaluated in accordance with the procedures given in ANSI C63.10-2013 and shown compliance with the applicable technical standards.

The test results in this report apply exclusively to the tested model / sample. Without written approval of SPORTON INTERNATIONAL INC. Hsinhua Laboratory, the test report shall not be reproduced except in full.

Approved by: Jackson Tsai

**SPORTON INTERNATIONAL INC. Hsinhua Laboratory**

No.52, Huaya 1st Rd., Guishan Dist., Taoyuan City 333411, Taiwan (R.O.C.)



# Table of Contents

**HISTORY OF THIS TEST REPORT .....3**

**SUMMARY OF TEST RESULT .....4**

**1 GENERAL DESCRIPTION .....5**

1.1 Information.....5

1.2 Testing Applied Standards .....8

1.3 Testing Location Information .....8

1.4 Measurement Uncertainty .....8

**2 TEST CONFIGURATION OF EUT.....9**

2.1 Test Channel Mode .....9

2.2 The Worst Case Measurement Configuration.....10

2.3 Accessories .....12

2.4 Support Equipment.....12

2.5 Test Setup Diagram .....13

**3 TRANSMITTER TEST RESULT .....14**

3.1 AC Power-line Conducted Emissions .....14

3.2 DTS Bandwidth.....16

3.3 Maximum Conducted Output Power .....17

3.4 Power Spectral Density .....19

3.5 Emissions in Non-restricted Frequency Bands .....20

3.6 Emissions in Restricted Frequency Bands.....21

**4 TEST EQUIPMENT AND CALIBRATION DATA.....25**

**APPENDIX A. TEST RESULTS OF AC POWER-LINE CONDUCTED EMISSIONS**

**APPENDIX B. TEST RESULTS OF DTS BANDWIDTH**

**APPENDIX C. TEST RESULTS OF MAXIMUM CONDUCTED OUTPUT POWER**

**APPENDIX D. TEST RESULTS OF POWER SPECTRAL DENSITY**

**APPENDIX E. TEST RESULTS OF EMISSIONS IN NON-RESTRICTED FREQUENCY BANDS**

**APPENDIX F. TEST RESULTS OF EMISSIONS IN RESTRICTED FREQUENCY BANDS**

**APPENDIX G. TEST RESULTS OF RADIATED EMISSION CO-LOCATION**

**APPENDIX H. TEST PHOTOS**

**PHOTOGRAPHS OF EUT V01**





### Summary of Test Result

Report Clause	Ref.Std. Clause	Test Items	Result (PASS/FAIL)	Remark
1.1.2	15.203	Antenna Requirement	PASS	-
3.1	15.207	AC Power-line Conducted Emissions	PASS	-
3.2	15.247(a)	DTS Bandwidth	PASS	-
3.3	15.247(b)	Maximum Conducted Output Power	PASS	-
3.4	15.247(e)	Power Spectral Density	PASS	-
3.5	15.247(d)	Emissions in Non-restricted Frequency Bands	PASS	-
3.6	15.247(d)	Emissions in Restricted Frequency Bands	PASS	-

<b>Declaration of Conformity:</b>
The test results with all measurement uncertainty excluded are presented in accordance with the regulation limits or requirements declared by manufacturers.
<b>Comments and explanations:</b>
None

Reviewed by: Ryan Hsiao

Report Producer: Ann Hou

# 1 General Description

## 1.1 Information

### 1.1.1 RF General Information

Frequency Range (MHz)	Bluetooth Mode	Ch. Frequency (MHz)	Channel Number
2400-2483.5	LE	2402-2480	0-39 [40]

Band	Mode	BWch (MHz)	Nant
2.4-2.4835GHz	BT-LE(125kbps)	1.0	1TX
2.4-2.4835GHz	BT-LE(500kbps)	1.0	1TX
2.4-2.4835GHz	BT-LE(1Mbps)	1.0	1TX
2.4-2.4835GHz	BT-LE(2Mbps)	2.0	1TX

Note:

- ♦ Bluetooth LE uses a GFSK (125kbps/500kbps/1Mbps/2Mbps) modulation.
- ♦ BWch is the nominal channel bandwidth.

### 1.1.2 Antenna Information

Ant.	Brand	Model Name	Antenna Type	Connector	Remark
1	Juniper	X51209900486_1	PIFA	I-PEX	Radio 1_2.4G+Radio 1_6G
2	Juniper	X51209900486_2	PIFA	I-PEX	Radio 0_5G+ Radio 4_BT/Thread/Zigbee
3	Juniper	X51209900486_3	PIFA	I-PEX	Radio 1_2.4G+Radio 0_5G
4	Juniper	X51209900486_4	PIFA	I-PEX	Radio 2_2.4G+Radio 1_6G
5	Juniper	X51209900486_5	PIFA	I-PEX	Radio 2_2.4G+ Radio 2_5G+Radio 2_6G

Ant.	Gain (dBi)						
	Radio 0	Radio 1		Radio 2			Radio 4
	5G	2.4G	6G	2.4G	5G	6G	BT/Thread/Zigbee
1	-	3.04	5.11	-	-	-	-
2	3.66	-	-	-	-	-	2.21
3	3	2.14	-	-	-	-	-
4	-	-	4.55	2.5	-	-	-
5	-	-	-	2.1	3.34	3.16	-



Composite Gain (dBi)									
	2.4G	UNII-1	UNII-2A	UNII-2C	UNII-3	6.175G	6.475G	6.695G	6.995G
DG [1SS] Ant.1 & Ant.3	3.46	-	-	-	-	-	-	-	-
DG [1SS] Ant.4 & Ant.5	3.71	-	-	-	-	-	-	-	-
DG [1SS] Ant.2 & Ant.3	-	4.12	3.86	4.67	5.22	-	-	-	-
DG [1SS] Ant.1 & Ant.4	-	-	-	-	-	4.39	3.31	4.45	5.16

Note 1: The EUT has five antennas.

**For 2.4GHz function:**

For IEEE 802.11 b/g/n/VHT/ax mode (1TX/1RX) (Radio 2)

Ant. 5 could transmit/receive.

For IEEE 802.11 b/g/n/VHT/ax mode (2TX/2RX) (Radio 1)

Ant. 1 and Ant. 3 could transmit/receive simultaneously.

For IEEE 802.11 b/g/n/VHT/ax mode (2TX/2RX) (Radio 2)

Ant. 4 and Ant. 5 could transmit/receive simultaneously.

**For 5GHz function:**

For IEEE 802.11 a/n/ac/ax mode (1TX/1RX) (Radio 2)

Ant. 5 could transmit/receive.

For IEEE 802.11 a/n/ac/ax mode (2TX/2RX) (Radio 0)

Ant. 2 and Ant. 3 could transmit/receive simultaneously.

**For BT function:**

For IEEE 802.15.1 Bluetooth mode (1TX/1RX) (Radio 4)

Ant. 2 could transmit/receive.

**For 6GHz function:**

For IEEE 802.11 a/ax mode (1TX/1RX) (Radio 2)

Ant. 5 could transmit/receive.

For IEEE 802.11 a/ax mode (2TX/2RX) (Radio 1)

Ant. 1 and Ant. 4 could transmit/receive simultaneously.

**For Thread function:**

For Thread mode (1TX/1RX) (Radio 4)

Ant. 2 could transmit/receive.

**For Zigbee function:**

For Zigbee mode (1TX/1RX) (Radio 4)

Ant. 2 could transmit/receive.



1.1.3 EUT Information

Operational Condition	
EUT Power Type	From PoE
EUT Function	<input checked="" type="checkbox"/> Point-to-multipoint <input type="checkbox"/> Point-to-point
Type of EUT	
<input checked="" type="checkbox"/>	Stand-alone
<input type="checkbox"/>	Combined (EUT where the radio part is fully integrated within another device)
	Combined Equipment - Brand Name / Model No.: ...
<input type="checkbox"/>	Plug-in radio (EUT intended for a variety of host systems)
	Host System - Brand Name / Model No.: ...
<input type="checkbox"/>	Other:

1.1.4 Mode Test Duty Cycle

Mode	DC	DCF(dB)	T(s)	VBW(Hz) ≥ 1/T
BT-LE(125kbps)	0.829	0.81	3.105m	1k
BT-LE(500kbps)	0.542	2.66	1.077m	1k
BT-LE(1Mbps)	0.629	2.01	393.438u	3k
BT-LE(2Mbps)	0.331	4.8	207.188u	10k

Note. If DC < 0.98, the DCF was added while measuring Output power and PSD.

## 1.2 Testing Applied Standards

According to the specifications of the manufacturer, the EUT must comply with the requirements of the following standards:

- ♦ 47 CFR FCC Part 15
- ♦ ANSI C63.10-2013

The following reference test guidance is not within the scope of accreditation of TAF:

- ♦ KDB 558074 D01 v05r02
- ♦ KDB 414788 D01 v01r01

## 1.3 Testing Location Information

Test Lab. : Sporton International Inc. Hsinhua Laboratory				
<input checked="" type="checkbox"/>	Hsinhua (TAF: 3785)	ADD: No.52, Huaya 1st Rd., Guishan Dist., Taoyuan City 333411, Taiwan (R.O.C.)		
		TEL: 886-3-327-3456	FAX: 886-3-327-0973	
Test site Designation No. TW3785 with FCC.				
Test Condition	Test Site No.	Test Engineer	Test Environment	Test Date
AC Conduction	CO04-HY	Wayne	21.5~22.9°C / 55~58%	07/Jan/2023
RF Conducted	TH01-HY	Johnny	20.9~22.3°C / 51~55%	01/Dec/2022~21/Feb/2023
Radiated	03CH02-HY	Jack	20.3~21.7°C / 58~63%	02/Dec/2022~03/Dec/2022
Radiated(Co-location) Mode 7~14	03CH03-HY	Edward	20.5~20.8°C / 58~59%	18/Apr/2023
<input checked="" type="checkbox"/>	Wen 33rd.St. (TAF: 3785)	ADD: No.14-1, Ln. 19, Wen 33rd St., Guishan Dist., Taoyuan City 333010, Taiwan (R.O.C.)		
		TEL: 886-3-318-0787	FAX: 886-3-318-0287	
Test site Designation No. TW0008 with FCC.				
Test Condition	Test Site No.	Test Engineer	Test Environment	Test Date
Radiated(Co-location) Mode 1~6, Mode 15~18	03CH09-HY	Henry	20.1~22.4°C / 58~68%	06/Jan/2023~18/Apr/2023

## 1.4 Measurement Uncertainty

ISO/IEC 17025 requires that an estimate of the measurement uncertainties associated with the emissions test results be included in the report. The measurement uncertainties given below are based on a 95% confidence level (based on a coverage factor (k=2))

Test Items	Uncertainty	Remark
AC Power-line Conducted Emissions	4.53 dB	Confidence levels of 95%
Bandwidth	3 MHz	Confidence levels of 95%
Maximum Conducted Output Power	2 dB	Confidence levels of 95%
Power Spectral Density	2 dB	Confidence levels of 95%
Emissions in Non-restricted Frequency Bands	0.14 dB	Confidence levels of 95%
Emissions in Restricted Frequency Bands	4.8 dB	Confidence levels of 95%
Temperature	0.41 °C	Confidence levels of 95%
Humidity	3.4 %	Confidence levels of 95%





## 2 Test Configuration of EUT

### 2.1 Test Channel Mode




Test Software Version	nRF_DTM v2.4.0
-----------------------	----------------

Mode	Power Setting
BT-LE(125kbps)	-
2402MHz	4
2440MHz	4
2480MHz	4
BT-LE(500kbps)	-
2402MHz	4
2440MHz	4
2480MHz	4
BT-LE(1Mbps)	-
2402MHz	4
2440MHz	4
2480MHz	4
BT-LE(2Mbps)	-
2402MHz	4
2440MHz	4
2480MHz	4

## 2.2 The Worst Case Measurement Configuration

The Worst Case Mode for Following Conformance Tests	
Tests Item	AC power-line conducted emissions
Condition	AC power-line conducted measurement for line and neutral Test Voltage: 120Vac / 60Hz
Operating Mode	CTX
1	PoE mode

The Worst Case Mode for Following Conformance Tests	
Tests Item	DTS Bandwidth Maximum Conducted Output Power Power Spectral Density Emissions in Non-restricted Frequency Bands
Test Condition	Conducted measurement at transmit chains

The Worst Case Mode for Following Conformance Tests			
Tests Item	Emissions in Restricted Frequency Bands		
Test Condition	Radiated measurement If EUT consist of multiple antenna assembly (multiple antenna are used in EUT regardless of spatial multiplexing MIMO configuration), the radiated test should be performed with highest antenna gain of each antenna type.		
Operating Mode < 1GHz	CTX		
1	PoE mode		
Operating Mode > 1GHz	CTX		
Orthogonal Planes of EUT	X Plane	Y Plane	Z Plane
			
Worst Planes of EUT	V		



The Worst Case Mode for Following Conformance Tests	
Tests Item	Simultaneous Transmission Analysis
Operating Mode	CTX
1	Radio 1_2.4GHz WLAN + Radio 2_2.4GHz WLAN + Radio 0_5GHz WLAN + Bluetooth
2	Radio 1_2.4GHz WLAN + Radio 2_5GHz WLAN + Radio 0_5GHz WLAN + Bluetooth
3	Radio 1_2.4GHz WLAN + Radio 2_6GHz WLAN + Radio 0_5GHz WLAN + Bluetooth
4	Radio 1_6GHz WLAN + Radio 2_2.4GHz WLAN + Radio 0_5GHz WLAN + Bluetooth
5	Radio 1_6GHz WLAN + Radio 2_5GHz WLAN + Radio 0_5GHz WLAN + Bluetooth
6	Radio 1_6GHz WLAN + Radio 2_6GHz WLAN + Radio 0_5GHz WLAN + Bluetooth
7	Radio 1_2.4GHz WLAN + Radio 2_2.4GHz WLAN + Radio 0_5GHz WLAN + Zigbee
8	Radio 1_2.4GHz WLAN + Radio 2_5GHz WLAN + Radio 0_5GHz WLAN + Zigbee
9	Radio 1_2.4GHz WLAN + Radio 2_6GHz WLAN + Radio 0_5GHz WLAN + Zigbee
10	Radio 1_6GHz WLAN + Radio 2_2.4GHz WLAN + Radio 0_5GHz WLAN + Zigbee
11	Radio 1_6GHz WLAN + Radio 2_5GHz WLAN + Radio 0_5GHz WLAN + Zigbee
12	Radio 1_6GHz WLAN + Radio 2_6GHz WLAN + Radio 0_5GHz WLAN + Zigbee
13	Radio 1_2.4GHz WLAN + Radio 2_2.4GHz WLAN + Radio 0_5GHz WLAN + thread
14	Radio 1_2.4GHz WLAN + Radio 2_5GHz WLAN + Radio 0_5GHz WLAN + thread
15	Radio 1_2.4GHz WLAN + Radio 2_6GHz WLAN + Radio 0_5GHz WLAN + thread
16	Radio 1_6GHz WLAN + Radio 2_2.4GHz WLAN + Radio 0_5GHz WLAN + thread
17	Radio 1_6GHz WLAN + Radio 2_5GHz WLAN + Radio 0_5GHz WLAN + thread
18	Radio 1_6GHz WLAN + Radio 2_6GHz WLAN + Radio 0_5GHz WLAN + thread

Refer to Sporton Test Report No.: FA2N2441 for Co-location RF Exposure Evaluation and Appendix G for Radiated Emission Co-location.

## 2.3 Accessories

Accessories				
Bracket	Brand Name	JUNIPER	Model Name	APBR-U

Reminder: Regarding to more detail and other information, please refer to user manual.

## 2.4 Support Equipment

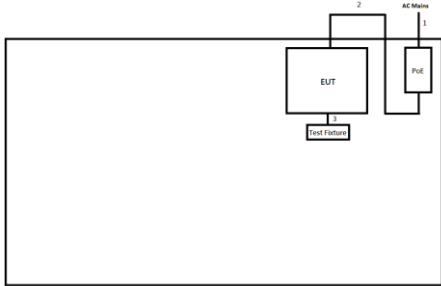
Support Equipment – AC Conduction					
No.	Equipment	Brand Name	Model Name	FCC ID	Remark
1	RJ45 cable	Power sync	CAT-6E-10	-	-
2	AC Power cable	Power Sync	TPCMRN0018	-	-
3	PoE	GRT	GRT-480125A	-	-
4	Fixture	sporton	sporton	-	-
5	Fixture cable	sporton	sporton	-	-

Support Equipment – Conducted					
No.	Equipment	Brand Name	Model Name	FCC ID	Remark
1	Notebook	DELL	E5410	-	-
2	Adapter for NB	DELL	HA65NM130	-	-

Support Equipment – Radiated					
No.	Equipment	Brand Name	Model Name	FCC ID	Remark
1	RJ45 cable	Power sync	CAT-6E-10	-	-
2	AC Power cable	I-SHENG	AC CORD 600mm	-	-
3	PoE	GRT	GRT-480125A	-	Remote
4	Fixture	sporton	sporton	-	-
5	Fixture cable	sporton	sporton	-	-

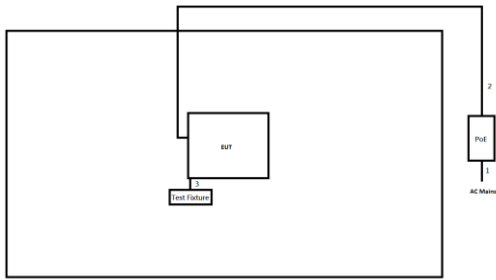
## 2.5 Test Setup Diagram

**Test Setup Diagram – AC Line Conducted Emission Test**



Item	Connection	Shielded	Length (m)
1	AC Power cable	No	1.5
2	RJ45 cable	No	10.0
3	Fixture cable	No	0.1

**Test Setup Diagram - Radiated Test**



Item	Connection	Shielded	Length (m)
1	AC Power cable	No	0.5
2	RJ45 cable	No	10.0
3	Fixture cable	No	0.1

### 3 Transmitter Test Result

#### 3.1 AC Power-line Conducted Emissions

##### 3.1.1 AC Power-line Conducted Emissions Limit

AC Power-line Conducted Emissions Limit		
Frequency Emission (MHz)	Quasi-Peak	Average
0.15-0.5	66 - 56 *	56 - 46 *
0.5-5	56	46
5-30	60	50

Note 1: \* Decreases with the logarithm of the frequency.

##### 3.1.2 Measuring Instruments

Refer a test equipment and calibration data table in this test report.

##### 3.1.3 Test Procedures

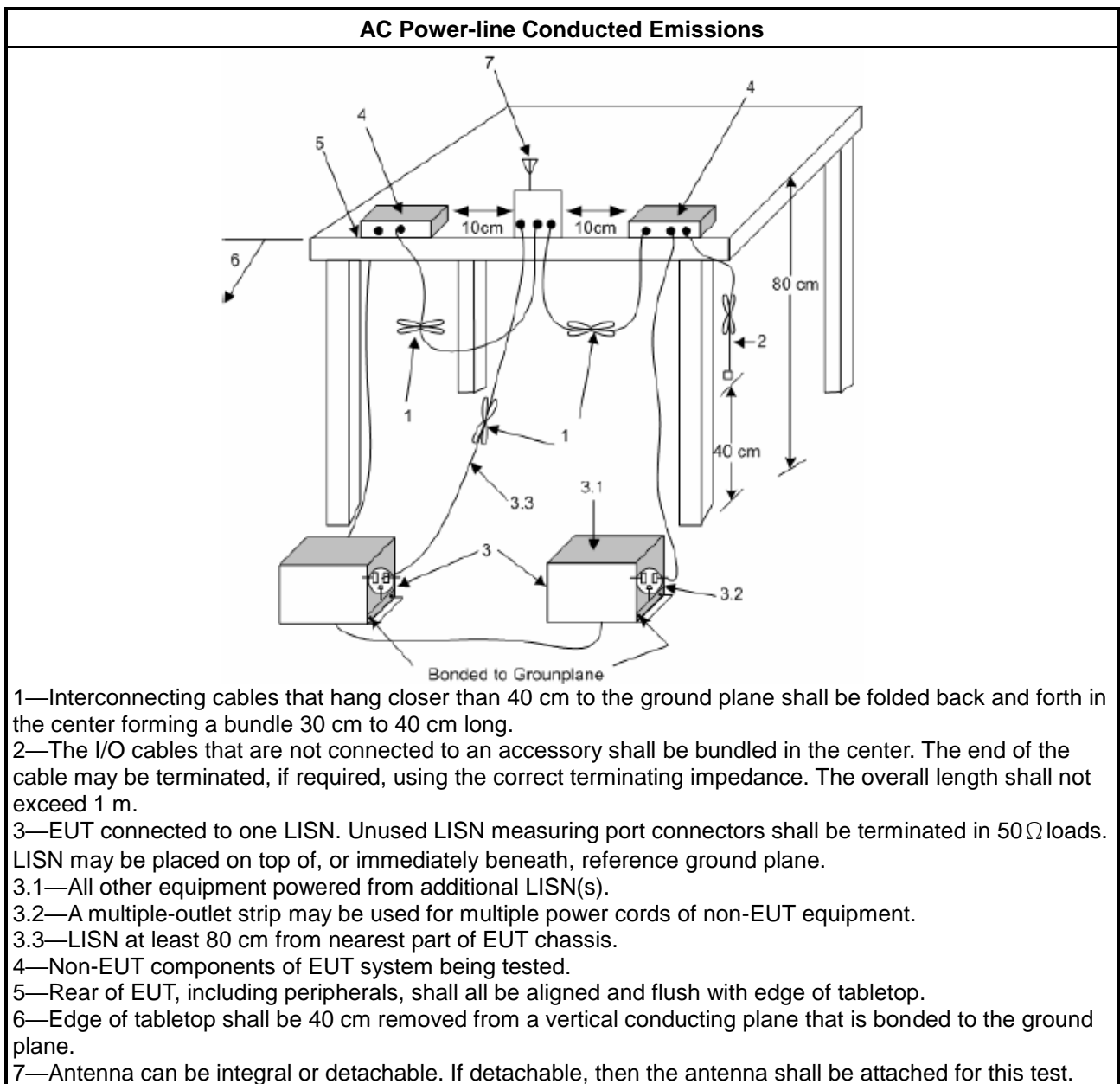
Test Method
<ul style="list-style-type: none"> <li>Refer as ANSI C63.10-2013, clause 6.2 foray power-line conducted emissions.</li> </ul>

##### 3.1.4 Measurement Results Calculation

The measured Level is calculated using:

Corrected Reading: Raw(Read Level) + LISN(LISN Factor) + CL(Cable Loss) + AT(Attenuator).

### 3.1.5 Test Setup



### 3.1.6 Test Result of AC Power-line Conducted Emissions

Refer as Appendix A

### 3.2 DTS Bandwidth

#### 3.2.1 6dB Bandwidth Limit

6dB Bandwidth Limit	
Systems using digital modulation techniques:	
▪	6 dB bandwidth $\geq$ 500 kHz.

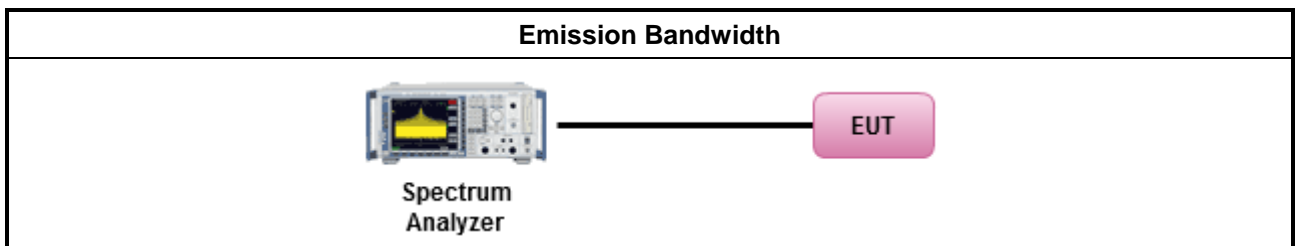
#### 3.2.2 Measuring Instruments

Refer a test equipment and calibration data table in this test report.

#### 3.2.3 Test Procedures

Test Method	
▪	For the emission bandwidth shall be measured using one of the options below:
<input checked="" type="checkbox"/>	Refer as KDB 558074, clause 8.2 (11.8 of ANSI C63.10) DTS bandwidth measurement.
<input type="checkbox"/>	Refer as RSS-Gen, clause 6.7 for occupied bandwidth testing.
<input type="checkbox"/>	Refer as ANSI C63.10, clause 6.9.3 for occupied bandwidth testing.

#### 3.2.4 Test Setup



#### 3.2.5 Test Result of Emission Bandwidth

Refer as Appendix B



### 3.3 Maximum Conducted Output Power

#### 3.3.1 Maximum Conducted Output Power Limit

Maximum Conducted Output Power Limit	
	<ul style="list-style-type: none"> <li>▪ If <math>G_{TX} \leq 6</math> dBi, then <math>P_{Out} \leq 30</math> dBm (1 W)</li> </ul>
	<ul style="list-style-type: none"> <li>▪ Point-to-multipoint systems (P2M): If <math>G_{TX} &gt; 6</math> dBi, then <math>P_{Out} = 30 - (G_{TX} - 6)</math> dBm</li> </ul>
	<ul style="list-style-type: none"> <li>▪ Point-to-point systems (P2P): If <math>G_{TX} &gt; 6</math> dBi, then <math>P_{Out} = 30 - (G_{TX} - 6)/3</math> dBm</li> </ul>
	<ul style="list-style-type: none"> <li>▪ Smart antenna system (SAS):</li> </ul>
	<ul style="list-style-type: none"> <li>- Single beam: If <math>G_{TX} &gt; 6</math> dBi, then <math>P_{Out} = 30 - (G_{TX} - 6)/3</math> dBm</li> </ul>
	<ul style="list-style-type: none"> <li>- Overlap beam: If <math>G_{TX} &gt; 6</math> dBi, then <math>P_{Out} = 30 - (G_{TX} - 6)/3</math> dBm</li> </ul>
	<ul style="list-style-type: none"> <li>- Aggregate power on all beams: If <math>G_{TX} &gt; 6</math> dBi, then <math>P_{Out} = 30 - (G_{TX} - 6)/3 + 8</math> dB dBm</li> </ul>
e.i.r.p. Power Limit:	
	<ul style="list-style-type: none"> <li>▪ 2400-2483.5 MHz Band</li> </ul>
	<ul style="list-style-type: none"> <li>▪ Point-to-multipoint systems (P2M): <math>P_{eirp} \leq 36</math> dBm (4 W)</li> </ul>
	<ul style="list-style-type: none"> <li>▪ Point-to-point systems (P2P): <math>P_{eirp} \leq \text{MAX}(36, [P_{Out} + G_{TX}])</math> dBm</li> </ul>
	<ul style="list-style-type: none"> <li>▪ Smart antenna system (SAS)</li> </ul>
	<ul style="list-style-type: none"> <li>- Single beam: <math>P_{eirp} \leq \text{MAX}(36, P_{Out} + G_{TX})</math> dBm</li> </ul>
	<ul style="list-style-type: none"> <li>- Overlap beam: <math>P_{eirp} \leq \text{MAX}(36, P_{Out} + G_{TX})</math> dBm</li> </ul>
	<ul style="list-style-type: none"> <li>- Aggregate power on all beams: <math>P_{eirp} \leq \text{MAX}(36, [P_{Out} + G_{TX} + 8])</math> dBm</li> </ul>
$P_{Out}$ = maximum peak conducted output power or maximum conducted output power in dBm, $G_{TX}$ = the maximum transmitting antenna directional gain in dBi.	

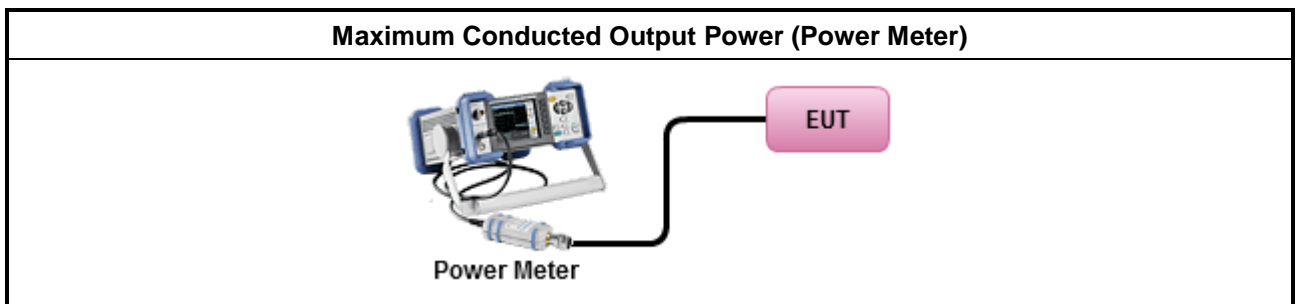
#### 3.3.2 Measuring Instruments

Refer a test equipment and calibration data table in this test report.

### 3.3.3 Test Procedures

Test Method	
<ul style="list-style-type: none"> <li>▪ Maximum Peak Conducted Output Power</li> </ul>	
<input type="checkbox"/>	Refer as KDB 558074, clause 8.3.1.1 (11.9.1.1 of ANSI C63.10) RBW ≥ EBW method.
<input type="checkbox"/>	Refer as KDB 558074, clause 8.3.1.2 (11.9.1.2 of ANSI C63.10) integrated band power method.
<input type="checkbox"/>	Refer as KDB 558074, clause 8.3.1.3 (11.9.1.3 of ANSI C63.10) peak power meter.
<ul style="list-style-type: none"> <li>▪ Maximum Average Conducted Output Power</li> </ul>	
<input type="checkbox"/>	Refer as KDB 558074, clause 8.3.2.2 (11.9.2.2 of ANSI C63.10) using a spectrum analyzer.
<input checked="" type="checkbox"/>	Refer as KDB 558074, clause 8.3.2.3 (11.9.2.3 of ANSI C63.10) using a power meter.
<ul style="list-style-type: none"> <li>▪ For conducted measurement.</li> </ul>	
<ul style="list-style-type: none"> <li>▪ If the EUT supports multiple transmit chains using options given below: Refer as KDB 662911, In-band power measurements. Using the measure-and-sum approach, measured all transmit ports individually. Sum the power (in linear power units e.g., mW) of all ports for each individual sample and save them.</li> </ul>	
<ul style="list-style-type: none"> <li>▪ If multiple transmit chains, EIRP calculation could be following as methods:  <math>P_{total} = P_1 + P_2 + \dots + P_n</math>                      (calculated in linear unit [mW] and transfer to log unit [dBm])  <math>EIRP_{total} = P_{total} + DG</math> </li> </ul>	

### 3.3.4 Test Setup



### 3.3.5 Test Result of Maximum Conducted Output Power

Refer as Appendix C

### 3.4 Power Spectral Density

#### 3.4.1 Power Spectral Density Limit

Power Spectral Density Limit
<ul style="list-style-type: none"> <li>Power Spectral Density (PSD) ≤ 8 dBm/3kHz</li> </ul>

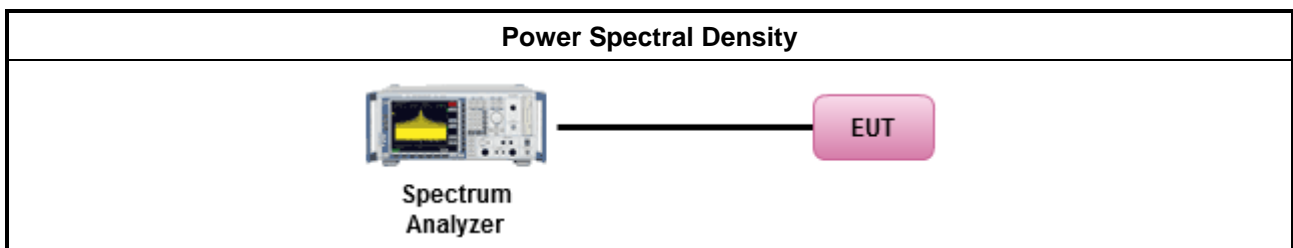
#### 3.4.2 Measuring Instruments

Refer a test equipment and calibration data table in this test report.

#### 3.4.3 Test Procedures

Test Method	
	<ul style="list-style-type: none"> <li>Peak power spectral density procedures that the same method as used to determine the conducted output power. If maximum peak conducted output power was measured to demonstrate compliance to the output power limit, then the peak PSD procedure below (Method PKPSD) shall be used. If maximum conducted output power was measured to demonstrate compliance to the output power limit, then one of the average PSD procedures shall be used, as applicable based on the following criteria (the peak PSD procedure is also an acceptable option).</li> </ul>
<input checked="" type="checkbox"/>	Refer as KDB 558074, clause 8.4 (11.10 of ANSI C63.10) Max. PSD.
	<ul style="list-style-type: none"> <li>For conducted measurement.               <ul style="list-style-type: none"> <li>If The EUT supports multiple transmit chains using options given below:                   <ul style="list-style-type: none"> <li>Measure and sum the spectra across the outputs. Refer as KDB 662911, In-band power spectral density (PSD). Sample all transmit ports simultaneously using a spectrum analyzer for each transmit port. Where the trace bin-by-bin of each transmit port summing can be performed. (i.e., in the first spectral bin of output 1 is summed with that in the first spectral bin of output 2 and that from the first spectral bin of output 3, and so on up to the NTX output to obtain the value for the first frequency bin of the summed spectrum.). Add up the amplitude (power) values for the different transmit chains and use this as the new data trace.</li> </ul> </li> </ul> </li> </ul>

#### 3.4.4 Test Setup



#### 3.4.5 Test Result of Power Spectral Density

Refer as Appendix D

### 3.5 Emissions in Non-restricted Frequency Bands

#### 3.5.1 Emissions in Non-restricted Frequency Bands Limit

Un-restricted Band Emissions Limit	
RF output power procedure	Limit (dB)
Peak output power procedure	20
Average output power procedure	30

Note 1: If the peak output power procedure is used to measure the fundamental emission power to demonstrate compliance to requirements, then the peak conducted output power measured within any 100 kHz outside the authorized frequency band shall be attenuated by at least 20 dB relative to the maximum measured in-band peak level.

Note 2: If the average output power procedure is used to measure the fundamental emission power to demonstrate compliance to requirements, then the power in any 100 kHz outside of the authorized frequency band shall be attenuated by at least 30 dB relative to the maximum measured in-band average level.

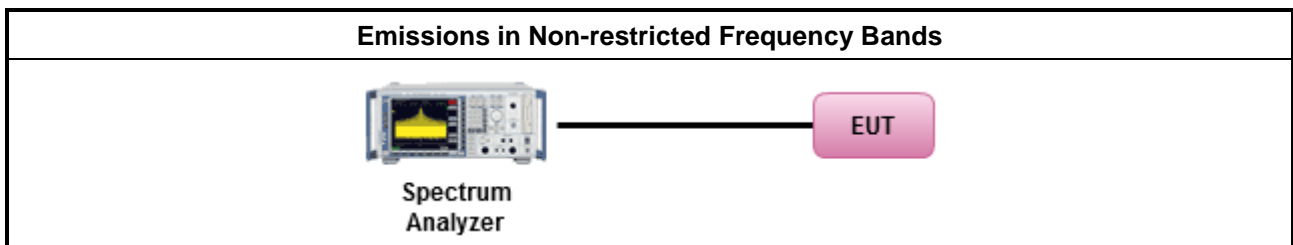
#### 3.5.2 Measuring Instruments

Refer a test equipment and calibration data table in this test report.

#### 3.5.3 Test Procedures

Test Method
<ul style="list-style-type: none"> <li>Refer as KDB 558074, clause 8.5 (11.11 of ANSI C63.10) for non-restricted frequency bands.</li> </ul>

#### 3.5.4 Test Setup



#### 3.5.5 Test Result of Emissions in Non-restricted Frequency Bands

Refer as Appendix E

### 3.6 Emissions in Restricted Frequency Bands

#### 3.6.1 Emissions in Restricted Frequency Bands Limit

Restricted Band Emissions Limit			
Frequency Range (MHz)	Field Strength (uV/m)	Field Strength (dBuV/m)	Measure Distance (m)
0.009~0.490	2400/F(kHz)	48.5 - 13.8	300
0.490~1.705	24000/F(kHz)	33.8 - 23	30
1.705~30.0	30	29	30
30~88	100	40	3
88~216	150	43.5	3
216~960	200	46	3
Above 960	500	54	3

Note 1: Test distance for frequencies at or above 30 MHz, measurements may be performed at a distance other than the limit distance provided they are not performed in the near field and the emissions to be measured can be detected by the measurement equipment. When performing measurements at a distance other than that specified, the results shall be extrapolated to the specified distance using an extrapolation factor of 20 dB/decade (inverse of linear distance for field-strength measurements, inverse of linear distance-squared for power-density measurements).

Note 2: Test distance for frequencies at below 30 MHz, measurements may be performed at a distance closer than the EUT limit distance; however, an attempt should be made to avoid making measurements in the near field. When performing measurements below 30 MHz at a closer distance than the limit distance, the results shall be extrapolated to the specified distance by either making measurements at a minimum of two or more distances on at least one radial to determine the proper extrapolation factor or by using the square of an inverse linear distance extrapolation factor (40 dB / decade). The test report shall specify the extrapolation method used to determine compliance of the EUT.

Note 3: Using the distance of 1m during the test for above 18 GHz, and the test value to correct for the distance factor at 3m.

#### 3.6.2 Measuring Instruments

Refer a test equipment and calibration data table in this test report.

### 3.6.3 Test Procedures

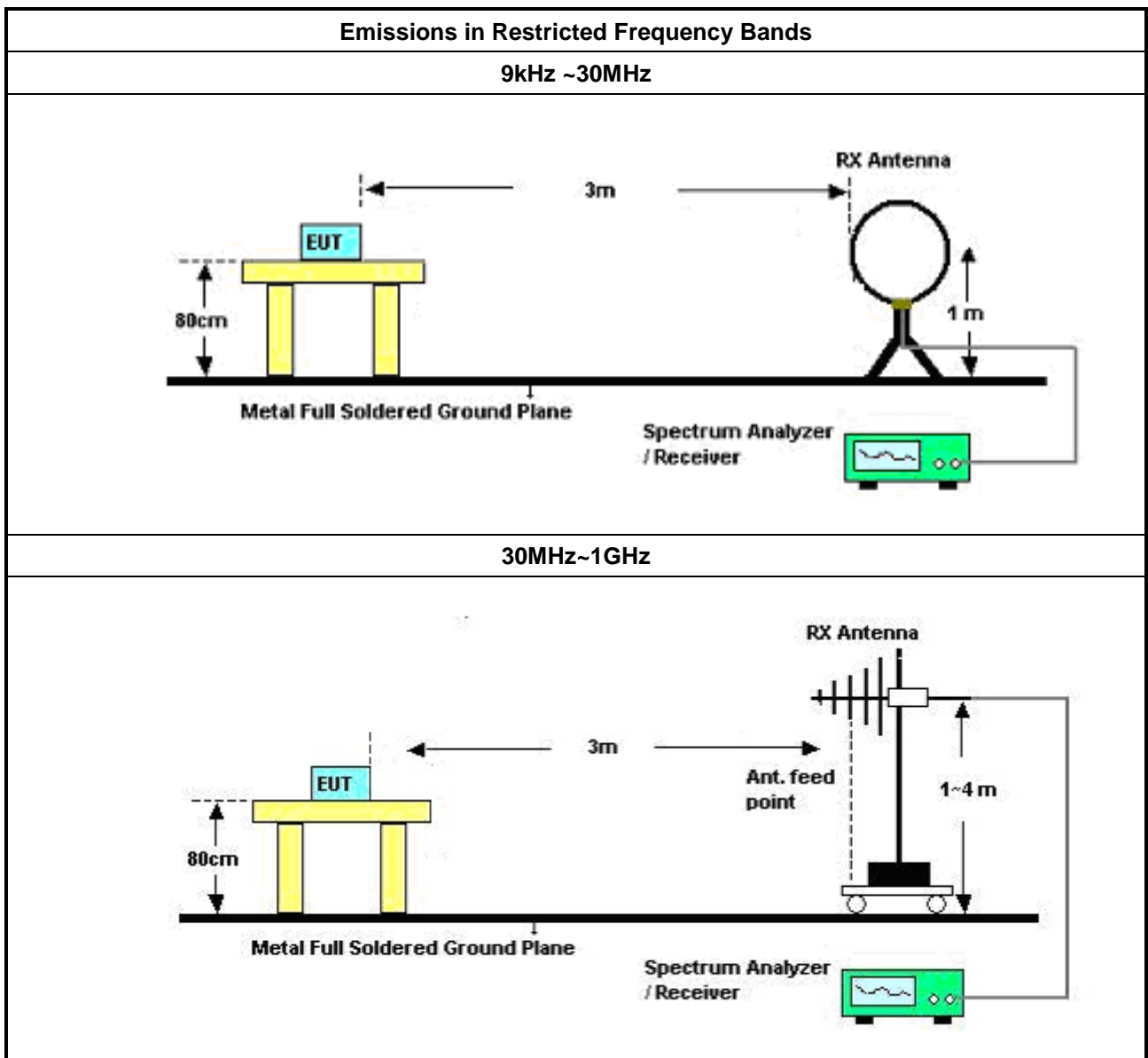
<b>Test Method</b>	
	<ul style="list-style-type: none"> <li>▪ The average emission levels shall be measured in [duty cycle ≥ 98 or duty factor].</li> </ul>
	<ul style="list-style-type: none"> <li>▪ Refer as ANSI C63.10, clause 6.10.3 band-edge testing shall be performed at the lowest frequency channel and highest frequency channel within the allowed operating band.</li> </ul>
	<ul style="list-style-type: none"> <li>▪ For the transmitter unwanted emissions shall be measured using following options below:</li> </ul>
	<ul style="list-style-type: none"> <li>▪ Refer as KDB 558074, clause 8.6 (11.12 of ANSI C63.10) for restricted frequency bands.</li> </ul>
	<ul style="list-style-type: none"> <li>▪ For the transmitter band-edge emissions shall be measured using following options below:</li> </ul>
	<ul style="list-style-type: none"> <li>▪ Refer as KDB 558074 clause 8.7.1, When the performing peak or average radiated measurements, emissions within 2 MHz of the authorized band edge may be measured using the marker-delta method described below.</li> </ul>
	<ul style="list-style-type: none"> <li>▪ Refer as KDB 558074, clause 8.7.2 (6.10.6 of ANSI C63.10) for marker-delta method for band-edge measurements.</li> </ul>
	<ul style="list-style-type: none"> <li>▪ Refer as KDB 558074, clause 8.7.3 for narrower resolution bandwidth (100kHz) using the band power and summing the spectral levels.</li> </ul>
	<ul style="list-style-type: none"> <li>▪ Use the following spectrum analyzer settings:</li> </ul>
	<ul style="list-style-type: none"> <li>▪ Set RBW=100 kHz for f &lt; 1 GHz; VBW=3 * RBW; Sweep = auto; Detector function = peak; Trace = max hold.</li> </ul>
	<ul style="list-style-type: none"> <li>▪ Set RBW = 1 MHz, VBW= 3MHz for f ≥ 1 GHz for peak measurement. For average measurement, refer as 1.1.4.</li> </ul>
	<ul style="list-style-type: none"> <li>▪ KDB 414788 Open-Field Test Sites and Chamber Correlation Justification.</li> </ul>
	<ul style="list-style-type: none"> <li>▪ Based on FCC 15.31(f)(2): measurements may be performed at a distance closer than that specified in regulations; however, an attempt should be made to avoid making measurements in the near field.</li> </ul>
	<ul style="list-style-type: none"> <li>▪ Open-field site and chamber correlation testing had been performed and chamber measured test result is the worst case test result.</li> </ul>

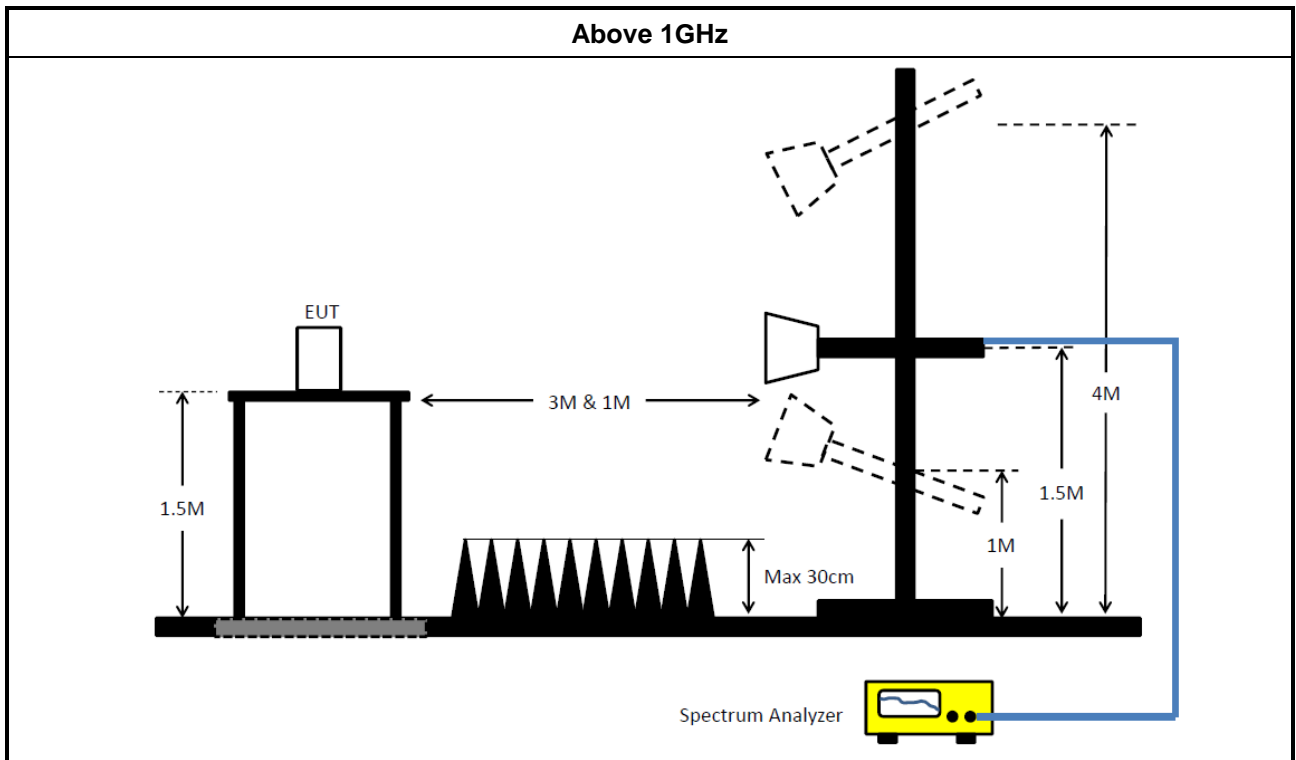
### 3.6.4 Measurement Results Calculation

The measured Level is calculated using:

Corrected Reading: Raw(Read Level) + AF(Antenna Factor) + CL(Cable Loss) - PA(Preamp Factor)

### 3.6.5 Test Setup





### 3.6.6 Test Result of Emissions in Restricted Frequency Bands (Below 30MHz)

The amplitude of spurious emissions which are attenuated by more than 20dB below the permissible value has no need to be reported.

### 3.6.7 Test Result of Emissions in Restricted Frequency Bands

Refer as Appendix F





### 4 Test Equipment and Calibration Data

#### Instrument for AC Conduction

Instrument	Manufacturer /Brand	Model No.	Serial No.	Spec.	Calibration Date	Calibration Due Date
EMI Test Receiver	R&S	ESR	102051	9kHz ~ 3.6GHz	13/May/2022	12/May/2023
Two-Line V-Network	R&S	ENV 216	100003	9kHz ~ 30MHz	18/Feb/2022	17/Feb/2023
RF Cable 5m	TITAN	TITAN	CO04-cable-01	9 kHz~200MHz	01/Mar/2022	28/Feb/2023
Impuls Begrenzer Pulse Limiter	SCHWARZBECK	VTSD 9561-F	9561-F041	9kHz ~ 30MHz	25/Oct/2022	24/Oct/2023
Software	Sporton	SENSE-EMI	V5.10.8.7	-	NCR	NCR

NCR: No Calibration Required

#### Instrument for Conducted Test

Instrument	Manufacturer /Brand	Model No.	Serial No.	Spec.	Calibration Date	Calibration Due Date
Signal Analyzer	R&S	FSV 40	101013	10Hz~40GHz	01/Apr/2022	31/Mar/2023
SMB100A Signal Generator	R&S	SMB100A	181147	100kHz~40GHz	21/Oct/2022	20/Oct/2023
Pulse Sensor	Anritsu	MA2411B	0917017	300MHz~40GHz	21/Feb/2022	20/Feb/2023
Power Meter	Anritsu	ML2495A	0949003	300MHz~40GHz	21/Feb/2022	20/Feb/2023
Pulse Sensor	Anritsu	MA2411B	1339407	300MHz~40GHz	14/Dec/2022	13/Dec/2023
Power Meter	Anritsu	ML2495A	1517010	300MHz~40GHz	14/Dec/2022	13/Dec/2023
SENSE-15247_FS	Sporton	V5.10.7.16	N/A	N/A	N/A	N/A



**Instrument for Radiated Test**

Instrument	Manufacturer /Brand	Model No.	Serial No.	Spec.	Calibration Date	Calibration Due Date
3m Semi Anechoic Chamber	SIDT FRANKONIA	SAC-3M	03CH02-HY	30MHz~1GHz 3m	31/Jul/2022	30/Jul/2023
3m Semi Anechoic Chamber	SIDT FRANKONIA	SAC-3M	03CH02-HY	1GHz~18GHz 3m	30/Jul/2022	29/Jul/2023
Signal Analyzer	R&S	FSP 40	100305	9kHz~40GHz	21/Mar/2022	20/Mar/2023
Amplifier	Agilent	8447D	2944A11149	100kHz~1.3GHz	28/Jun/2022	27/Jun/2023
Microwave Preamplifier	Agilent	8449B	3008A02373	1GHz~26.5GHz	02/Nov/2022	01/Nov/2023
Double Ridged Guide Horn Antenna	SCHWARZBECK	BBHA 9120 D	02268	1GHz ~18GHz	27/Sep/2022	26/Sep/2023
Bilog Antenna & 5dB Attenuator	SCHAFFNER / MTJ	CBL 6112B / MTJ6102-05	2723 / 2	30MHz~1GHz	28/Aug/2022	27/Aug/2023
RF Cable	MVE	400LL	MVE-1-0802	9kHz~30MHz	04/May/2022	03/May/2023
RF Cable	MVE	400LL	MVE-1-0802	30MHz~1GHz	04/May/2022	03/May/2023
RF Cable-R03m	HUBER+SUHNER	SUCOFLEX104	805193/4+805192 /4	1GHz~40GHz	01/Apr/2022	31/Mar/2023
Broadband Horn Antenna	SCHWARZBECK	BBHA 9170	BBHA 9170221	15GHz~40GHz	18/Mar/2022	17/Mar/2023
Microwave Preamplifier	EMC INSTRUMENTS	EM18G40G	060604	18GHz~40GHz	08/Mar/2022	07/Mar/2023
Loop Antenna	TESEQ	HLA 6120	31244	9kHz~30MHz	18/Mar/2022	17/Mar/2023
EMI Test Receiver	R&S	ESR3	102052	9kHz~3.6GHz	02/Nov/2022	01/Nov/2023
SENSE-15247_FS	Sporton	V5.10.7.14	N/A	N/A	N/A	N/A

**Instrument for Radiated Test (Co-location\_ 03CH03-HY)**

Instrument	Manufacturer /Brand	Model No.	Serial No.	Spec.	Calibration Date	Calibration Due Date
3m Semi Anechoic Chamber	SIDT FRANKONIA	SAC-3M	03CH03-HY	1GHz~18GHz 3m	02/Aug/2022	01/Aug/2023
Signal Analyzer	R&S	FSV40	101500	10Hz~40GHz	26/Oct/2022	25/Oct/2023
Double Ridged Guide Horn Antenna	SCHWARZBECK	BBHA 9120 D	02267	1GHz ~18GHz	27/Sep/2022	26/Sep/2023
RF CABLE 5+6m	HUBER+SUHNER	SUOFLEX 104	03CH03-cable-01	1GHz~40GHz	27/Jul/2022	26/Jul/2023
Broadband Horn Antenna	SCHWARZBECK	BBHA 9170	BBHA 9170221	15GHz~40GHz	25/Mar/2023	24/Mar/2024
Microwave Preamplifier	Agilent	8449B	3008A02326	1GHz~26.5GHz	14/Jul/2022	13/Jul/2023
Microwave Preamplifier	EMC INSTRUMENTS	EM18G40G	060604	18GHz ~ 40GHz	16/Mar/2023	15/Mar/2024
EMI Test Receiver	R&S	ESR3	102052	9kHz~3.6GHz	30/May/2022	29/May/2023
SENSE-15407	Sporton	5.10.8.7	NA	NA	NA	NA



Instrument for Radiated Test (Co-location\_ 03CH09-HY)

Instrument	Manufacturer /Brand	Model No.	Serial No.	Spec.	Calibration Date	Calibration Due Date
3m Semi Anechoic Chamber	TDK	SAC-3M	03CH09-HY	1GHz~18GHz 3m	17/Mar/2022	16/Mar/2023
3m Semi Anechoic Chamber	TDK	SAC-3M	03CH09-HY	1GHz~18GHz 3m	14/Mar/2023	13/Mar/2024
EXA Signal Analyzer	KEYSIGHT	N9010A	MY54200885	10Hz~44GHz	11/Aug/2022	10/Aug/2023
Double Ridged Guide Horn Antenna	SCHWARZBECK	BBHA 9120 D	BBHA 9120 D 1534	1GHz~18GHz	16/Mar/2022	15/Mar/2023
Double Ridged Guide Horn Antenna	SCHWARZBECK	BBHA 9120 D	BBHA 9120 D 1531	1GHz~18GHz	30/Dec/2022	29/Dec/2023
Microwave Pre-amplifier	Agilent	8449B	3008A02096	1GHz~26.5GHz	22/Jul/2022	21/Jul/2023
RF CABLE 5m+3m+1m	HUBER+SUHNER	SUCOFLEX104	03CH09-cable-02	1GHz~40GHz	17/Aug/2022	16/Aug/2023
RF CABLE 5m+3m+1m	HUBER+SUHNER	SUCOFLEX104	03CH09-cable-02	1GHz~40GHz	21/Feb/2023	20/Feb/2024
Broadband Horn Antenna	SCHWARZBECK	BBHA 9170	BBHA 9170221	18GHz~40GHz	18/Mar/2022	17/Mar/2023
Microwave Pre-amplifier	EMC INSTRUMENTS	EM18G40G	060604	18GHz~40GHz	08/Mar/2022	07/Mar/2023
Broadband Horn Antenna	SCHWARZBECK	BBHA 9170	BBHA 9170221	18GHz~40GHz	25/Mar/2023	24/Mar/2024
Microwave Pre-amplifier	EMC INSTRUMENTS	EM18G40G	060604	18GHz~40GHz	16/Mar/2023	15/Mar/2024
EMI Test Receiver	R&S	ESR3	102052	9kHz~3.6GHz	13/May/2022	12/May/2023
SENSE-15407	Sporton	NA	5.10.8.7	NA	NA	NA



**Summary**

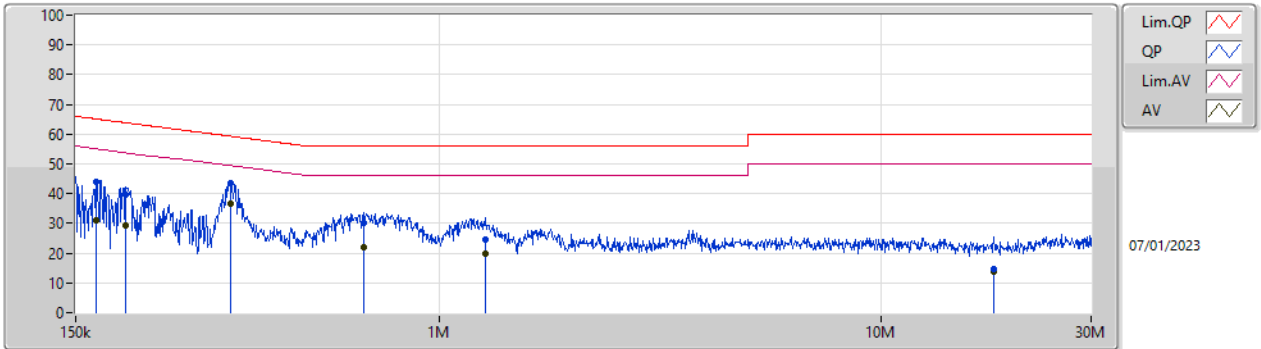
Mode	Result	Type	Freq (Hz)	Level (dBuV)	Limit (dBuV)	Margin (dB)	Condition
Mode 1	Pass	AV	337.314k	36.67	49.27	-12.60	Line



Result

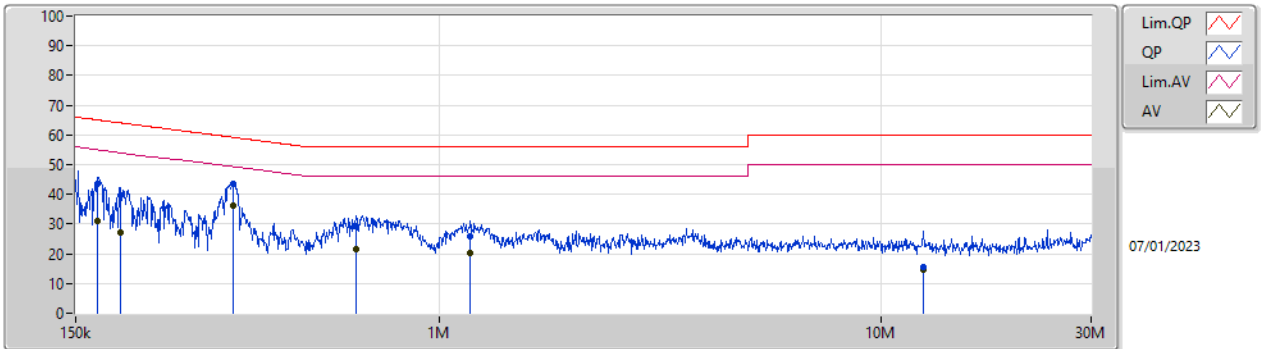
Mode	Result	Type	Freq (Hz)	Level (dBuV)	Limit (dBuV)	Margin (dB)	Condition	Comments
Mode 1	Pass	QP	167.071k	43.95	65.10	-21.15	Line	-
Mode 1	Pass	AV	167.071k	30.97	55.10	-24.13	Line	-
Mode 1	Pass	QP	195.216k	39.80	63.80	-24.00	Line	-
Mode 1	Pass	AV	195.216k	29.38	53.80	-24.42	Line	-
Mode 1	Pass	QP	337.314k	43.64	59.27	-15.63	Line	-
Mode 1	Pass	AV	337.314k	36.67	49.27	-12.60	Line	-
Mode 1	Pass	QP	675.618k	29.98	56.00	-26.02	Line	-
Mode 1	Pass	AV	675.618k	22.07	46.00	-23.93	Line	-
Mode 1	Pass	QP	1.269M	24.78	56.00	-31.22	Line	-
Mode 1	Pass	AV	1.269M	19.81	46.00	-26.19	Line	-
Mode 1	Pass	QP	18.053M	14.61	60.00	-45.39	Line	-
Mode 1	Pass	AV	18.053M	13.72	50.00	-36.28	Line	-
Mode 1	Pass	QP	168.41k	43.65	65.04	-21.39	Neutral	-
Mode 1	Pass	AV	168.41k	30.99	55.04	-24.05	Neutral	-
Mode 1	Pass	QP	189.837k	39.60	64.05	-24.45	Neutral	-
Mode 1	Pass	AV	189.837k	27.34	54.05	-26.71	Neutral	-
Mode 1	Pass	QP	341.378k	43.32	59.17	-15.85	Neutral	-
Mode 1	Pass	AV	341.378k	36.03	49.17	-13.14	Neutral	-
Mode 1	Pass	QP	649.178k	29.32	56.00	-26.68	Neutral	-
Mode 1	Pass	AV	649.178k	21.58	46.00	-24.42	Neutral	-
Mode 1	Pass	QP	1.177M	25.73	56.00	-30.27	Neutral	-
Mode 1	Pass	AV	1.177M	20.25	46.00	-25.75	Neutral	-
Mode 1	Pass	QP	12.504M	15.63	60.00	-44.37	Neutral	-
Mode 1	Pass	AV	12.504M	14.49	50.00	-35.51	Neutral	-

Conducted Emissions at Powerline\_Mode 1



Type	Freq (Hz)	Level (dBuV)	Limit (dBuV)	Margin (dB)	Factor (dB)	Condition	Comment	Raw (dBuV)	LISN (dB)	CL (dB)	AT (dB)
QP	167.071k	43.95	65.10	-21.15	19.65	Line	-	24.30	9.69	0.03	9.93
AV	167.071k	30.97	55.10	-24.13	19.65	Line	-	11.32	9.69	0.03	9.93
QP	195.216k	39.80	63.80	-24.00	19.65	Line	-	20.15	9.69	0.03	9.93
AV	195.216k	29.38	53.80	-24.42	19.65	Line	-	9.73	9.69	0.03	9.93
QP	337.314k	43.64	59.27	-15.63	19.67	Line	-	23.97	9.68	0.04	9.95
AV	337.314k	36.67	49.27	-12.60	19.67	Line	-	17.00	9.68	0.04	9.95
QP	675.618k	29.98	56.00	-26.02	19.68	Line	-	10.30	9.68	0.05	9.95
AV	675.618k	22.07	46.00	-23.93	19.68	Line	-	2.39	9.68	0.05	9.95
QP	1.269M	24.78	56.00	-31.22	19.69	Line	-	5.09	9.69	0.06	9.94
AV	1.269M	19.81	46.00	-26.19	19.69	Line	-	0.12	9.69	0.06	9.94
QP	18.053M	14.61	60.00	-45.39	20.02	Line	-	-5.41	9.79	0.26	9.97
AV	18.053M	13.72	50.00	-36.28	20.02	Line	-	-6.30	9.79	0.26	9.97

Conducted Emissions at Powerline\_Mode 1



Type	Freq (Hz)	Level (dBuV)	Limit (dBuV)	Margin (dB)	Factor (dB)	Condition	Comment	Raw (dBuV)	LISN (dB)	CL (dB)	AT (dB)
QP	168.41k	43.65	65.04	-21.39	19.69	Neutral	-	23.96	9.73	0.03	9.93
AV	168.41k	30.99	55.04	-24.05	19.69	Neutral	-	11.30	9.73	0.03	9.93
QP	189.837k	39.60	64.05	-24.45	19.68	Neutral	-	19.92	9.72	0.03	9.93
AV	189.837k	27.34	54.05	-26.71	19.68	Neutral	-	7.66	9.72	0.03	9.93
QP	341.378k	43.32	59.17	-15.85	19.71	Neutral	-	23.61	9.72	0.04	9.95
AV	341.378k	36.03	49.17	-13.14	19.71	Neutral	-	16.32	9.72	0.04	9.95
QP	649.178k	29.32	56.00	-26.68	19.73	Neutral	-	9.59	9.73	0.05	9.95
AV	649.178k	21.58	46.00	-24.42	19.73	Neutral	-	1.85	9.73	0.05	9.95
QP	1.177M	25.73	56.00	-30.27	19.73	Neutral	-	6.00	9.73	0.06	9.94
AV	1.177M	20.25	46.00	-25.75	19.73	Neutral	-	0.52	9.73	0.06	9.94
QP	12.504M	15.63	60.00	-44.37	20.10	Neutral	-	-4.47	9.92	0.21	9.97
AV	12.504M	14.49	50.00	-35.51	20.10	Neutral	-	-5.61	9.92	0.21	9.97



Summary

Mode	Max-N dB (Hz)	Max-OBW (Hz)	ITU-Code	Min-N dB (Hz)	Min-OBW (Hz)
2.4-2.4835GHz	-	-	-	-	-
BT-LE(1Mbps)	700k	1.049M	1M05F1D	688.75k	1.042M
BT-LE(2Mbps)	1.14M	2.039M	2M04F1D	1.13M	2.034M
BT-LE(125kbps)	613.75k	1.076M	1M08F1D	612.5k	1.064M
BT-LE(500kbps)	701.25k	1.046M	1M05F1D	693.75k	1.036M

Max-N dB = Maximum 6dB down bandwidth; Max-OBW = Maximum 99% occupied bandwidth;  
Min-N dB = Minimum 6dB down bandwidth; Min-OBW = Minimum 99% occupied bandwidth

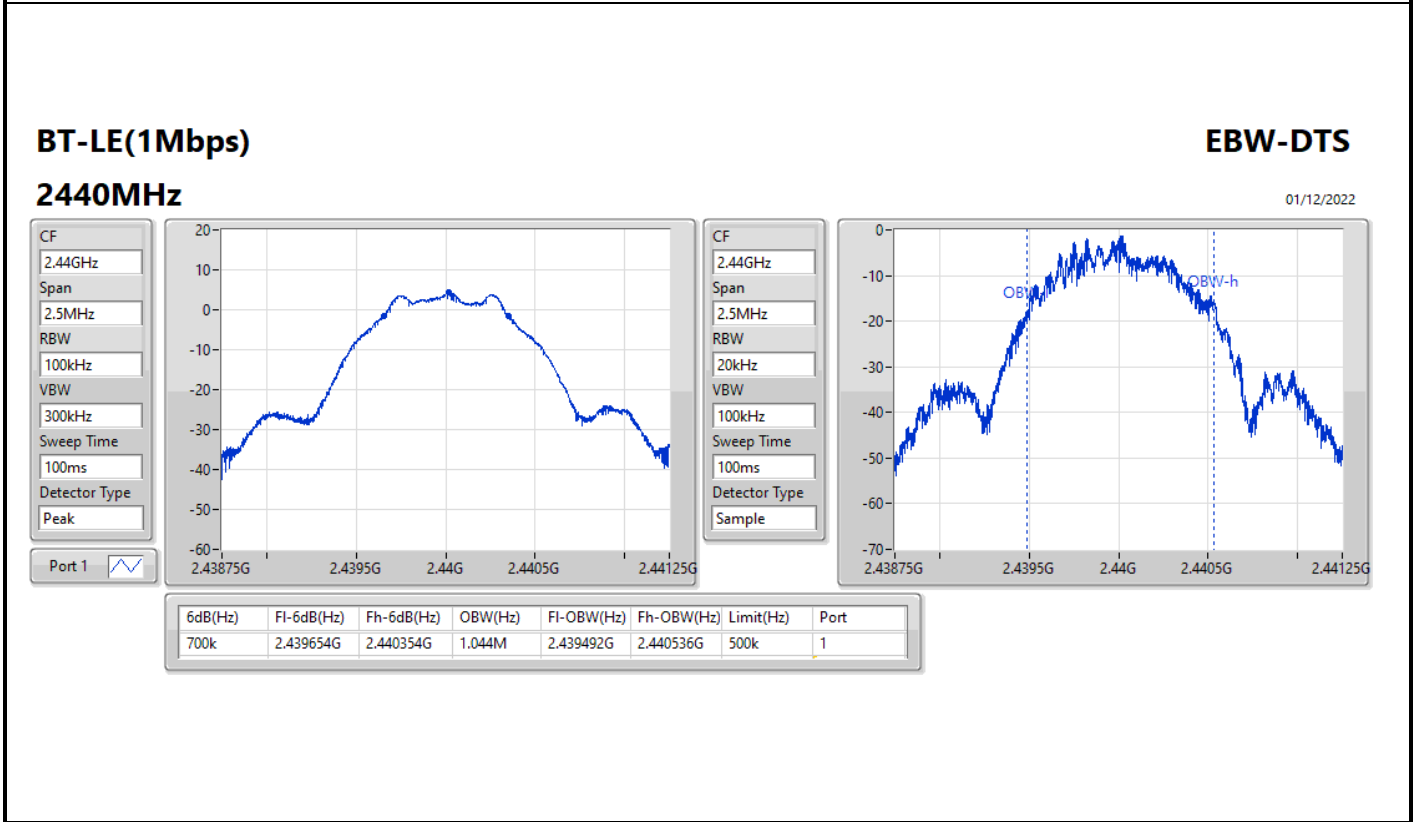
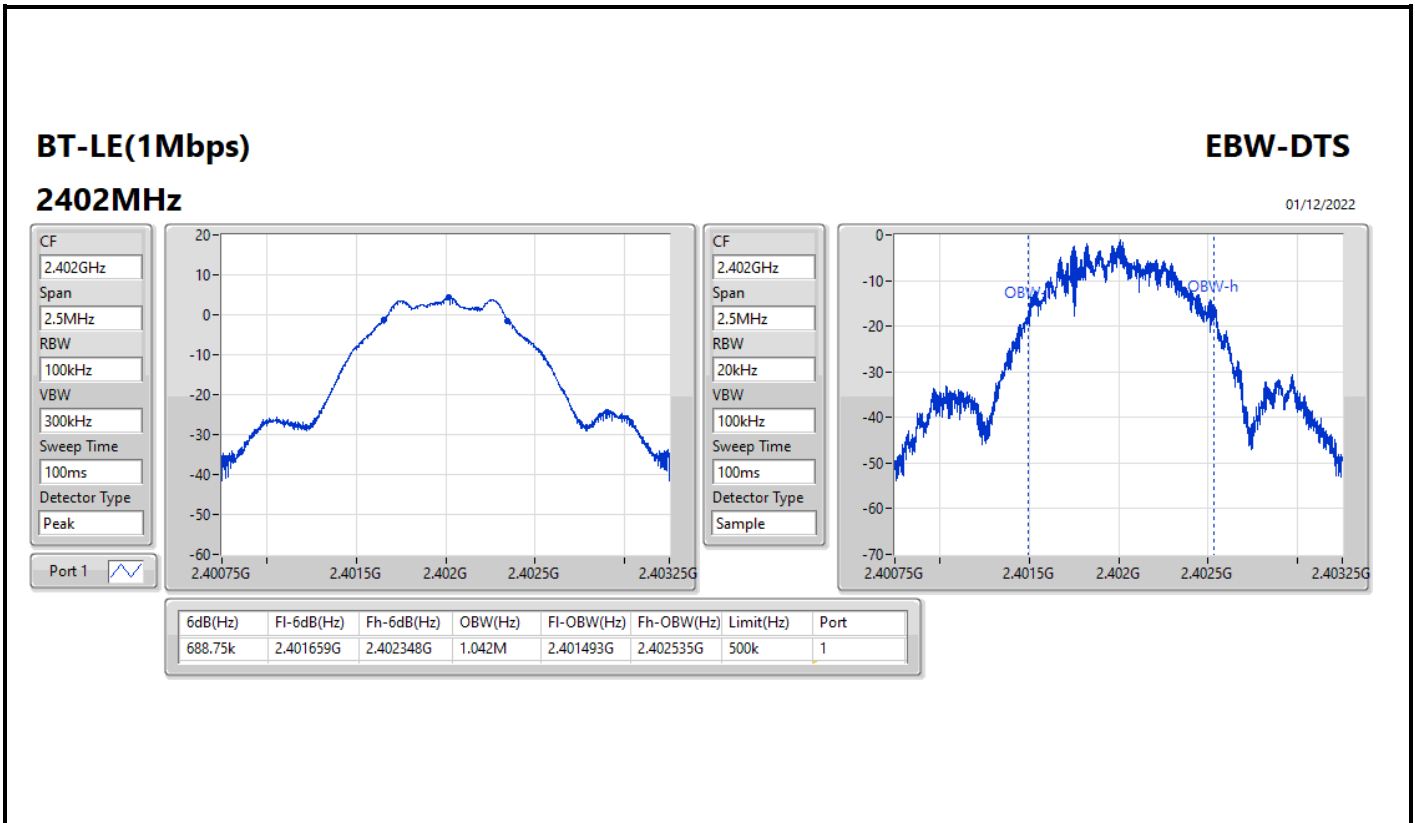


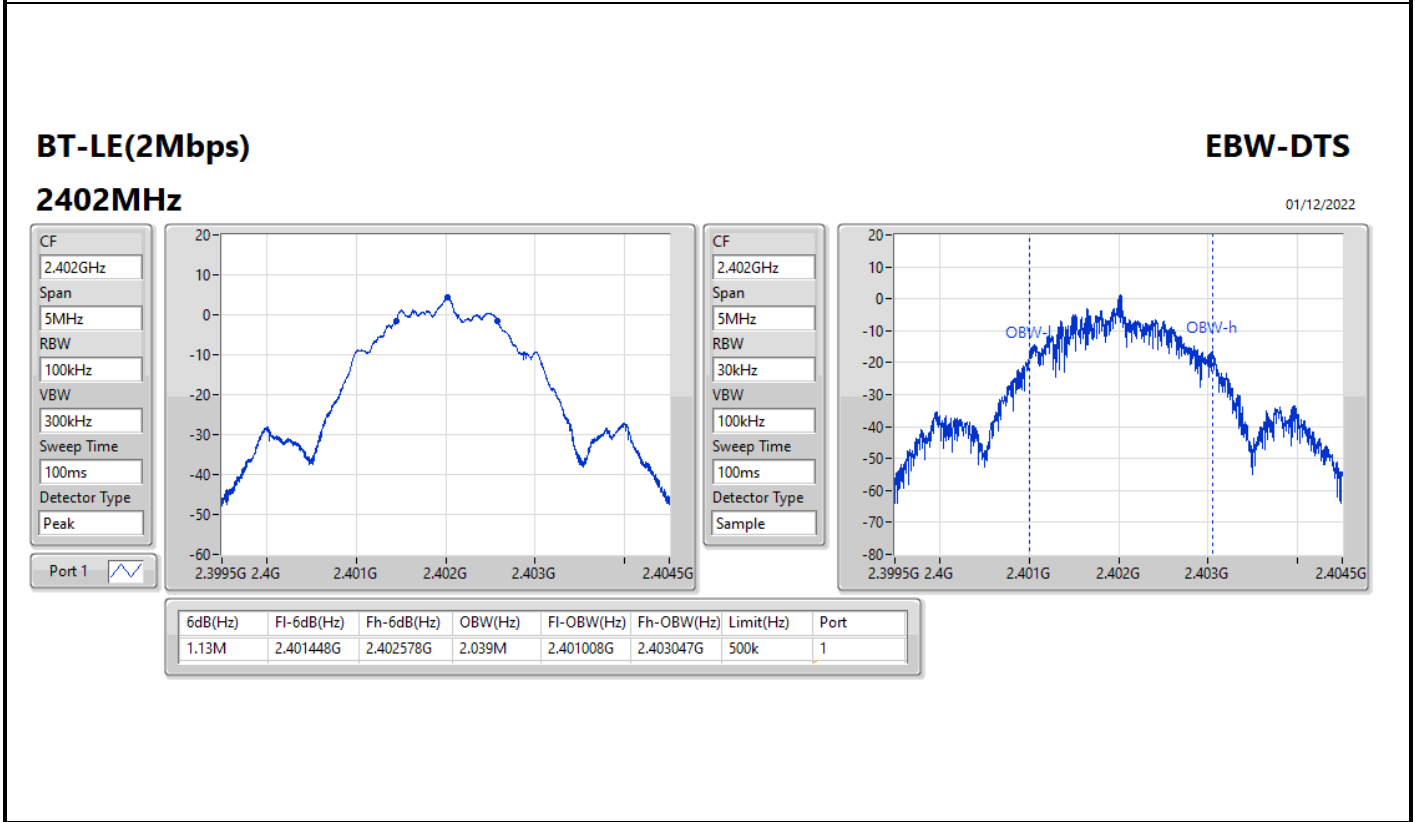
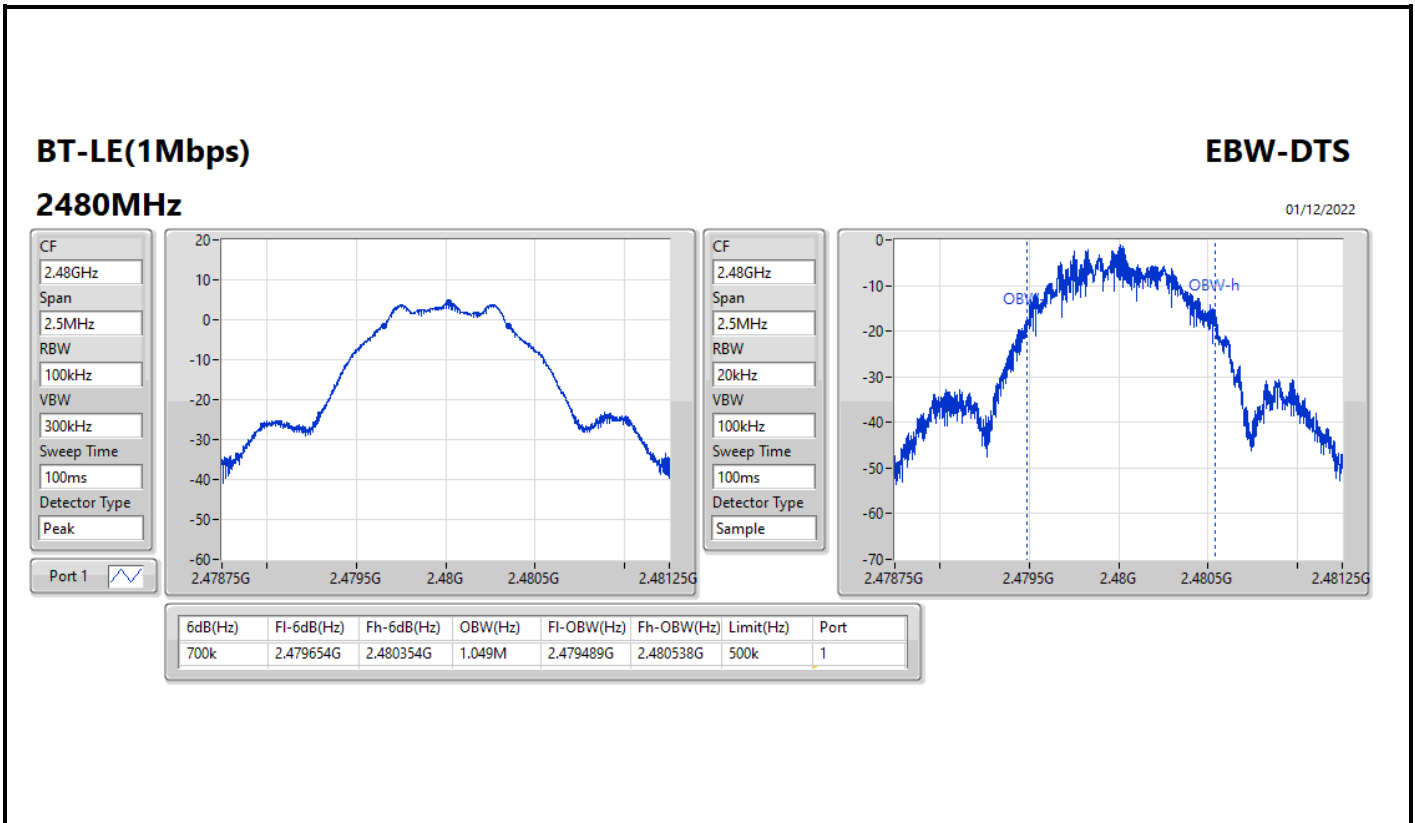
Result

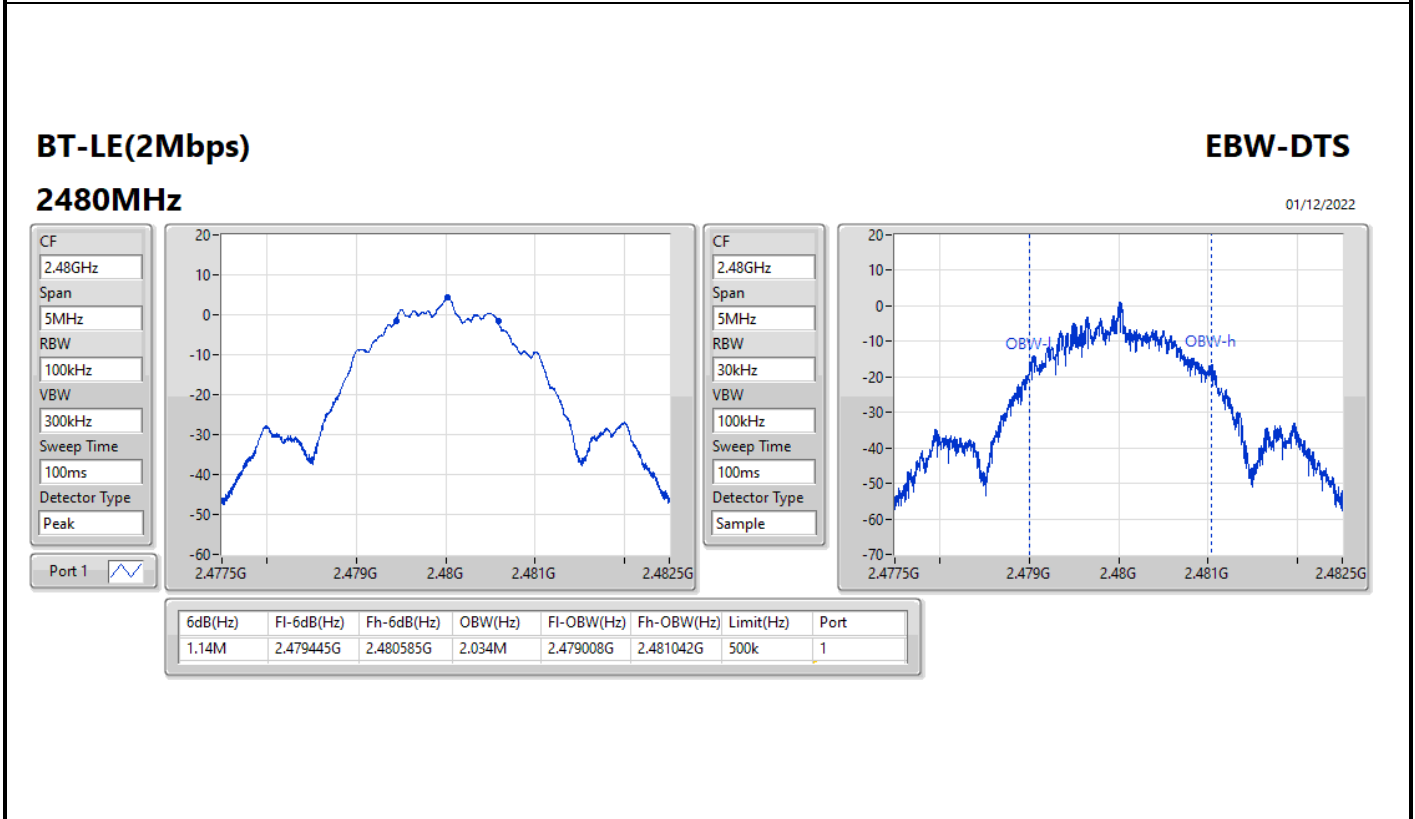
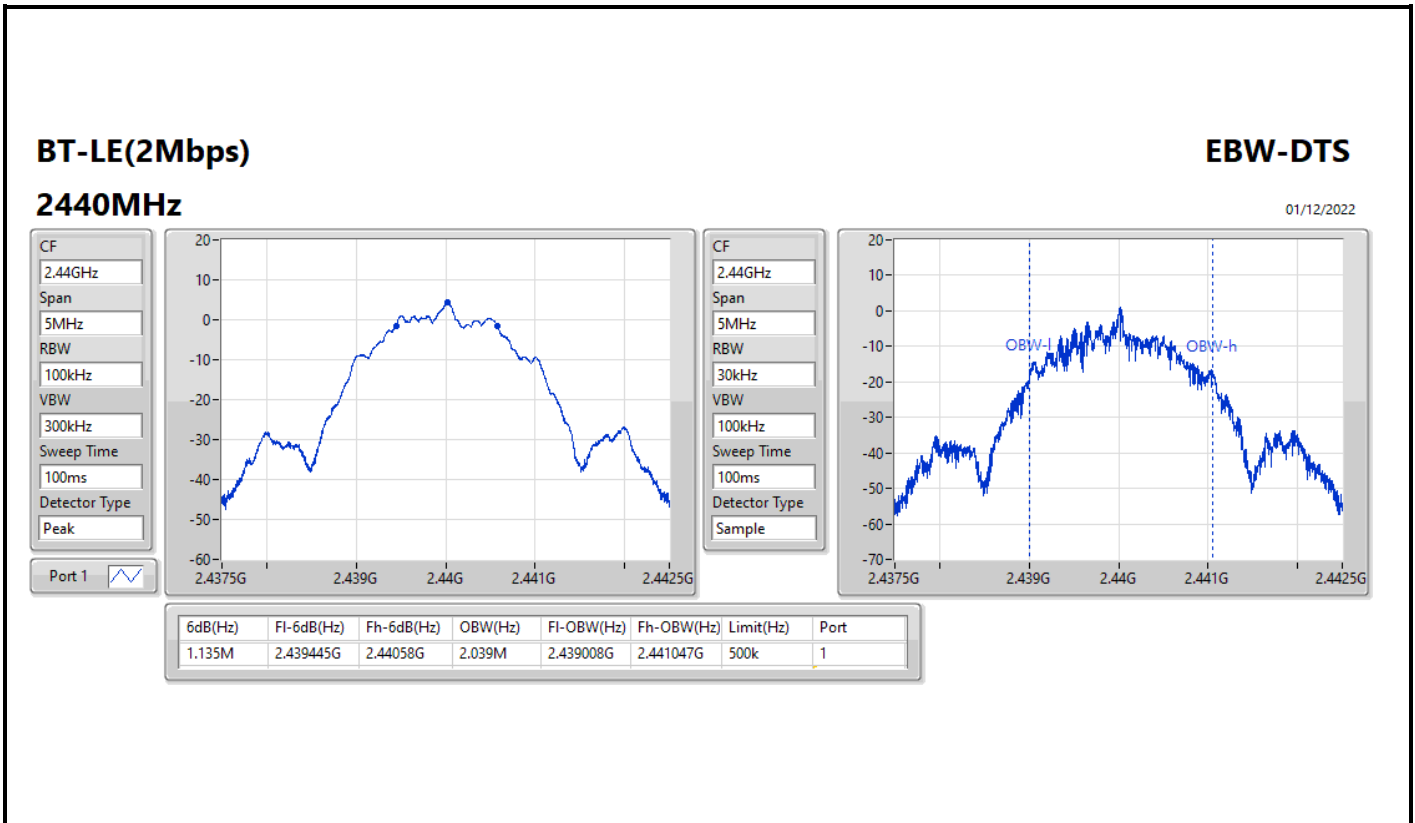
Mode	Result	Limit (Hz)	Port 1-N dB (Hz)	Port 1-OBW (Hz)
BT-LE(1Mbps)	-	-	-	-
2402MHz	Pass	500k	688.75k	1.042M
2440MHz	Pass	500k	700k	1.044M
2480MHz	Pass	500k	700k	1.049M
BT-LE(2Mbps)	-	-	-	-
2402MHz	Pass	500k	1.13M	2.039M
2440MHz	Pass	500k	1.135M	2.039M
2480MHz	Pass	500k	1.14M	2.034M
BT-LE(125kbps)	-	-	-	-
2402MHz	Pass	500k	612.5k	1.064M
2440MHz	Pass	500k	612.5k	1.072M
2480MHz	Pass	500k	613.75k	1.076M
BT-LE(500kbps)	-	-	-	-
2402MHz	Pass	500k	693.75k	1.036M
2440MHz	Pass	500k	693.75k	1.041M
2480MHz	Pass	500k	701.25k	1.046M

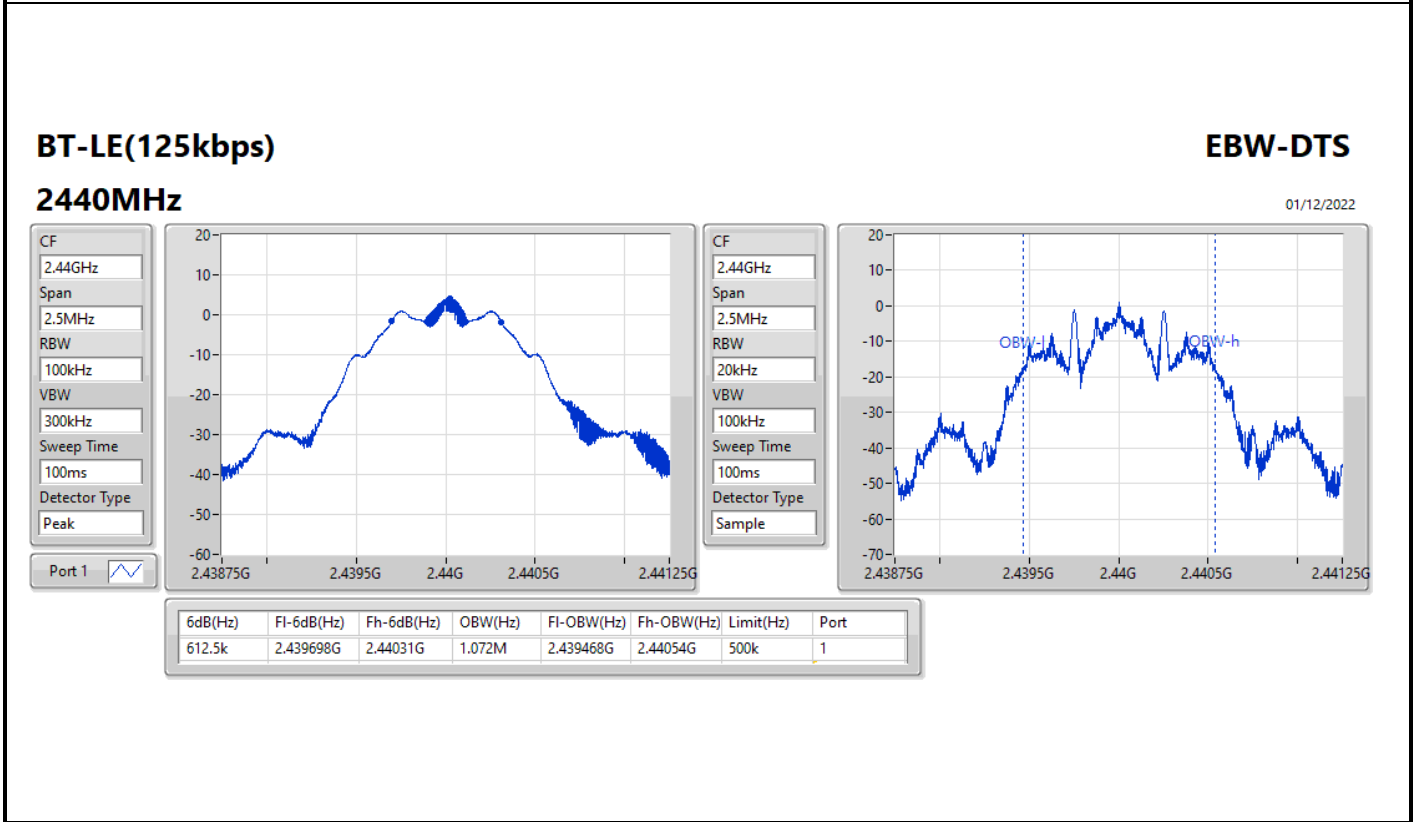
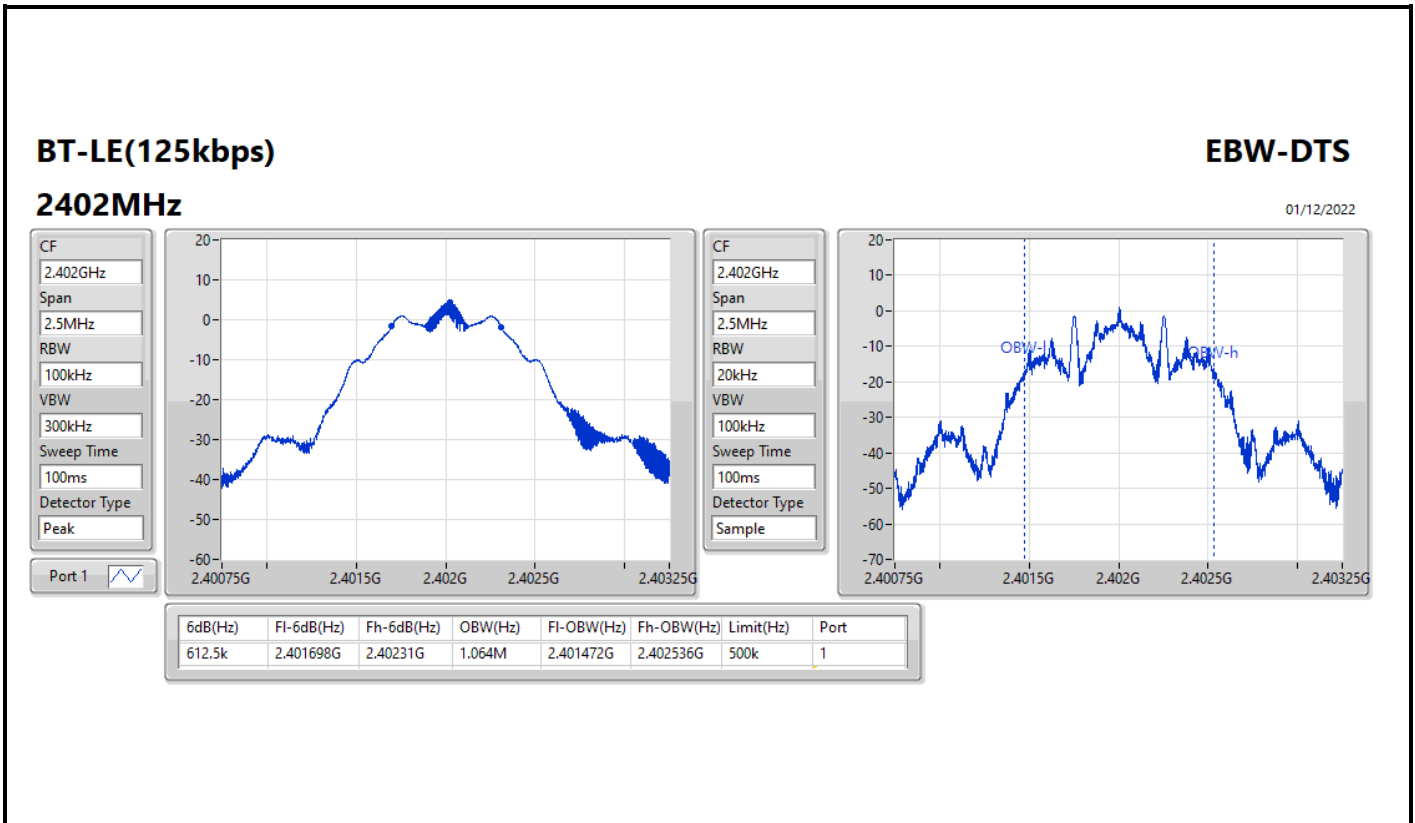
Port X-N dB = Port X 6dB down bandwidth;  
Port X-OBW = Port X 99% occupied bandwidth

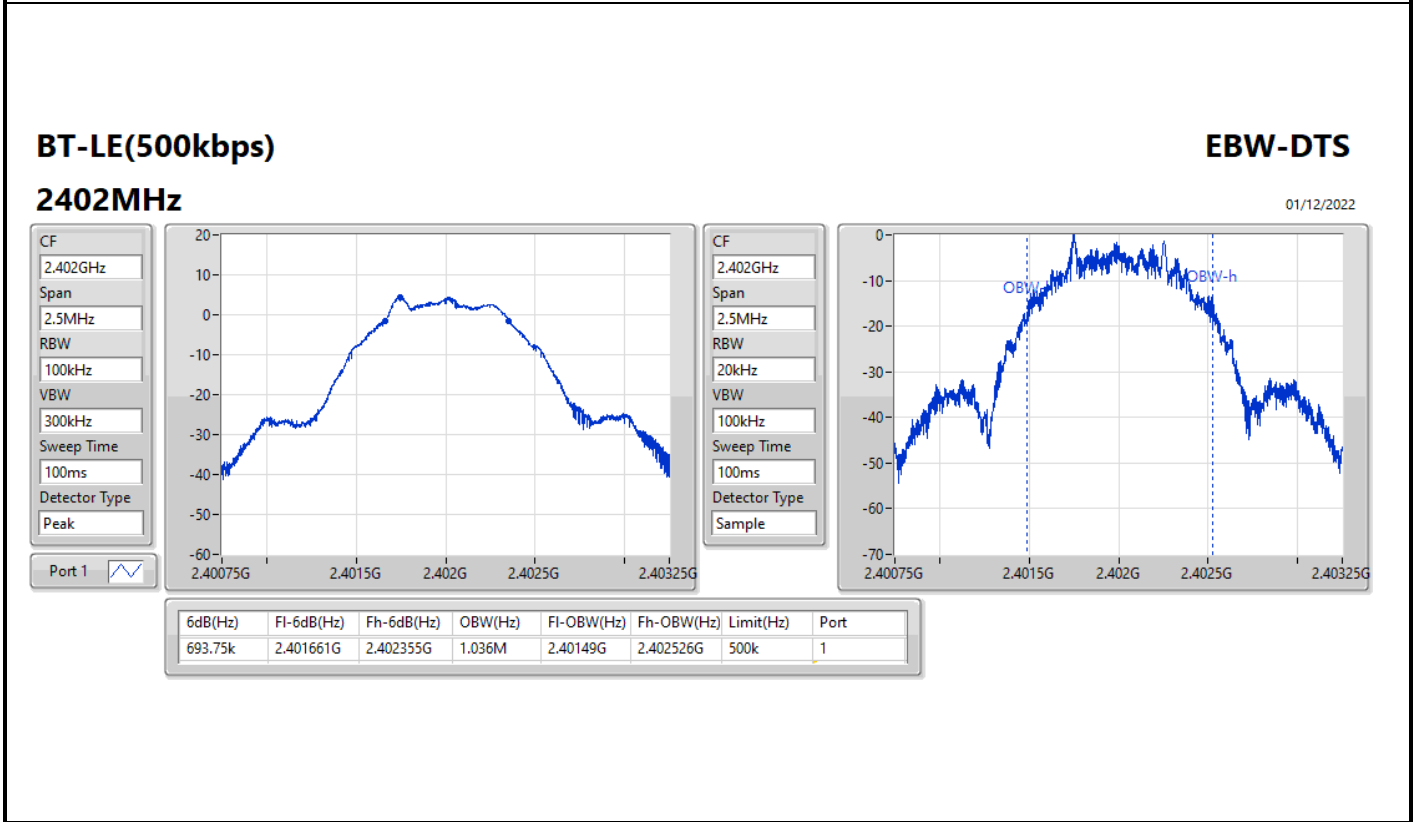
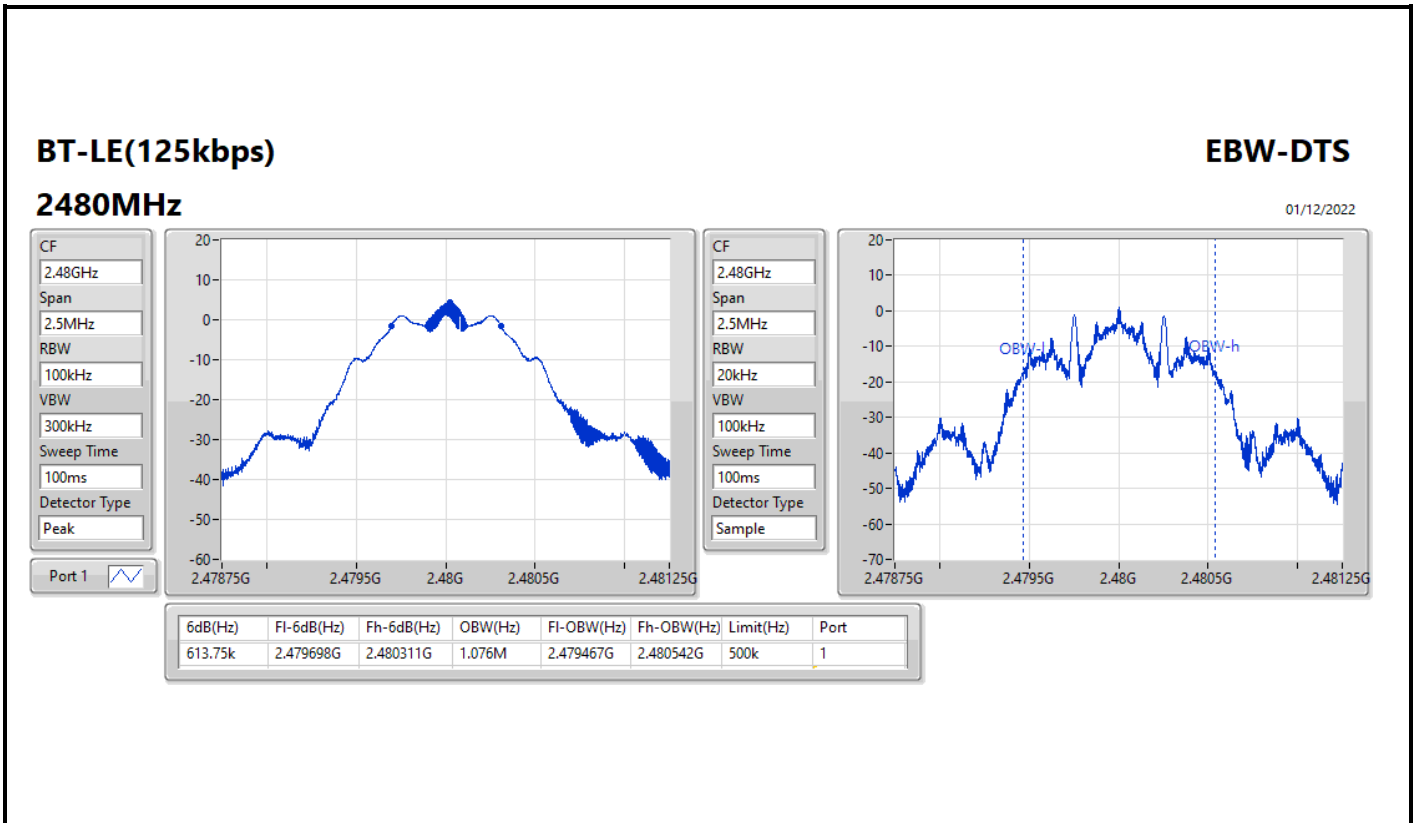


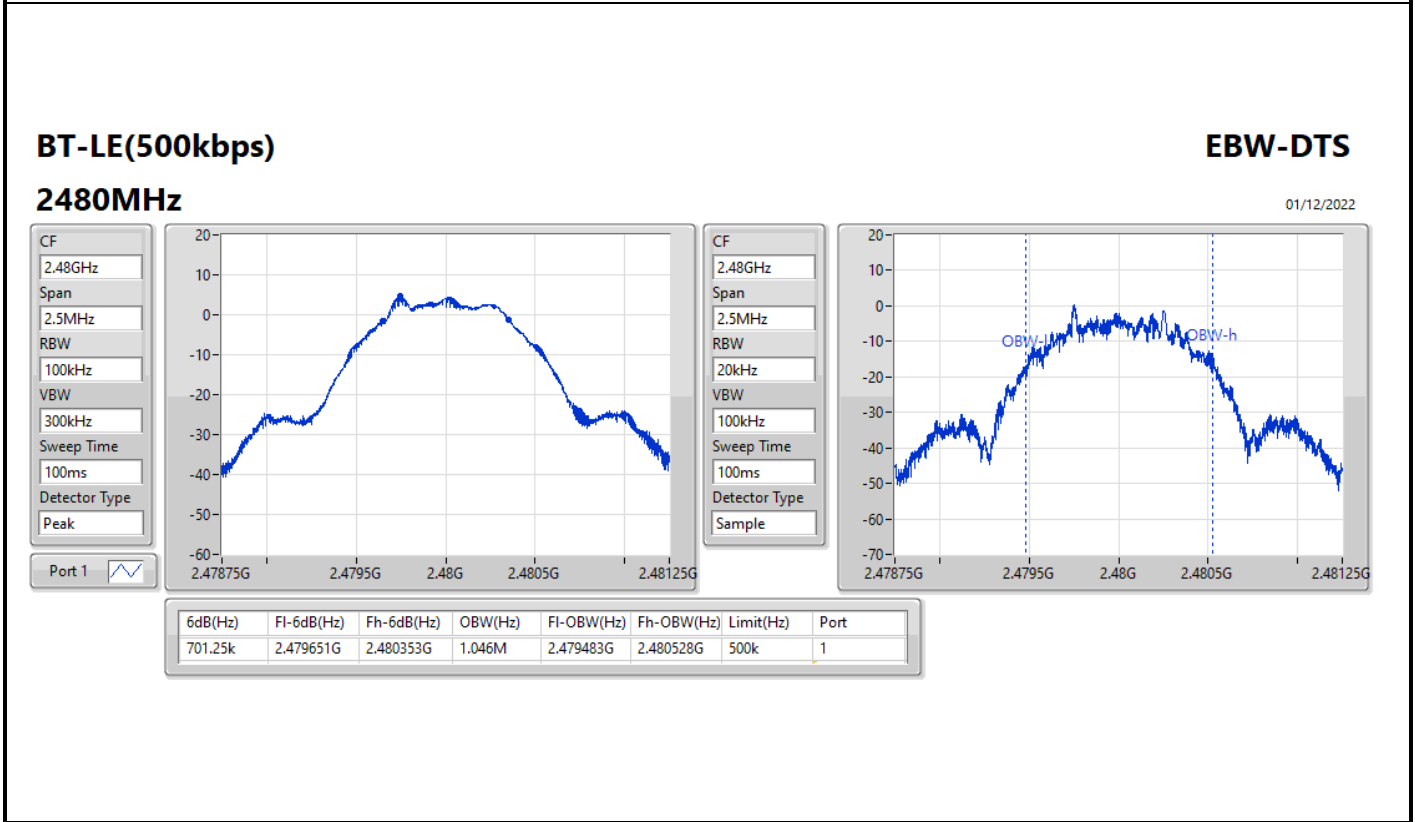
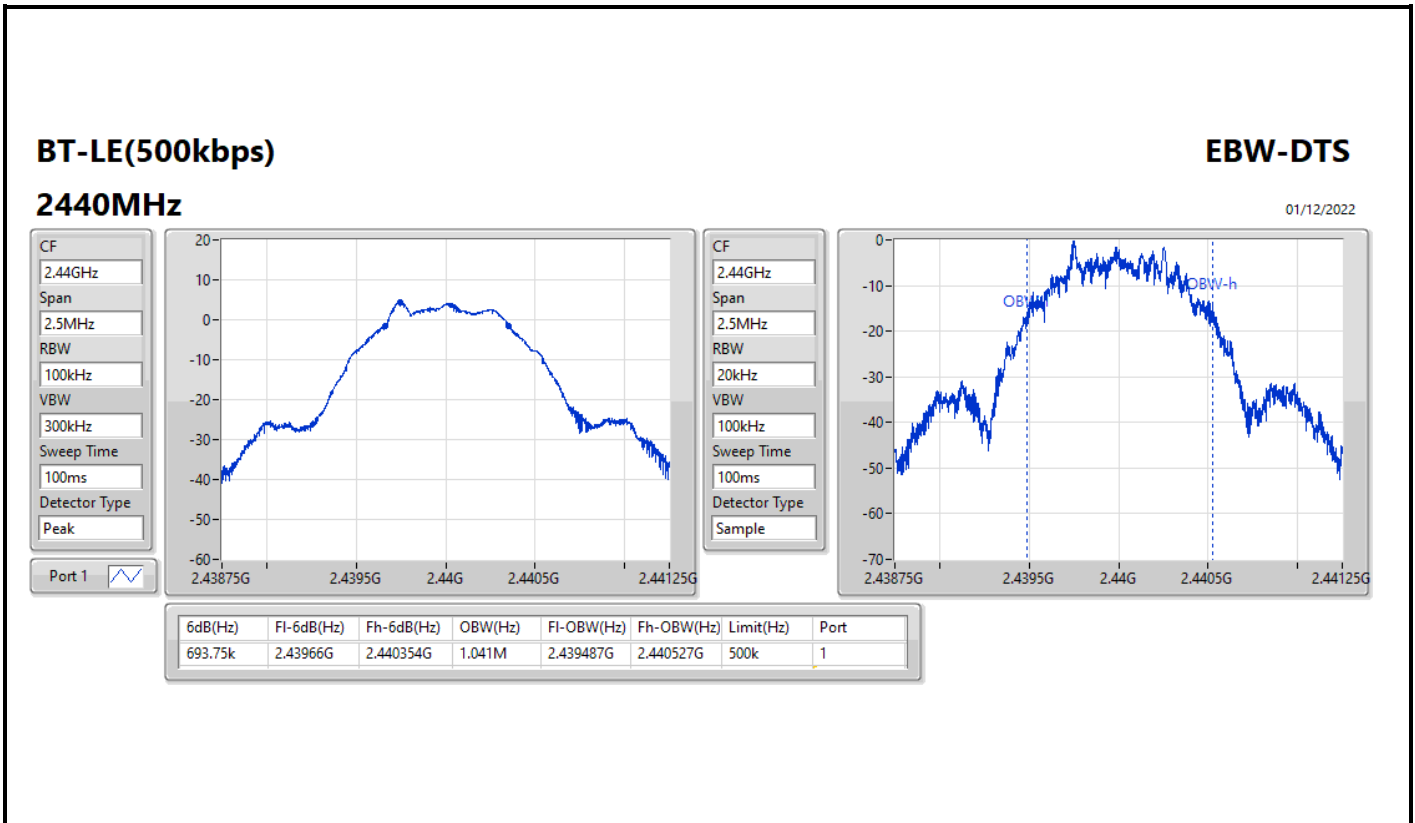














**Summary**

Mode	Power (dBm)	Power (W)
2.4-2.4835GHz	-	-
BT-LE(1Mbps)	4.65	0.00292
BT-LE(2Mbps)	4.53	0.00284
BT-LE(125kbps)	4.80	0.00302
BT-LE(500kbps)	4.73	0.00297



Result

Mode	Result	Gain (dBi)	Power (dBm)	Power Limit (dBm)
BT-LE(1Mbps)	-	-	-	-
2402MHz	Pass	2.21	4.58	30.00
2440MHz	Pass	2.21	4.54	30.00
2480MHz	Pass	2.21	4.65	30.00
BT-LE(2Mbps)	-	-	-	-
2402MHz	Pass	2.21	4.45	30.00
2440MHz	Pass	2.21	4.42	30.00
2480MHz	Pass	2.21	4.53	30.00
BT-LE(125kbps)	-	-	-	-
2402MHz	Pass	2.21	4.71	30.00
2440MHz	Pass	2.21	4.68	30.00
2480MHz	Pass	2.21	4.80	30.00
BT-LE(500kbps)	-	-	-	-
2402MHz	Pass	2.21	4.67	30.00
2440MHz	Pass	2.21	4.61	30.00
2480MHz	Pass	2.21	4.73	30.00

DG = Directional Gain; Port X = Port X output power





Summary

Mode	PD (dBm/RBW)
2.4-2.4835GHz	-
BT-LE(1Mbps)	-11.11
BT-LE(2Mbps)	-13.63
BT-LE(125kbps)	-1.44
BT-LE(500kbps)	-1.75

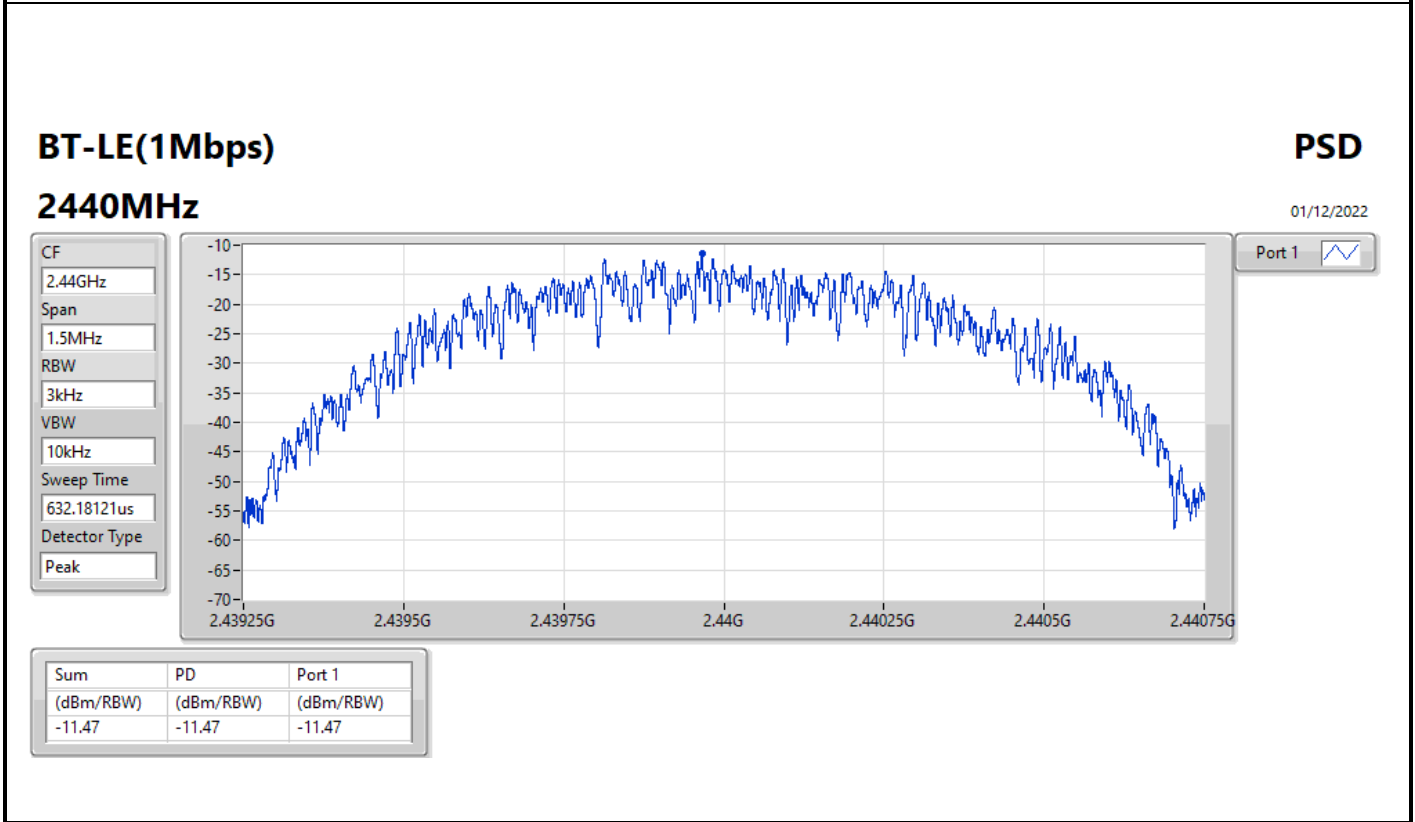
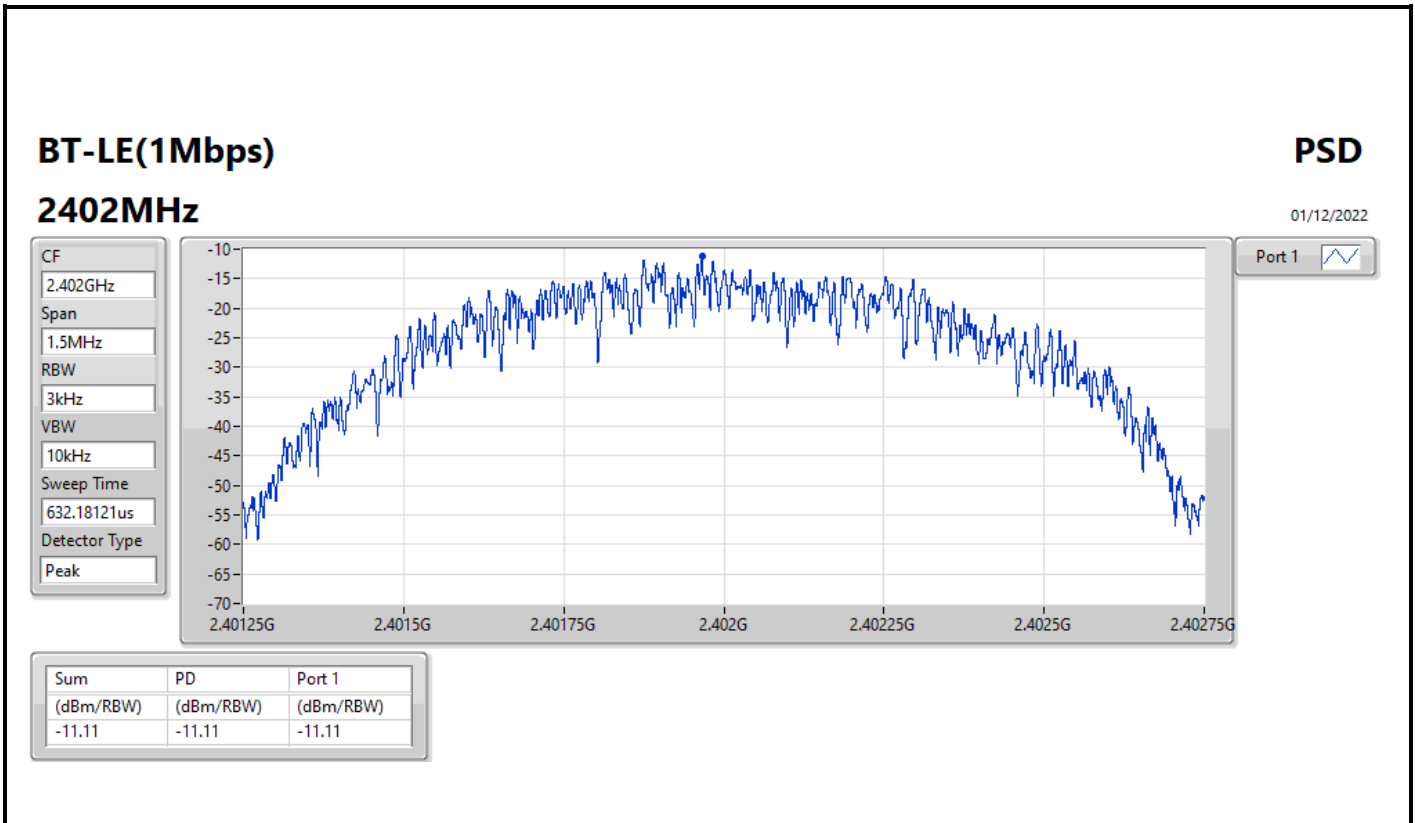
RBW = 3kHz;



Result

Mode	Result	Gain (dBi)	PD (dBm/RBW)	PD Limit (dBm/RBW)
BT-LE(1Mbps)	-	-	-	-
2402MHz	Pass	2.21	-11.11	8.00
2440MHz	Pass	2.21	-11.47	8.00
2480MHz	Pass	2.21	-11.37	8.00
BT-LE(2Mbps)	-	-	-	-
2402MHz	Pass	2.21	-13.64	8.00
2440MHz	Pass	2.21	-13.86	8.00
2480MHz	Pass	2.21	-13.63	8.00
BT-LE(125kbps)	-	-	-	-
2402MHz	Pass	2.21	-1.57	8.00
2440MHz	Pass	2.21	-1.60	8.00
2480MHz	Pass	2.21	-1.44	8.00
BT-LE(500kbps)	-	-	-	-
2402MHz	Pass	2.21	-1.75	8.00
2440MHz	Pass	2.21	-2.92	8.00
2480MHz	Pass	2.21	-1.98	8.00

DG = Directional Gain; RBW = 3kHz;  
PD = trace bin-by-bin of each transmits port summing can be performed maximum power density; Port X = Port X Power Density;



### BT-LE(1Mbps)

### PSD

2480MHz

01/12/2022

CF  
2.48GHz

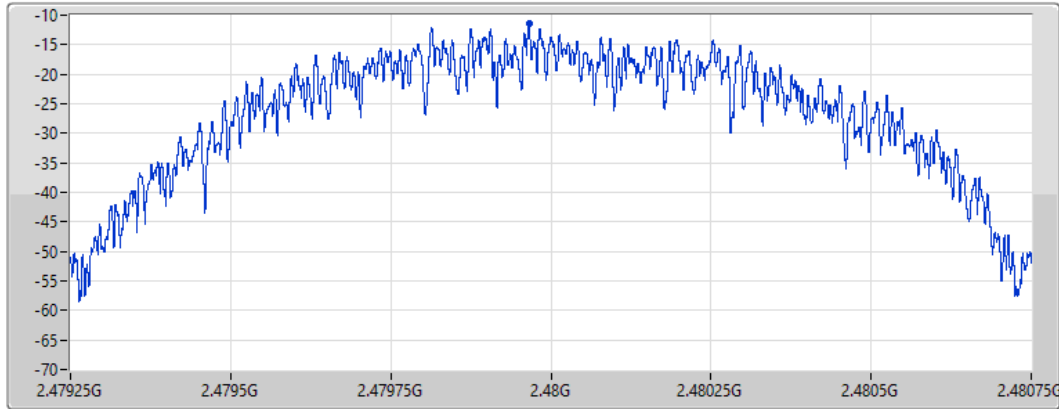
Span  
1.5MHz


RBW  
3kHz

VBW  
10kHz

Sweep Time  
632.18121us

Detector Type  
Peak



Port 1 

Sum	PD	Port 1
(dBm/RBW)	(dBm/RBW)	(dBm/RBW)
-11.37	-11.37	-11.37

### BT-LE(2Mbps)

### PSD

2402MHz

01/12/2022

CF  
2.402GHz

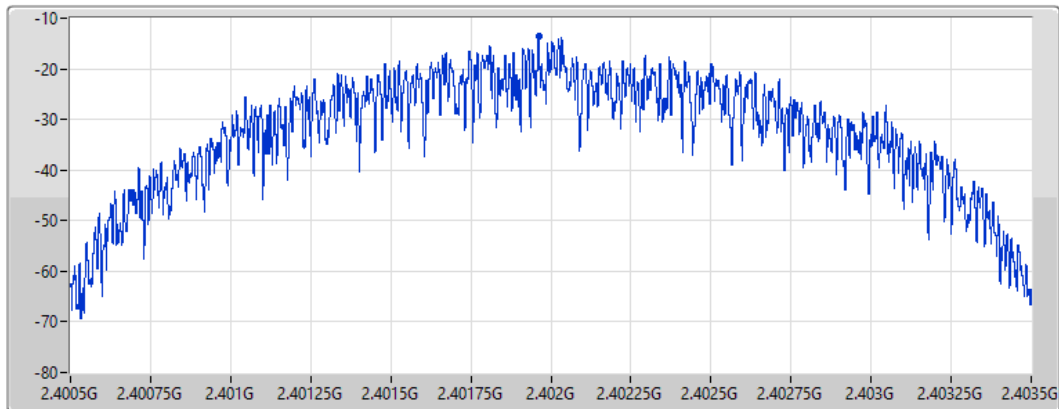
Span  
3MHz


RBW  
3kHz

VBW  
10kHz

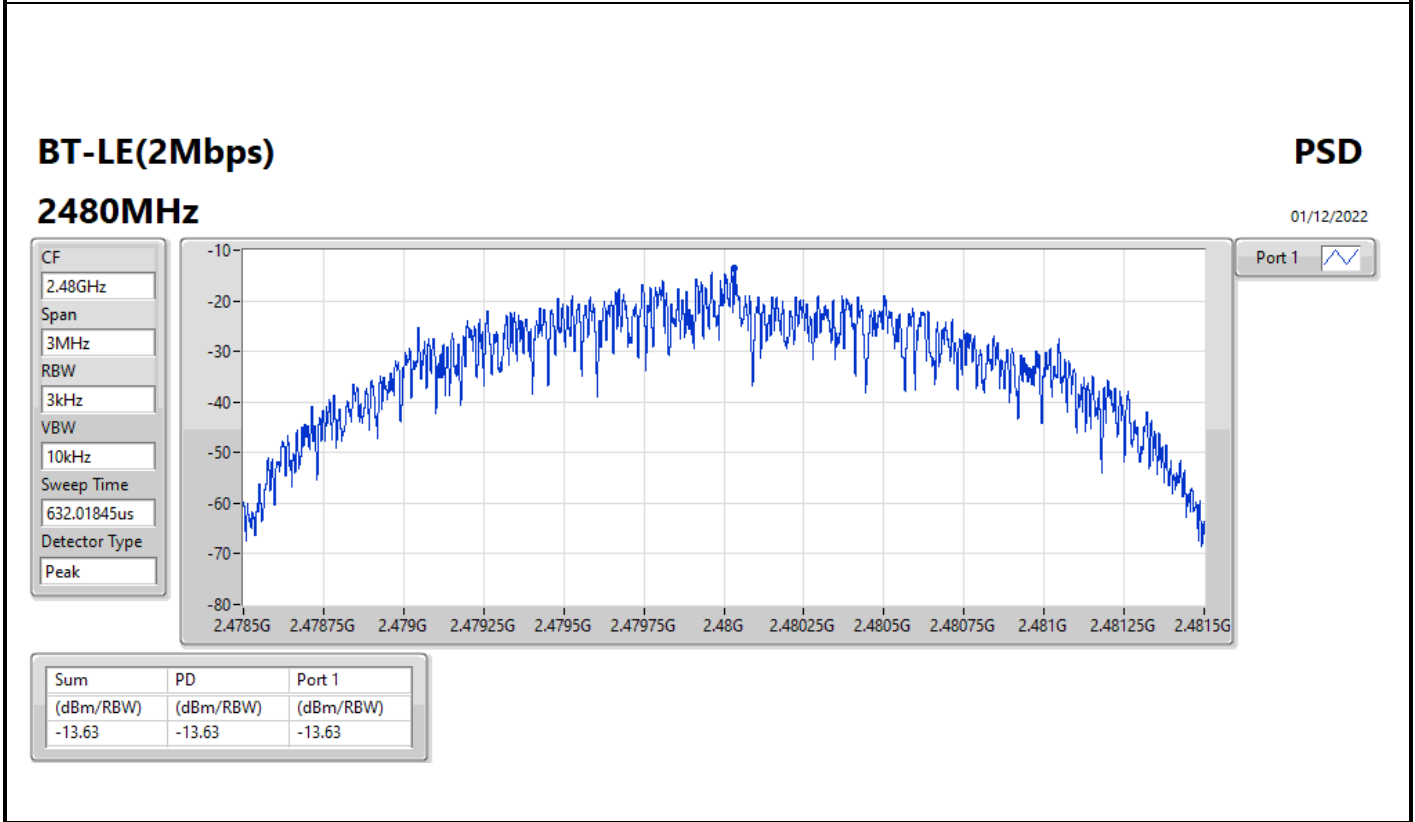
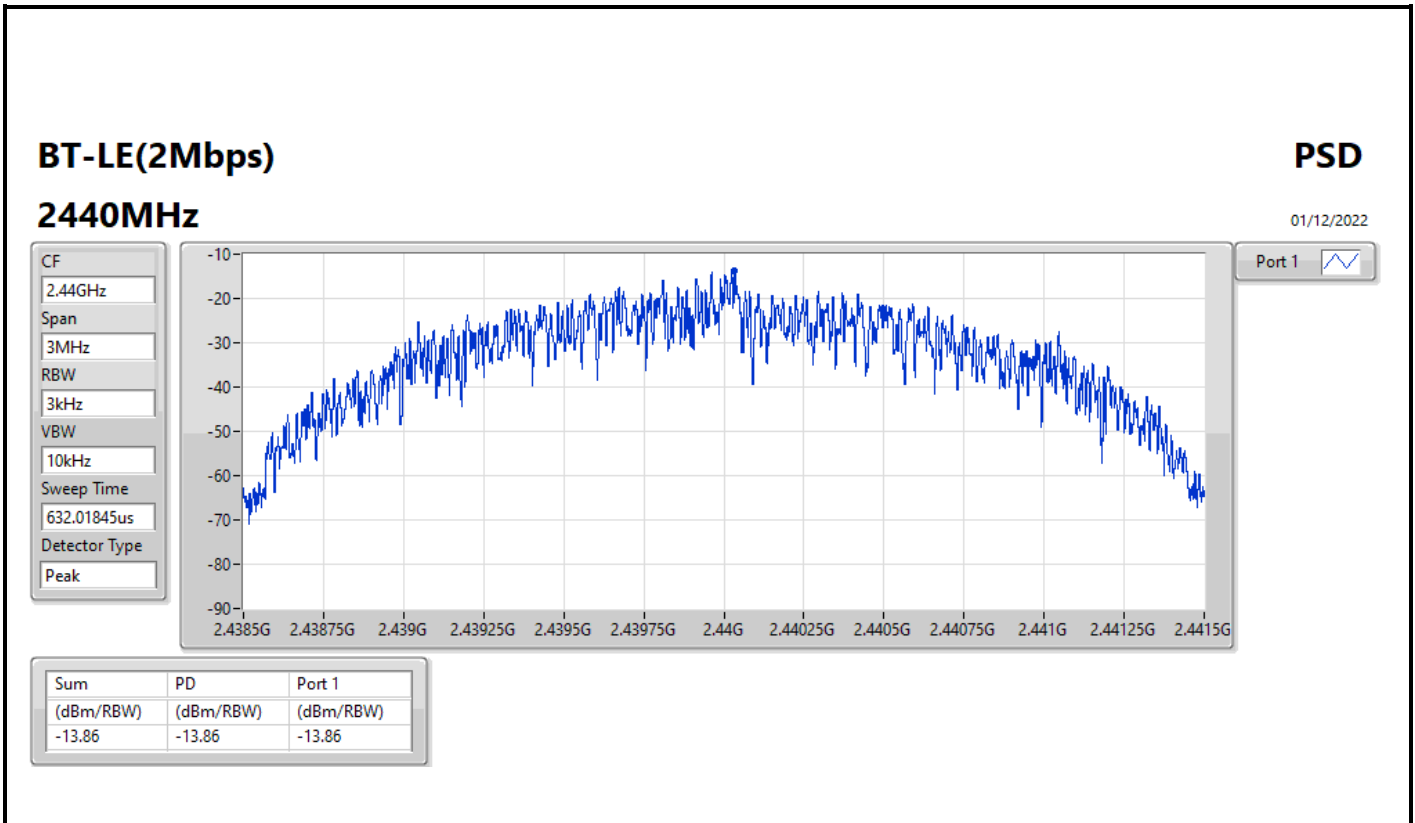
Sweep Time  
632.01845us

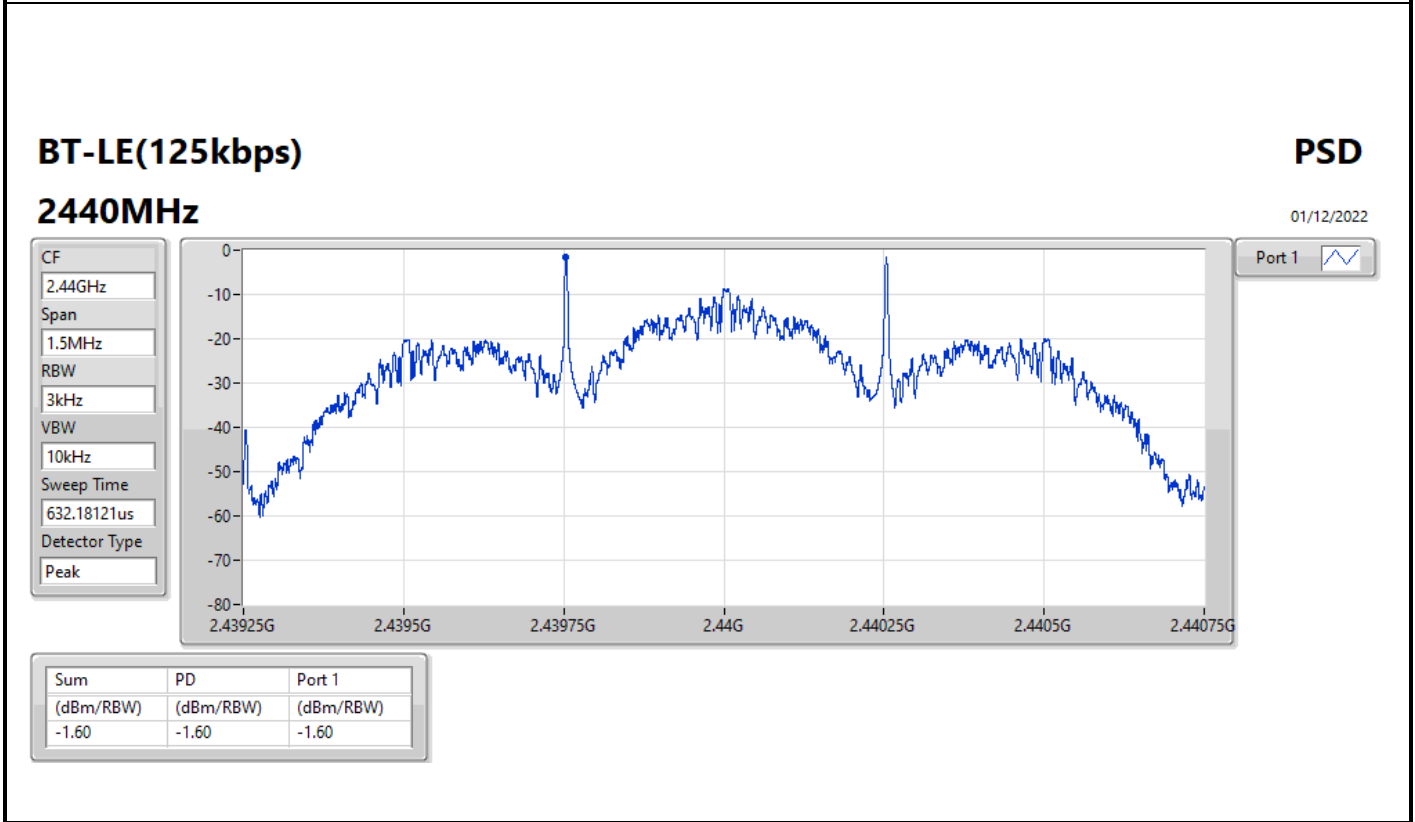
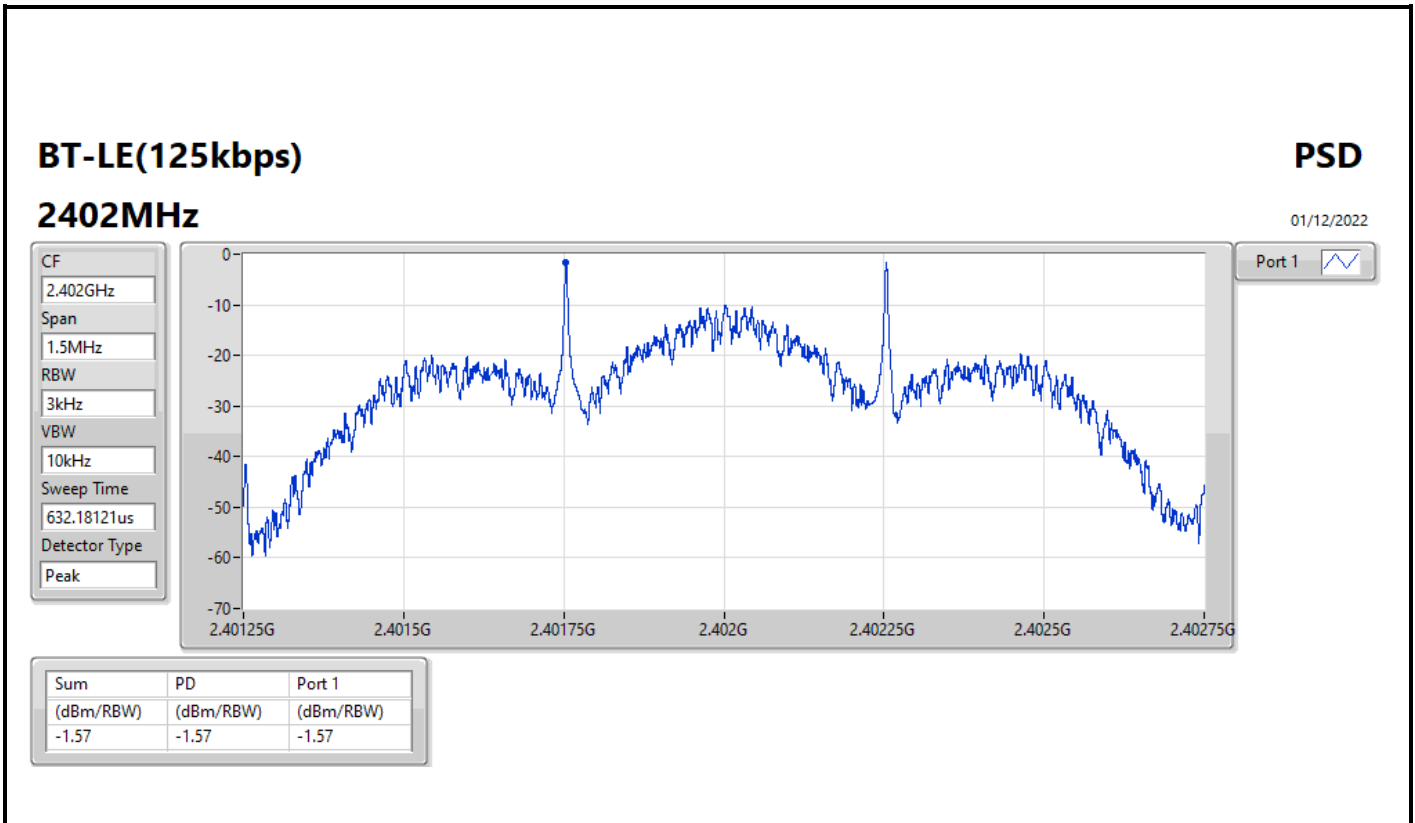
Detector Type  
Peak



Port 1 

Sum	PD	Port 1
(dBm/RBW)	(dBm/RBW)	(dBm/RBW)
-13.64	-13.64	-13.64





### BT-LE(125kbps)

### PSD

2480MHz

01/12/2022

CF  
2.48GHz

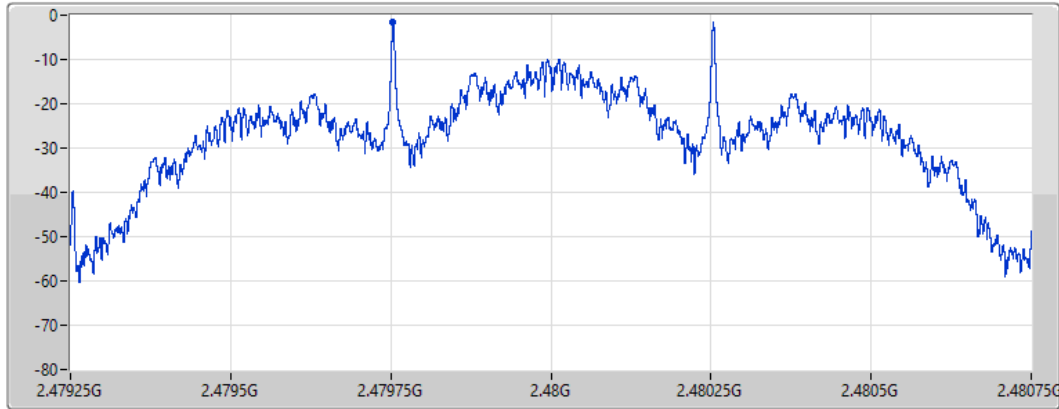
Span  
1.5MHz


RBW  
3kHz

VBW  
10kHz

Sweep Time  
632.18121us

Detector Type  
Peak



Port 1 

Sum	PD	Port 1
(dBm/RBW)	(dBm/RBW)	(dBm/RBW)
-1.44	-1.44	-1.44

### BT-LE(500kbps)

### PSD

2402MHz

01/12/2022

CF  
2.402GHz

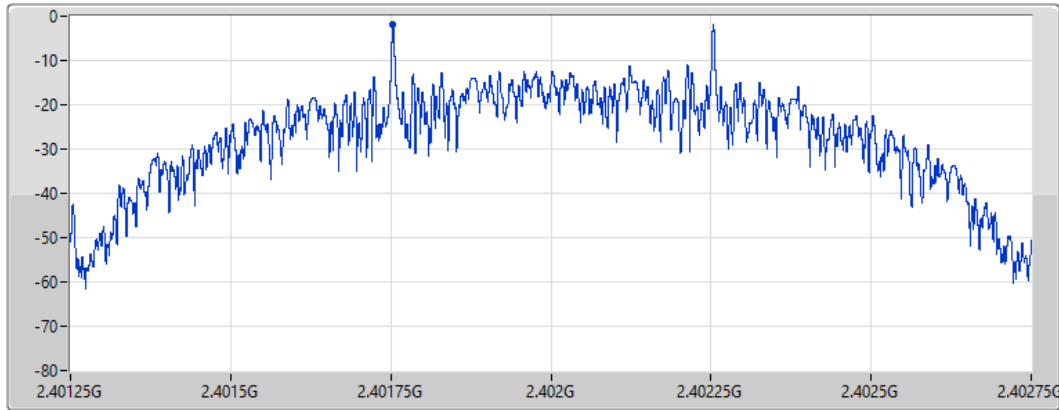
Span  
1.5MHz


RBW  
3kHz

VBW  
10kHz

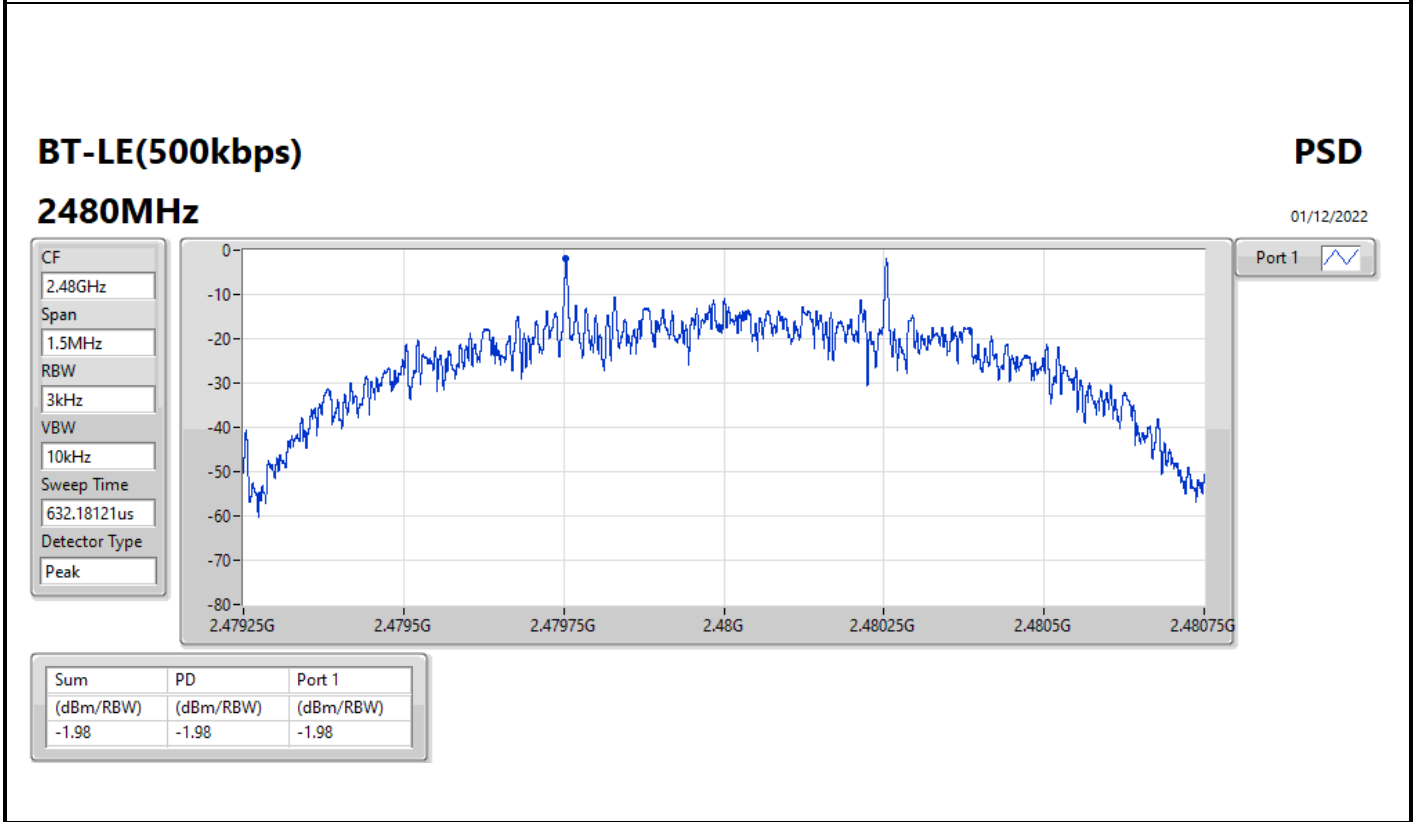
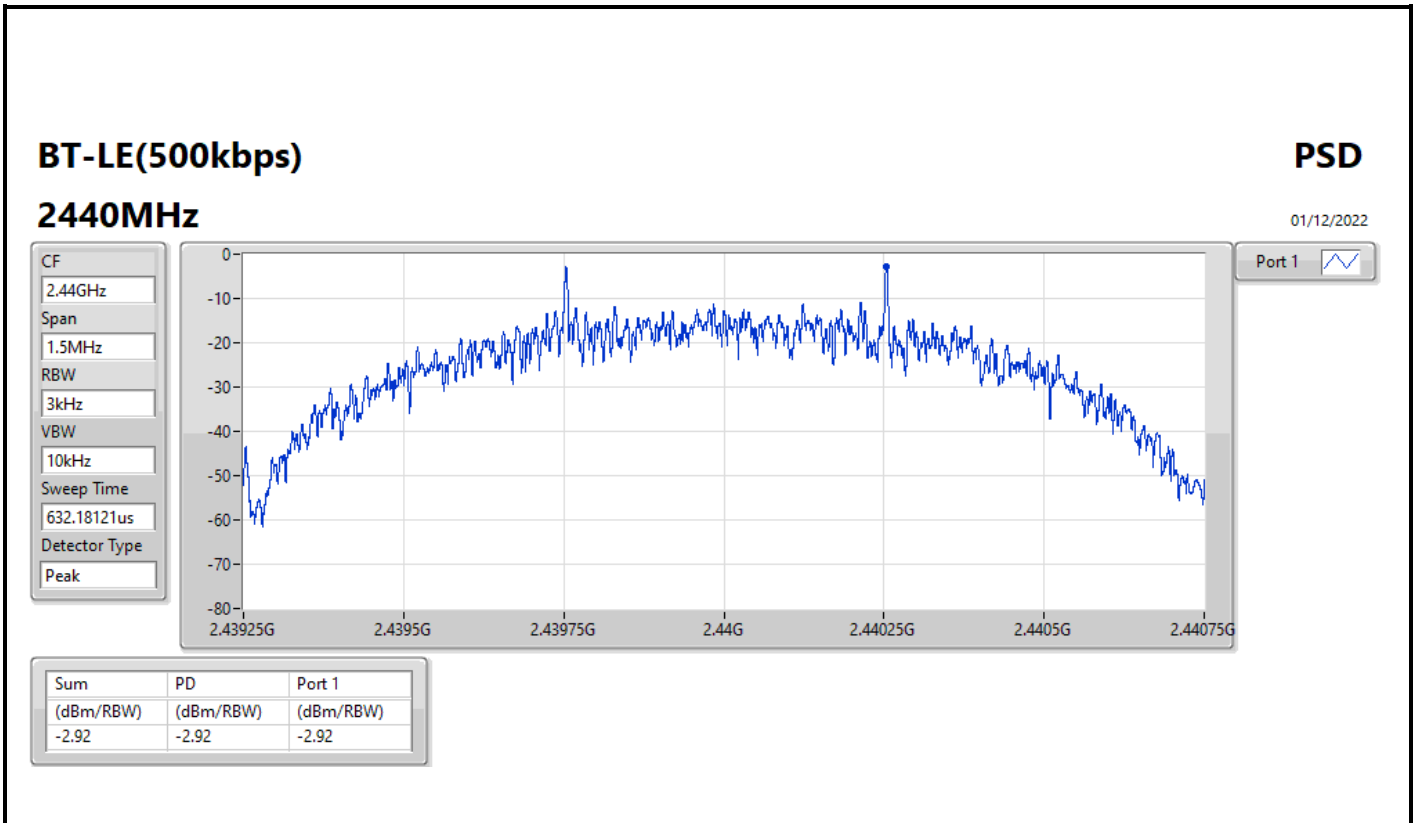
Sweep Time  
632.18121us

Detector Type  
Peak



Port 1 

Sum	PD	Port 1
(dBm/RBW)	(dBm/RBW)	(dBm/RBW)
-1.75	-1.75	-1.75





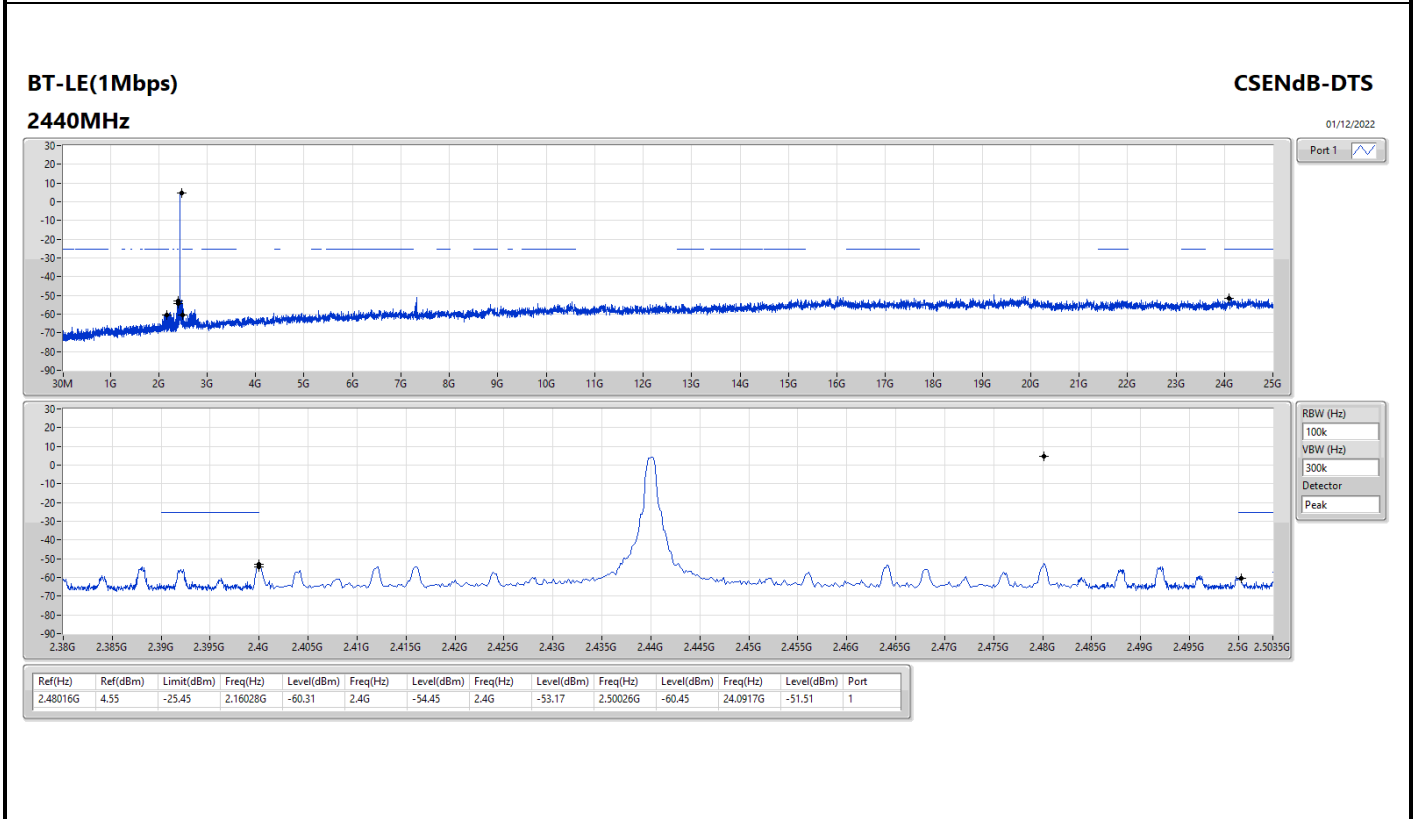
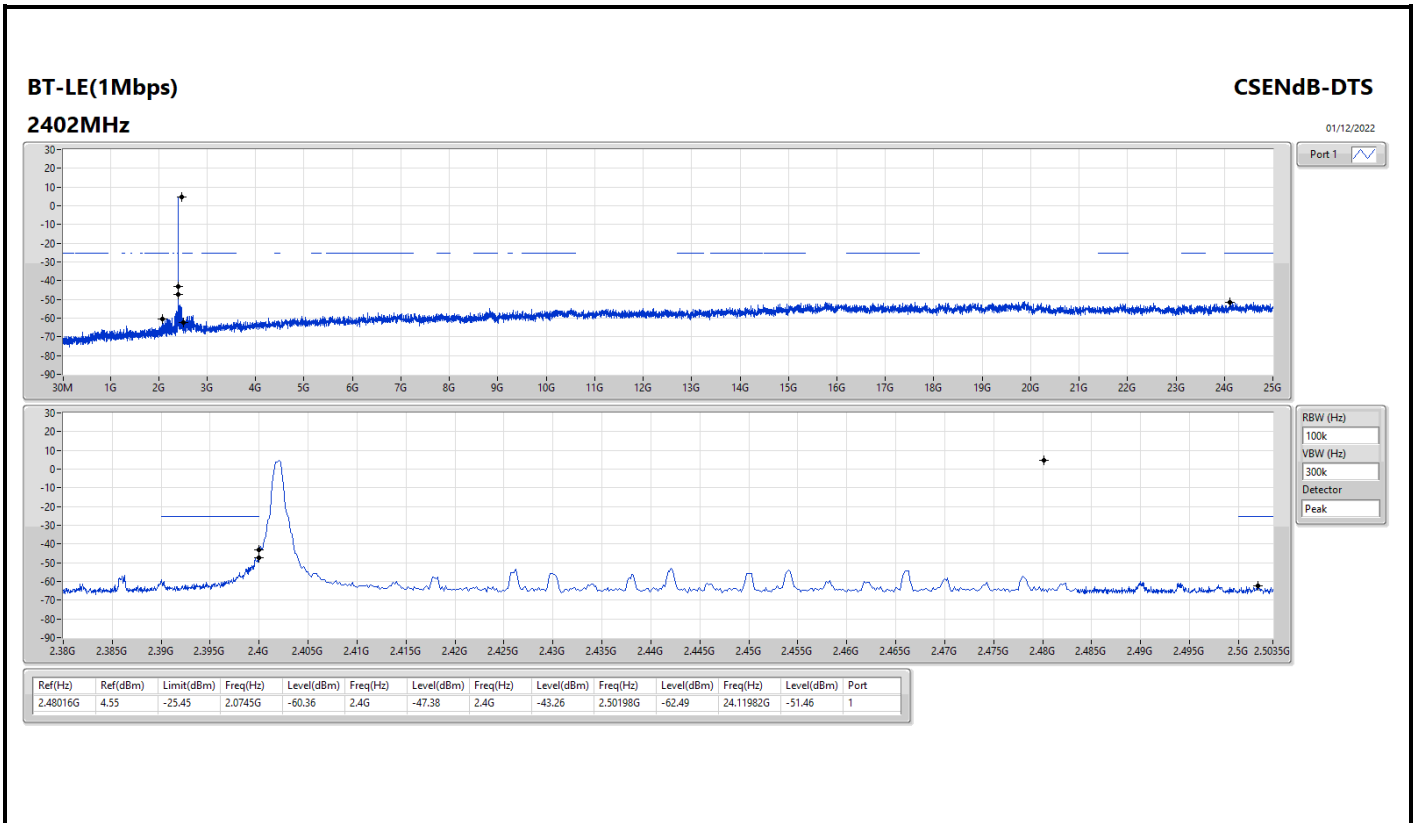


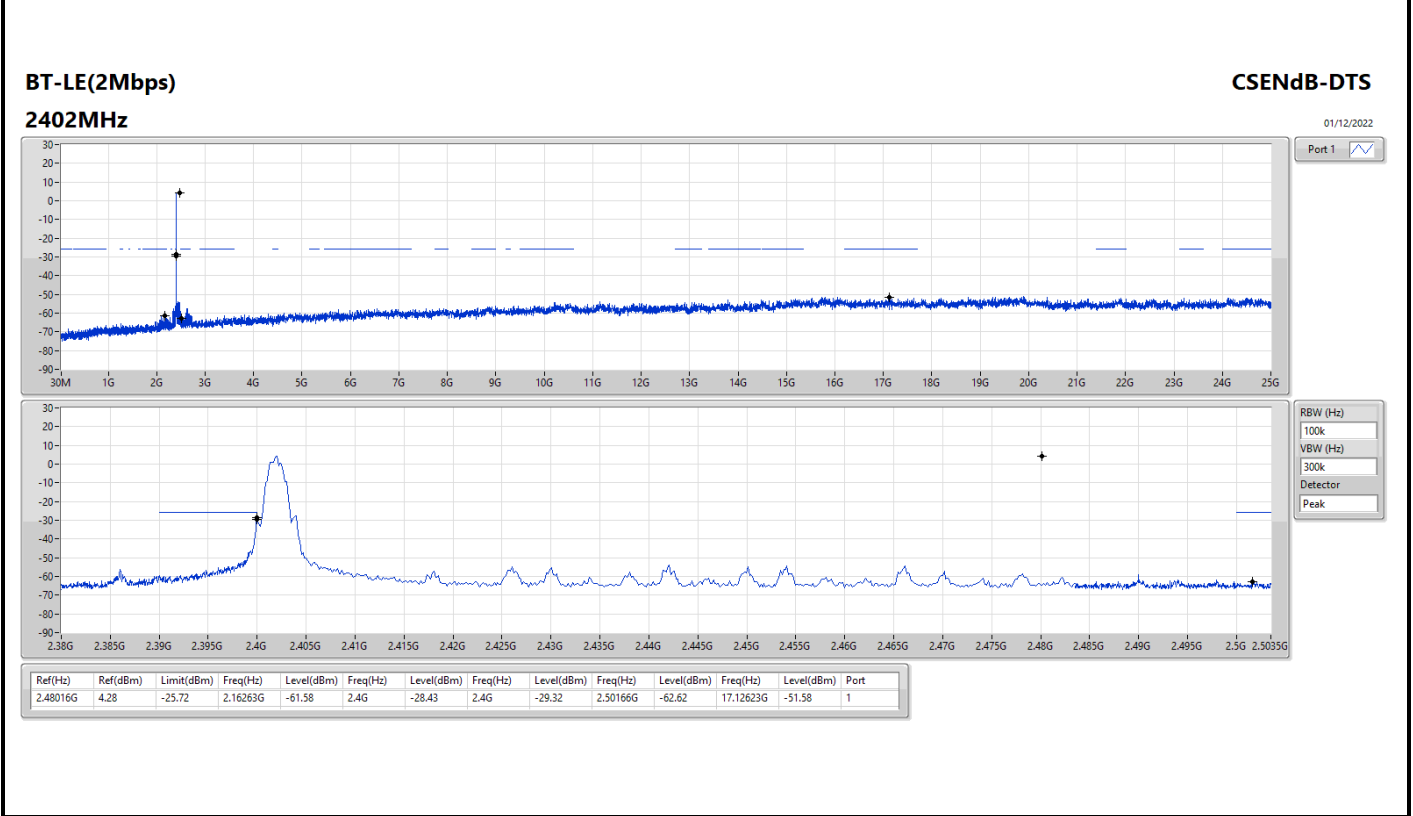
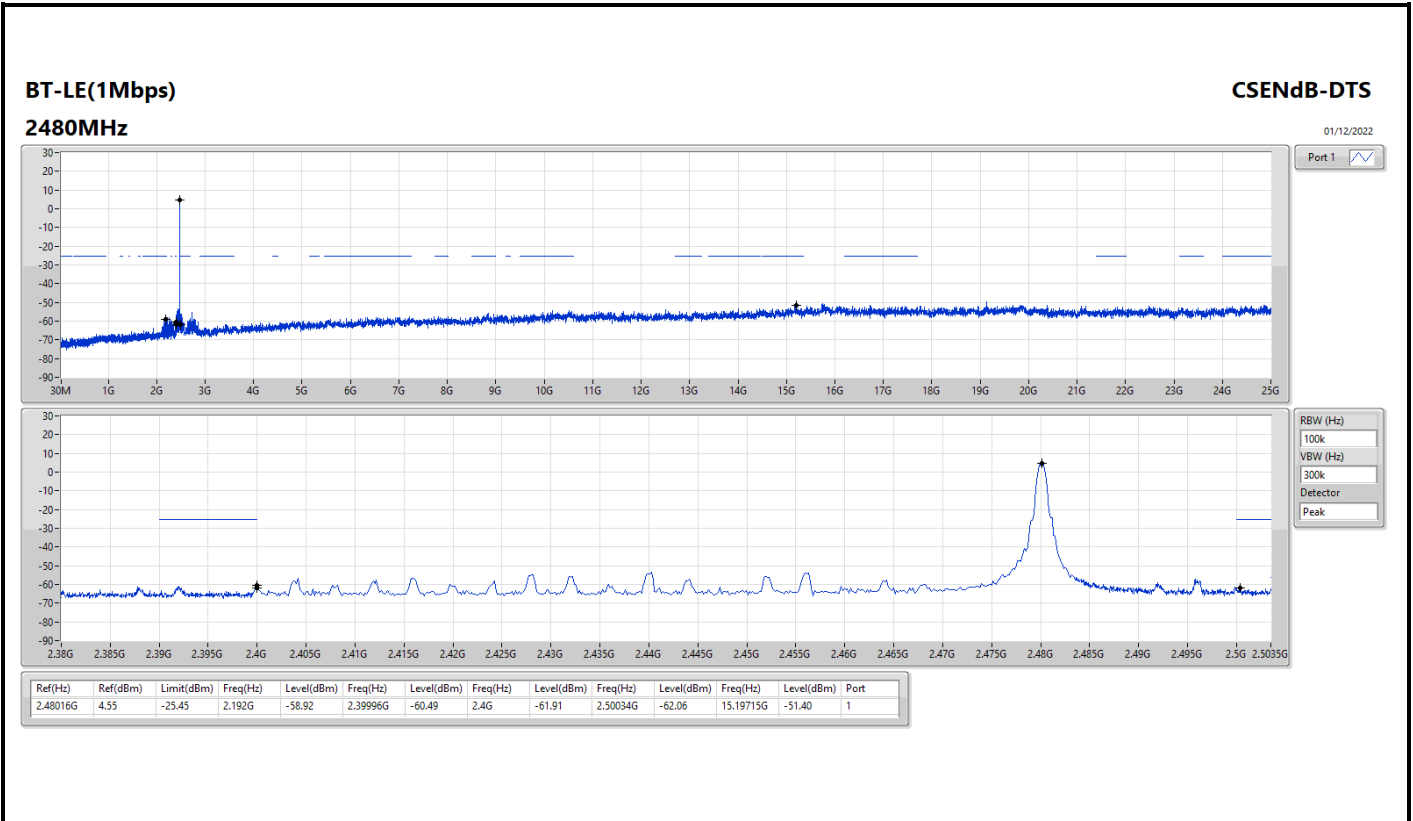
Summary

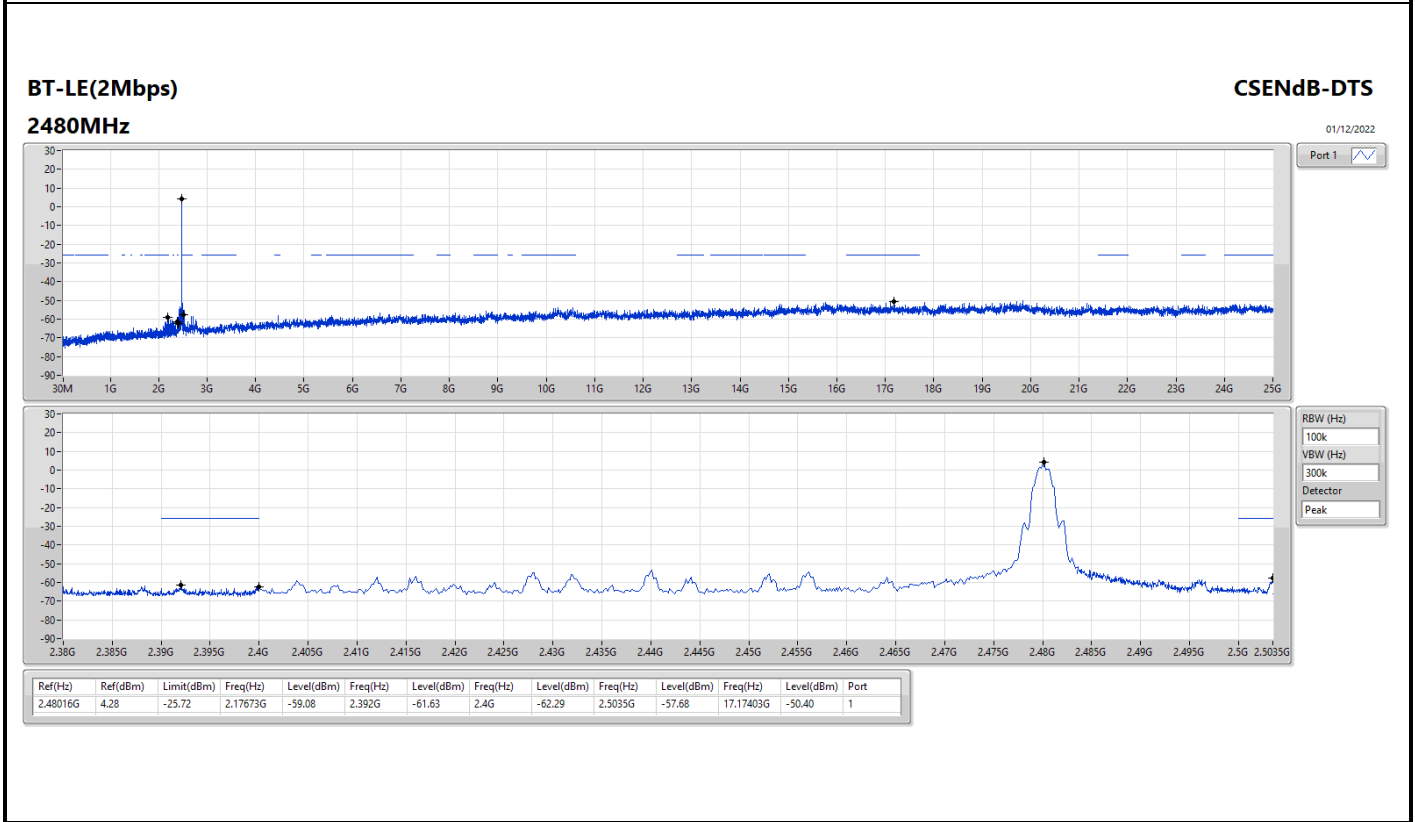
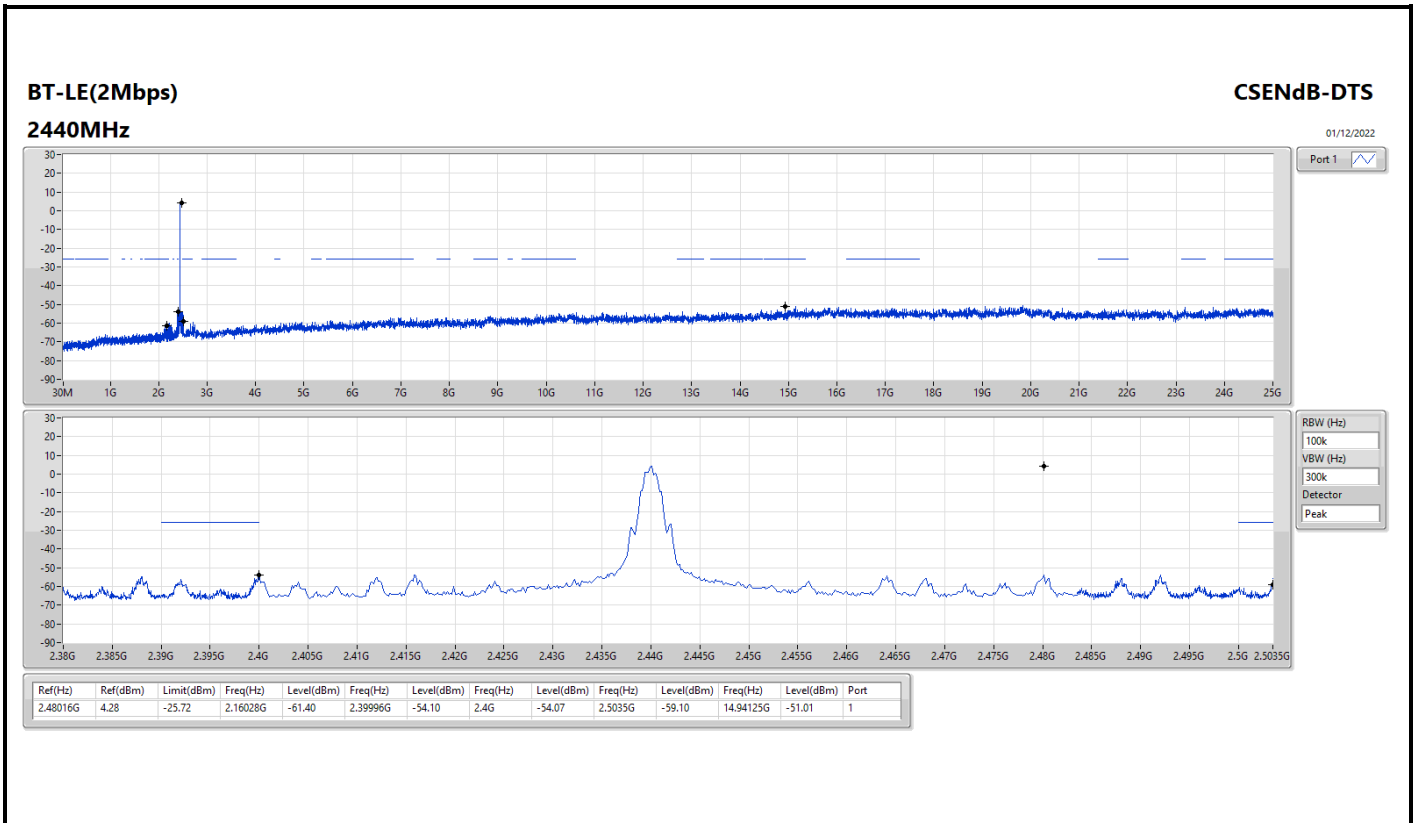
Mode	Result	Ref (Hz)	Ref (dBm)	Limit (dBm)	Freq (Hz)	Level (dBm)	Freq (Hz)	Level (dBm)	Freq (Hz)	Level (dBm)	Freq (Hz)	Level (dBm)	Freq (Hz)	Level (dBm)	Port
2.4-2.4835GHz	-	-	-	-	-	-	-	-	-	-	-	-	-	-	-
BT-LE(1Mbps)	Pass	2.48016G	4.55	-25.45	2.0745G	-60.36	2.4G	-47.38	2.4G	-43.26	2.50198G	-62.49	24.11982G	-51.46	1
BT-LE(2Mbps)	Pass	2.48016G	4.28	-25.72	2.16263G	-61.58	2.4G	-28.43	2.4G	-29.32	2.50166G	-62.62	17.12623G	-51.58	1
BT-LE(125kbps)	Pass	2.48016G	4.18	-25.82	2.18613G	-60.24	2.39976G	-48.33	2.4G	-50.90	2.50202G	-62.13	24.11982G	-50.85	1
BT-LE(500kbps)	Pass	2.47983G	4.00	-26.00	2.09448G	-60.55	2.4G	-46.21	2.4G	-43.89	2.50178G	-62.51	17.48898G	-51.05	1

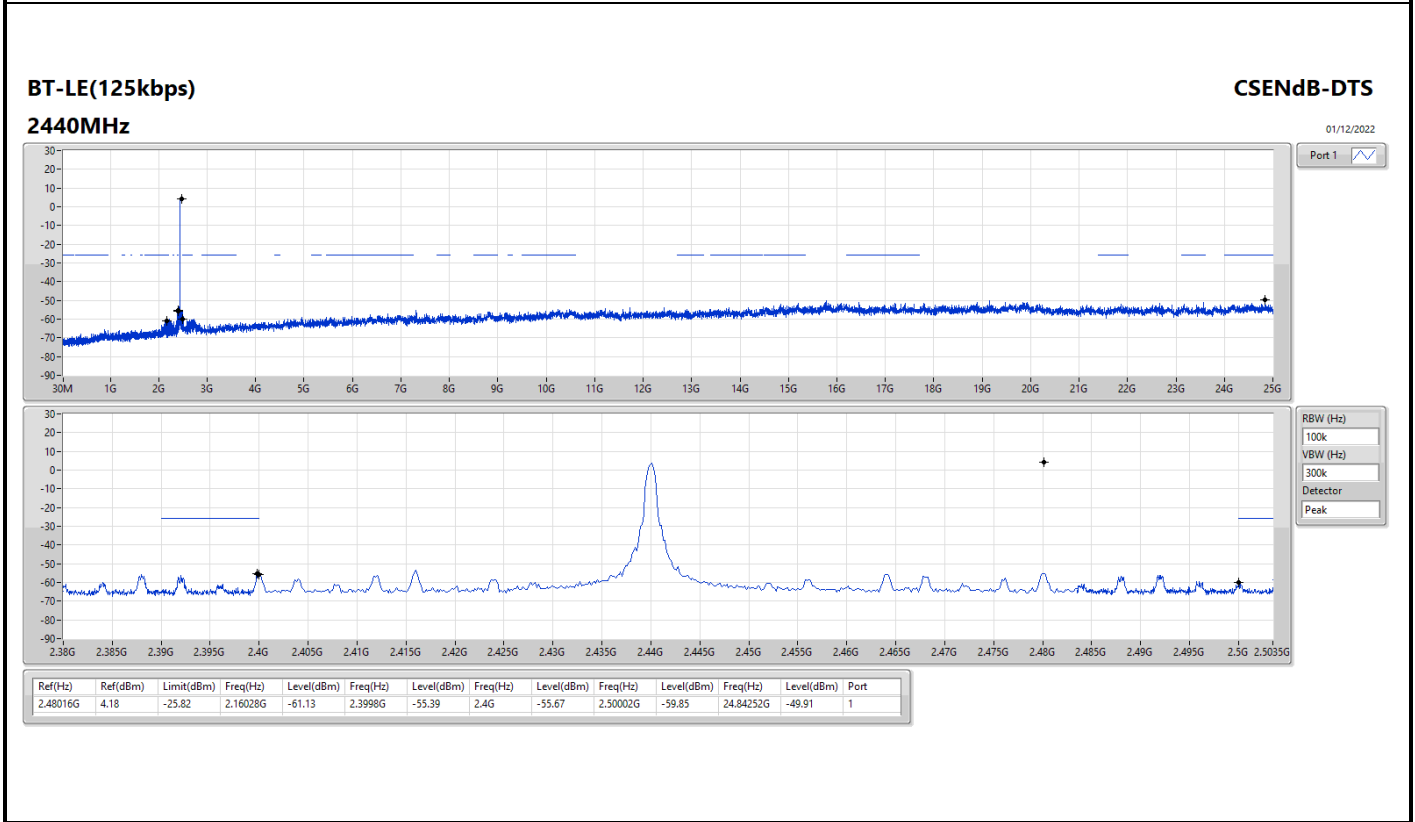
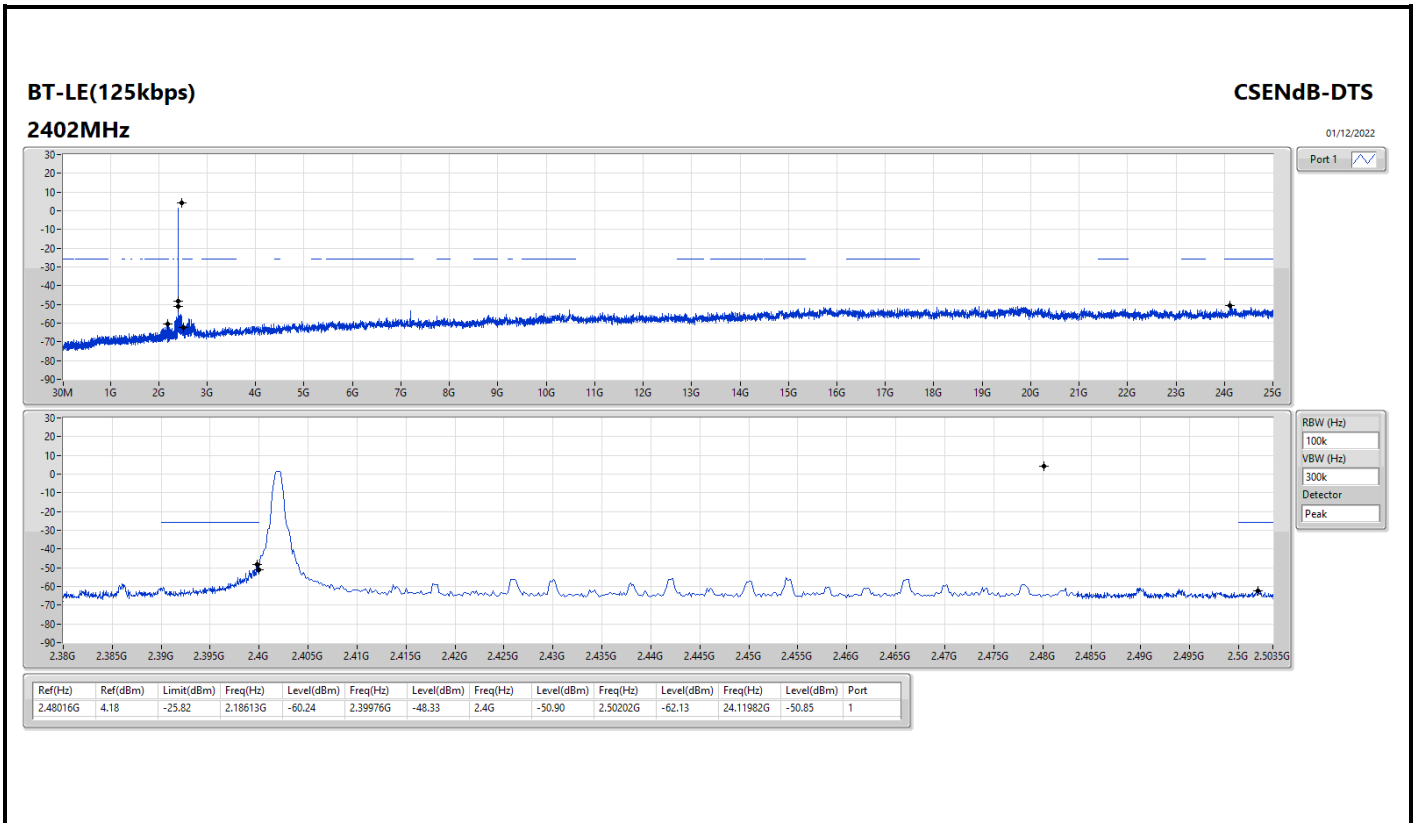
Result

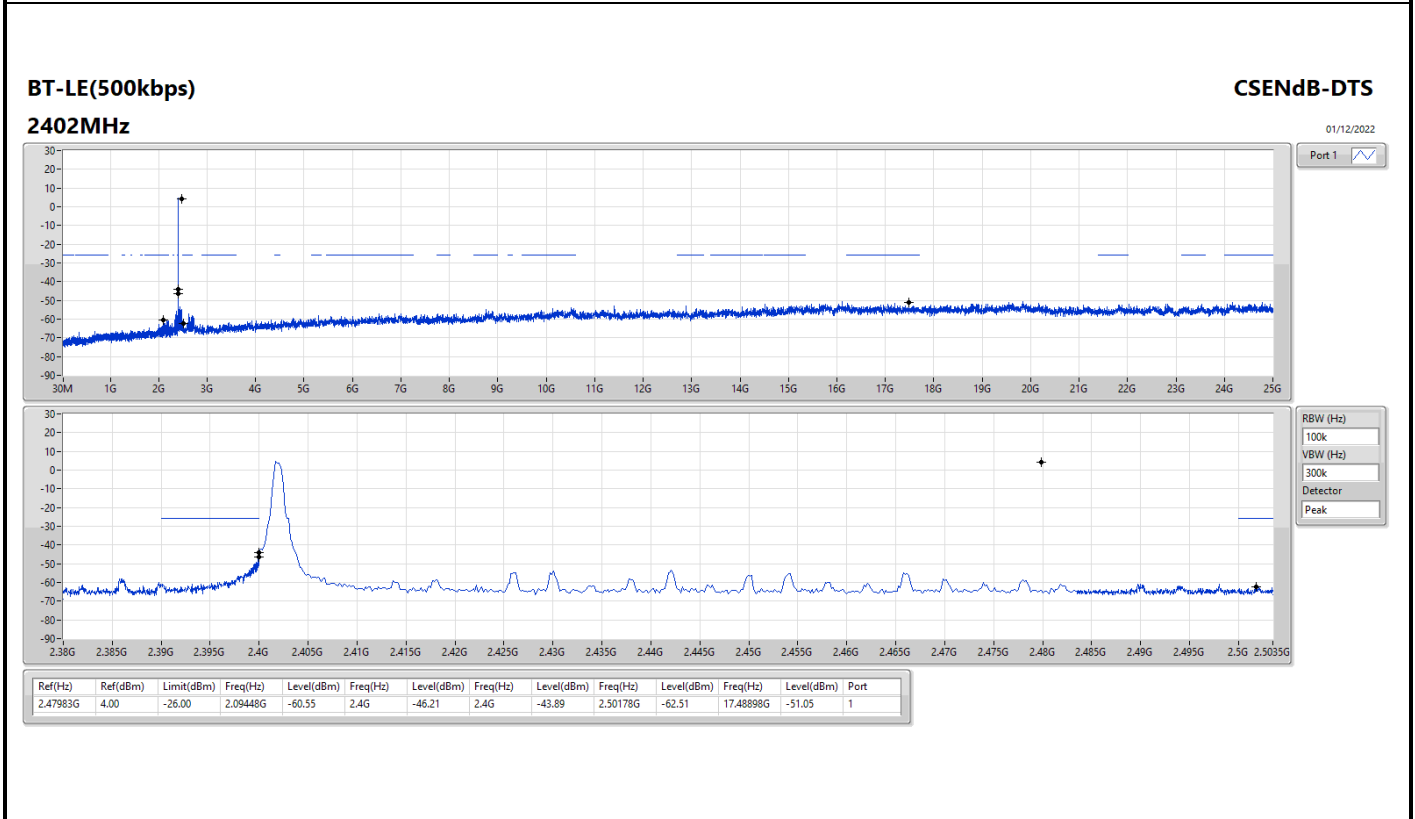
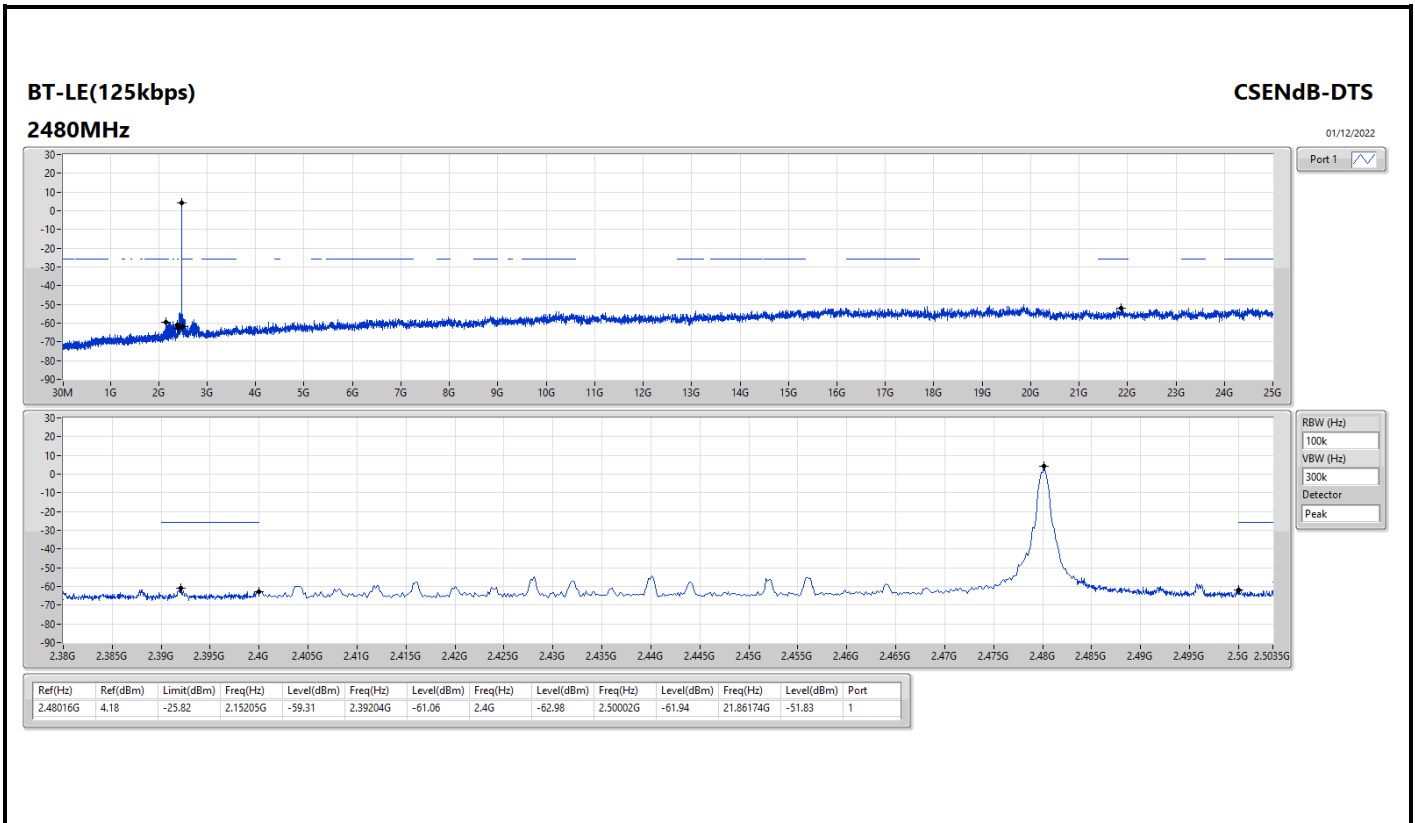
Mode	Result	Ref (Hz)	Ref (dBm)	Limit (dBm)	Freq (Hz)	Level (dBm)	Freq (Hz)	Level (dBm)	Freq (Hz)	Level (dBm)	Freq (Hz)	Level (dBm)	Freq (Hz)	Level (dBm)	Port
BT-LE(1Mbps)	-	-	-	-	-	-	-	-	-	-	-	-	-	-	-
2402MHz	Pass	2.48016G	4.55	-25.45	2.0745G	-60.36	2.4G	-47.38	2.4G	-43.26	2.50198G	-62.49	24.11982G	-51.46	1
2440MHz	Pass	2.48016G	4.55	-25.45	2.16028G	-60.31	2.4G	-54.45	2.4G	-53.17	2.50026G	-60.45	24.0917G	-51.51	1
2480MHz	Pass	2.48016G	4.55	-25.45	2.192G	-58.92	2.39996G	-60.49	2.4G	-61.91	2.50034G	-62.06	15.19715G	-51.40	1
BT-LE(2Mbps)	-	-	-	-	-	-	-	-	-	-	-	-	-	-	-
2402MHz	Pass	2.48016G	4.28	-25.72	2.16263G	-61.58	2.4G	-28.43	2.4G	-29.32	2.50166G	-62.62	17.12623G	-51.58	1
2440MHz	Pass	2.48016G	4.28	-25.72	2.16028G	-61.40	2.39996G	-54.10	2.4G	-54.07	2.5035G	-59.10	14.94125G	-51.01	1
2480MHz	Pass	2.48016G	4.28	-25.72	2.17673G	-59.08	2.392G	-61.63	2.4G	-62.29	2.5035G	-57.68	17.17403G	-50.40	1
BT-LE(125kbps)	-	-	-	-	-	-	-	-	-	-	-	-	-	-	-
2402MHz	Pass	2.48016G	4.18	-25.82	2.18613G	-60.24	2.39976G	-48.33	2.4G	-50.90	2.50202G	-62.13	24.11982G	-50.85	1
2440MHz	Pass	2.48016G	4.18	-25.82	2.16028G	-61.13	2.3998G	-55.39	2.4G	-55.67	2.50002G	-59.85	24.84252G	-49.91	1
2480MHz	Pass	2.48016G	4.18	-25.82	2.15205G	-59.31	2.39204G	-61.06	2.4G	-62.98	2.50002G	-61.94	21.86174G	-51.83	1
BT-LE(500kbps)	-	-	-	-	-	-	-	-	-	-	-	-	-	-	-
2402MHz	Pass	2.47983G	4.00	-26.00	2.09448G	-60.55	2.4G	-46.21	2.4G	-43.89	2.50178G	-62.51	17.48898G	-51.05	1
2440MHz	Pass	2.47983G	4.00	-26.00	2.1121G	-60.85	2.39992G	-53.96	2.4G	-54.06	2.50002G	-61.07	24.17607G	-51.20	1
2480MHz	Pass	2.47983G	4.00	-26.00	2.15205G	-58.68	2.39192G	-61.43	2.4G	-61.84	2.50262G	-61.75	23.46461G	-51.50	1

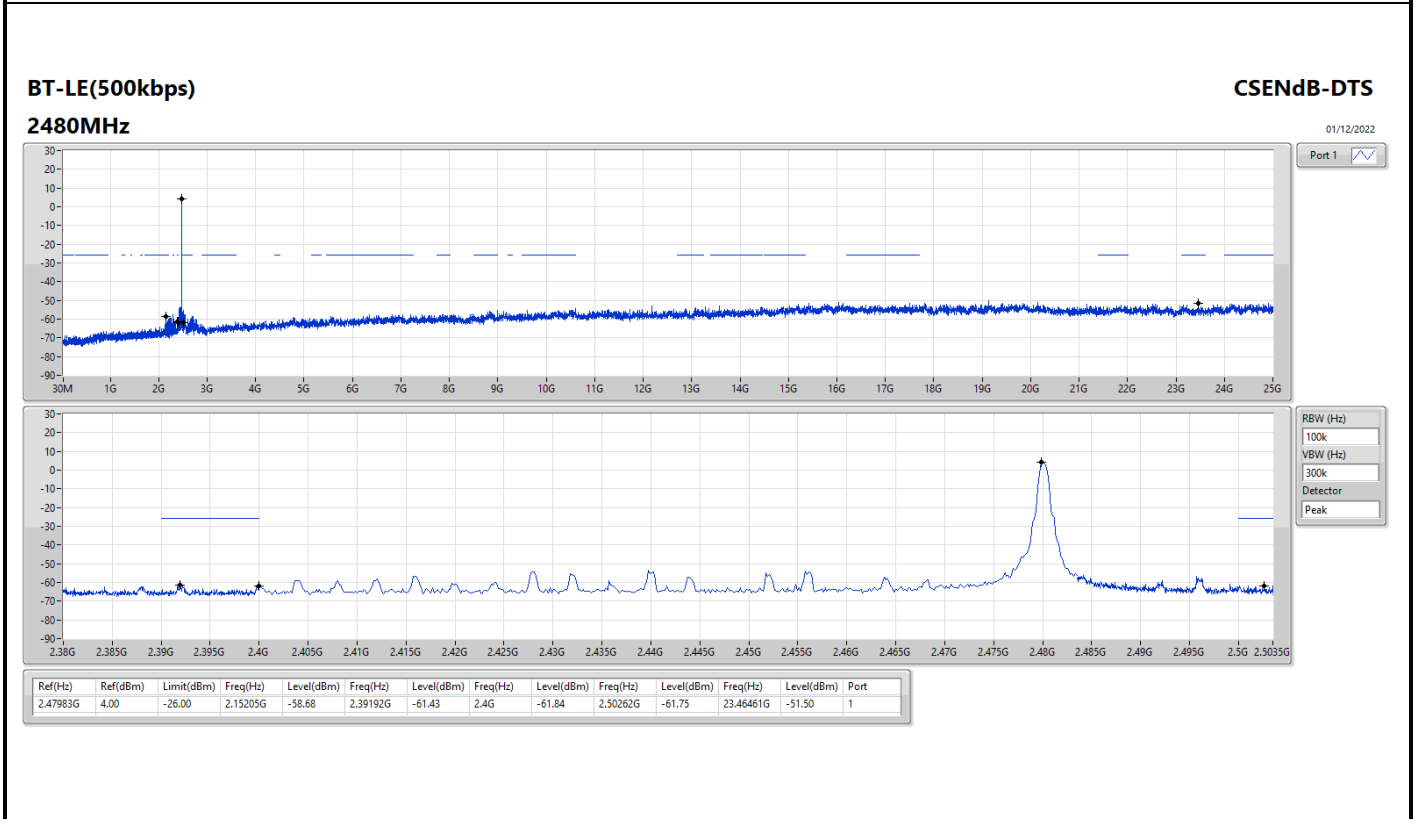
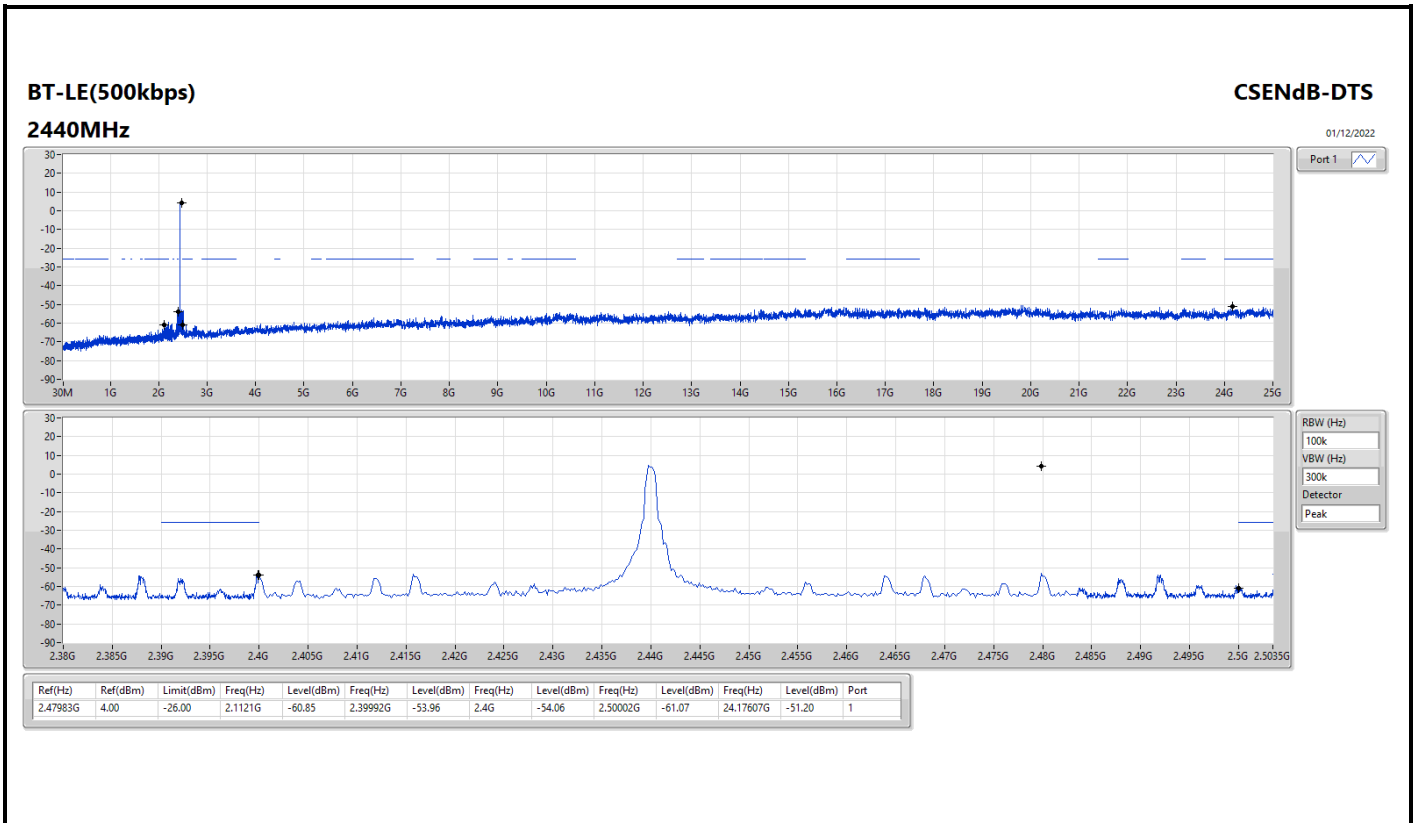
















Summary

Mode	Result	Type	Freq (Hz)	Level (dBuV/m)	Limit (dBuV/m)	Margin (dB)	Dist (m)	Condition	Azimuth (°)	Height (m)	Comments
2.4-2.4835GHz	-	-	-	-	-	-	-	-	-	-	-
BT-LE(2Mbps)	Pass	PK	204.6M	37.08	43.50	-6.42	3	Horizontal	0	1.00	-

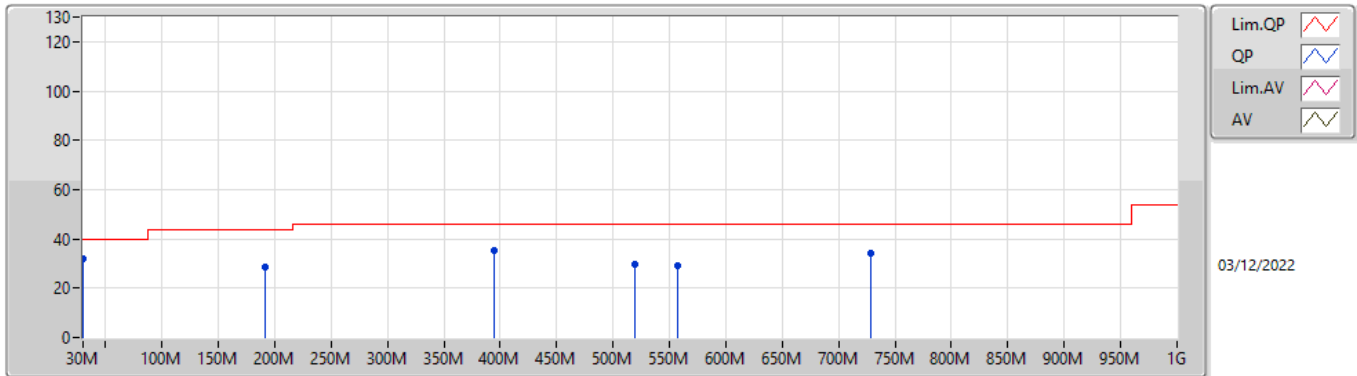


Result

Mode	Result	Type	Freq (Hz)	Level (dBuV/m)	Limit (dBuV/m)	Margin (dB)	Dist (m)	Condition	Azimuth (°)	Height (m)	Comments
BT-LE(2Mbps)	-	-	-	-	-	-	-	-	-	-	-
2440MHz	Pass	PK	30M	32.00	40.00	-8.00	3	Vertical	360	1.00	-
2440MHz	Pass	PK	191.02M	28.34	43.50	-15.16	3	Vertical	360	1.00	-
2440MHz	Pass	PK	394.72M	35.44	46.00	-10.56	3	Vertical	360	1.00	-
2440MHz	Pass	PK	518.88M	29.58	46.00	-16.42	3	Vertical	360	1.00	-
2440MHz	Pass	PK	557.68M	29.22	46.00	-16.78	3	Vertical	360	1.00	-
2440MHz	Pass	PK	728.4M	34.18	46.00	-11.82	3	Vertical	360	1.00	-
2440MHz	Pass	PK	47.46M	29.57	40.00	-10.43	3	Horizontal	0	1.00	-
2440MHz	Pass	PK	134.76M	26.68	43.50	-16.82	3	Horizontal	0	1.00	-
2440MHz	Pass	PK	204.6M	37.08	43.50	-6.42	3	Horizontal	0	1.00	-
2440MHz	Pass	PK	396.66M	31.68	46.00	-14.32	3	Horizontal	0	1.00	-
2440MHz	Pass	PK	518.88M	30.94	46.00	-15.06	3	Horizontal	0	1.00	-
2440MHz	Pass	PK	728.4M	33.42	46.00	-12.58	3	Horizontal	0	1.00	-

**BT-LE(2Mbps)**

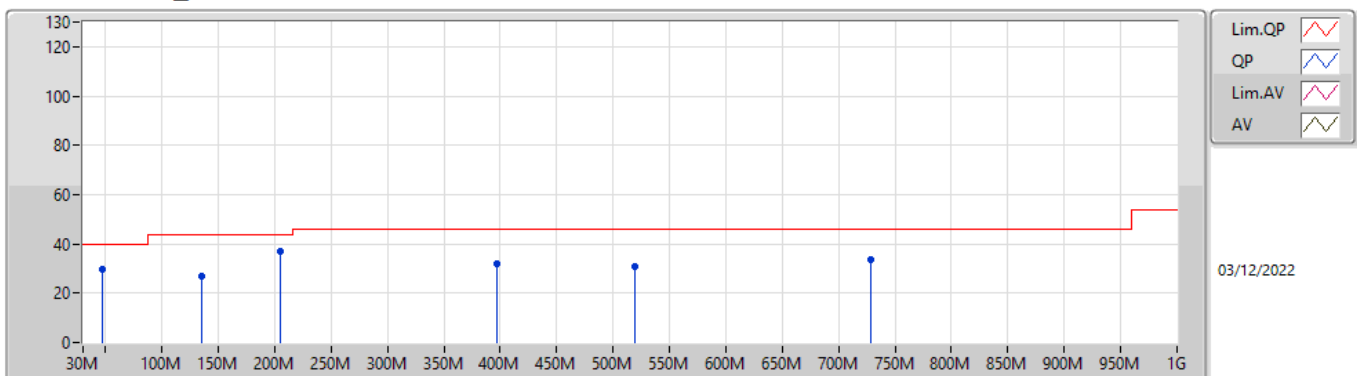
**2440MHz\_PoE**



Type	Freq (Hz)	Level (dBuV/m)	Limit (dBuV/m)	Margin (dB)	Factor (dB)	Dist (m)	Condition	Azimuth (°)	Height (m)	Raw (dBuV)	AF (dB)	CL (dB)	PA (dB)
PK	30M	32.00	40.00	-8.00	-2.80	3	Vertical	360	1.00	34.80	23.14	1.02	26.96
PK	191.02M	28.34	43.50	-15.16	-11.25	3	Vertical	360	1.00	39.59	14.22	1.98	27.45
PK	394.72M	35.44	46.00	-10.56	-4.28	3	Vertical	360	1.00	39.72	20.66	2.86	27.80
PK	518.88M	29.58	46.00	-16.42	-2.42	3	Vertical	360	1.00	32.00	22.68	3.35	28.45
PK	557.68M	29.22	46.00	-16.78	-1.19	3	Vertical	360	1.00	30.41	23.98	3.44	28.61
PK	728.4M	34.18	46.00	-11.82	0.21	3	Vertical	360	1.00	33.97	24.59	3.90	28.28

**BT-LE(2Mbps)**

**2440MHz\_PoE**



Type	Freq (Hz)	Level (dBuV/m)	Limit (dBuV/m)	Margin (dB)	Factor (dB)	Dist (m)	Condition	Azimuth (°)	Height (m)	Raw (dBuV)	AF (dB)	CL (dB)	PA (dB)
PK	47.46M	29.57	40.00	-10.43	-11.87	3	Horizontal	0	1.00	41.44	14.39	1.03	27.29
PK	134.76M	26.68	43.50	-16.82	-9.32	3	Horizontal	0	1.00	36.00	16.77	1.64	27.73
PK	204.6M	37.08	43.50	-6.42	-10.86	3	Horizontal	0	1.00	47.94	14.48	2.05	27.39
PK	396.66M	31.68	46.00	-14.32	-4.18	3	Horizontal	0	1.00	35.86	20.77	2.87	27.82
PK	518.88M	30.94	46.00	-15.06	-2.42	3	Horizontal	0	1.00	33.36	22.68	3.35	28.45
PK	728.4M	33.42	46.00	-12.58	0.21	3	Horizontal	0	1.00	33.21	24.59	3.90	28.28



Summary

Mode	Result	Type	Freq (Hz)	Level (dBuV/m)	Limit (dBuV/m)	Margin (dB)	Dist (m)	Condition	Azimuth (°)	Height (m)
2.4-2.4835GHz	-	-	-	-	-	-	-	-	-	-
BT-LE(1Mbps)	Pass	AV	2.378G	42.62	54.00	-11.38	3	Horizontal	310	2.59
BT-LE(2Mbps)	Pass	AV	2.4835G	48.54	54.00	-5.46	3	Horizontal	321	2.47
BT-LE(500kbps)	Pass	AV	2.378G	43.58	54.00	-10.42	3	Horizontal	323	2.62
BT-LE(125kbps)	Pass	AV	2.378G	43.83	54.00	-10.17	3	Horizontal	324	2.62



Result

Mode	Result	Type	Freq (Hz)	Level (dBuV/m)	Limit (dBuV/m)	Margin (dB)	Dist (m)	Condition	Azimuth (°)	Height (m)
BT-LE(1Mbps)	-	-	-	-	-	-	-	-	-	-
2402MHz	Pass	AV	2.378G	39.99	54.00	-14.01	3	Vertical	33	2.86
2402MHz	Pass	AV	2.402G	96.29	Inf	-Inf	3	Vertical	33	2.86
2402MHz	Pass	PK	2.3864G	51.86	74.00	-22.14	3	Vertical	33	2.86
2402MHz	Pass	PK	2.4018G	97.43	Inf	-Inf	3	Vertical	33	2.86
2402MHz	Pass	AV	2.378G	42.62	54.00	-11.38	3	Horizontal	310	2.59
2402MHz	Pass	AV	2.402G	102.24	Inf	-Inf	3	Horizontal	310	2.59
2402MHz	Pass	PK	2.3782G	52.29	74.00	-21.71	3	Horizontal	310	2.59
2402MHz	Pass	PK	2.4018G	103.35	Inf	-Inf	3	Horizontal	310	2.59
2402MHz	Pass	AV	4.80376G	37.85	54.00	-16.15	3	Vertical	160	1.22
2402MHz	Pass	PK	4.80478G	48.14	74.00	-25.86	3	Vertical	160	1.22
2402MHz	Pass	AV	4.80382G	38.50	54.00	-15.50	3	Horizontal	305	1.90
2402MHz	Pass	PK	4.80436G	48.63	74.00	-25.37	3	Horizontal	305	1.90
2440MHz	Pass	AV	2.3756G	40.51	54.00	-13.49	3	Vertical	37	1.14
2440MHz	Pass	AV	2.44G	96.20	Inf	-Inf	3	Vertical	37	1.14
2440MHz	Pass	AV	2.4884G	39.85	54.00	-14.15	3	Vertical	37	1.14
2440MHz	Pass	PK	2.376G	51.63	74.00	-22.37	3	Vertical	37	1.14
2440MHz	Pass	PK	2.4404G	97.33	Inf	-Inf	3	Vertical	37	1.14
2440MHz	Pass	PK	2.5G	51.73	74.00	-22.27	3	Vertical	37	1.14
2440MHz	Pass	AV	2.3756G	41.13	54.00	-12.87	3	Horizontal	326	1.00
2440MHz	Pass	AV	2.44G	102.11	Inf	-Inf	3	Horizontal	326	1.00
2440MHz	Pass	AV	2.492G	42.28	54.00	-11.72	3	Horizontal	326	1.00
2440MHz	Pass	PK	2.3844G	52.03	74.00	-21.97	3	Horizontal	326	1.00
2440MHz	Pass	PK	2.4396G	103.23	Inf	-Inf	3	Horizontal	326	1.00
2440MHz	Pass	PK	2.4924G	52.40	74.00	-21.60	3	Horizontal	326	1.00
2440MHz	Pass	AV	4.87994G	35.64	54.00	-18.36	3	Vertical	184	2.04
2440MHz	Pass	PK	4.8803G	47.07	74.00	-26.93	3	Vertical	184	2.04
2440MHz	Pass	AV	4.87988G	36.92	54.00	-17.08	3	Horizontal	338	2.14
2440MHz	Pass	PK	4.87976G	48.48	74.00	-25.52	3	Horizontal	338	2.14
2480MHz	Pass	AV	2.48G	95.64	Inf	-Inf	3	Vertical	30	1.50
2480MHz	Pass	AV	2.4838G	40.07	54.00	-13.93	3	Vertical	30	1.50
2480MHz	Pass	PK	2.4798G	96.74	Inf	-Inf	3	Vertical	30	1.50
2480MHz	Pass	PK	2.4835G	53.22	74.00	-20.78	3	Vertical	30	1.50
2480MHz	Pass	AV	2.48G	101.98	Inf	-Inf	3	Horizontal	324	1.19
2480MHz	Pass	AV	2.4835G	42.48	54.00	-11.52	3	Horizontal	324	1.19
2480MHz	Pass	PK	2.4802G	103.10	Inf	-Inf	3	Horizontal	324	1.19
2480MHz	Pass	PK	2.4835G	57.80	74.00	-16.20	3	Horizontal	324	1.19
2480MHz	Pass	AV	4.95988G	36.20	54.00	-17.80	3	Vertical	325	1.66
2480MHz	Pass	PK	4.95982G	47.39	74.00	-26.61	3	Vertical	325	1.66
2480MHz	Pass	AV	4.95964G	37.31	54.00	-16.69	3	Horizontal	307	2.14
2480MHz	Pass	PK	4.96012G	47.41	74.00	-26.59	3	Horizontal	307	2.14
BT-LE(2Mbps)	-	-	-	-	-	-	-	-	-	-
2402MHz	Pass	AV	2.3778G	42.44	54.00	-11.56	3	Vertical	37	1.85
2402MHz	Pass	AV	2.402G	98.03	Inf	-Inf	3	Vertical	37	1.85
2402MHz	Pass	PK	2.389G	52.75	74.00	-21.25	3	Vertical	37	1.85
2402MHz	Pass	PK	2.4014G	100.29	Inf	-Inf	3	Vertical	37	1.85
2402MHz	Pass	AV	2.3778G	44.31	54.00	-9.69	3	Horizontal	323	2.62
2402MHz	Pass	AV	2.402G	103.09	Inf	-Inf	3	Horizontal	323	2.62
2402MHz	Pass	PK	2.3858G	52.95	74.00	-21.05	3	Horizontal	323	2.62
2402MHz	Pass	PK	2.4014G	105.32	Inf	-Inf	3	Horizontal	323	2.62
2402MHz	Pass	AV	4.80406G	39.06	54.00	-14.94	3	Vertical	159	1.28
2402MHz	Pass	PK	4.80304G	47.59	74.00	-26.41	3	Vertical	159	1.28
2402MHz	Pass	AV	4.80412G	39.24	54.00	-14.76	3	Horizontal	303	1.98
2402MHz	Pass	PK	4.804G	48.26	74.00	-25.74	3	Horizontal	303	1.98
2440MHz	Pass	AV	2.3876G	43.43	54.00	-10.57	3	Vertical	43	1.23
2440MHz	Pass	AV	2.44G	97.52	Inf	-Inf	3	Vertical	43	1.23
2440MHz	Pass	AV	2.4992G	42.33	54.00	-11.67	3	Vertical	43	1.23
2440MHz	Pass	PK	2.3756G	52.88	74.00	-21.12	3	Vertical	43	1.23
2440MHz	Pass	PK	2.4396G	99.89	Inf	-Inf	3	Vertical	43	1.23
2440MHz	Pass	PK	2.4908G	53.17	74.00	-20.83	3	Vertical	43	1.23
2440MHz	Pass	AV	2.388G	42.88	54.00	-11.12	3	Horizontal	318	1.00



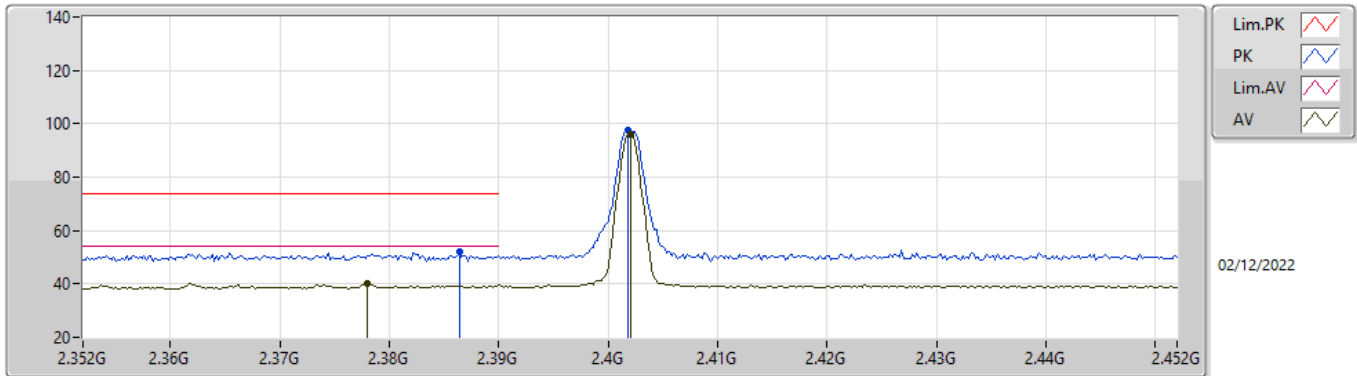
Mode	Result	Type	Freq (Hz)	Level (dBuV/m)	Limit (dBuV/m)	Margin (dB)	Dist (m)	Condition	Azimuth (°)	Height (m)
2440MHz	Pass	AV	2.44G	102.53	Inf	-Inf	3	Horizontal	318	1.00
2440MHz	Pass	AV	2.492G	44.00	54.00	-10.00	3	Horizontal	318	1.00
2440MHz	Pass	PK	2.3876G	52.94	74.00	-21.06	3	Horizontal	318	1.00
2440MHz	Pass	PK	2.4404G	104.84	Inf	-Inf	3	Horizontal	318	1.00
2440MHz	Pass	PK	2.4988G	53.11	74.00	-20.89	3	Horizontal	318	1.00
2440MHz	Pass	AV	4.87994G	37.70	54.00	-16.30	3	Vertical	155	1.48
2440MHz	Pass	PK	4.88138G	46.96	74.00	-27.04	3	Vertical	155	1.48
2440MHz	Pass	AV	4.87904G	36.65	54.00	-17.35	3	Horizontal	262	1.83
2440MHz	Pass	PK	4.87682G	46.72	74.00	-27.28	3	Horizontal	262	1.83
2480MHz	Pass	AV	2.48G	95.80	Inf	-Inf	3	Vertical	40	1.94
2480MHz	Pass	AV	2.4836G	43.69	54.00	-10.31	3	Vertical	40	1.94
2480MHz	Pass	PK	2.4794G	98.11	Inf	-Inf	3	Vertical	40	1.94
2480MHz	Pass	PK	2.4835G	55.03	74.00	-18.97	3	Vertical	40	1.94
2480MHz	Pass	AV	2.48G	102.24	Inf	-Inf	3	Horizontal	321	2.47
2480MHz	Pass	AV	2.4835G	48.54	54.00	-5.46	3	Horizontal	321	2.47
2480MHz	Pass	PK	2.4794G	104.54	Inf	-Inf	3	Horizontal	321	2.47
2480MHz	Pass	PK	2.4835G	58.82	74.00	-15.18	3	Horizontal	321	2.47
2480MHz	Pass	AV	4.95988G	37.68	54.00	-16.32	3	Vertical	323	1.69
2480MHz	Pass	PK	4.95994G	48.18	74.00	-25.82	3	Vertical	323	1.69
2480MHz	Pass	AV	4.95988G	36.97	54.00	-17.03	3	Horizontal	215	1.51
2480MHz	Pass	PK	4.95262G	47.55	74.00	-26.45	3	Horizontal	215	1.51
BT-LE(500kbps)	-	-	-	-	-	-	-	-	-	-
2402MHz	Pass	AV	2.3618G	41.40	54.00	-12.60	3	Vertical	47	1.22
2402MHz	Pass	AV	2.402G	99.23	Inf	-Inf	3	Vertical	47	1.22
2402MHz	Pass	PK	2.362G	52.63	74.00	-21.37	3	Vertical	47	1.22
2402MHz	Pass	PK	2.4022G	100.41	Inf	-Inf	3	Vertical	47	1.22
2402MHz	Pass	AV	2.378G	43.58	54.00	-10.42	3	Horizontal	323	2.62
2402MHz	Pass	AV	2.402G	104.13	Inf	-Inf	3	Horizontal	323	2.62
2402MHz	Pass	PK	2.3784G	53.98	74.00	-20.02	3	Horizontal	323	2.62
2402MHz	Pass	PK	2.4018G	105.25	Inf	-Inf	3	Horizontal	323	2.62
2402MHz	Pass	AV	4.804G	37.15	54.00	-16.85	3	Vertical	155	1.30
2402MHz	Pass	PK	4.80388G	47.32	74.00	-26.68	3	Vertical	155	1.30
2402MHz	Pass	AV	4.80382G	37.86	54.00	-16.14	3	Horizontal	307	1.93
2402MHz	Pass	PK	4.80436G	47.97	74.00	-26.03	3	Horizontal	307	1.93
2440MHz	Pass	AV	2.388G	41.59	54.00	-12.41	3	Vertical	44	1.21
2440MHz	Pass	AV	2.44G	98.91	Inf	-Inf	3	Vertical	44	1.21
2440MHz	Pass	AV	2.492G	40.43	54.00	-13.57	3	Vertical	44	1.21
2440MHz	Pass	PK	2.3696G	52.27	74.00	-21.73	3	Vertical	44	1.21
2440MHz	Pass	PK	2.4396G	100.06	Inf	-Inf	3	Vertical	44	1.21
2440MHz	Pass	PK	2.4972G	53.08	74.00	-20.92	3	Vertical	44	1.21
2440MHz	Pass	AV	2.388G	42.28	54.00	-11.72	3	Horizontal	314	1.00
2440MHz	Pass	AV	2.44G	103.70	Inf	-Inf	3	Horizontal	314	1.00
2440MHz	Pass	AV	2.492G	42.77	54.00	-11.23	3	Horizontal	314	1.00
2440MHz	Pass	PK	2.376G	52.55	74.00	-21.45	3	Horizontal	314	1.00
2440MHz	Pass	PK	2.4396G	104.97	Inf	-Inf	3	Horizontal	314	1.00
2440MHz	Pass	PK	2.4924G	52.95	74.00	-21.05	3	Horizontal	314	1.00
2440MHz	Pass	AV	4.87976G	36.62	54.00	-17.38	3	Vertical	156	1.48
2440MHz	Pass	PK	4.87952G	47.48	74.00	-26.52	3	Vertical	156	1.48
2440MHz	Pass	AV	4.87964G	34.40	54.00	-19.60	3	Horizontal	139	1.50
2440MHz	Pass	PK	4.87574G	46.92	74.00	-27.08	3	Horizontal	139	1.50
2480MHz	Pass	AV	2.48G	97.33	Inf	-Inf	3	Vertical	38	1.94
2480MHz	Pass	AV	2.4838G	40.65	54.00	-13.35	3	Vertical	38	1.94
2480MHz	Pass	PK	2.4798G	98.46	Inf	-Inf	3	Vertical	38	1.94
2480MHz	Pass	PK	2.4958G	53.27	74.00	-20.73	3	Vertical	38	1.94
2480MHz	Pass	AV	2.48G	103.57	Inf	-Inf	3	Horizontal	321	2.46
2480MHz	Pass	AV	2.4835G	42.85	54.00	-11.15	3	Horizontal	321	2.46
2480MHz	Pass	PK	2.4798G	104.72	Inf	-Inf	3	Horizontal	321	2.46
2480MHz	Pass	PK	2.4835G	57.58	74.00	-16.42	3	Horizontal	321	2.46
2480MHz	Pass	AV	4.95958G	35.86	54.00	-18.14	3	Vertical	332	1.36
2480MHz	Pass	PK	4.95952G	48.02	74.00	-25.98	3	Vertical	332	1.36
2480MHz	Pass	AV	4.96012G	35.26	54.00	-18.74	3	Horizontal	216	1.50
2480MHz	Pass	PK	4.96054G	48.01	74.00	-25.99	3	Horizontal	216	1.50



Mode	Result	Type	Freq (Hz)	Level (dBuV/m)	Limit (dBuV/m)	Margin (dB)	Dist (m)	Condition	Azimuth (°)	Height (m)
BT-LE(125kbps)	-	-	-	-	-	-	-	-	-	-
2402MHz	Pass	AV	2.378G	41.38	54.00	-12.62	3	Vertical	47	1.23
2402MHz	Pass	AV	2.402G	99.31	Inf	-Inf	3	Vertical	47	1.23
2402MHz	Pass	PK	2.3892G	53.61	74.00	-20.39	3	Vertical	47	1.23
2402MHz	Pass	PK	2.4022G	100.52	Inf	-Inf	3	Vertical	47	1.23
2402MHz	Pass	AV	2.378G	43.83	54.00	-10.17	3	Horizontal	324	2.62
2402MHz	Pass	AV	2.402G	104.13	Inf	-Inf	3	Horizontal	324	2.62
2402MHz	Pass	PK	2.3616G	53.45	74.00	-20.55	3	Horizontal	324	2.62
2402MHz	Pass	PK	2.4018G	105.28	Inf	-Inf	3	Horizontal	324	2.62
2402MHz	Pass	AV	4.8037G	37.24	54.00	-16.76	3	Vertical	337	2.19
2402MHz	Pass	PK	4.80454G	48.60	74.00	-25.40	3	Vertical	337	2.19
2402MHz	Pass	AV	4.80418G	38.02	54.00	-15.98	3	Horizontal	304	1.88
2402MHz	Pass	PK	4.80352G	48.78	74.00	-25.22	3	Horizontal	304	1.88
2440MHz	Pass	AV	2.388G	41.14	54.00	-12.86	3	Vertical	45	1.21
2440MHz	Pass	AV	2.44G	98.36	Inf	-Inf	3	Vertical	45	1.21
2440MHz	Pass	AV	2.488G	40.32	54.00	-13.68	3	Vertical	45	1.21
2440MHz	Pass	PK	2.382G	52.46	74.00	-21.54	3	Vertical	45	1.21
2440MHz	Pass	PK	2.4396G	99.94	Inf	-Inf	3	Vertical	45	1.21
2440MHz	Pass	PK	2.4884G	52.31	74.00	-21.69	3	Vertical	45	1.21
2440MHz	Pass	AV	2.388G	42.49	54.00	-11.51	3	Horizontal	313	1.00
2440MHz	Pass	AV	2.44G	103.92	Inf	-Inf	3	Horizontal	313	1.00
2440MHz	Pass	AV	2.492G	42.75	54.00	-11.25	3	Horizontal	313	1.00
2440MHz	Pass	PK	2.3876G	53.05	74.00	-20.95	3	Horizontal	313	1.00
2440MHz	Pass	PK	2.4396G	105.13	Inf	-Inf	3	Horizontal	313	1.00
2440MHz	Pass	PK	2.4884G	53.37	74.00	-20.63	3	Horizontal	313	1.00
2440MHz	Pass	AV	4.8803G	36.00	54.00	-18.00	3	Vertical	154	1.50
2440MHz	Pass	PK	4.8803G	47.57	74.00	-26.43	3	Vertical	154	1.50
2440MHz	Pass	AV	4.88024G	34.71	54.00	-19.29	3	Horizontal	256	2.26
2440MHz	Pass	PK	4.8806G	47.83	74.00	-26.17	3	Horizontal	256	2.26
2480MHz	Pass	AV	2.48G	97.12	Inf	-Inf	3	Vertical	39	1.94
2480MHz	Pass	AV	2.4836G	40.76	54.00	-13.24	3	Vertical	39	1.94
2480MHz	Pass	PK	2.4798G	98.34	Inf	-Inf	3	Vertical	39	1.94
2480MHz	Pass	PK	2.4844G	54.08	74.00	-19.92	3	Vertical	39	1.94
2480MHz	Pass	AV	2.48G	103.33	Inf	-Inf	3	Horizontal	321	2.46
2480MHz	Pass	AV	2.4836G	42.75	54.00	-11.25	3	Horizontal	321	2.46
2480MHz	Pass	PK	2.4798G	104.53	Inf	-Inf	3	Horizontal	321	2.46
2480MHz	Pass	PK	2.4836G	57.49	74.00	-16.51	3	Horizontal	321	2.46
2480MHz	Pass	AV	4.95968G	34.19	54.00	-19.81	3	Vertical	183	1.95
2480MHz	Pass	PK	4.96044G	46.53	74.00	-27.47	3	Vertical	183	1.95
2480MHz	Pass	AV	4.95952G	34.26	54.00	-19.74	3	Horizontal	4	2.44
2480MHz	Pass	PK	4.96072G	46.64	74.00	-27.36	3	Horizontal	4	2.44

**BT-LE(1Mbps)**

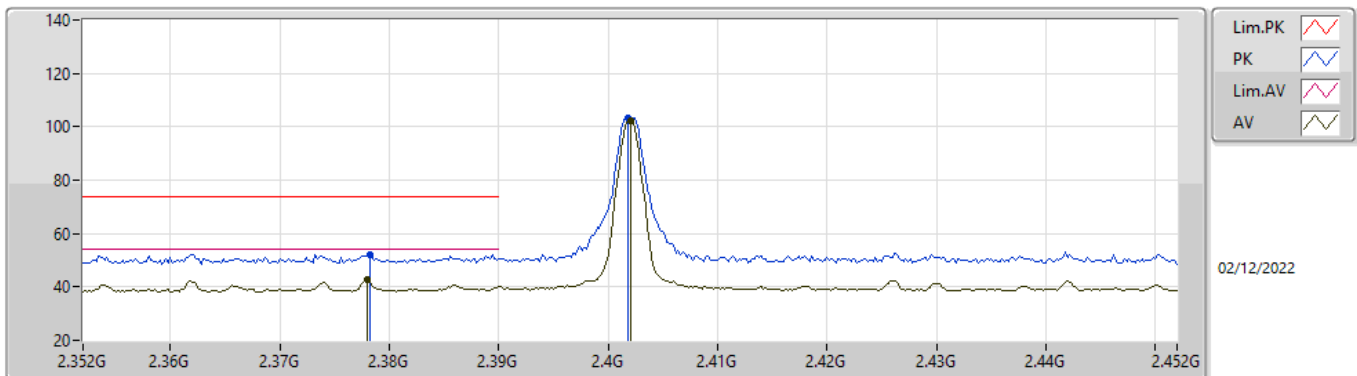
**2402MHz\_TX**



Type	Freq (Hz)	Level (dBuV/m)	Limit (dBuV/m)	Margin (dB)	Factor (dB)	Dist (m)	Condition	Azimuth (°)	Height (m)	Raw (dBuV)	AF (dB)	CL (dB)	PA (dB)
AV	2.378G	39.99	54.00	-14.01	1.49	3	Vertical	33	2.86	38.50	27.42	8.27	34.20
AV	2.402G	96.29	Inf	-Inf	1.69	3	Vertical	33	2.86	94.60	27.60	8.29	34.20
PK	2.3864G	51.86	74.00	-22.14	1.57	3	Vertical	33	2.86	50.29	27.49	8.28	34.20
PK	2.4018G	97.43	Inf	-Inf	1.69	3	Vertical	33	2.86	95.74	27.60	8.29	34.20

**BT-LE(1Mbps)**

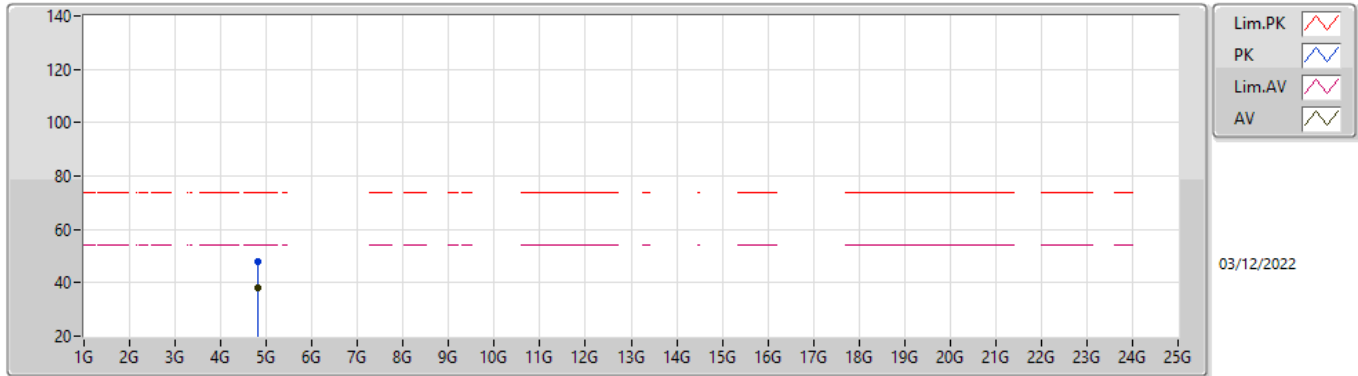
**2402MHz\_TX**



Type	Freq (Hz)	Level (dBuV/m)	Limit (dBuV/m)	Margin (dB)	Factor (dB)	Dist (m)	Condition	Azimuth (°)	Height (m)	Raw (dBuV)	AF (dB)	CL (dB)	PA (dB)
AV	2.378G	42.62	54.00	-11.38	1.49	3	Horizontal	310	2.59	41.13	27.42	8.27	34.20
AV	2.402G	102.24	Inf	-Inf	1.69	3	Horizontal	310	2.59	100.55	27.60	8.29	34.20
PK	2.3782G	52.29	74.00	-21.71	1.50	3	Horizontal	310	2.59	50.79	27.43	8.27	34.20
PK	2.4018G	103.35	Inf	-Inf	1.69	3	Horizontal	310	2.59	101.66	27.60	8.29	34.20

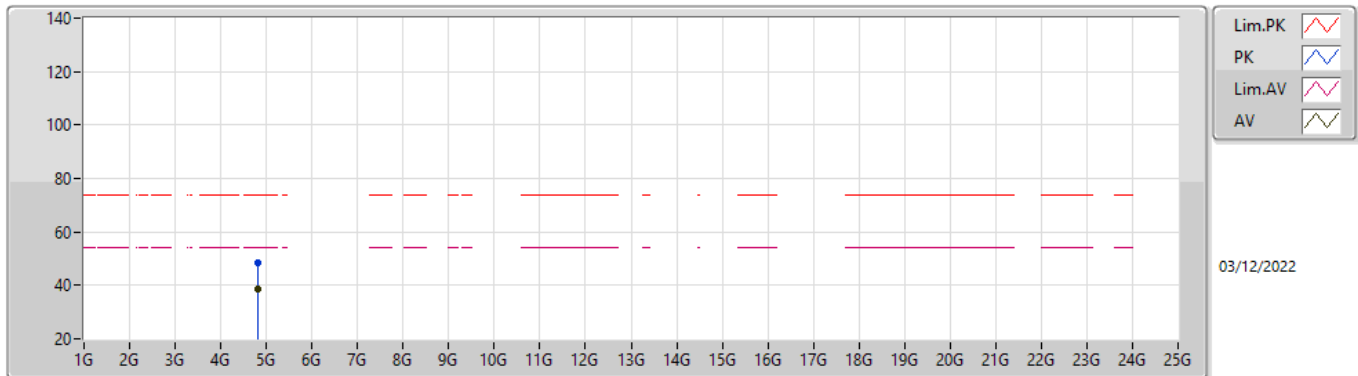


**BT-LE(1Mbps)**  
**2402MHz\_TX**



Type	Freq (Hz)	Level (dBuV/m)	Limit (dBuV/m)	Margin (dB)	Factor (dB)	Dist (m)	Condition	Azimuth (°)	Height (m)	Raw (dBuV)	AF (dB)	CL (dB)	PA (dB)
AV	4.80376G	37.85	54.00	-16.15	7.70	3	Vertical	160	1.22	30.15	32.22	9.67	34.19
PK	4.80478G	48.14	74.00	-25.86	7.71	3	Vertical	160	1.22	40.43	32.23	9.67	34.19

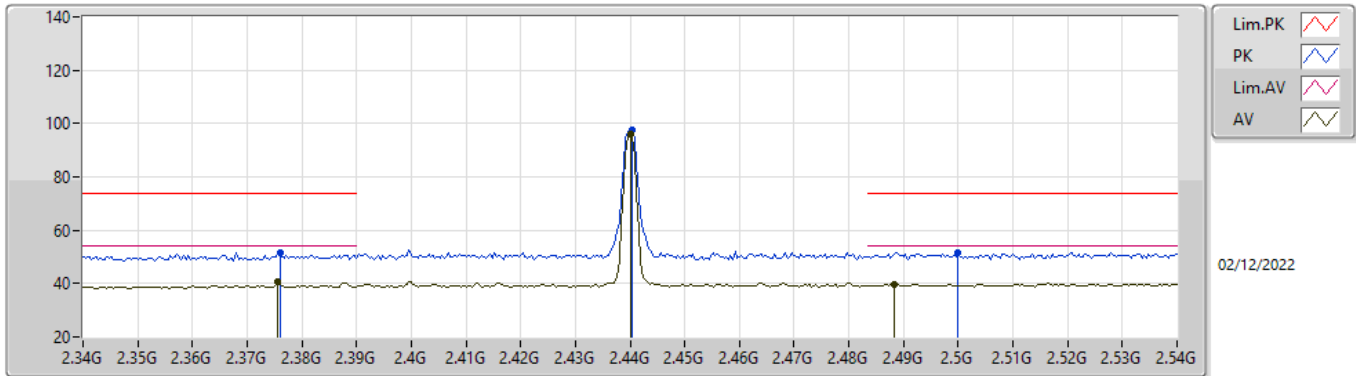
**BT-LE(1Mbps)**  
**2402MHz\_TX**



Type	Freq (Hz)	Level (dBuV/m)	Limit (dBuV/m)	Margin (dB)	Factor (dB)	Dist (m)	Condition	Azimuth (°)	Height (m)	Raw (dBuV)	AF (dB)	CL (dB)	PA (dB)
AV	4.80382G	38.50	54.00	-15.50	7.70	3	Horizontal	305	1.90	30.80	32.22	9.67	34.19
PK	4.80436G	48.63	74.00	-25.37	7.71	3	Horizontal	305	1.90	40.92	32.23	9.67	34.19

**BT-LE(1Mbps)**

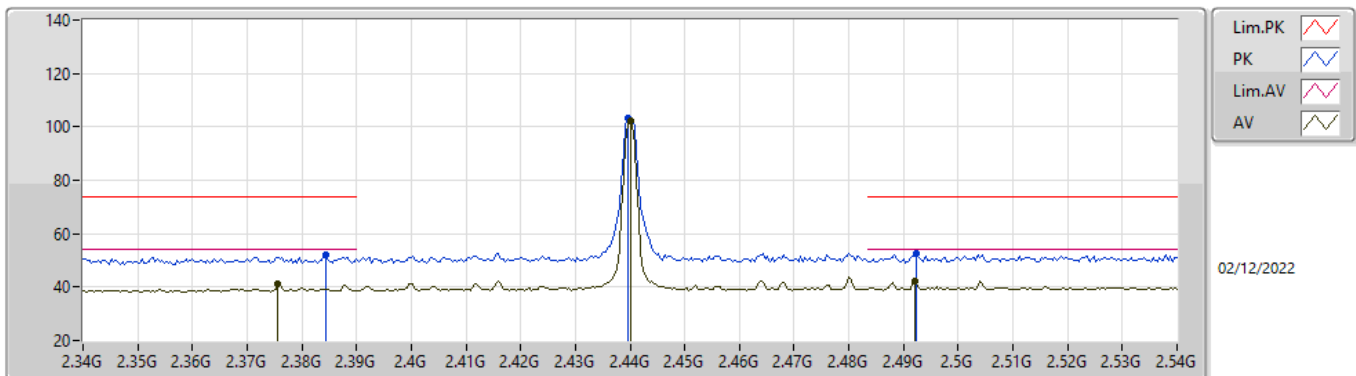
**2440MHz\_TX**



Type	Freq (Hz)	Level (dBuV/m)	Limit (dBuV/m)	Margin (dB)	Factor (dB)	Dist (m)	Condition	Azimuth (°)	Height (m)	Raw (dBuV)	AF (dB)	CL (dB)	PA (dB)
AV	2.3756G	40.51	54.00	-13.49	1.47	3	Vertical	37	1.14	39.04	27.40	8.27	34.20
AV	2.44G	96.20	Inf	-Inf	1.79	3	Vertical	37	1.14	94.41	27.68	8.32	34.21
AV	2.4884G	39.85	54.00	-14.15	1.98	3	Vertical	37	1.14	37.87	27.85	8.35	34.22
PK	2.376G	51.63	74.00	-22.37	1.48	3	Vertical	37	1.14	50.15	27.41	8.27	34.20
PK	2.4404G	97.33	Inf	-Inf	1.79	3	Vertical	37	1.14	95.54	27.68	8.32	34.21
PK	2.5G	51.73	74.00	-22.27	2.04	3	Vertical	37	1.14	49.69	27.90	8.36	34.22

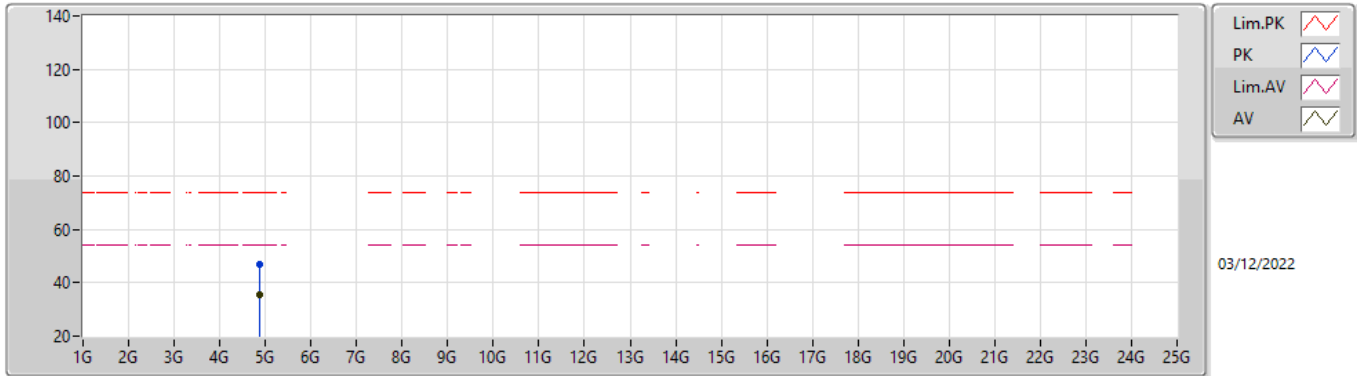
**BT-LE(1Mbps)**

**2440MHz\_TX**



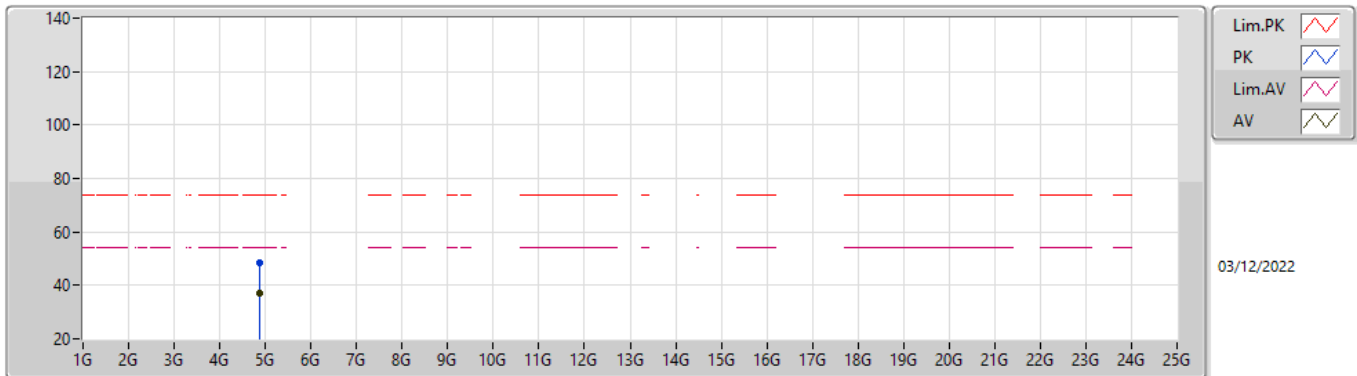
Type	Freq (Hz)	Level (dBuV/m)	Limit (dBuV/m)	Margin (dB)	Factor (dB)	Dist (m)	Condition	Azimuth (°)	Height (m)	Raw (dBuV)	AF (dB)	CL (dB)	PA (dB)
AV	2.3756G	41.13	54.00	-12.87	1.47	3	Horizontal	326	1.00	39.66	27.40	8.27	34.20
AV	2.44G	102.11	Inf	-Inf	1.79	3	Horizontal	326	1.00	100.32	27.68	8.32	34.21
AV	2.492G	42.28	54.00	-11.72	2.00	3	Horizontal	326	1.00	40.28	27.87	8.35	34.22
PK	2.3844G	52.03	74.00	-21.97	1.56	3	Horizontal	326	1.00	50.47	27.48	8.28	34.20
PK	2.4396G	103.23	Inf	-Inf	1.79	3	Horizontal	326	1.00	101.44	27.68	8.32	34.21
PK	2.4924G	52.40	74.00	-21.60	2.00	3	Horizontal	326	1.00	50.40	27.87	8.35	34.22

**BT-LE(1Mbps)**  
**2440MHz\_TX**



Type	Freq (Hz)	Level (dBuV/m)	Limit (dBuV/m)	Margin (dB)	Factor (dB)	Dist (m)	Condition	Azimuth (°)	Height (m)	Raw (dBuV)	AF (dB)	CL (dB)	PA (dB)
AV	4.87994G	35.64	54.00	-18.36	8.16	3	Vertical	184	2.04	27.48	32.62	9.70	34.16
PK	4.8803G	47.07	74.00	-26.93	8.16	3	Vertical	184	2.04	38.91	32.62	9.70	34.16

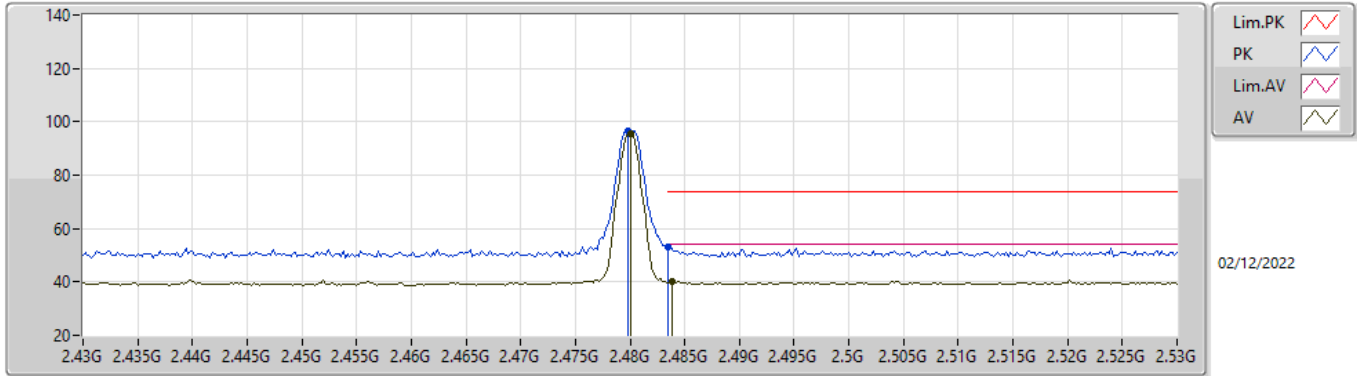
**BT-LE(1Mbps)**  
**2440MHz\_TX**



Type	Freq (Hz)	Level (dBuV/m)	Limit (dBuV/m)	Margin (dB)	Factor (dB)	Dist (m)	Condition	Azimuth (°)	Height (m)	Raw (dBuV)	AF (dB)	CL (dB)	PA (dB)
AV	4.87988G	36.92	54.00	-17.08	8.16	3	Horizontal	338	2.14	28.76	32.62	9.70	34.16
PK	4.87976G	48.48	74.00	-25.52	8.16	3	Horizontal	338	2.14	40.32	32.62	9.70	34.16

### BT-LE(1Mbps)

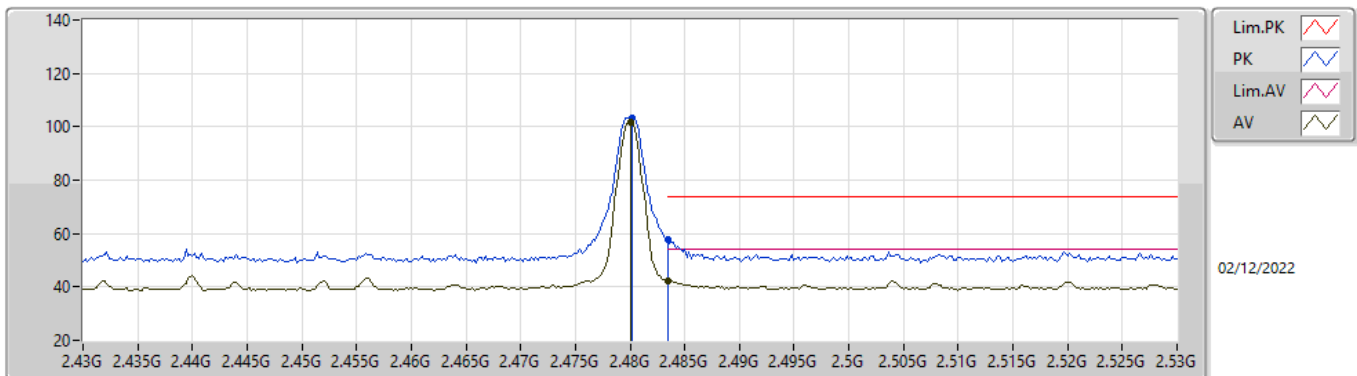
### 2480MHz\_TX



Type	Freq (Hz)	Level (dBuV/m)	Limit (dBuV/m)	Margin (dB)	Factor (dB)	Dist (m)	Condition	Azimuth (°)	Height (m)	Raw (dBuV)	AF (dB)	CL (dB)	PA (dB)
AV	2.48G	95.64	Inf	-Inf	1.94	3	Vertical	30	1.50	93.70	27.82	8.34	34.22
AV	2.4838G	40.07	54.00	-13.93	1.96	3	Vertical	30	1.50	38.11	27.84	8.34	34.22
PK	2.4798G	96.74	Inf	-Inf	1.94	3	Vertical	30	1.50	94.80	27.82	8.34	34.22
PK	2.4835G	53.22	74.00	-20.78	1.95	3	Vertical	30	1.50	51.27	27.83	8.34	34.22

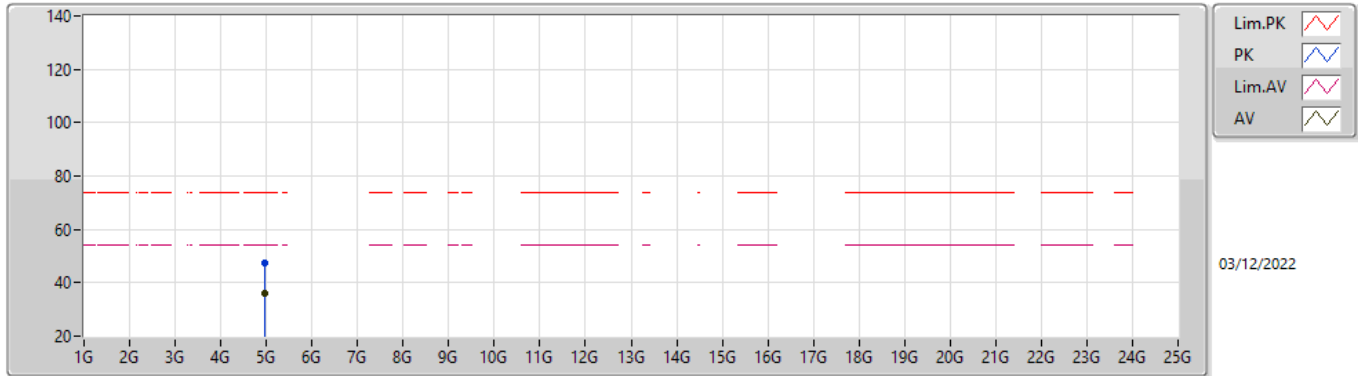
### BT-LE(1Mbps)

### 2480MHz\_TX



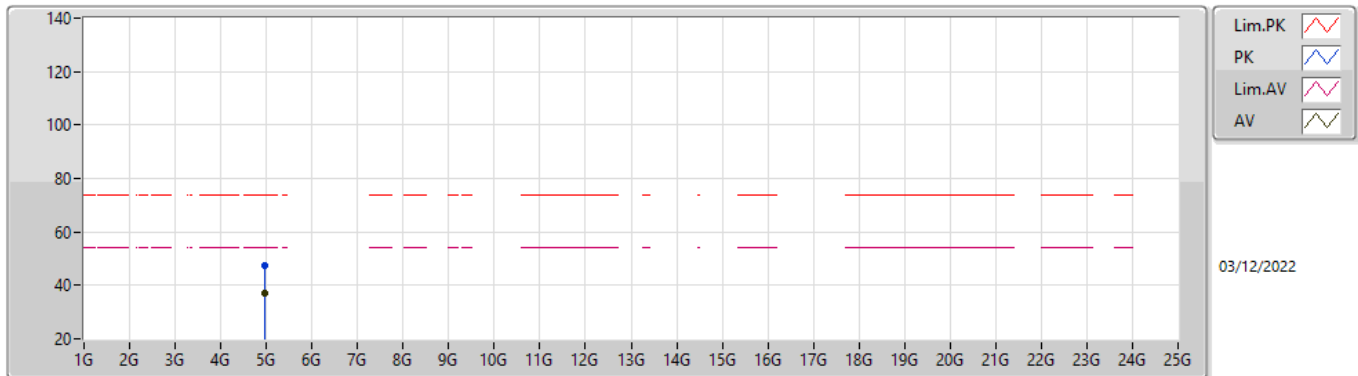
Type	Freq (Hz)	Level (dBuV/m)	Limit (dBuV/m)	Margin (dB)	Factor (dB)	Dist (m)	Condition	Azimuth (°)	Height (m)	Raw (dBuV)	AF (dB)	CL (dB)	PA (dB)
AV	2.48G	101.98	Inf	-Inf	1.94	3	Horizontal	324	1.19	100.04	27.82	8.34	34.22
AV	2.4835G	42.48	54.00	-11.52	1.95	3	Horizontal	324	1.19	40.53	27.83	8.34	34.22
PK	2.4802G	103.10	Inf	-Inf	1.94	3	Horizontal	324	1.19	101.16	27.82	8.34	34.22
PK	2.4835G	57.80	74.00	-16.20	1.95	3	Horizontal	324	1.19	55.85	27.83	8.34	34.22

**BT-LE(1Mbps)**  
**2480MHz\_TX**



Type	Freq (Hz)	Level (dBuV/m)	Limit (dBuV/m)	Margin (dB)	Factor (dB)	Dist (m)	Condition	Azimuth (°)	Height (m)	Raw (dBuV)	AF (dB)	CL (dB)	PA (dB)
AV	4.95988G	36.20	54.00	-17.80	8.64	3	Vertical	325	1.66	27.56	33.04	9.73	34.13
PK	4.95982G	47.39	74.00	-26.61	8.64	3	Vertical	325	1.66	38.75	33.04	9.73	34.13

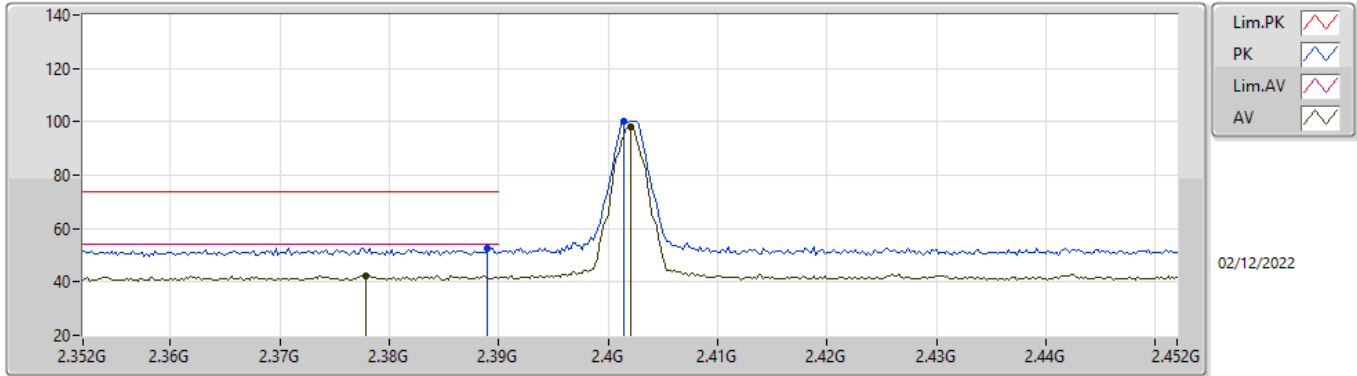
**BT-LE(1Mbps)**  
**2480MHz\_TX**



Type	Freq (Hz)	Level (dBuV/m)	Limit (dBuV/m)	Margin (dB)	Factor (dB)	Dist (m)	Condition	Azimuth (°)	Height (m)	Raw (dBuV)	AF (dB)	CL (dB)	PA (dB)
AV	4.95964G	37.31	54.00	-16.69	8.64	3	Horizontal	307	2.14	28.67	33.04	9.73	34.13
PK	4.96012G	47.41	74.00	-26.59	8.64	3	Horizontal	307	2.14	38.77	33.04	9.73	34.13

**BT-LE(2Mbps)**

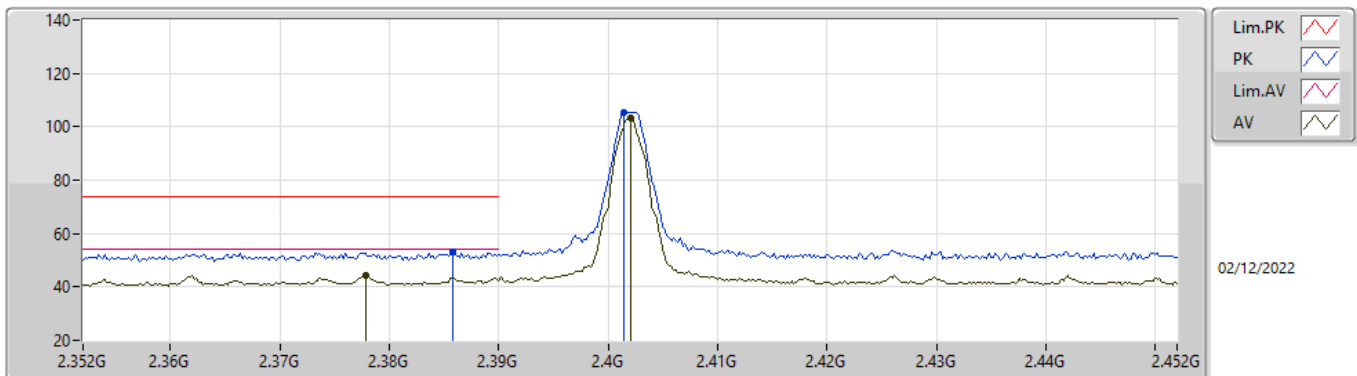
**2402MHz\_TX**



Type	Freq (Hz)	Level (dBuV/m)	Limit (dBuV/m)	Margin (dB)	Factor (dB)	Dist (m)	Condition	Azimuth (°)	Height (m)	Raw (dBuV)	AF (dB)	CL (dB)	PA (dB)
AV	2.3778G	42.44	54.00	-11.56	1.49	3	Vertical	37	1.85	40.95	27.42	8.27	34.20
AV	2.402G	98.03	Inf	-Inf	1.69	3	Vertical	37	1.85	96.34	27.60	8.29	34.20
PK	2.389G	52.75	74.00	-21.25	1.59	3	Vertical	37	1.85	51.16	27.51	8.28	34.20
PK	2.4014G	100.29	Inf	-Inf	1.69	3	Vertical	37	1.85	98.60	27.60	8.29	34.20

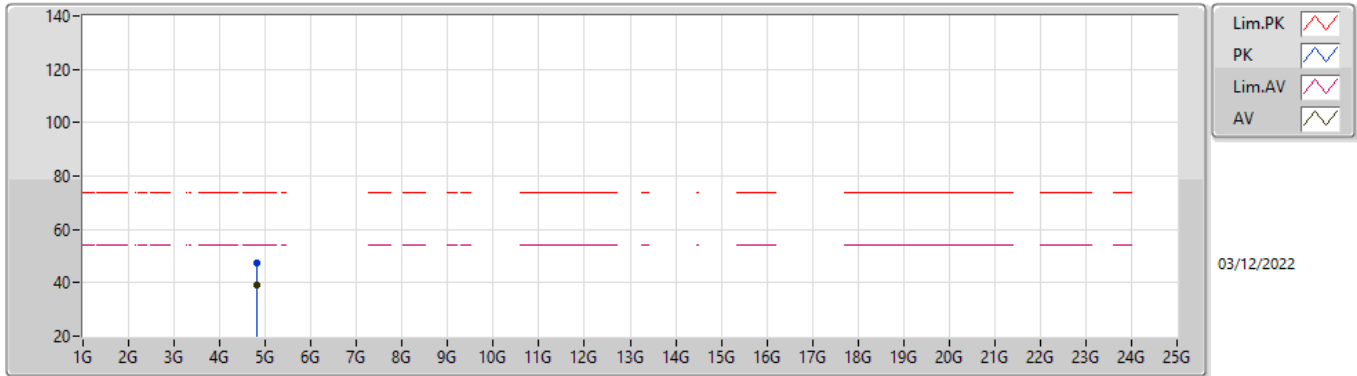
**BT-LE(2Mbps)**

**2402MHz\_TX**



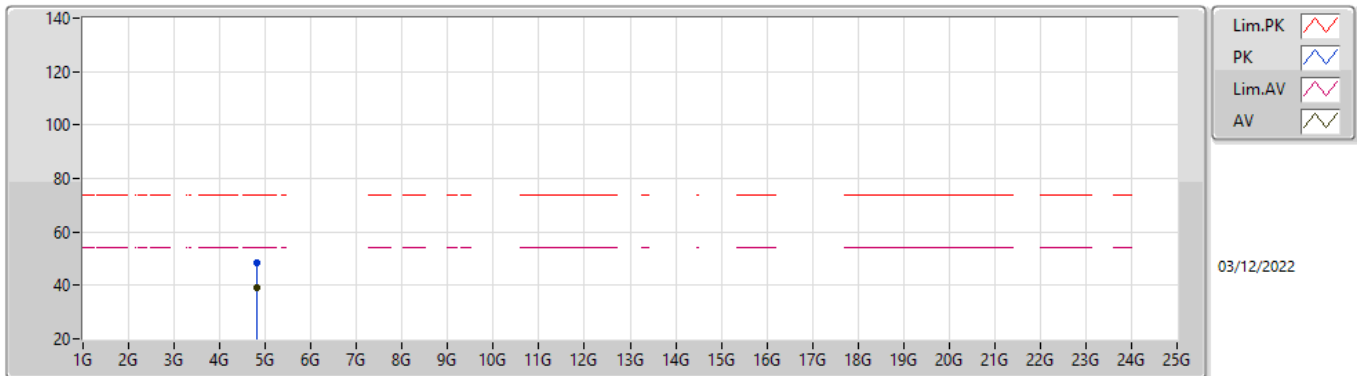
Type	Freq (Hz)	Level (dBuV/m)	Limit (dBuV/m)	Margin (dB)	Factor (dB)	Dist (m)	Condition	Azimuth (°)	Height (m)	Raw (dBuV)	AF (dB)	CL (dB)	PA (dB)
AV	2.3778G	44.31	54.00	-9.69	1.49	3	Horizontal	323	2.62	42.82	27.42	8.27	34.20
AV	2.402G	103.09	Inf	-Inf	1.69	3	Horizontal	323	2.62	101.40	27.60	8.29	34.20
PK	2.3858G	52.95	74.00	-21.05	1.57	3	Horizontal	323	2.62	51.38	27.49	8.28	34.20
PK	2.4014G	105.32	Inf	-Inf	1.69	3	Horizontal	323	2.62	103.63	27.60	8.29	34.20

**BT-LE(2Mbps)**  
**2402MHz\_TX**



Type	Freq (Hz)	Level (dBuV/m)	Limit (dBuV/m)	Margin (dB)	Factor (dB)	Dist (m)	Condition	Azimuth (°)	Height (m)	Raw (dBuV)	AF (dB)	CL (dB)	PA (dB)
AV	4.80406G	39.06	54.00	-14.94	7.70	3	Vertical	159	1.28	31.36	32.22	9.67	34.19
PK	4.80304G	47.59	74.00	-26.41	7.70	3	Vertical	159	1.28	39.89	32.22	9.67	34.19

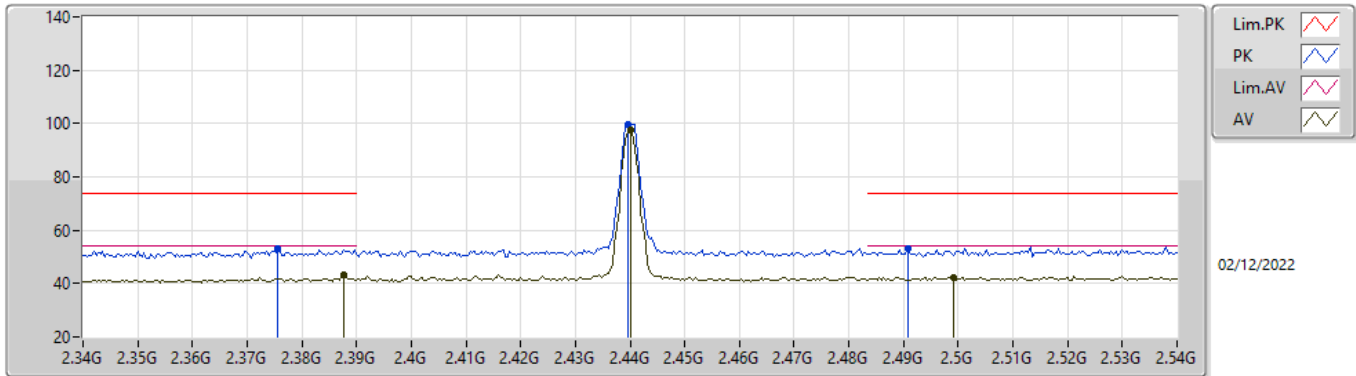
**BT-LE(2Mbps)**  
**2402MHz\_TX**



Type	Freq (Hz)	Level (dBuV/m)	Limit (dBuV/m)	Margin (dB)	Factor (dB)	Dist (m)	Condition	Azimuth (°)	Height (m)	Raw (dBuV)	AF (dB)	CL (dB)	PA (dB)
AV	4.80412G	39.24	54.00	-14.76	7.70	3	Horizontal	303	1.98	31.54	32.22	9.67	34.19
PK	4.804G	48.26	74.00	-25.74	7.70	3	Horizontal	303	1.98	40.56	32.22	9.67	34.19

**BT-LE(2Mbps)**

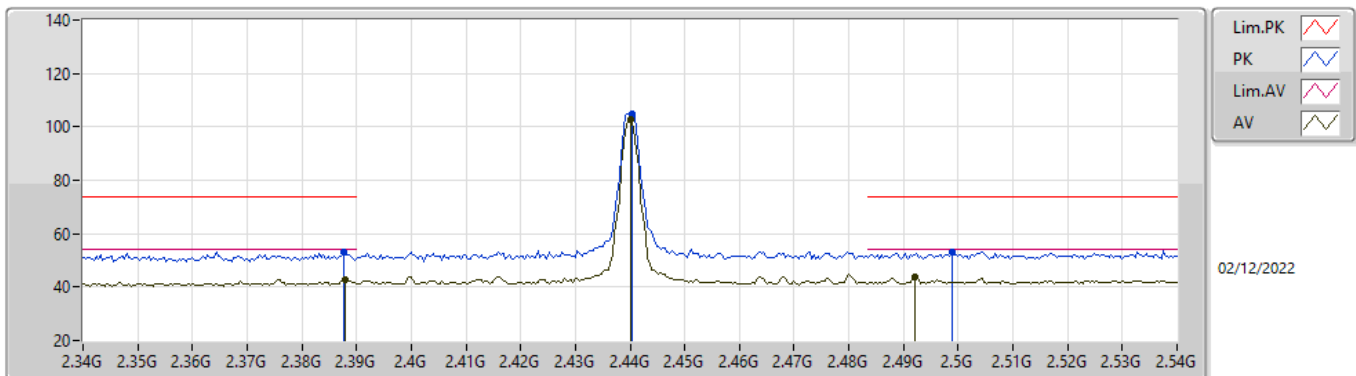
**2440MHz\_TX**



Type	Freq (Hz)	Level (dBuV/m)	Limit (dBuV/m)	Margin (dB)	Factor (dB)	Dist (m)	Condition	Azimuth (°)	Height (m)	Raw (dBuV)	AF (dB)	CL (dB)	PA (dB)
AV	2.3876G	43.43	54.00	-10.57	1.58	3	Vertical	43	1.23	41.85	27.50	8.28	34.20
AV	2.44G	97.52	Inf	-Inf	1.79	3	Vertical	43	1.23	95.73	27.68	8.32	34.21
AV	2.4992G	42.33	54.00	-11.67	2.03	3	Vertical	43	1.23	40.30	27.90	8.35	34.22
PK	2.3756G	52.88	74.00	-21.12	1.47	3	Vertical	43	1.23	51.41	27.40	8.27	34.20
PK	2.4396G	99.89	Inf	-Inf	1.79	3	Vertical	43	1.23	98.10	27.68	8.32	34.21
PK	2.4908G	53.17	74.00	-20.83	1.99	3	Vertical	43	1.23	51.18	27.86	8.35	34.22

**BT-LE(2Mbps)**

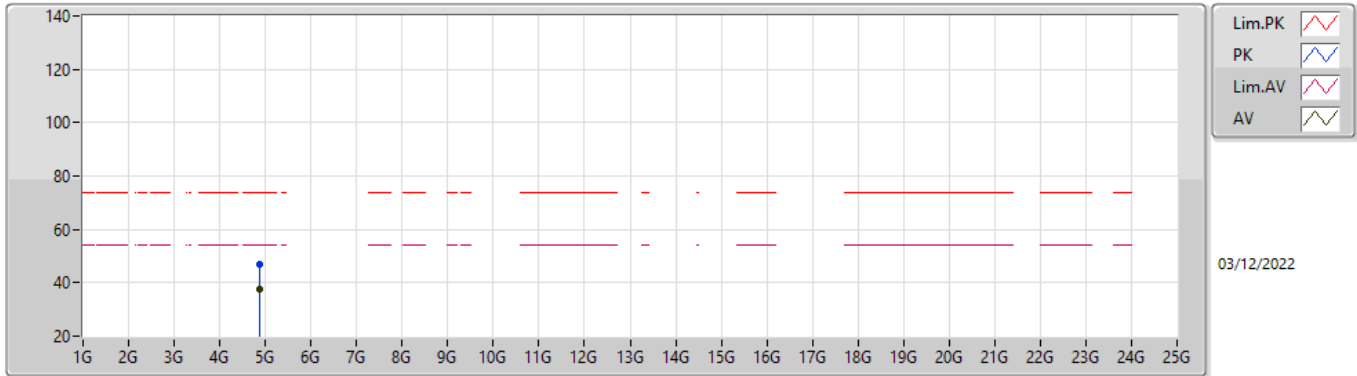
**2440MHz\_TX**



Type	Freq (Hz)	Level (dBuV/m)	Limit (dBuV/m)	Margin (dB)	Factor (dB)	Dist (m)	Condition	Azimuth (°)	Height (m)	Raw (dBuV)	AF (dB)	CL (dB)	PA (dB)
AV	2.388G	42.88	54.00	-11.12	1.58	3	Horizontal	318	1.00	41.30	27.50	8.28	34.20
AV	2.44G	102.53	Inf	-Inf	1.79	3	Horizontal	318	1.00	100.74	27.68	8.32	34.21
AV	2.492G	44.00	54.00	-10.00	2.00	3	Horizontal	318	1.00	42.00	27.87	8.35	34.22
PK	2.3876G	52.94	74.00	-21.06	1.58	3	Horizontal	318	1.00	51.36	27.50	8.28	34.20
PK	2.4404G	104.84	Inf	-Inf	1.79	3	Horizontal	318	1.00	103.05	27.68	8.32	34.21
PK	2.4988G	53.11	74.00	-20.89	2.03	3	Horizontal	318	1.00	51.08	27.90	8.35	34.22

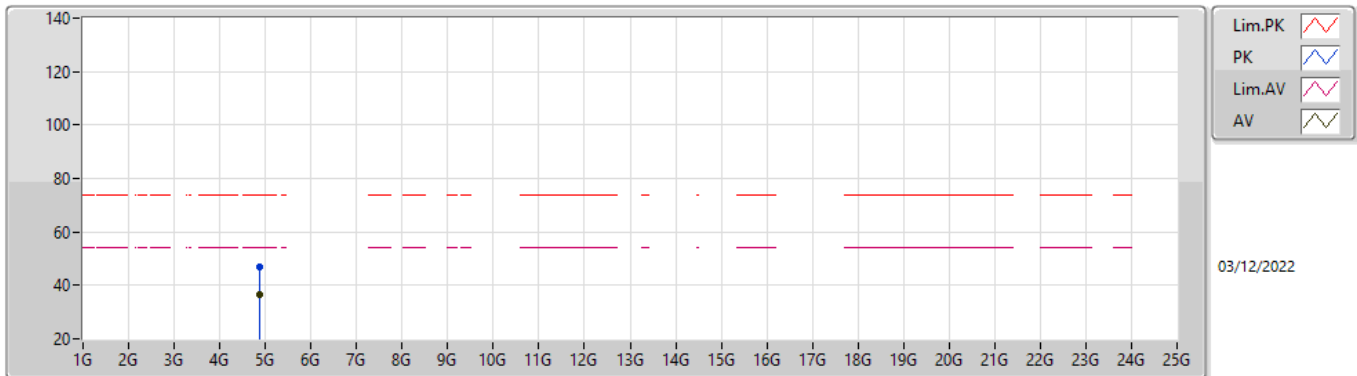


**BT-LE(2Mbps)**  
**2440MHz\_TX**



Type	Freq (Hz)	Level (dBuV/m)	Limit (dBuV/m)	Margin (dB)	Factor (dB)	Dist (m)	Condition	Azimuth (°)	Height (m)	Raw (dBuV)	AF (dB)	CL (dB)	PA (dB)
AV	4.87994G	37.70	54.00	-16.30	8.16	3	Vertical	155	1.48	29.54	32.62	9.70	34.16
PK	4.88138G	46.96	74.00	-27.04	8.17	3	Vertical	155	1.48	38.79	32.63	9.70	34.16

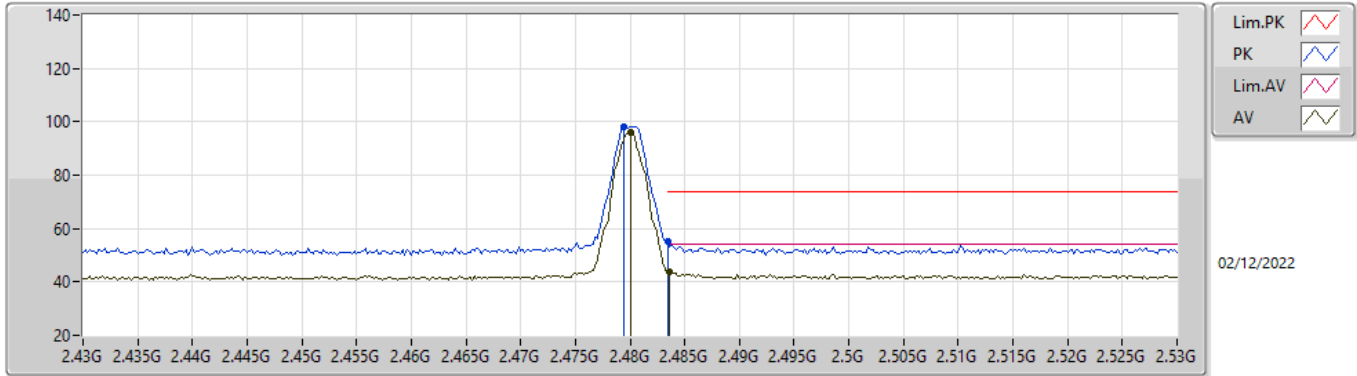
**BT-LE(2Mbps)**  
**2440MHz\_TX**



Type	Freq (Hz)	Level (dBuV/m)	Limit (dBuV/m)	Margin (dB)	Factor (dB)	Dist (m)	Condition	Azimuth (°)	Height (m)	Raw (dBuV)	AF (dB)	CL (dB)	PA (dB)
AV	4.87904G	36.65	54.00	-17.35	8.16	3	Horizontal	262	1.83	28.49	32.62	9.70	34.16
PK	4.87682G	46.72	74.00	-27.28	8.15	3	Horizontal	262	1.83	38.57	32.61	9.70	34.16

**BT-LE(2Mbps)**

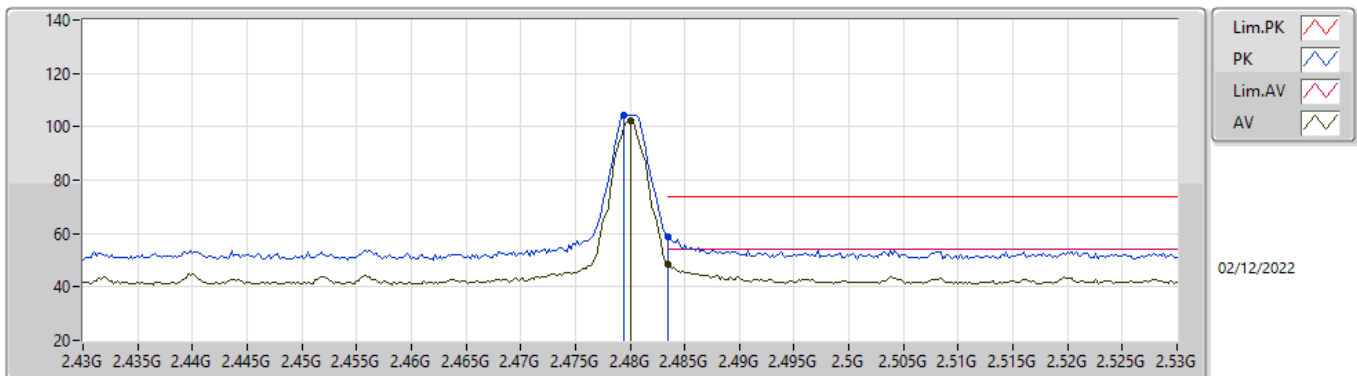
**2480MHz\_TX**



Type	Freq (Hz)	Level (dBuV/m)	Limit (dBuV/m)	Margin (dB)	Factor (dB)	Dist (m)	Condition	Azimuth (°)	Height (m)	Raw (dBuV)	AF (dB)	CL (dB)	PA (dB)
AV	2.48G	95.80	Inf	-Inf	1.94	3	Vertical	40	1.94	93.86	27.82	8.34	34.22
AV	2.4836G	43.69	54.00	-10.31	1.95	3	Vertical	40	1.94	41.74	27.83	8.34	34.22
PK	2.4794G	98.11	Inf	-Inf	1.94	3	Vertical	40	1.94	96.17	27.82	8.34	34.22
PK	2.4835G	55.03	74.00	-18.97	1.95	3	Vertical	40	1.94	53.08	27.83	8.34	34.22

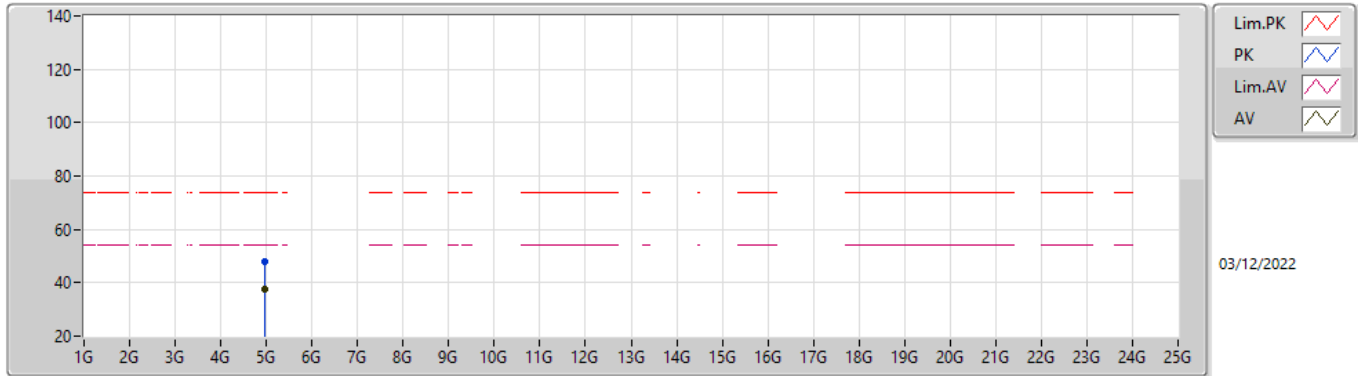
**BT-LE(2Mbps)**

**2480MHz\_TX**



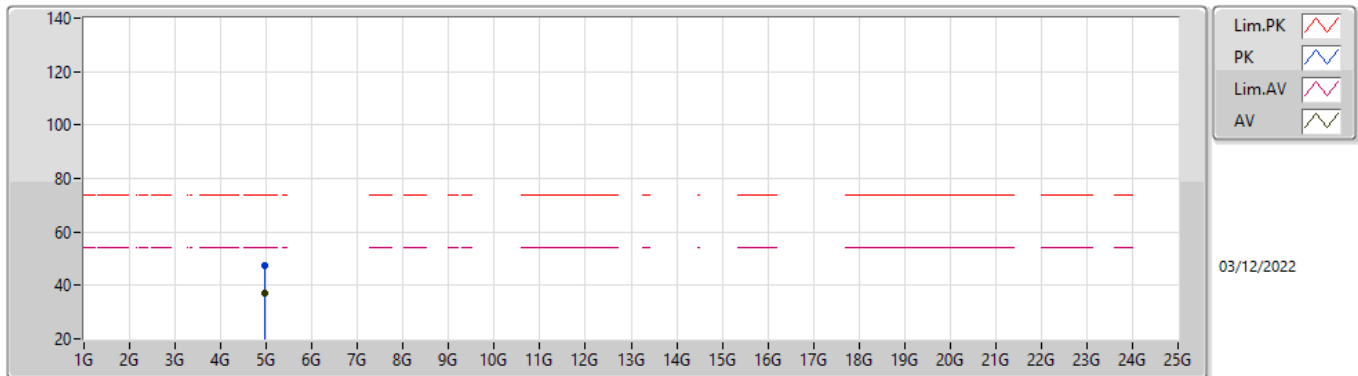
Type	Freq (Hz)	Level (dBuV/m)	Limit (dBuV/m)	Margin (dB)	Factor (dB)	Dist (m)	Condition	Azimuth (°)	Height (m)	Raw (dBuV)	AF (dB)	CL (dB)	PA (dB)
AV	2.48G	102.24	Inf	-Inf	1.94	3	Horizontal	321	2.47	100.30	27.82	8.34	34.22
AV	2.4835G	48.54	54.00	-5.46	1.95	3	Horizontal	321	2.47	46.59	27.83	8.34	34.22
PK	2.4794G	104.54	Inf	-Inf	1.94	3	Horizontal	321	2.47	102.60	27.82	8.34	34.22
PK	2.4835G	58.82	74.00	-15.18	1.95	3	Horizontal	321	2.47	56.87	27.83	8.34	34.22

**BT-LE(2Mbps)**  
**2480MHz\_TX**



Type	Freq (Hz)	Level (dBuV/m)	Limit (dBuV/m)	Margin (dB)	Factor (dB)	Dist (m)	Condition	Azimuth (°)	Height (m)	Raw (dBuV)	AF (dB)	CL (dB)	PA (dB)
AV	4.95988G	37.68	54.00	-16.32	8.64	3	Vertical	323	1.69	29.04	33.04	9.73	34.13
PK	4.95994G	48.18	74.00	-25.82	8.64	3	Vertical	323	1.69	39.54	33.04	9.73	34.13

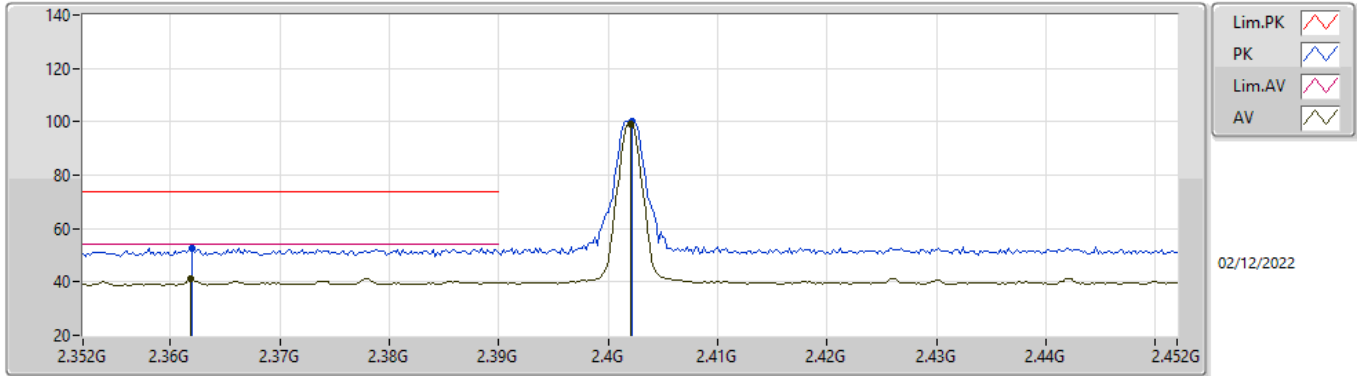
**BT-LE(2Mbps)**  
**2480MHz\_TX**



Type	Freq (Hz)	Level (dBuV/m)	Limit (dBuV/m)	Margin (dB)	Factor (dB)	Dist (m)	Condition	Azimuth (°)	Height (m)	Raw (dBuV)	AF (dB)	CL (dB)	PA (dB)
AV	4.95988G	36.97	54.00	-17.03	8.64	3	Horizontal	215	1.51	28.33	33.04	9.73	34.13
PK	4.95262G	47.55	74.00	-26.45	8.60	3	Horizontal	215	1.51	38.95	33.01	9.73	34.14

**BT-LE(500kbps)**

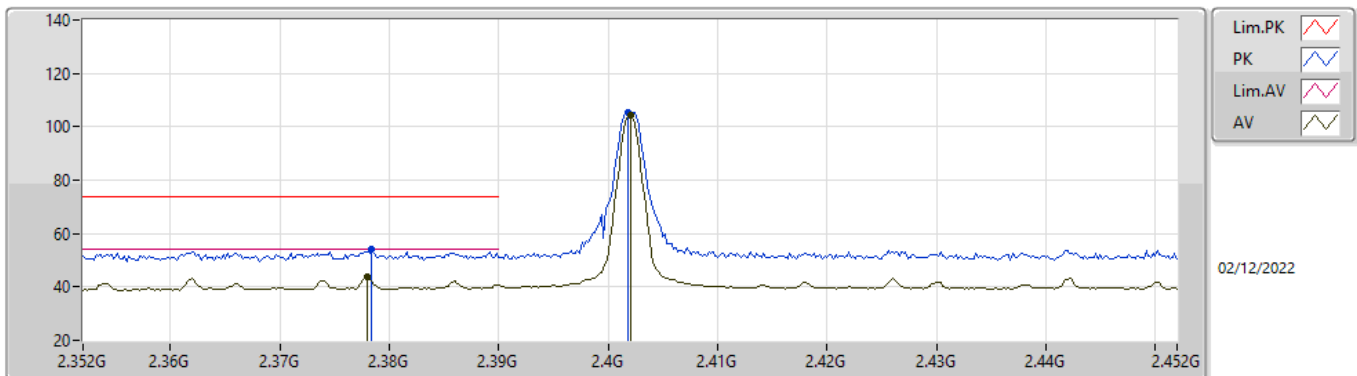
**2402MHz\_TX**



Type	Freq (Hz)	Level (dBuV/m)	Limit (dBuV/m)	Margin (dB)	Factor (dB)	Dist (m)	Condition	Azimuth (°)	Height (m)	Raw (dBuV)	AF (dB)	CL (dB)	PA (dB)
AV	2.3618G	41.40	54.00	-12.60	1.36	3	Vertical	47	1.22	40.04	27.29	8.26	34.19
AV	2.402G	99.23	Inf	-Inf	1.69	3	Vertical	47	1.22	97.54	27.60	8.29	34.20
PK	2.362G	52.63	74.00	-21.37	1.37	3	Vertical	47	1.22	51.26	27.30	8.26	34.19
PK	2.4022G	100.41	Inf	-Inf	1.69	3	Vertical	47	1.22	98.72	27.60	8.29	34.20

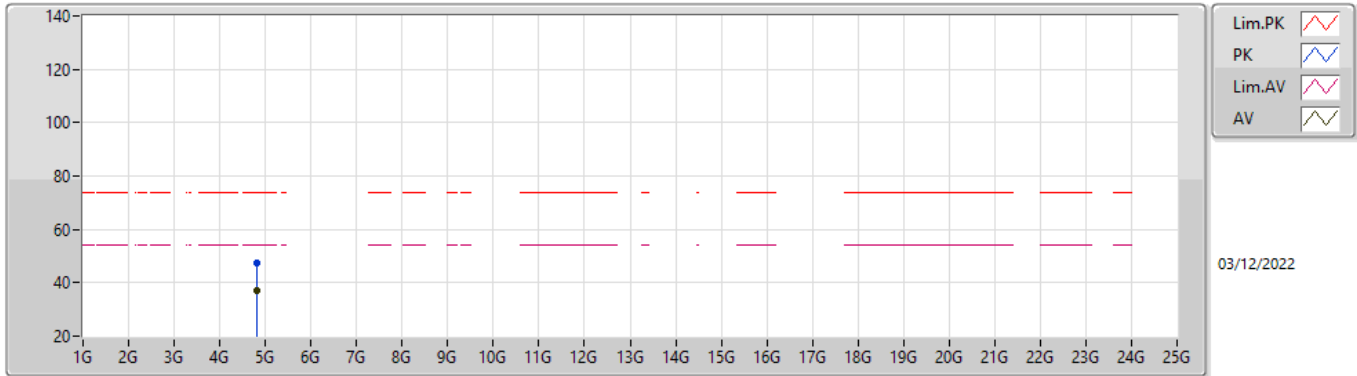
**BT-LE(500kbps)**

**2402MHz\_TX**



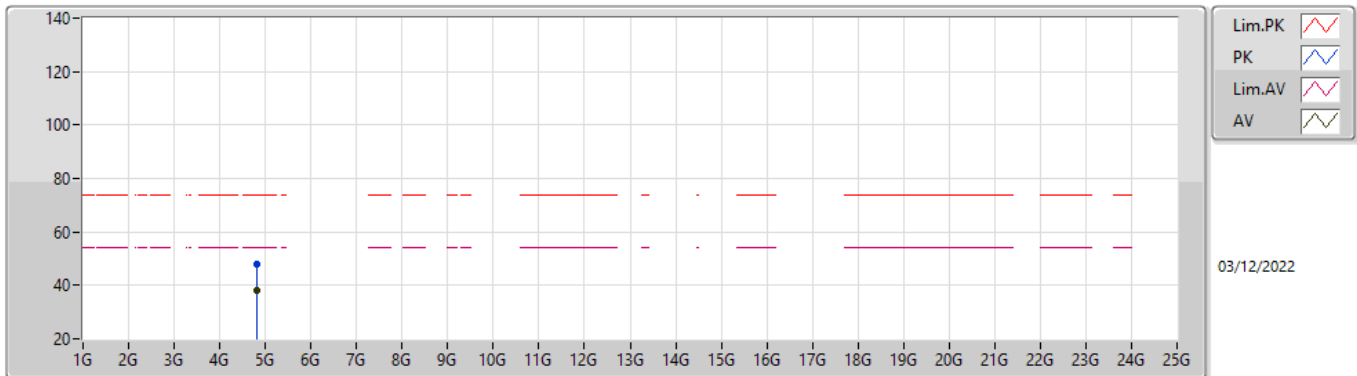
Type	Freq (Hz)	Level (dBuV/m)	Limit (dBuV/m)	Margin (dB)	Factor (dB)	Dist (m)	Condition	Azimuth (°)	Height (m)	Raw (dBuV)	AF (dB)	CL (dB)	PA (dB)
AV	2.378G	43.58	54.00	-10.42	1.49	3	Horizontal	323	2.62	42.09	27.42	8.27	34.20
AV	2.402G	104.13	Inf	-Inf	1.69	3	Horizontal	323	2.62	102.44	27.60	8.29	34.20
PK	2.3784G	53.98	74.00	-20.02	1.50	3	Horizontal	323	2.62	52.48	27.43	8.27	34.20
PK	2.4018G	105.25	Inf	-Inf	1.69	3	Horizontal	323	2.62	103.56	27.60	8.29	34.20

**BT-LE(500kbps)**  
**2402MHz\_TX**



Type	Freq (Hz)	Level (dBuV/m)	Limit (dBuV/m)	Margin (dB)	Factor (dB)	Dist (m)	Condition	Azimuth (°)	Height (m)	Raw (dBuV)	AF (dB)	CL (dB)	PA (dB)
AV	4.804G	37.15	54.00	-16.85	7.70	3	Vertical	155	1.30	29.45	32.22	9.67	34.19
PK	4.80388G	47.32	74.00	-26.68	7.70	3	Vertical	155	1.30	39.62	32.22	9.67	34.19

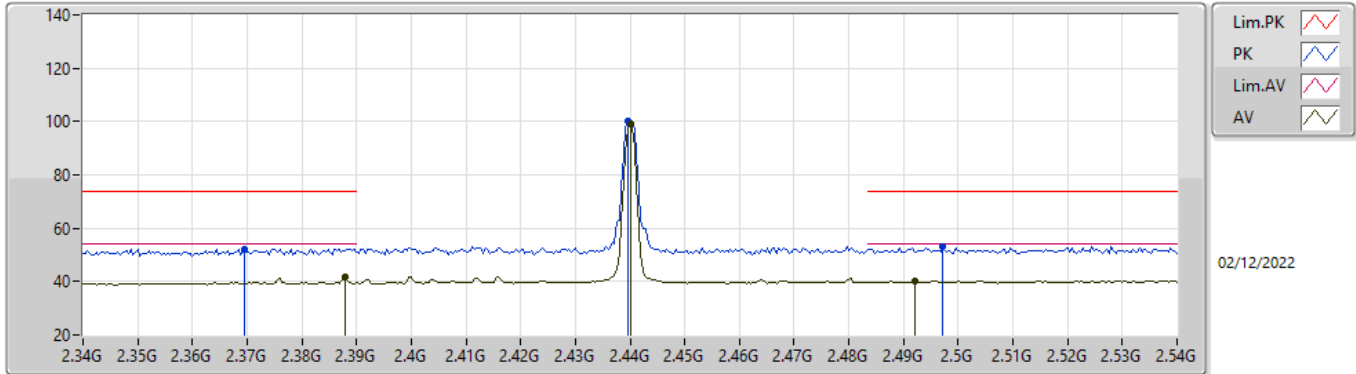
**BT-LE(500kbps)**  
**2402MHz\_TX**



Type	Freq (Hz)	Level (dBuV/m)	Limit (dBuV/m)	Margin (dB)	Factor (dB)	Dist (m)	Condition	Azimuth (°)	Height (m)	Raw (dBuV)	AF (dB)	CL (dB)	PA (dB)
AV	4.80382G	37.86	54.00	-16.14	7.70	3	Horizontal	307	1.93	30.16	32.22	9.67	34.19
PK	4.80436G	47.97	74.00	-26.03	7.71	3	Horizontal	307	1.93	40.26	32.23	9.67	34.19

**BT-LE(500kbps)**

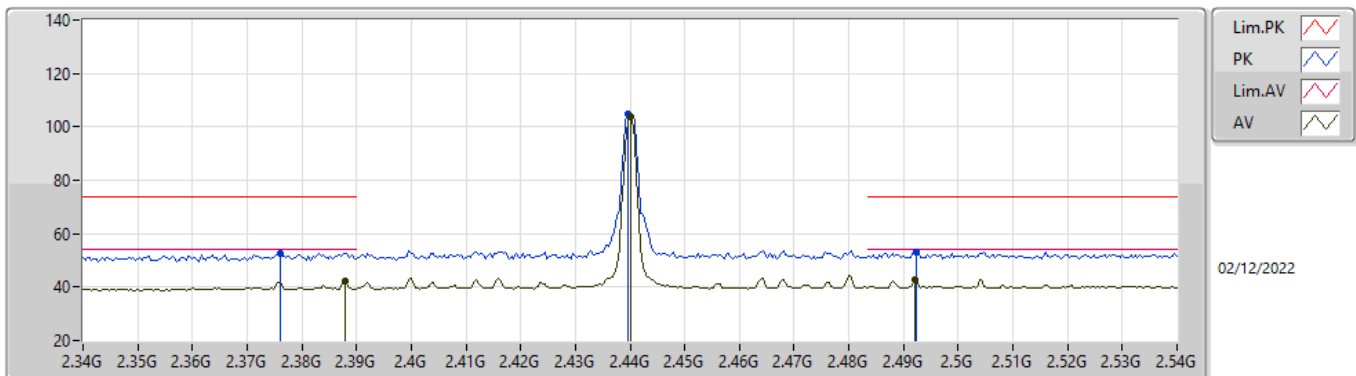
**2440MHz\_TX**



Type	Freq (Hz)	Level (dBuV/m)	Limit (dBuV/m)	Margin (dB)	Factor (dB)	Dist (m)	Condition	Azimuth (°)	Height (m)	Raw (dBuV)	AF (dB)	CL (dB)	PA (dB)
AV	2.388G	41.59	54.00	-12.41	1.58	3	Vertical	44	1.21	40.01	27.50	8.28	34.20
AV	2.44G	98.91	Inf	-Inf	1.79	3	Vertical	44	1.21	97.12	27.68	8.32	34.21
AV	2.492G	40.43	54.00	-13.57	2.00	3	Vertical	44	1.21	38.43	27.87	8.35	34.22
PK	2.3696G	52.27	74.00	-21.73	1.44	3	Vertical	44	1.21	50.83	27.36	8.27	34.19
PK	2.4396G	100.06	Inf	-Inf	1.79	3	Vertical	44	1.21	98.27	27.68	8.32	34.21
PK	2.4972G	53.08	74.00	-20.92	2.02	3	Vertical	44	1.21	51.06	27.89	8.35	34.22

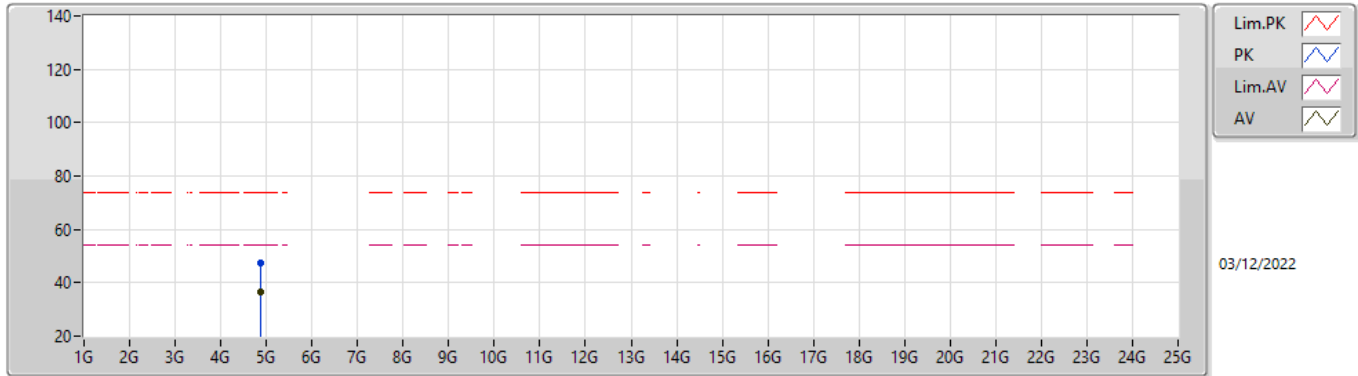
**BT-LE(500kbps)**

**2440MHz\_TX**



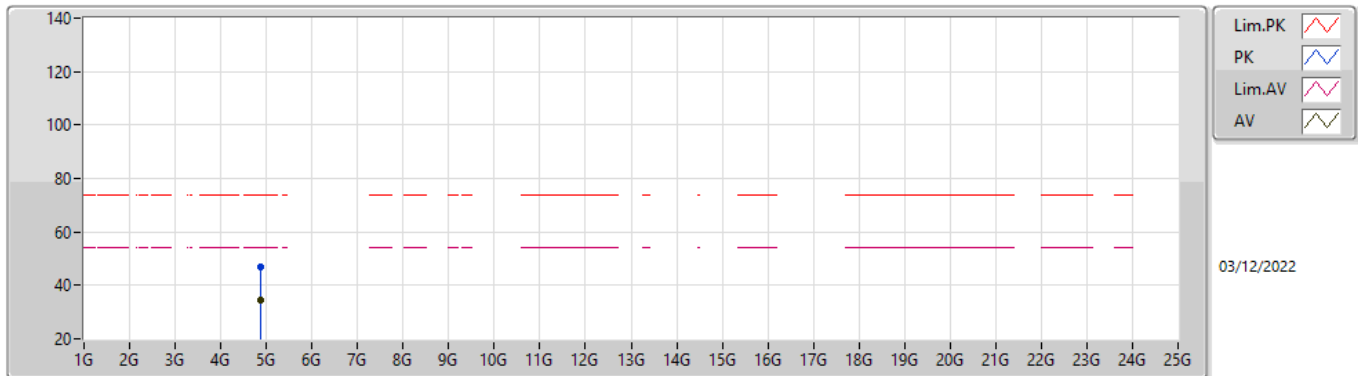
Type	Freq (Hz)	Level (dBuV/m)	Limit (dBuV/m)	Margin (dB)	Factor (dB)	Dist (m)	Condition	Azimuth (°)	Height (m)	Raw (dBuV)	AF (dB)	CL (dB)	PA (dB)
AV	2.388G	42.28	54.00	-11.72	1.58	3	Horizontal	314	1.00	40.70	27.50	8.28	34.20
AV	2.44G	103.70	Inf	-Inf	1.79	3	Horizontal	314	1.00	101.91	27.68	8.32	34.21
AV	2.492G	42.77	54.00	-11.23	2.00	3	Horizontal	314	1.00	40.77	27.87	8.35	34.22
PK	2.376G	52.55	74.00	-21.45	1.48	3	Horizontal	314	1.00	51.07	27.41	8.27	34.20
PK	2.4396G	104.97	Inf	-Inf	1.79	3	Horizontal	314	1.00	103.18	27.68	8.32	34.21
PK	2.4924G	52.95	74.00	-21.05	2.00	3	Horizontal	314	1.00	50.95	27.87	8.35	34.22

**BT-LE(500kbps)**  
**2440MHz\_TX**



Type	Freq (Hz)	Level (dBuV/m)	Limit (dBuV/m)	Margin (dB)	Factor (dB)	Dist (m)	Condition	Azimuth (°)	Height (m)	Raw (dBuV)	AF (dB)	CL (dB)	PA (dB)
AV	4.87976G	36.62	54.00	-17.38	8.16	3	Vertical	156	1.48	28.46	32.62	9.70	34.16
PK	4.87952G	47.48	74.00	-26.52	8.16	3	Vertical	156	1.48	39.32	32.62	9.70	34.16

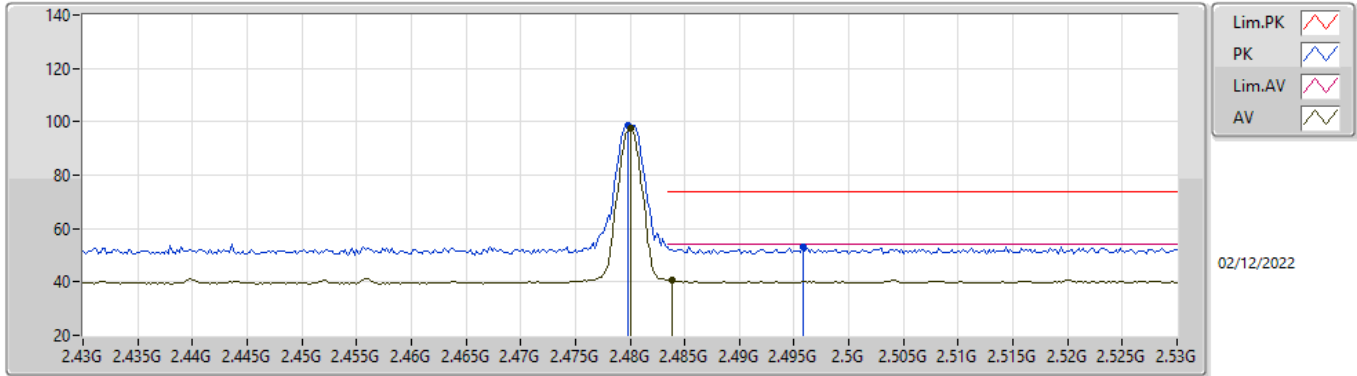
**BT-LE(500kbps)**  
**2440MHz\_TX**



Type	Freq (Hz)	Level (dBuV/m)	Limit (dBuV/m)	Margin (dB)	Factor (dB)	Dist (m)	Condition	Azimuth (°)	Height (m)	Raw (dBuV)	AF (dB)	CL (dB)	PA (dB)
AV	4.87964G	34.40	54.00	-19.60	8.16	3	Horizontal	139	1.50	26.24	32.62	9.70	34.16
PK	4.87574G	46.92	74.00	-27.08	8.14	3	Horizontal	139	1.50	38.78	32.60	9.70	34.16

### BT-LE(500kbps)

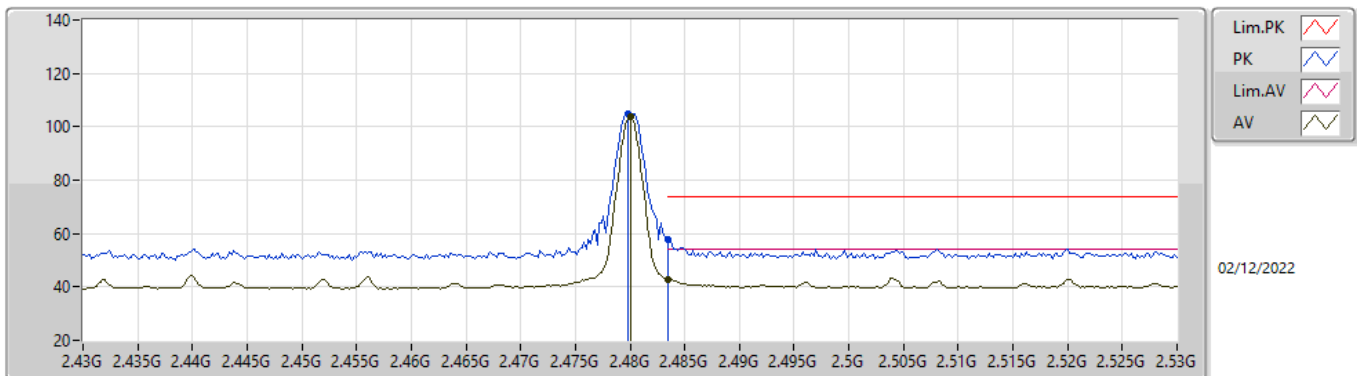
### 2480MHz\_TX



Type	Freq (Hz)	Level (dBuV/m)	Limit (dBuV/m)	Margin (dB)	Factor (dB)	Dist (m)	Condition	Azimuth (°)	Height (m)	Raw (dBuV)	AF (dB)	CL (dB)	PA (dB)
AV	2.48G	97.33	Inf	-Inf	1.94	3	Vertical	38	1.94	95.39	27.82	8.34	34.22
AV	2.4838G	40.65	54.00	-13.35	1.96	3	Vertical	38	1.94	38.69	27.84	8.34	34.22
PK	2.4798G	98.46	Inf	-Inf	1.94	3	Vertical	38	1.94	96.52	27.82	8.34	34.22
PK	2.4958G	53.27	74.00	-20.73	2.01	3	Vertical	38	1.94	51.26	27.88	8.35	34.22

### BT-LE(500kbps)

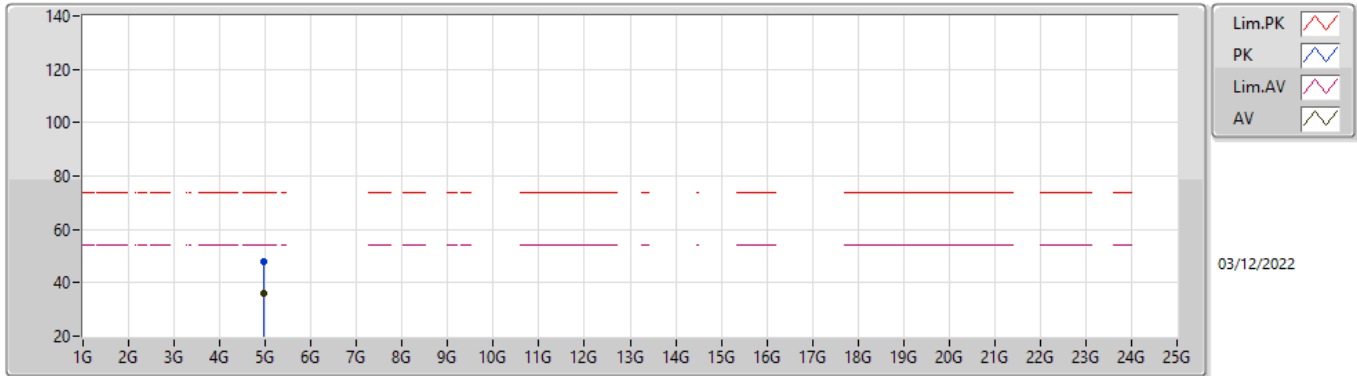
### 2480MHz\_TX



Type	Freq (Hz)	Level (dBuV/m)	Limit (dBuV/m)	Margin (dB)	Factor (dB)	Dist (m)	Condition	Azimuth (°)	Height (m)	Raw (dBuV)	AF (dB)	CL (dB)	PA (dB)
AV	2.48G	103.57	Inf	-Inf	1.94	3	Horizontal	321	2.46	101.63	27.82	8.34	34.22
AV	2.4835G	42.85	54.00	-11.15	1.95	3	Horizontal	321	2.46	40.90	27.83	8.34	34.22
PK	2.4798G	104.72	Inf	-Inf	1.94	3	Horizontal	321	2.46	102.78	27.82	8.34	34.22
PK	2.4835G	57.58	74.00	-16.42	1.95	3	Horizontal	321	2.46	55.63	27.83	8.34	34.22

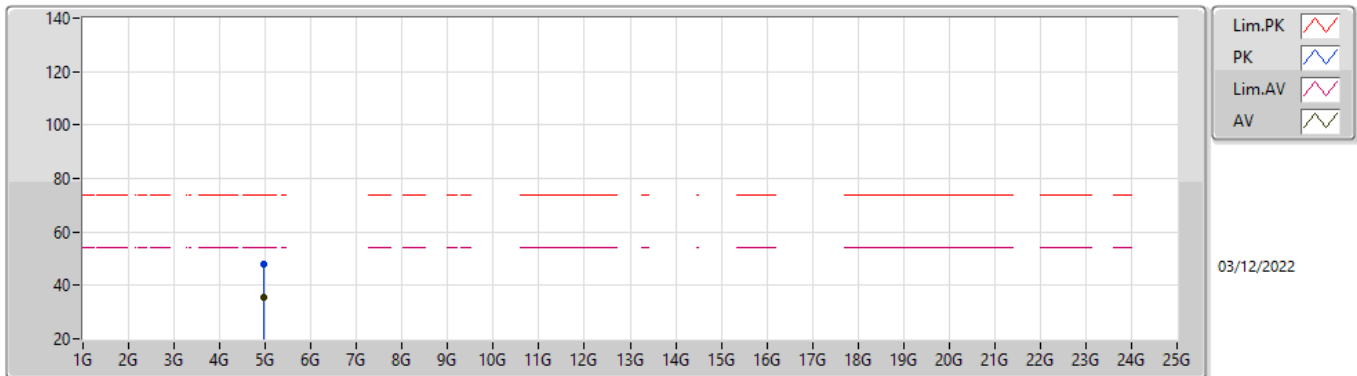


**BT-LE(500kbps)**  
**2480MHz\_TX**



Type	Freq (Hz)	Level (dBuV/m)	Limit (dBuV/m)	Margin (dB)	Factor (dB)	Dist (m)	Condition	Azimuth (°)	Height (m)	Raw (dBuV)	AF (dB)	CL (dB)	PA (dB)
AV	4.95958G	35.86	54.00	-18.14	8.64	3	Vertical	332	1.36	27.22	33.04	9.73	34.13
PK	4.95952G	48.02	74.00	-25.98	8.64	3	Vertical	332	1.36	39.38	33.04	9.73	34.13

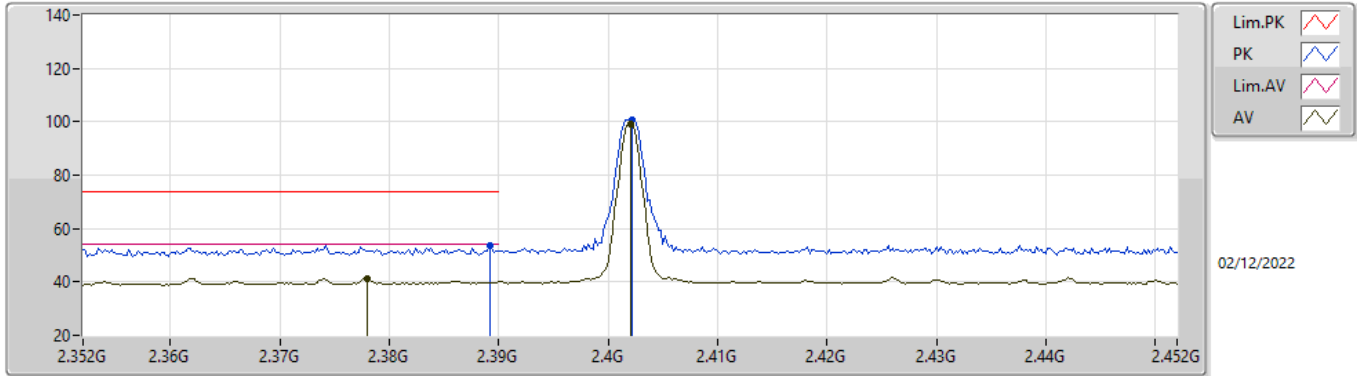
**BT-LE(500kbps)**  
**2480MHz\_TX**



Type	Freq (Hz)	Level (dBuV/m)	Limit (dBuV/m)	Margin (dB)	Factor (dB)	Dist (m)	Condition	Azimuth (°)	Height (m)	Raw (dBuV)	AF (dB)	CL (dB)	PA (dB)
AV	4.96012G	35.26	54.00	-18.74	8.64	3	Horizontal	216	1.50	26.62	33.04	9.73	34.13
PK	4.96054G	48.01	74.00	-25.99	8.64	3	Horizontal	216	1.50	39.37	33.04	9.73	34.13

**BT-LE(125kbps)**

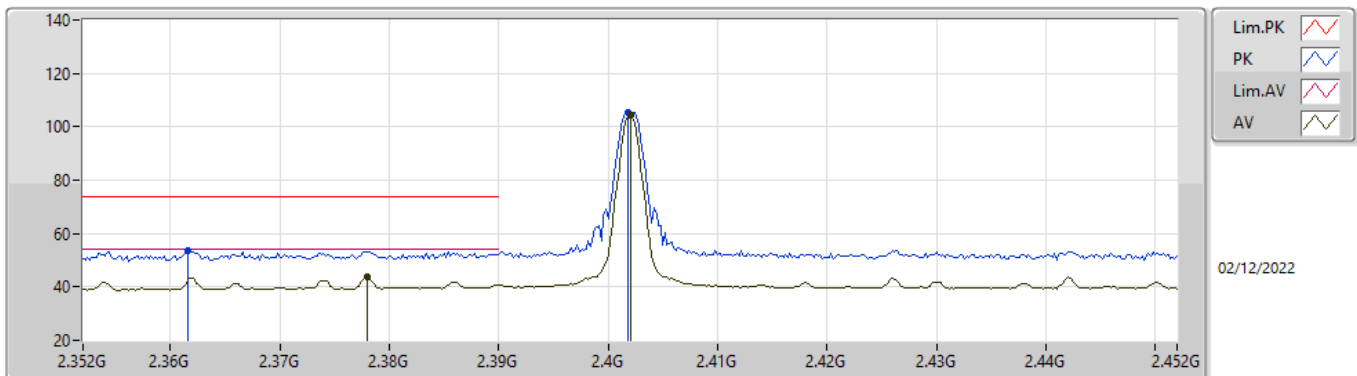
**2402MHz\_TX**



Type	Freq (Hz)	Level (dBuV/m)	Limit (dBuV/m)	Margin (dB)	Factor (dB)	Dist (m)	Condition	Azimuth (°)	Height (m)	Raw (dBuV)	AF (dB)	CL (dB)	PA (dB)
AV	2.378G	41.38	54.00	-12.62	1.49	3	Vertical	47	1.23	39.89	27.42	8.27	34.20
AV	2.402G	99.31	Inf	-Inf	1.69	3	Vertical	47	1.23	97.62	27.60	8.29	34.20
PK	2.3892G	53.61	74.00	-20.39	1.59	3	Vertical	47	1.23	52.02	27.51	8.28	34.20
PK	2.4022G	100.52	Inf	-Inf	1.69	3	Vertical	47	1.23	98.83	27.60	8.29	34.20

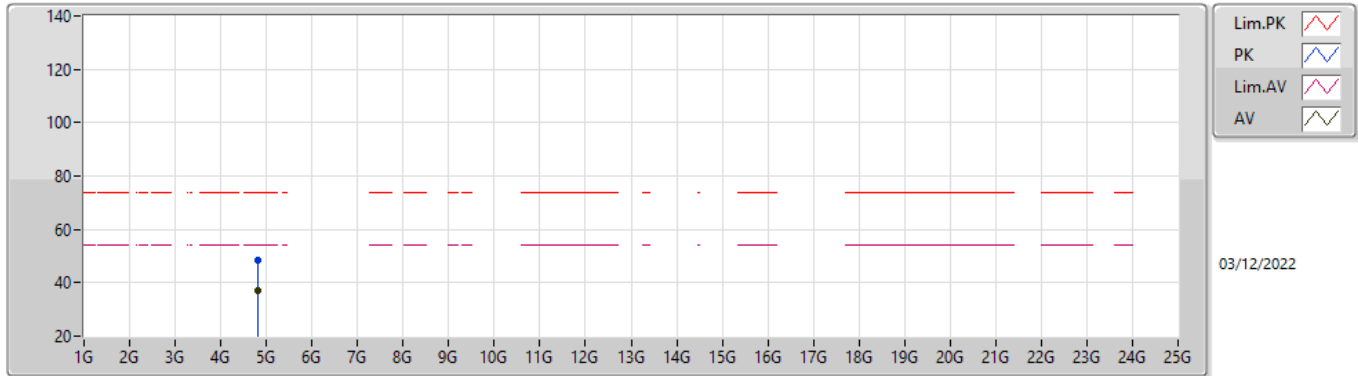
**BT-LE(125kbps)**

**2402MHz\_TX**



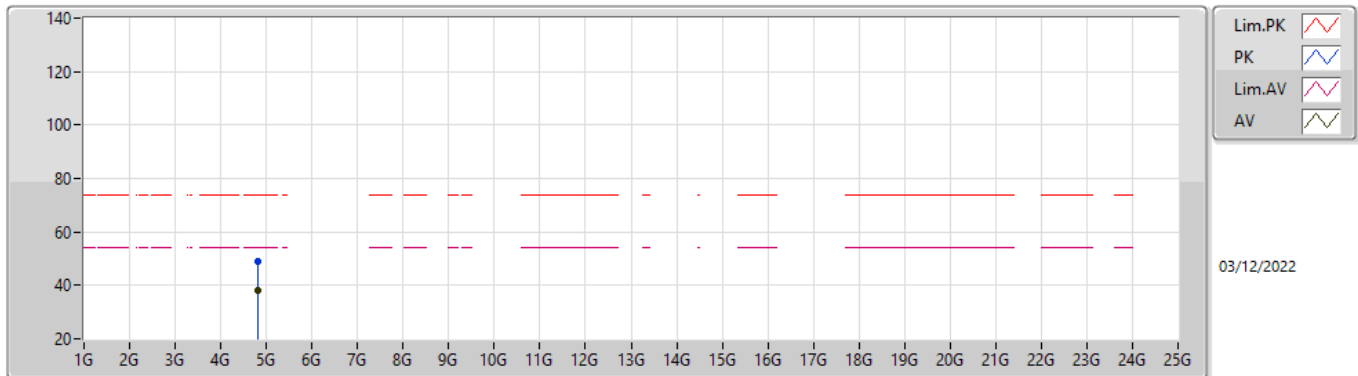
Type	Freq (Hz)	Level (dBuV/m)	Limit (dBuV/m)	Margin (dB)	Factor (dB)	Dist (m)	Condition	Azimuth (°)	Height (m)	Raw (dBuV)	AF (dB)	CL (dB)	PA (dB)
AV	2.378G	43.83	54.00	-10.17	1.49	3	Horizontal	324	2.62	42.34	27.42	8.27	34.20
AV	2.402G	104.13	Inf	-Inf	1.69	3	Horizontal	324	2.62	102.44	27.60	8.29	34.20
PK	2.3616G	53.45	74.00	-20.55	1.36	3	Horizontal	324	2.62	52.09	27.29	8.26	34.19
PK	2.4018G	105.28	Inf	-Inf	1.69	3	Horizontal	324	2.62	103.59	27.60	8.29	34.20

**BT-LE(125kbps)**  
**2402MHz\_TX**



Type	Freq (Hz)	Level (dBuV/m)	Limit (dBuV/m)	Margin (dB)	Factor (dB)	Dist (m)	Condition	Azimuth (°)	Height (m)	Raw (dBuV)	AF (dB)	CL (dB)	PA (dB)
AV	4.8037G	37.24	54.00	-16.76	7.70	3	Vertical	337	2.19	29.54	32.22	9.67	34.19
PK	4.80454G	48.60	74.00	-25.40	7.71	3	Vertical	337	2.19	40.89	32.23	9.67	34.19

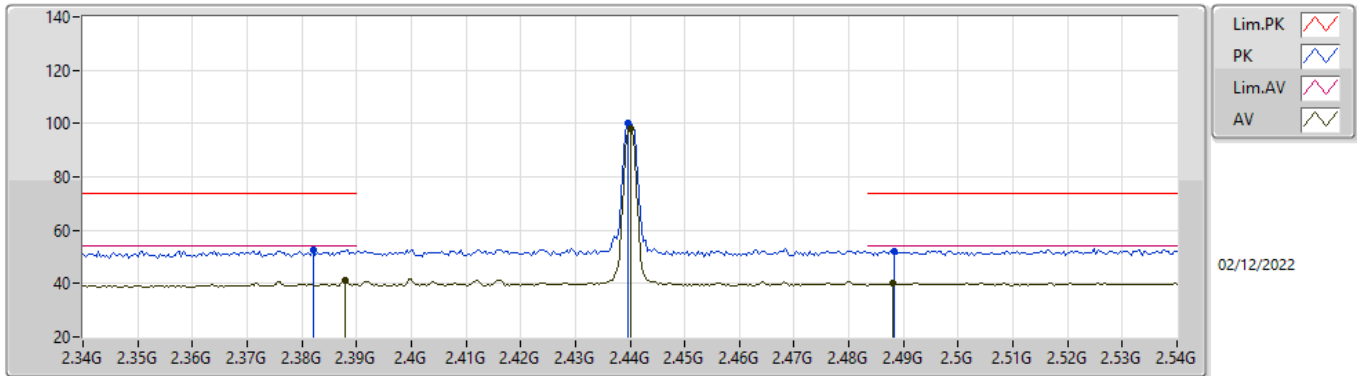
**BT-LE(125kbps)**  
**2402MHz\_TX**



Type	Freq (Hz)	Level (dBuV/m)	Limit (dBuV/m)	Margin (dB)	Factor (dB)	Dist (m)	Condition	Azimuth (°)	Height (m)	Raw (dBuV)	AF (dB)	CL (dB)	PA (dB)
AV	4.80418G	38.02	54.00	-15.98	7.71	3	Horizontal	304	1.88	30.31	32.23	9.67	34.19
PK	4.80352G	48.78	74.00	-25.22	7.70	3	Horizontal	304	1.88	41.08	32.22	9.67	34.19

**BT-LE(125kbps)**

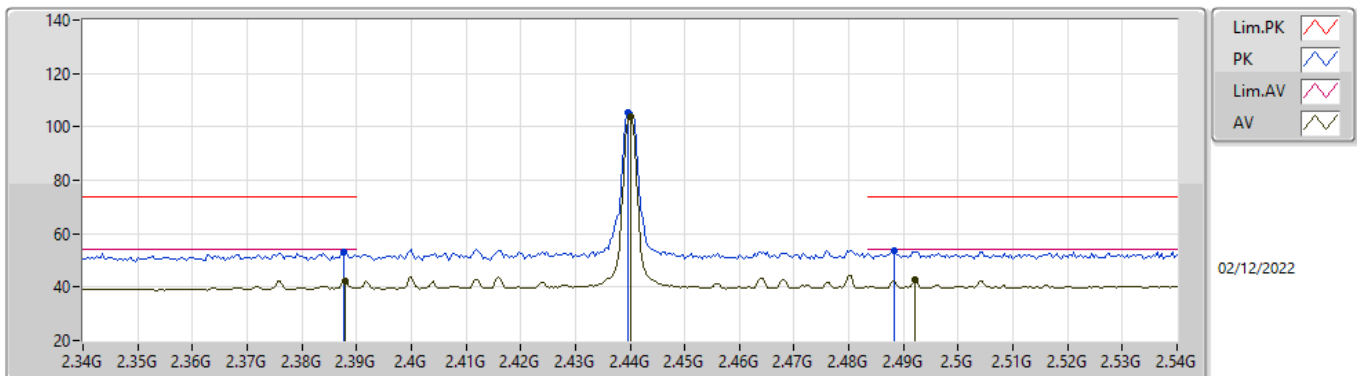
**2440MHz\_TX**



Type	Freq (Hz)	Level (dBuV/m)	Limit (dBuV/m)	Margin (dB)	Factor (dB)	Dist (m)	Condition	Azimuth (°)	Height (m)	Raw (dBuV)	AF (dB)	CL (dB)	PA (dB)
AV	2.388G	41.14	54.00	-12.86	1.58	3	Vertical	45	1.21	39.56	27.50	8.28	34.20
AV	2.44G	98.36	Inf	-Inf	1.79	3	Vertical	45	1.21	96.57	27.68	8.32	34.21
AV	2.488G	40.32	54.00	-13.68	1.98	3	Vertical	45	1.21	38.34	27.85	8.35	34.22
PK	2.382G	52.46	74.00	-21.54	1.54	3	Vertical	45	1.21	50.92	27.46	8.28	34.20
PK	2.4396G	99.94	Inf	-Inf	1.79	3	Vertical	45	1.21	98.15	27.68	8.32	34.21
PK	2.4884G	52.31	74.00	-21.69	1.98	3	Vertical	45	1.21	50.33	27.85	8.35	34.22

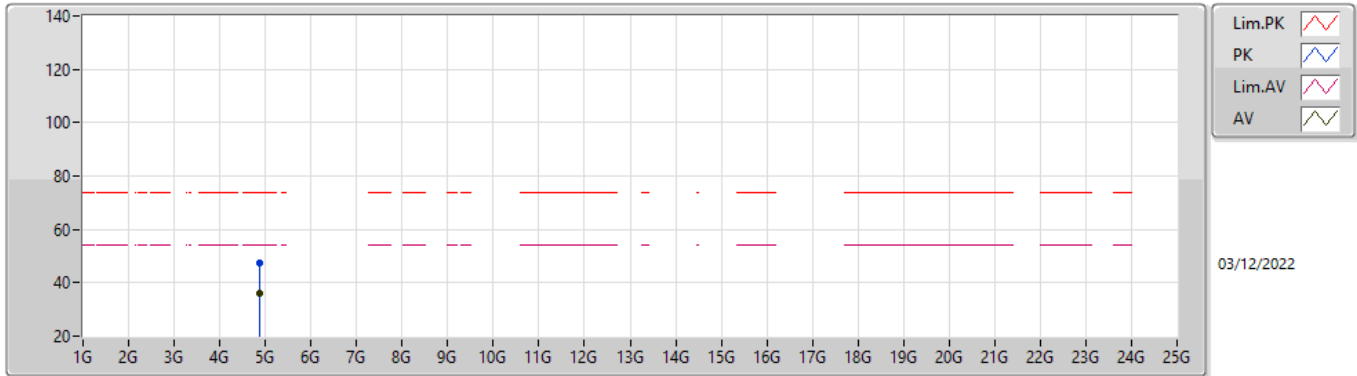
**BT-LE(125kbps)**

**2440MHz\_TX**



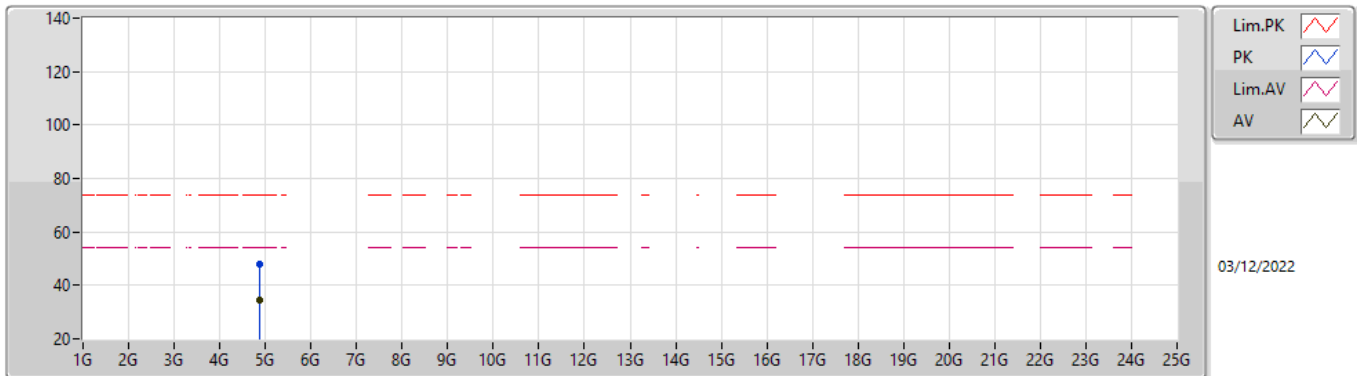
Type	Freq (Hz)	Level (dBuV/m)	Limit (dBuV/m)	Margin (dB)	Factor (dB)	Dist (m)	Condition	Azimuth (°)	Height (m)	Raw (dBuV)	AF (dB)	CL (dB)	PA (dB)
AV	2.388G	42.49	54.00	-11.51	1.58	3	Horizontal	313	1.00	40.91	27.50	8.28	34.20
AV	2.44G	103.92	Inf	-Inf	1.79	3	Horizontal	313	1.00	102.13	27.68	8.32	34.21
AV	2.492G	42.75	54.00	-11.25	2.00	3	Horizontal	313	1.00	40.75	27.87	8.35	34.22
PK	2.3876G	53.05	74.00	-20.95	1.58	3	Horizontal	313	1.00	51.47	27.50	8.28	34.20
PK	2.4396G	105.13	Inf	-Inf	1.79	3	Horizontal	313	1.00	103.34	27.68	8.32	34.21
PK	2.4884G	53.37	74.00	-20.63	1.98	3	Horizontal	313	1.00	51.39	27.85	8.35	34.22

**BT-LE(125kbps)**  
**2440MHz\_TX**



Type	Freq (Hz)	Level (dBuV/m)	Limit (dBuV/m)	Margin (dB)	Factor (dB)	Dist (m)	Condition	Azimuth (°)	Height (m)	Raw (dBuV)	AF (dB)	CL (dB)	PA (dB)
AV	4.8803G	36.00	54.00	-18.00	8.16	3	Vertical	154	1.50	27.84	32.62	9.70	34.16
PK	4.8803G	47.57	74.00	-26.43	8.16	3	Vertical	154	1.50	39.41	32.62	9.70	34.16

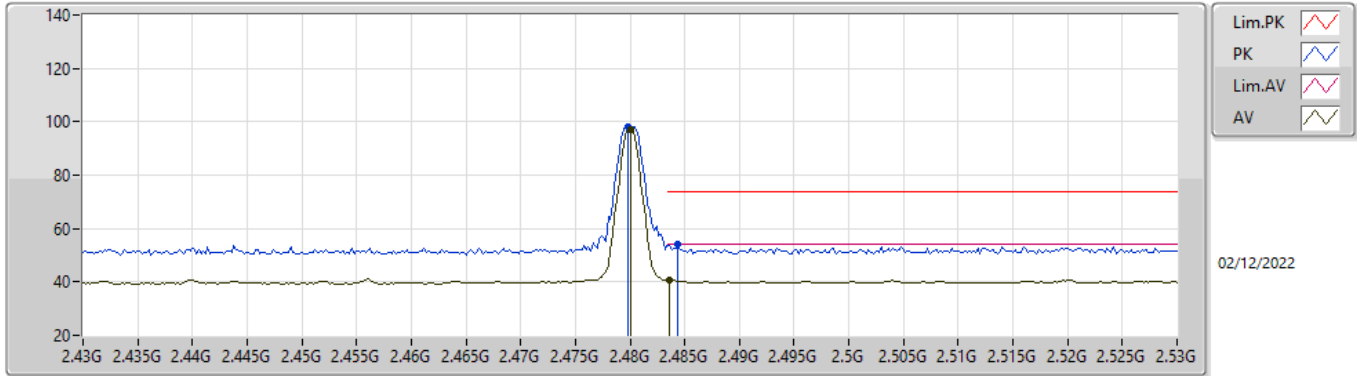
**BT-LE(125kbps)**  
**2440MHz\_TX**



Type	Freq (Hz)	Level (dBuV/m)	Limit (dBuV/m)	Margin (dB)	Factor (dB)	Dist (m)	Condition	Azimuth (°)	Height (m)	Raw (dBuV)	AF (dB)	CL (dB)	PA (dB)
AV	4.88024G	34.71	54.00	-19.29	8.16	3	Horizontal	256	2.26	26.55	32.62	9.70	34.16
PK	4.8806G	47.83	74.00	-26.17	8.16	3	Horizontal	256	2.26	39.67	32.62	9.70	34.16

**BT-LE(125kbps)**

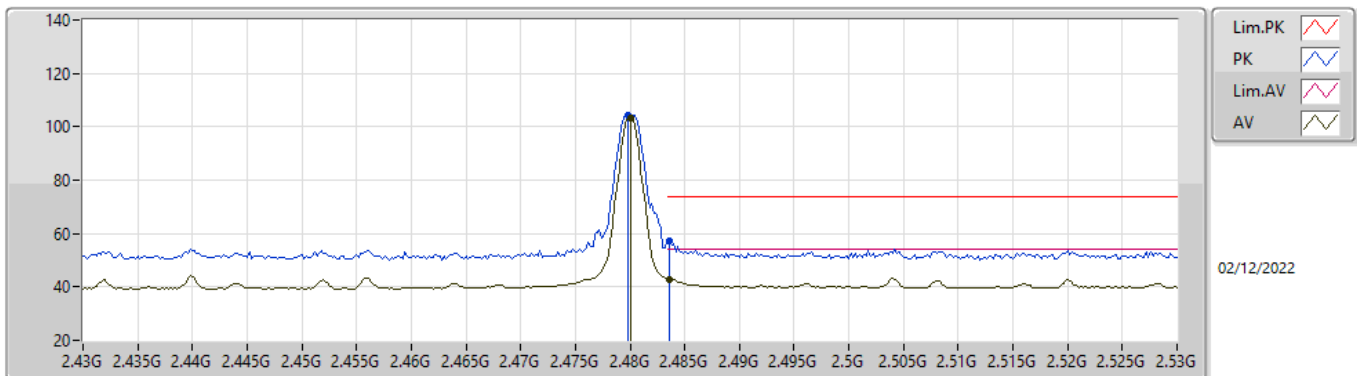
**2480MHz\_TX**



Type	Freq (Hz)	Level (dBuV/m)	Limit (dBuV/m)	Margin (dB)	Factor (dB)	Dist (m)	Condition	Azimuth (°)	Height (m)	Raw (dBuV)	AF (dB)	CL (dB)	PA (dB)
AV	2.48G	97.12	Inf	-Inf	1.94	3	Vertical	39	1.94	95.18	27.82	8.34	34.22
AV	2.4836G	40.76	54.00	-13.24	1.95	3	Vertical	39	1.94	38.81	27.83	8.34	34.22
PK	2.4798G	98.34	Inf	-Inf	1.94	3	Vertical	39	1.94	96.40	27.82	8.34	34.22
PK	2.4844G	54.08	74.00	-19.92	1.96	3	Vertical	39	1.94	52.12	27.84	8.34	34.22

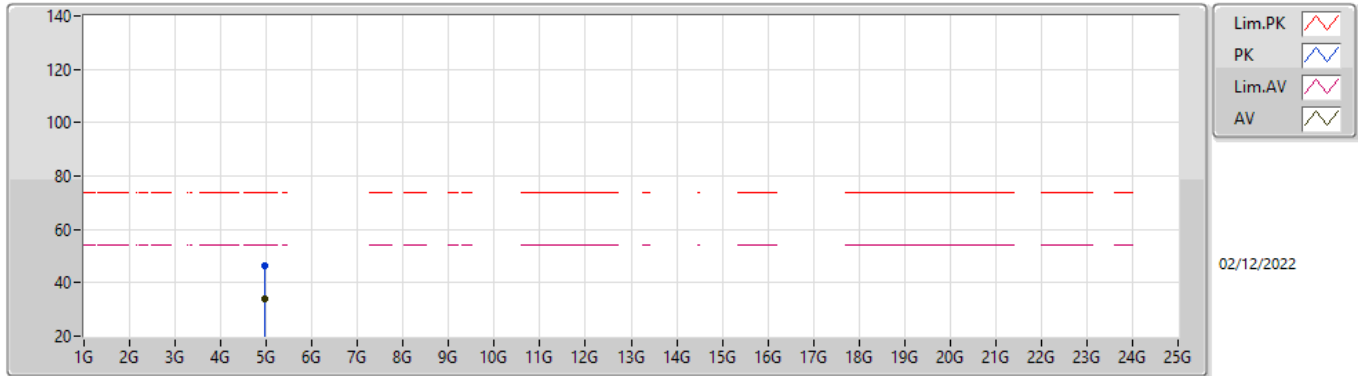
**BT-LE(125kbps)**

**2480MHz\_TX**



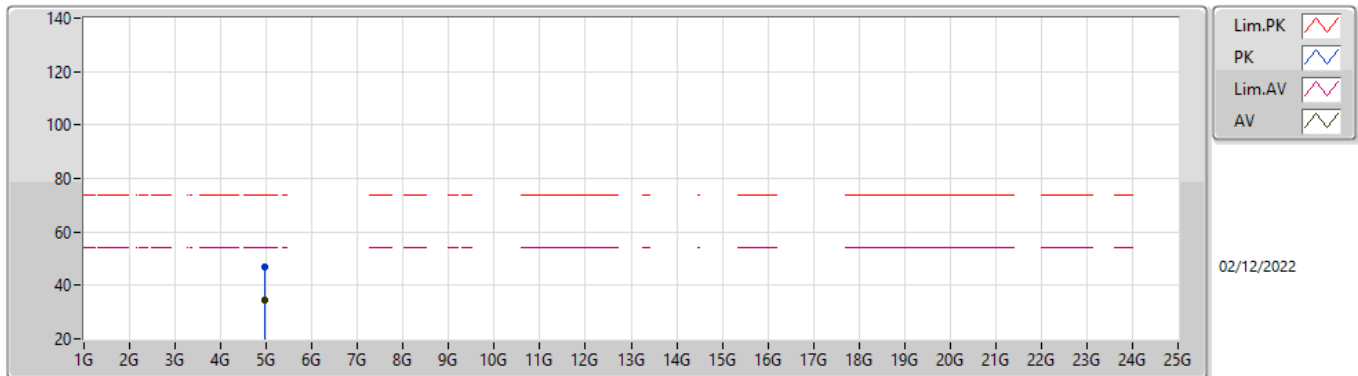
Type	Freq (Hz)	Level (dBuV/m)	Limit (dBuV/m)	Margin (dB)	Factor (dB)	Dist (m)	Condition	Azimuth (°)	Height (m)	Raw (dBuV)	AF (dB)	CL (dB)	PA (dB)
AV	2.48G	103.33	Inf	-Inf	1.94	3	Horizontal	321	2.46	101.39	27.82	8.34	34.22
AV	2.4836G	42.75	54.00	-11.25	1.95	3	Horizontal	321	2.46	40.80	27.83	8.34	34.22
PK	2.4798G	104.53	Inf	-Inf	1.94	3	Horizontal	321	2.46	102.59	27.82	8.34	34.22
PK	2.4836G	57.49	74.00	-16.51	1.95	3	Horizontal	321	2.46	55.54	27.83	8.34	34.22

**BT-LE(125kbps)**  
**2480MHz\_TX**



Type	Freq (Hz)	Level (dBuV/m)	Limit (dBuV/m)	Margin (dB)	Factor (dB)	Dist (m)	Condition	Azimuth (°)	Height (m)	Raw (dBuV)	AF (dB)	CL (dB)	PA (dB)
AV	4.95968G	34.19	54.00	-19.81	8.64	3	Vertical	183	1.95	25.55	33.04	9.73	34.13
PK	4.96044G	46.53	74.00	-27.47	8.64	3	Vertical	183	1.95	37.89	33.04	9.73	34.13

**BT-LE(125kbps)**  
**2480MHz\_TX**



Type	Freq (Hz)	Level (dBuV/m)	Limit (dBuV/m)	Margin (dB)	Factor (dB)	Dist (m)	Condition	Azimuth (°)	Height (m)	Raw (dBuV)	AF (dB)	CL (dB)	PA (dB)
AV	4.95952G	34.26	54.00	-19.74	8.64	3	Horizontal	4	2.44	25.62	33.04	9.73	34.13
PK	4.96072G	46.64	74.00	-27.36	8.64	3	Horizontal	4	2.44	38.00	33.04	9.73	34.13



Summary

Mode	Result	Type	Freq (Hz)	Level (dBuV/m)	Limit (dBuV/m)	Margin (dB)	Condition
Mode 1	Pass	AV	7.31232G	44.18	54.00	-9.82	Horizontal
Mode 2	Pass	AV	11.38888G	43.81	54.00	-10.19	Horizontal
Mode 3	Pass	AV	13.31926G	45.71	54.00	-8.29	Horizontal
Mode 4	Pass	AV	7.31088G	53.81	54.00	-0.19	Vertical
Mode 5	Pass	AV	12.69714G	45.07	54.00	-8.93	Horizontal
Mode 6	Pass	AV	13.32535G	46.03	54.00	-7.97	Horizontal
Mode 7	Pass	AV	15.59134G	43.08	54.00	-10.92	Horizontal
Mode 8	Pass	PK	10.39634G	58.93	68.20	-9.27	Horizontal
Mode 9	Pass	PK	10.39436G	59.63	68.20	-8.57	Vertical
Mode 10	Pass	AV	7.31112G	51.72	54.00	-2.28	Vertical
Mode 11	Pass	PK	17.06211G	57.79	68.20	-10.41	Horizontal
Mode 12	Pass	AV	15.5907G	43.17	54.00	-10.83	Horizontal
Mode 13	Pass	AV	7.3107G	43.43	54.00	-10.57	Horizontal
Mode 14	Pass	PK	10.39409G	58.48	68.20	-9.72	Vertical
Mode 15	Pass	AV	13.3213G	45.40	54.00	-8.60	Horizontal
Mode 16	Pass	AV	7.31132G	49.96	54.00	-4.04	Vertical
Mode 17	Pass	AV	12.68052G	44.82	54.00	-9.18	Horizontal
Mode 18	Pass	AV	13.3213G	45.40	54.00	-8.60	Horizontal





Result

Mode	Result	Type	Freq (Hz)	Level (dBuV/m)	Limit (dBuV/m)	Margin (dB)	Dist (m)	Condition	Azimuth (°)	Height (m)
Mode 1	Pass	AV	4.88684G	31.85	54.00	-22.15	3	Vertical	38	1.66
Mode 1	Pass	AV	4.88834G	31.66	54.00	-22.34	3	Vertical	76	1.39
Mode 1	Pass	AV	4.966G	33.42	54.00	-20.58	3	Vertical	335	1.05
Mode 1	Pass	AV	7.31004G	42.52	54.00	-11.48	3	Vertical	60	1.88
Mode 1	Pass	AV	7.3136G	40.99	54.00	-13.01	3	Vertical	60	2.51
Mode 1	Pass	AV	15.60348G	43.33	54.00	-10.67	3	Vertical	105	2.09
Mode 1	Pass	PK	4.87616G	42.30	74.00	-31.70	3	Vertical	38	1.66
Mode 1	Pass	PK	4.8881G	43.09	74.00	-30.91	3	Vertical	76	1.39
Mode 1	Pass	PK	4.97014G	44.01	74.00	-29.99	3	Vertical	335	1.05
Mode 1	Pass	PK	7.31212G	53.54	74.00	-20.46	3	Vertical	60	2.5
Mode 1	Pass	PK	7.31848G	53.95	74.00	-20.05	3	Vertical	60	1.88
Mode 1	Pass	PK	10.39324G	52.49	68.20	-15.71	3	Vertical	15	2.09
Mode 1	Pass	PK	15.6098G	53.32	74.00	-20.68	3	Vertical	105	2.09
Mode 1	Pass	AV	4.88888G	32.00	54.00	-22.00	3	Horizontal	105	1.87
Mode 1	Pass	AV	4.88894G	31.70	54.00	-22.30	3	Horizontal	228	1.29
Mode 1	Pass	AV	4.9657G	33.52	54.00	-20.48	3	Horizontal	359	1.75
Mode 1	Pass	AV	7.31224G	43.33	54.00	-10.67	3	Horizontal	18	1.54
Mode 1	Pass	AV	7.31232G	44.18	54.00	-9.82	3	Horizontal	16	1.49
Mode 1	Pass	AV	15.60604G	43.27	54.00	-10.73	3	Horizontal	329	1.40
Mode 1	Pass	PK	4.87664G	43.79	74.00	-30.21	3	Horizontal	105	1.87
Mode 1	Pass	PK	4.88456G	43.08	74.00	-30.92	3	Horizontal	228	1.29
Mode 1	Pass	PK	4.97428G	44.76	74.00	-29.24	3	Horizontal	359	1.75
Mode 1	Pass	PK	7.30216G	55.74	74.00	-18.26	3	Horizontal	16	1.49
Mode 1	Pass	PK	7.3022G	56.33	74.00	-17.67	3	Horizontal	18	1.54
Mode 1	Pass	PK	10.41362G	52.95	68.20	-15.25	3	Horizontal	269	1.95
Mode 1	Pass	PK	15.60648G	53.91	74.00	-20.09	3	Horizontal	329	1.40
Mode 2	Pass	AV	4.88296G	32.01	54.00	-21.99	3	Vertical	263	2.25
Mode 2	Pass	AV	4.95976G	33.55	54.00	-20.45	3	Vertical	269	2.80
Mode 2	Pass	AV	7.3144G	40.29	54.00	-13.71	3	Vertical	321	2.30
Mode 2	Pass	AV	11.38684G	43.65	54.00	-10.35	3	Vertical	229	1.90
Mode 2	Pass	AV	15.60544G	43.33	54.00	-10.67	3	Vertical	201	1.18
Mode 2	Pass	PK	4.87208G	42.53	74.00	-31.47	3	Vertical	263	2.25
Mode 2	Pass	PK	4.97452G	44.32	74.00	-29.68	3	Vertical	269	2.80
Mode 2	Pass	PK	7.30912G	52.43	74.00	-21.57	3	Vertical	321	2.30
Mode 2	Pass	PK	10.39348G	52.61	68.20	-15.59	3	Vertical	227	2.50
Mode 2	Pass	PK	11.37364G	52.90	74.00	-21.10	3	Vertical	229	1.90
Mode 2	Pass	PK	15.59952G	53.45	74.00	-20.55	3	Vertical	201	1.18
Mode 2	Pass	PK	17.06004G	54.82	68.20	-13.38	3	Vertical	245	1.01
Mode 2	Pass	AV	4.88388G	31.78	54.00	-22.22	3	Horizontal	279	2.86
Mode 2	Pass	AV	4.97362G	33.53	54.00	-20.47	3	Horizontal	292	1.94
Mode 2	Pass	AV	7.31024G	41.47	54.00	-12.53	3	Horizontal	305	2.25
Mode 2	Pass	AV	11.38888G	43.81	54.00	-10.19	3	Horizontal	91	2.19
Mode 2	Pass	AV	15.60812G	43.37	54.00	-10.63	3	Horizontal	265	2.63
Mode 2	Pass	PK	4.88396G	42.91	74.00	-31.09	3	Horizontal	279	2.86
Mode 2	Pass	PK	4.95058G	44.36	74.00	-29.64	3	Horizontal	292	1.94
Mode 2	Pass	PK	7.31768G	53.29	74.00	-20.71	3	Horizontal	305	2.25
Mode 2	Pass	PK	10.40692G	53.51	68.20	-14.69	3	Horizontal	32	2.99
Mode 2	Pass	PK	11.37178G	52.77	74.00	-21.23	3	Horizontal	91	2.19
Mode 2	Pass	PK	15.59912G	53.81	74.00	-20.19	3	Horizontal	265	2.63
Mode 2	Pass	PK	17.08254G	55.45	68.20	-12.75	3	Horizontal	341	2.89



Mode	Result	Type	Freq (Hz)	Level (dBuV/m)	Limit (dBuV/m)	Margin (dB)	Dist (m)	Condition	Azimuth (°)	Height (m)
Mode 3	Pass	AV	4.86732G	32.17	54.00	-21.83	3	Vertical	113	1.12
Mode 3	Pass	AV	4.97302G	33.57	54.00	-20.43	3	Vertical	125	1.37
Mode 3	Pass	AV	7.31172G	40.06	54.00	-13.94	3	Vertical	320	2.29
Mode 3	Pass	AV	13.32319G	45.62	54.00	-8.38	3	Vertical	320	2.18
Mode 3	Pass	AV	15.60184G	43.34	54.00	-10.66	3	Vertical	237	1.91
Mode 3	Pass	PK	4.86676G	42.83	74.00	-31.17	3	Vertical	113	1.12
Mode 3	Pass	PK	4.95892G	43.99	74.00	-30.01	3	Vertical	125	1.37
Mode 3	Pass	PK	7.30232G	51.72	74.00	-22.28	3	Vertical	320	2.29
Mode 3	Pass	PK	10.40896G	52.47	68.20	-15.73	3	Vertical	13	1.85
Mode 3	Pass	PK	13.3426G	55.17	74.00	-18.83	3	Vertical	320	2.18
Mode 3	Pass	PK	15.5938G	53.30	74.00	-20.70	3	Vertical	237	1.91
Mode 3	Pass	AV	4.86508G	32.35	54.00	-21.65	3	Horizontal	92	2.43
Mode 3	Pass	AV	4.9648G	33.54	54.00	-20.46	3	Horizontal	138	2.93
Mode 3	Pass	AV	7.31252G	41.12	54.00	-12.88	3	Horizontal	305	2.27
Mode 3	Pass	AV	13.31926G	45.71	54.00	-8.29	3	Horizontal	3	2.79
Mode 3	Pass	AV	15.59484G	43.47	54.00	-10.53	3	Horizontal	144	2.60
Mode 3	Pass	PK	4.87124G	43.21	74.00	-30.79	3	Horizontal	92	2.43
Mode 3	Pass	PK	4.9534G	44.15	74.00	-29.85	3	Horizontal	138	2.93
Mode 3	Pass	PK	7.31272G	52.96	74.00	-21.04	3	Horizontal	305	2.27
Mode 3	Pass	PK	10.40324G	53.38	68.20	-14.82	3	Horizontal	24	1.50
Mode 3	Pass	PK	13.31815G	55.51	74.00	-18.49	3	Horizontal	3	2.79
Mode 3	Pass	PK	15.59596G	53.78	74.00	-20.22	3	Horizontal	144	2.60
Mode 4	Pass	AV	4.86432G	31.08	54.00	-22.92	3	Vertical	242	2.69
Mode 4	Pass	AV	4.97476G	33.57	54.00	-20.43	3	Vertical	154	1.22
Mode 4	Pass	AV	7.31088G	53.81	54.00	-0.19	3	Vertical	4	2.05
Mode 4	Pass	AV	12.69771G	45.17	54.00	-8.83	3	Vertical	127	1.89
Mode 4	Pass	AV	15.59148G	43.25	54.00	-10.75	3	Vertical	129	2.02
Mode 4	Pass	PK	4.8664G	42.23	74.00	-31.77	3	Vertical	242	2.69
Mode 4	Pass	PK	4.97422G	45.33	74.00	-28.67	3	Vertical	154	1.22
Mode 4	Pass	PK	7.30208G	69.11	74.00	-4.89	3	Vertical	4	2.05
Mode 4	Pass	PK	10.39652G	52.43	68.20	-15.77	3	Vertical	103	2.73
Mode 4	Pass	PK	12.69084G	53.62	74.00	-20.38	3	Vertical	127	1.89
Mode 4	Pass	PK	15.60016G	53.11	74.00	-20.89	3	Vertical	129	2.02
Mode 4	Pass	AV	4.86436G	31.09	54.00	-22.91	3	Horizontal	344	2.19
Mode 4	Pass	AV	4.97068G	33.52	54.00	-20.48	3	Horizontal	299	2.06
Mode 4	Pass	AV	7.31196G	53.29	54.00	-0.71	3	Horizontal	68	2.03
Mode 4	Pass	AV	12.69468G	45.21	54.00	-8.79	3	Horizontal	267	1.26
Mode 4	Pass	AV	15.59264G	43.10	54.00	-10.90	3	Horizontal	59	1.46
Mode 4	Pass	PK	4.87156G	42.44	74.00	-31.56	3	Horizontal	344	2.19
Mode 4	Pass	PK	4.97188G	44.17	74.00	-29.83	3	Horizontal	299	2.06
Mode 4	Pass	PK	7.30212G	69.45	74.00	-4.55	3	Horizontal	68	2.03
Mode 4	Pass	PK	10.3994G	53.13	68.20	-15.07	3	Horizontal	314	2.17
Mode 4	Pass	PK	12.67725G	54.41	74.00	-19.59	3	Horizontal	267	1.26
Mode 4	Pass	PK	15.60148G	53.17	74.00	-20.83	3	Horizontal	59	1.46
Mode 5	Pass	AV	4.97452G	33.59	54.00	-20.41	3	Vertical	352	1.96
Mode 5	Pass	AV	11.38582G	43.59	54.00	-10.41	3	Vertical	322	1.05
Mode 5	Pass	AV	12.68655G	44.92	54.00	-9.08	3	Vertical	164	2.72
Mode 5	Pass	AV	15.59952G	43.18	54.00	-10.82	3	Vertical	122	1.14
Mode 5	Pass	PK	4.96138G	44.61	74.00	-29.39	3	Vertical	352	1.96
Mode 5	Pass	PK	10.39788G	52.18	68.20	-16.02	3	Vertical	203	1.83



Mode	Result	Type	Freq (Hz)	Level (dBuV/m)	Limit (dBuV/m)	Margin (dB)	Dist (m)	Condition	Azimuth (°)	Height (m)
Mode 5	Pass	PK	11.3719G	52.70	74.00	-21.30	3	Vertical	322	1.05
Mode 5	Pass	PK	12.6978G	53.78	74.00	-20.22	3	Vertical	164	2.72
Mode 5	Pass	PK	15.59804G	54.15	74.00	-19.85	3	Vertical	122	1.14
Mode 5	Pass	PK	17.07762G	54.97	68.20	-13.23	3	Vertical	310	1.68
Mode 5	Pass	AV	4.97494G	33.53	54.00	-20.47	3	Horizontal	230	2.13
Mode 5	Pass	AV	11.36986G	43.53	54.00	-10.47	3	Horizontal	24	1.44
Mode 5	Pass	AV	12.69714G	45.07	54.00	-8.93	3	Horizontal	102	2.54
Mode 5	Pass	AV	15.59768G	43.27	54.00	-10.73	3	Horizontal	35	1.20
Mode 5	Pass	PK	4.9741G	44.94	74.00	-29.06	3	Horizontal	230	2.13
Mode 5	Pass	PK	10.40112G	52.45	68.20	-15.75	3	Horizontal	123	1.47
Mode 5	Pass	PK	11.37142G	53.10	74.00	-20.90	3	Horizontal	24	1.44
Mode 5	Pass	PK	12.69534G	54.11	74.00	-19.89	3	Horizontal	102	2.54
Mode 5	Pass	PK	15.60844G	53.97	74.00	-20.03	3	Horizontal	35	1.20
Mode 5	Pass	PK	17.07312G	55.04	68.20	-13.16	3	Horizontal	82	2.06
Mode 6	Pass	AV	4.9717G	33.69	54.00	-20.31	3	Vertical	52	2.39
Mode 6	Pass	AV	12.69702G	45.01	54.00	-8.99	3	Vertical	97	1.65
Mode 6	Pass	AV	13.33948G	45.70	54.00	-8.30	3	Vertical	326	2.25
Mode 6	Pass	AV	15.6012G	43.36	54.00	-10.64	3	Vertical	299	2.59
Mode 6	Pass	PK	4.9558G	44.34	74.00	-29.66	3	Vertical	52	2.39
Mode 6	Pass	PK	10.39888G	52.65	68.20	-15.55	3	Vertical	79	2.24
Mode 6	Pass	PK	12.68997G	54.13	74.00	-19.87	3	Vertical	97	1.65
Mode 6	Pass	PK	13.31941G	55.06	74.00	-18.94	3	Vertical	326	2.25
Mode 6	Pass	PK	15.60836G	53.57	74.00	-20.43	3	Vertical	299	2.59
Mode 6	Pass	AV	4.96996G	33.66	54.00	-20.34	3	Horizontal	111	1.08
Mode 6	Pass	AV	12.69099G	45.18	54.00	-8.82	3	Horizontal	110	2.67
Mode 6	Pass	AV	13.32535G	46.03	54.00	-7.97	3	Horizontal	230	1.00
Mode 6	Pass	AV	15.6022G	43.57	54.00	-10.43	3	Horizontal	220	2.32
Mode 6	Pass	PK	4.96366G	44.74	74.00	-29.26	3	Horizontal	111	1.08
Mode 6	Pass	PK	10.40304G	54.00	68.20	-14.20	3	Horizontal	153	2.73
Mode 6	Pass	PK	12.6948G	54.00	74.00	-20.00	3	Horizontal	110	2.67
Mode 6	Pass	PK	13.32301G	54.94	74.00	-19.06	3	Horizontal	230	1.00
Mode 6	Pass	PK	15.5956G	52.89	74.00	-21.11	3	Horizontal	220	2.32
Mode 7	Pass	AV	4.80873G	31.19	54.00	-22.81	3	Vertical	51	1.42
Mode 7	Pass	AV	4.87538G	32.62	54.00	-21.38	3	Vertical	325	1.41
Mode 7	Pass	AV	7.30584G	36.99	54.00	-17.01	3	Vertical	275	1.50
Mode 7	Pass	AV	15.6003G	43.03	54.00	-10.97	3	Vertical	124	1.40
Mode 7	Pass	PK	4.8082G	44.71	74.00	-29.29	3	Vertical	51	1.42
Mode 7	Pass	PK	4.86554G	45.47	74.00	-28.53	3	Vertical	325	1.41
Mode 7	Pass	PK	7.30276G	50.39	74.00	-23.61	3	Vertical	275	1.50
Mode 7	Pass	PK	10.39498G	54.15	68.20	-14.05	3	Vertical	51	1.50
Mode 7	Pass	PK	15.5914G	56.71	74.00	-17.29	3	Vertical	124	1.40
Mode 7	Pass	AV	4.81083G	31.84	54.00	-22.16	3	Horizontal	188	1.66
Mode 7	Pass	AV	4.86456G	33.06	54.00	-20.94	3	Horizontal	39	1.25
Mode 7	Pass	AV	7.30558G	37.06	54.00	-16.94	3	Horizontal	280	1.03
Mode 7	Pass	AV	15.59134G	43.08	54.00	-10.92	3	Horizontal	183	1.57
Mode 7	Pass	PK	4.81066G	45.98	74.00	-28.02	3	Horizontal	188	1.66
Mode 7	Pass	PK	4.8663G	46.29	74.00	-27.71	3	Horizontal	39	1.25
Mode 7	Pass	PK	7.30592G	51.33	74.00	-22.67	3	Horizontal	280	1.03
Mode 7	Pass	PK	10.3946G	54.73	68.20	-13.47	3	Horizontal	325	1.50
Mode 7	Pass	PK	15.60242G	56.93	74.00	-17.07	3	Horizontal	183	1.57



Mode	Result	Type	Freq (Hz)	Level (dBuV/m)	Limit (dBuV/m)	Margin (dB)	Dist (m)	Condition	Azimuth (°)	Height (m)
Mode 8	Pass	AV	4.81338G	31.98	54.00	-22.02	3	Vertical	144	1.50
Mode 8	Pass	AV	4.87438G	31.56	54.00	-22.44	3	Vertical	314	1.50
Mode 8	Pass	AV	7.31154G	37.35	54.00	-16.65	3	Vertical	359	1.50
Mode 8	Pass	AV	10.39926G	41.47	68.20	-26.73	3	Vertical	25	1.36
Mode 8	Pass	AV	11.38734G	41.52	54.00	-12.48	3	Vertical	30	1.13
Mode 8	Pass	AV	15.59214G	43.06	54.00	-10.94	3	Vertical	348	1.50
Mode 8	Pass	AV	17.06386G	44.30	68.20	-23.90	3	Vertical	329	1.50
Mode 8	Pass	PK	4.8107G	45.73	74.00	-28.27	3	Vertical	144	1.50
Mode 8	Pass	PK	4.87096G	44.90	74.00	-29.10	3	Vertical	314	1.50
Mode 8	Pass	PK	7.31414G	50.69	74.00	-23.31	3	Vertical	359	1.50
Mode 8	Pass	PK	10.39414G	58.52	68.20	-9.68	3	Vertical	25	1.36
Mode 8	Pass	PK	11.38426G	54.88	74.00	-19.12	3	Vertical	30	1.13
Mode 8	Pass	PK	15.6138G	57.18	74.00	-16.82	3	Vertical	348	1.50
Mode 8	Pass	PK	17.07112G	57.65	68.20	-10.55	3	Vertical	329	1.50
Mode 8	Pass	AV	4.8149G	31.90	54.00	-22.10	3	Horizontal	143	1.10
Mode 8	Pass	AV	4.86424G	31.58	54.00	-22.42	3	Horizontal	161	1.50
Mode 8	Pass	AV	7.31044G	37.20	54.00	-16.80	3	Horizontal	21	1.50
Mode 8	Pass	AV	10.40226G	41.56	68.20	-26.64	3	Horizontal	300	2.94
Mode 8	Pass	AV	11.38762G	41.29	54.00	-12.71	3	Horizontal	66	2.88
Mode 8	Pass	AV	15.5886G	42.99	54.00	-11.01	3	Horizontal	267	1.70
Mode 8	Pass	AV	17.06556G	44.41	68.20	-23.79	3	Horizontal	173	1.50
Mode 8	Pass	PK	4.80626G	45.92	74.00	-28.08	3	Horizontal	143	1.10
Mode 8	Pass	PK	4.87332G	45.48	74.00	-28.52	3	Horizontal	161	1.50
Mode 8	Pass	PK	7.30858G	50.82	74.00	-23.18	3	Horizontal	21	1.50
Mode 8	Pass	PK	10.39634G	58.93	68.20	-9.27	3	Horizontal	300	2.94
Mode 8	Pass	PK	11.38916G	55.04	74.00	-18.96	3	Horizontal	66	2.88
Mode 8	Pass	PK	15.5982G	56.26	74.00	-17.74	3	Horizontal	267	1.70
Mode 8	Pass	PK	17.07146G	57.17	68.20	-11.03	3	Horizontal	173	1.50
Mode 9	Pass	AV	4.81188G	32.01	54.00	-21.99	3	Vertical	186	1.50
Mode 9	Pass	AV	4.86548G	31.64	54.00	-22.36	3	Vertical	198	1.53
Mode 9	Pass	AV	7.30212G	37.28	54.00	-16.72	3	Vertical	48	1.50
Mode 9	Pass	AV	10.39928G	41.71	68.20	-26.49	3	Vertical	26	1.50
Mode 9	Pass	AV	13.32908G	42.93	54.00	-11.07	3	Vertical	276	1.49
Mode 9	Pass	AV	15.5924G	43.15	54.00	-10.85	3	Vertical	109	1.50
Mode 9	Pass	PK	4.80676G	44.99	74.00	-29.01	3	Vertical	186	1.50
Mode 9	Pass	PK	4.8654G	45.14	74.00	-28.86	3	Vertical	198	1.53
Mode 9	Pass	PK	7.30244G	51.08	74.00	-22.92	3	Vertical	48	1.50
Mode 9	Pass	PK	10.39436G	59.63	68.20	-8.57	3	Vertical	26	1.50
Mode 9	Pass	PK	13.33504G	56.17	74.00	-17.83	3	Vertical	276	1.49
Mode 9	Pass	PK	15.60812G	56.72	74.00	-17.28	3	Vertical	109	1.50
Mode 9	Pass	AV	4.8128G	31.89	54.00	-22.11	3	Horizontal	262	1.08
Mode 9	Pass	AV	4.8688G	31.52	54.00	-22.48	3	Horizontal	113	1.04
Mode 9	Pass	AV	7.30596G	37.14	54.00	-16.86	3	Horizontal	57	1.06
Mode 9	Pass	AV	10.39952G	41.43	68.20	-26.77	3	Horizontal	59	1.64
Mode 9	Pass	AV	13.33676G	42.90	54.00	-11.10	3	Horizontal	163	1.50
Mode 9	Pass	AV	15.59524G	43.03	54.00	-10.97	3	Horizontal	324	1.50
Mode 9	Pass	PK	4.80512G	45.17	74.00	-28.83	3	Horizontal	262	1.08
Mode 9	Pass	PK	4.86864G	44.69	74.00	-29.31	3	Horizontal	113	1.04
Mode 9	Pass	PK	7.30712G	50.10	74.00	-23.90	3	Horizontal	57	1.06
Mode 9	Pass	PK	10.39668G	57.57	68.20	-10.63	3	Horizontal	59	1.64



Mode	Result	Type	Freq (Hz)	Level (dBuV/m)	Limit (dBuV/m)	Margin (dB)	Dist (m)	Condition	Azimuth (°)	Height (m)
Mode 9	Pass	PK	13.33984G	57.31	74.00	-16.69	3	Horizontal	163	1.50
Mode 9	Pass	PK	15.59996G	56.68	74.00	-17.32	3	Horizontal	324	1.50
Mode 10	Pass	AV	4.82098G	31.66	54.00	-22.34	3	Vertical	325	1.30
Mode 10	Pass	AV	4.87376G	33.96	54.00	-20.04	3	Vertical	360	1.50
Mode 10	Pass	AV	7.31112G	51.72	54.00	-2.28	3	Vertical	8	1.65
Mode 10	Pass	AV	10.41374G	40.96	68.20	-27.24	3	Vertical	153	1.50
Mode 10	Pass	AV	12.67932G	42.29	54.00	-11.71	3	Vertical	215	1.77
Mode 10	Pass	AV	15.59412G	42.91	54.00	-11.09	3	Vertical	299	1.50
Mode 10	Pass	PK	4.81003G	44.55	74.00	-29.45	3	Vertical	325	1.30
Mode 10	Pass	PK	4.8737G	47.41	74.00	-26.59	3	Vertical	360	1.50
Mode 10	Pass	PK	7.31832G	65.35	74.00	-8.65	3	Vertical	8	1.65
Mode 10	Pass	PK	10.39187G	55.17	68.20	-13.03	3	Vertical	153	1.50
Mode 10	Pass	PK	12.68421G	55.79	74.00	-18.21	3	Vertical	215	1.77
Mode 10	Pass	PK	15.59139G	56.31	74.00	-17.69	3	Vertical	299	1.50
Mode 10	Pass	AV	4.80904G	32.93	54.00	-21.07	3	Horizontal	43	1.95
Mode 10	Pass	AV	4.87361G	34.89	54.00	-19.11	3	Horizontal	357	1.50
Mode 10	Pass	AV	7.3101G	47.20	54.00	-6.80	3	Horizontal	51	1.58
Mode 10	Pass	AV	10.40426G	41.03	68.20	-27.17	3	Horizontal	22	1.00
Mode 10	Pass	AV	12.68112G	42.32	54.00	-11.68	3	Horizontal	263	1.50
Mode 10	Pass	AV	15.59271G	42.96	54.00	-11.04	3	Horizontal	31	1.99
Mode 10	Pass	PK	4.81627G	44.79	74.00	-29.21	3	Horizontal	43	1.95
Mode 10	Pass	PK	4.86806G	47.73	74.00	-26.27	3	Horizontal	357	1.50
Mode 10	Pass	PK	7.30212G	60.91	74.00	-13.09	3	Horizontal	51	1.58
Mode 10	Pass	PK	10.39529G	54.34	68.20	-13.86	3	Horizontal	22	1.00
Mode 10	Pass	PK	12.70455G	55.68	68.20	-12.52	3	Horizontal	263	1.50
Mode 10	Pass	PK	15.60396G	56.40	74.00	-17.60	3	Horizontal	31	1.99
Mode 11	Pass	AV	4.81936G	33.10	54.00	-20.90	3	Vertical	0	1.28
Mode 11	Pass	AV	10.40762G	40.76	68.20	-27.44	3	Vertical	360	2.00
Mode 11	Pass	AV	11.39254G	41.58	54.00	-12.42	3	Vertical	55	1.83
Mode 11	Pass	AV	12.78592G	42.72	68.20	-25.48	3	Vertical	125	1.56
Mode 11	Pass	AV	15.59139G	43.01	54.00	-10.99	3	Vertical	242	1.50
Mode 11	Pass	AV	17.07336G	44.51	68.20	-23.69	3	Vertical	122	1.10
Mode 11	Pass	PK	4.79845G	46.73	74.00	-27.27	3	Vertical	0	1.28
Mode 11	Pass	PK	10.40318G	54.44	68.20	-13.76	3	Vertical	360	2.00
Mode 11	Pass	PK	11.37577G	54.68	74.00	-19.32	3	Vertical	55	1.83
Mode 11	Pass	PK	12.79732G	55.74	68.20	-12.46	3	Vertical	125	1.56
Mode 11	Pass	PK	15.59892G	55.93	74.00	-18.07	3	Vertical	242	1.50
Mode 11	Pass	PK	17.05521G	57.18	68.20	-11.02	3	Vertical	122	1.10
Mode 11	Pass	AV	4.82452G	33.39	54.00	-20.61	3	Horizontal	63	2.26
Mode 11	Pass	AV	10.40933G	40.67	68.20	-27.53	3	Horizontal	253	2.37
Mode 11	Pass	AV	11.39365G	41.54	54.00	-12.46	3	Horizontal	73	1.33
Mode 11	Pass	AV	12.79345G	42.65	68.20	-25.55	3	Horizontal	344	1.05
Mode 11	Pass	AV	15.60459G	42.90	54.00	-11.10	3	Horizontal	189	1.18
Mode 11	Pass	AV	17.06007G	44.50	68.20	-23.70	3	Horizontal	45	2.75
Mode 11	Pass	PK	4.81531G	46.98	74.00	-27.02	3	Horizontal	63	2.26
Mode 11	Pass	PK	10.40504G	54.44	68.20	-13.76	3	Horizontal	253	2.37
Mode 11	Pass	PK	11.38837G	54.99	74.00	-19.01	3	Horizontal	73	1.33
Mode 11	Pass	PK	12.8035G	55.53	68.20	-12.67	3	Horizontal	344	1.05
Mode 11	Pass	PK	15.59508G	56.05	74.00	-17.95	3	Horizontal	189	1.18
Mode 11	Pass	PK	17.06211G	57.79	68.20	-10.41	3	Horizontal	45	2.75



Mode	Result	Type	Freq (Hz)	Level (dBuV/m)	Limit (dBuV/m)	Margin (dB)	Dist (m)	Condition	Azimuth (°)	Height (m)
Mode 12	Pass	AV	4.82179G	31.93	54.00	-22.07	3	Vertical	153	2.92
Mode 12	Pass	AV	10.40282G	41.10	68.20	-27.10	3	Vertical	180	1.50
Mode 12	Pass	AV	12.68784G	42.09	54.00	-11.91	3	Vertical	360	1.50
Mode 12	Pass	AV	13.34167G	42.63	54.00	-11.37	3	Vertical	347	1.00
Mode 12	Pass	AV	15.59109G	43.10	54.00	-10.90	3	Vertical	211	1.92
Mode 12	Pass	PK	4.8208G	44.77	74.00	-29.23	3	Vertical	153	2.92
Mode 12	Pass	PK	10.39442G	54.64	68.20	-13.56	3	Vertical	180	1.50
Mode 12	Pass	PK	12.69435G	56.01	74.00	-17.99	3	Vertical	360	1.50
Mode 12	Pass	PK	13.31896G	56.27	74.00	-17.73	3	Vertical	347	1.00
Mode 12	Pass	PK	15.59544G	55.72	74.00	-18.28	3	Vertical	211	1.92
Mode 12	Pass	AV	4.82254G	32.07	54.00	-21.93	3	Horizontal	71	1.86
Mode 12	Pass	AV	10.39337G	41.08	68.20	-27.12	3	Horizontal	247	1.68
Mode 12	Pass	AV	12.67593G	41.93	54.00	-12.07	3	Horizontal	62	1.03
Mode 12	Pass	AV	13.32304G	42.61	54.00	-11.39	3	Horizontal	285	1.50
Mode 12	Pass	AV	15.5907G	43.17	54.00	-10.83	3	Horizontal	220	1.11
Mode 12	Pass	PK	4.82122G	45.76	74.00	-28.24	3	Horizontal	71	1.86
Mode 12	Pass	PK	10.39196G	54.85	68.20	-13.35	3	Horizontal	247	1.68
Mode 12	Pass	PK	12.6807G	54.97	74.00	-19.03	3	Horizontal	62	1.03
Mode 12	Pass	PK	13.31554G	55.88	74.00	-18.12	3	Horizontal	285	1.50
Mode 12	Pass	PK	15.59154G	55.29	74.00	-18.71	3	Horizontal	220	1.11
Mode 13	Pass	AV	4.87352G	35.10	54.00	-18.90	3	Vertical	308	1.50
Mode 13	Pass	AV	4.87532G	34.79	54.00	-19.21	3	Vertical	355	1.11
Mode 13	Pass	AV	7.31067G	42.68	54.00	-11.32	3	Vertical	293	1.60
Mode 13	Pass	AV	10.40294G	40.91	68.20	-27.29	3	Vertical	89	1.55
Mode 13	Pass	AV	15.61053G	43.17	54.00	-10.83	3	Vertical	25	1.17
Mode 13	Pass	PK	4.87562G	48.09	74.00	-25.91	3	Vertical	355	1.11
Mode 13	Pass	PK	4.87808G	49.06	74.00	-24.94	3	Vertical	308	1.50
Mode 13	Pass	PK	7.30797G	56.52	74.00	-17.48	3	Vertical	293	1.60
Mode 13	Pass	PK	10.39961G	53.90	68.20	-14.30	3	Vertical	89	1.55
Mode 13	Pass	PK	15.58749G	56.25	74.00	-17.75	3	Vertical	25	1.17
Mode 13	Pass	AV	4.87259G	36.21	54.00	-17.79	3	Horizontal	360	1.46
Mode 13	Pass	AV	4.87547G	35.76	54.00	-18.24	3	Horizontal	25	1.93
Mode 13	Pass	AV	7.3107G	43.43	54.00	-10.57	3	Horizontal	75	1.56
Mode 13	Pass	AV	10.38521G	40.78	68.20	-27.42	3	Horizontal	170	1.45
Mode 13	Pass	AV	15.58899G	43.24	54.00	-10.76	3	Horizontal	326	2.38
Mode 13	Pass	PK	4.87504G	49.88	74.00	-24.12	3	Horizontal	25	1.93
Mode 13	Pass	PK	4.88279G	49.89	74.00	-24.11	3	Horizontal	360	1.46
Mode 13	Pass	PK	7.31049G	57.00	74.00	-17.00	3	Horizontal	75	1.56
Mode 13	Pass	PK	10.38902G	55.01	68.20	-13.19	3	Horizontal	170	1.45
Mode 13	Pass	PK	15.60789G	56.17	74.00	-17.83	3	Horizontal	326	2.38
Mode 14	Pass	AV	4.87202G	34.34	54.00	-19.66	3	Vertical	336	1.50
Mode 14	Pass	AV	4.875G	33.95	54.00	-20.05	3	Vertical	99	1.00
Mode 14	Pass	AV	7.31049G	40.24	54.00	-13.76	3	Vertical	360	1.50
Mode 14	Pass	AV	10.40684G	41.29	68.20	-26.91	3	Vertical	28	1.50
Mode 14	Pass	AV	11.39242G	41.47	54.00	-12.53	3	Vertical	111	1.03
Mode 14	Pass	AV	15.61143G	43.13	54.00	-10.87	3	Vertical	95	2.79
Mode 14	Pass	AV	17.05614G	44.55	68.20	-23.65	3	Vertical	336	1.47
Mode 14	Pass	PK	4.86683G	47.52	74.00	-26.48	3	Vertical	336	1.50
Mode 14	Pass	PK	4.87696G	46.86	74.00	-27.14	3	Vertical	99	1.00
Mode 14	Pass	PK	7.3107G	54.69	74.00	-19.31	3	Vertical	360	1.50





Mode	Result	Type	Freq (Hz)	Level (dBuV/m)	Limit (dBuV/m)	Margin (dB)	Dist (m)	Condition	Azimuth (°)	Height (m)
Mode 14	Pass	PK	10.39409G	58.48	68.20	-9.72	3	Vertical	28	1.50
Mode 14	Pass	PK	11.39317G	54.45	74.00	-19.55	3	Vertical	111	1.03
Mode 14	Pass	PK	15.59724G	55.83	74.00	-18.17	3	Vertical	95	2.79
Mode 14	Pass	PK	17.06712G	57.54	68.20	-10.66	3	Vertical	336	1.47
Mode 14	Pass	AV	4.87226G	36.31	54.00	-17.69	3	Horizontal	328	2.00
Mode 14	Pass	AV	4.87583G	35.76	54.00	-18.24	3	Horizontal	123	1.26
Mode 14	Pass	AV	7.3101G	40.27	54.00	-13.73	3	Horizontal	315	1.51
Mode 14	Pass	AV	10.39187G	40.99	68.20	-27.21	3	Horizontal	96	1.54
Mode 14	Pass	AV	11.38645G	41.59	54.00	-12.41	3	Horizontal	343	2.61
Mode 14	Pass	AV	15.60354G	43.06	54.00	-10.94	3	Horizontal	360	1.70
Mode 14	Pass	AV	17.07549G	44.57	68.20	-23.63	3	Horizontal	326	1.14
Mode 14	Pass	PK	4.87403G	51.03	74.00	-22.97	3	Horizontal	328	2.00
Mode 14	Pass	PK	4.87529G	49.72	74.00	-24.28	3	Horizontal	123	1.26
Mode 14	Pass	PK	7.30785G	54.02	74.00	-19.98	3	Horizontal	315	1.51
Mode 14	Pass	PK	10.39898G	55.23	68.20	-12.97	3	Horizontal	96	1.54
Mode 14	Pass	PK	11.38954G	54.72	74.00	-19.28	3	Horizontal	343	2.61
Mode 14	Pass	PK	15.59115G	56.19	74.00	-17.81	3	Horizontal	360	1.70
Mode 14	Pass	PK	17.05821G	58.21	68.20	-9.99	3	Horizontal	326	1.14
Mode 15	Pass	AV	4.86692G	34.98	54.00	-19.02	3	Vertical	98	1.97
Mode 15	Pass	AV	4.8728G	34.84	54.00	-19.16	3	Vertical	342	2.80
Mode 15	Pass	AV	7.3116G	41.65	54.00	-12.35	3	Vertical	355	1.49
Mode 15	Pass	AV	13.33213G	45.32	54.00	-8.68	3	Vertical	17	2.53
Mode 15	Pass	AV	15.59892G	43.08	54.00	-10.92	3	Vertical	142	2.13
Mode 15	Pass	PK	4.86836G	45.82	74.00	-28.18	3	Vertical	342	2.80
Mode 15	Pass	PK	4.8695G	44.51	74.00	-29.49	3	Vertical	98	1.97
Mode 15	Pass	PK	7.31178G	52.57	74.00	-21.43	3	Vertical	355	1.49
Mode 15	Pass	PK	10.40768G	52.26	68.20	-15.94	3	Vertical	330	1.00
Mode 15	Pass	PK	13.32772G	54.74	74.00	-19.26	3	Vertical	17	2.53
Mode 15	Pass	PK	15.59676G	53.20	74.00	-20.80	3	Vertical	142	2.13
Mode 15	Pass	AV	4.86602G	36.13	54.00	-17.87	3	Horizontal	179	1.71
Mode 15	Pass	AV	4.87904G	38.03	54.00	-15.97	3	Horizontal	240	2.24
Mode 15	Pass	AV	7.31624G	40.51	54.00	-13.49	3	Horizontal	345	1.57
Mode 15	Pass	AV	13.3213G	45.40	54.00	-8.60	3	Horizontal	266	1.90
Mode 15	Pass	AV	15.59718G	43.26	54.00	-10.74	3	Horizontal	256	1.58
Mode 15	Pass	PK	4.87214G	47.75	74.00	-26.25	3	Horizontal	179	1.71
Mode 15	Pass	PK	4.87898G	49.32	74.00	-24.68	3	Horizontal	240	2.24
Mode 15	Pass	PK	7.31804G	52.21	74.00	-21.79	3	Horizontal	345	1.57
Mode 15	Pass	PK	10.40222G	51.89	68.20	-16.31	3	Horizontal	307	3.00
Mode 15	Pass	PK	13.31587G	54.24	74.00	-19.76	3	Horizontal	266	1.90
Mode 15	Pass	PK	15.59454G	53.61	74.00	-20.39	3	Horizontal	256	1.58
Mode 16	Pass	AV	4.87214G	34.89	54.00	-19.11	3	Vertical	16	1.55
Mode 16	Pass	AV	4.8736G	34.45	54.00	-19.55	3	Vertical	274	1.21
Mode 16	Pass	AV	7.31132G	49.96	54.00	-4.04	3	Vertical	11	1.48
Mode 16	Pass	AV	12.69537G	44.28	54.00	-9.72	3	Vertical	312	1.76
Mode 16	Pass	AV	15.59742G	42.85	54.00	-11.15	3	Vertical	335	2.03
Mode 16	Pass	PK	4.87584G	45.39	74.00	-28.61	3	Vertical	274	1.21
Mode 16	Pass	PK	4.87628G	44.97	74.00	-29.03	3	Vertical	16	1.55
Mode 16	Pass	PK	7.3114G	62.02	74.00	-11.98	3	Vertical	11	1.48
Mode 16	Pass	PK	10.39982G	52.71	68.20	-15.49	3	Vertical	283	2.47
Mode 16	Pass	PK	12.6942G	53.61	74.00	-20.39	3	Vertical	312	1.76



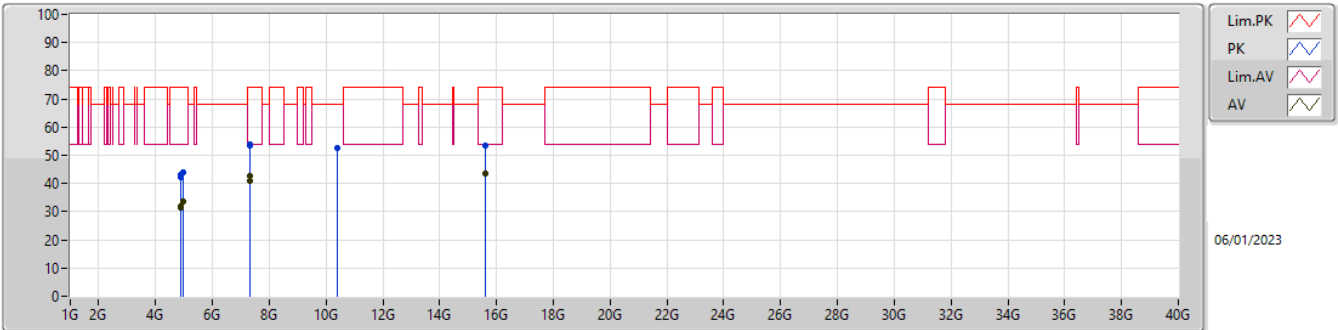
Mode	Result	Type	Freq (Hz)	Level (dBuV/m)	Limit (dBuV/m)	Margin (dB)	Dist (m)	Condition	Azimuth (°)	Height (m)
Mode 16	Pass	PK	15.59628G	52.63	74.00	-21.37	3	Vertical	335	2.03
Mode 16	Pass	AV	4.86752G	34.79	54.00	-19.21	3	Horizontal	247	1.83
Mode 16	Pass	AV	4.87346G	35.39	54.00	-18.61	3	Horizontal	116	1.35
Mode 16	Pass	AV	7.312G	49.52	54.00	-4.48	3	Horizontal	76	2.57
Mode 16	Pass	AV	12.68967G	44.91	54.00	-9.09	3	Horizontal	66	2.81
Mode 16	Pass	AV	15.59904G	42.93	54.00	-11.07	3	Horizontal	305	2.15
Mode 16	Pass	PK	4.8761G	45.54	74.00	-28.46	3	Horizontal	116	1.35
Mode 16	Pass	PK	4.87884G	46.78	74.00	-27.22	3	Horizontal	247	1.83
Mode 16	Pass	PK	7.30204G	62.79	74.00	-11.21	3	Horizontal	76	2.57
Mode 16	Pass	PK	10.39034G	51.43	68.20	-16.77	3	Horizontal	65	2.99
Mode 16	Pass	PK	12.70293G	53.82	68.20	-14.38	3	Horizontal	66	2.81
Mode 16	Pass	PK	15.60708G	53.56	74.00	-20.44	3	Horizontal	305	2.15
Mode 17	Pass	AV	4.86818G	34.99	54.00	-19.01	3	Vertical	104	1.38
Mode 17	Pass	AV	11.3674G	42.60	54.00	-11.40	3	Vertical	288	1.80
Mode 17	Pass	AV	12.68271G	44.70	54.00	-9.30	3	Vertical	43	2.34
Mode 17	Pass	AV	15.59604G	42.75	54.00	-11.25	3	Vertical	316	1.91
Mode 17	Pass	PK	4.86548G	45.49	74.00	-28.51	3	Vertical	104	1.38
Mode 17	Pass	PK	10.40616G	52.05	68.20	-16.15	3	Vertical	331	2.27
Mode 17	Pass	PK	11.36662G	52.82	74.00	-21.18	3	Vertical	288	1.80
Mode 17	Pass	PK	12.67605G	53.79	74.00	-20.21	3	Vertical	43	2.34
Mode 17	Pass	PK	15.60844G	53.61	74.00	-20.39	3	Vertical	316	1.91
Mode 17	Pass	PK	17.0685G	55.62	68.20	-12.58	3	Vertical	167	2.03
Mode 17	Pass	AV	4.8665G	35.03	54.00	-18.97	3	Horizontal	61	2.38
Mode 17	Pass	AV	11.38174G	42.69	54.00	-11.31	3	Horizontal	261	2.33
Mode 17	Pass	AV	12.68052G	44.82	54.00	-9.18	3	Horizontal	184	1.73
Mode 17	Pass	AV	15.60844G	43.09	54.00	-10.91	3	Horizontal	0	2.61
Mode 17	Pass	PK	4.8716G	45.50	74.00	-28.50	3	Horizontal	61	2.38
Mode 17	Pass	PK	10.40436G	51.67	68.20	-16.53	3	Horizontal	267	1.25
Mode 17	Pass	PK	11.3905G	52.55	74.00	-21.45	3	Horizontal	261	2.33
Mode 17	Pass	PK	12.68259G	53.59	74.00	-20.41	3	Horizontal	184	1.73
Mode 17	Pass	PK	15.59492G	53.13	74.00	-20.87	3	Horizontal	0	2.61
Mode 17	Pass	PK	17.058G	55.07	68.20	-13.13	3	Horizontal	130	1.38
Mode 18	Pass	AV	4.86692G	34.98	54.00	-19.02	3	Vertical	98	1.97
Mode 18	Pass	AV	4.8728G	34.84	54.00	-19.16	3	Vertical	342	2.80
Mode 18	Pass	AV	7.3116G	41.65	54.00	-12.35	3	Vertical	355	1.49
Mode 18	Pass	AV	13.33213G	45.32	54.00	-8.68	3	Vertical	17	2.53
Mode 18	Pass	AV	15.59892G	43.08	54.00	-10.92	3	Vertical	142	2.13
Mode 18	Pass	PK	4.86836G	45.82	74.00	-28.18	3	Vertical	342	2.80
Mode 18	Pass	PK	4.8695G	44.51	74.00	-29.49	3	Vertical	98	1.97
Mode 18	Pass	PK	7.31178G	52.57	74.00	-21.43	3	Vertical	355	1.49
Mode 18	Pass	PK	10.40768G	52.26	68.20	-15.94	3	Vertical	330	1.00
Mode 18	Pass	PK	13.32772G	54.74	74.00	-19.26	3	Vertical	17	2.53
Mode 18	Pass	PK	15.59676G	53.20	74.00	-20.80	3	Vertical	142	2.13
Mode 18	Pass	AV	4.86602G	36.13	54.00	-17.87	3	Horizontal	179	1.71
Mode 18	Pass	AV	4.87904G	38.03	54.00	-15.97	3	Horizontal	240	2.24
Mode 18	Pass	AV	7.31624G	40.51	54.00	-13.49	3	Horizontal	345	1.57
Mode 18	Pass	AV	13.3213G	45.40	54.00	-8.60	3	Horizontal	266	1.90
Mode 18	Pass	AV	15.59718G	43.26	54.00	-10.74	3	Horizontal	256	1.58
Mode 18	Pass	PK	4.87214G	47.75	74.00	-26.25	3	Horizontal	179	1.71
Mode 18	Pass	PK	4.87898G	49.32	74.00	-24.68	3	Horizontal	240	2.24





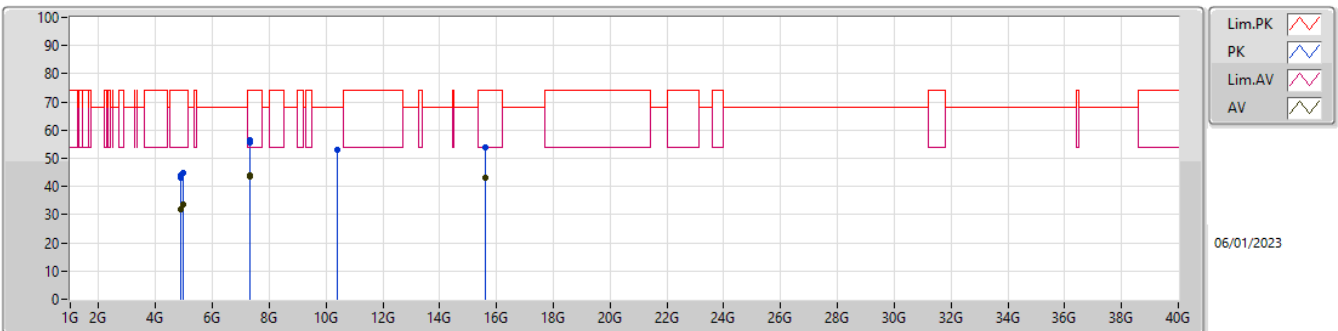
Mode	Result	Type	Freq (Hz)	Level (dBuV/m)	Limit (dBuV/m)	Margin (dB)	Dist (m)	Condition	Azimuth (°)	Height (m)
Mode 18	Pass	PK	7.31804G	52.21	74.00	-21.79	3	Horizontal	345	1.57
Mode 18	Pass	PK	10.40222G	51.89	68.20	-16.31	3	Horizontal	307	3.00
Mode 18	Pass	PK	13.31587G	54.24	74.00	-19.76	3	Horizontal	266	1.90
Mode 18	Pass	PK	15.59454G	53.61	74.00	-20.39	3	Horizontal	256	1.58

Radiated Emissions above 1GHz\_Mode 1



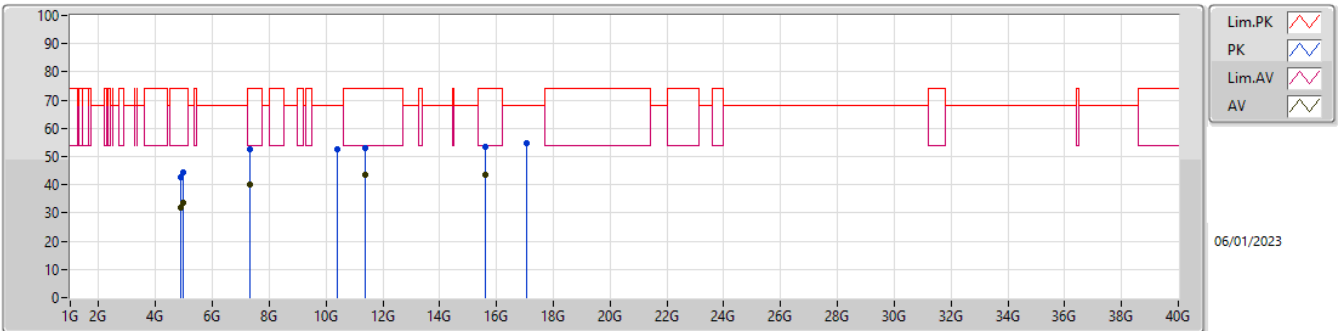
Type	Freq (Hz)	Level (dBuV/m)	Limit (dBuV/m)	Margin (dB)	Factor (dB/m)	Dist (m)	Condition	Azimuth (°)	Height (m)	Comment	Raw (dBuV/m)	AF (dB/m)	CL (dB)	PA (dB)
AV	4.88684G	31.85	54.00	-22.15	3.72	3	Vertical	38	1.66	-	28.13	32.65	5.72	34.65
AV	4.88834G	31.66	54.00	-22.34	3.72	3	Vertical	76	1.39	-	27.94	32.65	5.72	34.65
AV	4.966G	33.42	54.00	-20.58	4.19	3	Vertical	335	1.05	-	29.23	33.06	5.77	34.64
AV	7.31004G	42.52	54.00	-11.48	9.10	3	Vertical	60	1.88	-	33.42	37.06	6.82	34.78
AV	7.3136G	40.99	54.00	-13.01	9.09	3	Vertical	60	2.51	-	31.90	37.05	6.82	34.78
AV	15.60348G	43.33	54.00	-10.67	13.14	3	Vertical	105	2.09	-	30.19	38.28	9.82	34.96
PK	4.87616G	42.30	74.00	-31.70	3.67	3	Vertical	38	1.66	-	38.63	32.60	5.72	34.65
PK	4.8881G	43.09	74.00	-30.91	3.72	3	Vertical	76	1.39	-	39.37	32.65	5.72	34.65
PK	4.97014G	44.01	74.00	-29.99	4.21	3	Vertical	335	1.05	-	39.80	33.08	5.77	34.64
PK	7.31212G	53.54	74.00	-20.46	9.09	3	Vertical	60	2.5	-	44.45	37.05	6.82	34.78
PK	7.31848G	53.95	74.00	-20.05	9.08	3	Vertical	60	1.88	-	44.87	37.03	6.83	34.78
PK	10.39324G	52.49	68.20	-15.71	12.29	3	Vertical	15	2.09	-	40.20	39.08	8.04	34.83
PK	15.6098G	53.32	74.00	-20.68	13.11	3	Vertical	105	2.09	-	40.21	38.25	9.82	34.96

Radiated Emissions above 1GHz\_Mode 1



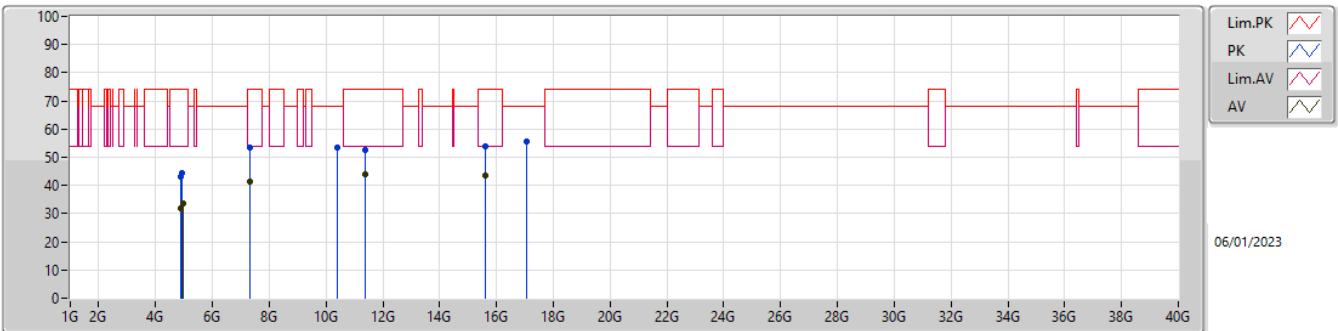
Type	Freq (Hz)	Level (dBuV/m)	Limit (dBuV/m)	Margin (dB)	Factor (dB/m)	Dist (m)	Condition	Azimuth (°)	Height (m)	Comment	Raw (dBuV/m)	AF (dB/m)	CL (dB)	PA (dB)
AV	4.88888G	32.00	54.00	-22.00	3.73	3	Horizontal	105	1.87	-	28.27	32.66	5.72	34.65
AV	4.88894G	31.70	54.00	-22.30	3.73	3	Horizontal	228	1.29	-	27.97	32.66	5.72	34.65
AV	4.9657G	33.52	54.00	-20.48	4.19	3	Horizontal	359	1.75	-	29.33	33.06	5.77	34.64
AV	7.31224G	43.33	54.00	-10.67	9.09	3	Horizontal	18	1.54	-	34.24	37.05	6.82	34.78
AV	7.31232G	44.18	54.00	-9.82	9.09	3	Horizontal	16	1.49	-	35.09	37.05	6.82	34.78
AV	15.60604G	43.27	54.00	-10.73	13.13	3	Horizontal	329	1.40	-	30.14	38.27	9.82	34.96
PK	4.87664G	43.79	74.00	-30.21	3.68	3	Horizontal	105	1.87	-	40.11	32.61	5.72	34.65
PK	4.88456G	43.08	74.00	-30.92	3.71	3	Horizontal	228	1.29	-	39.37	32.64	5.72	34.65
PK	4.97428G	44.76	74.00	-29.24	4.23	3	Horizontal	359	1.75	-	40.53	33.10	5.77	34.64
PK	7.30216G	55.74	74.00	-18.26	9.13	3	Horizontal	16	1.49	-	46.61	37.09	6.82	34.78
PK	7.3022G	56.33	74.00	-17.67	9.13	3	Horizontal	18	1.54	-	47.20	37.09	6.82	34.78
PK	10.41362G	52.95	68.20	-15.25	12.30	3	Horizontal	269	1.95	-	40.65	39.07	8.04	34.81
PK	15.60648G	53.91	74.00	-20.09	13.13	3	Horizontal	329	1.40	-	40.78	38.27	9.82	34.96

Radiated Emissions above 1GHz\_Mode 2



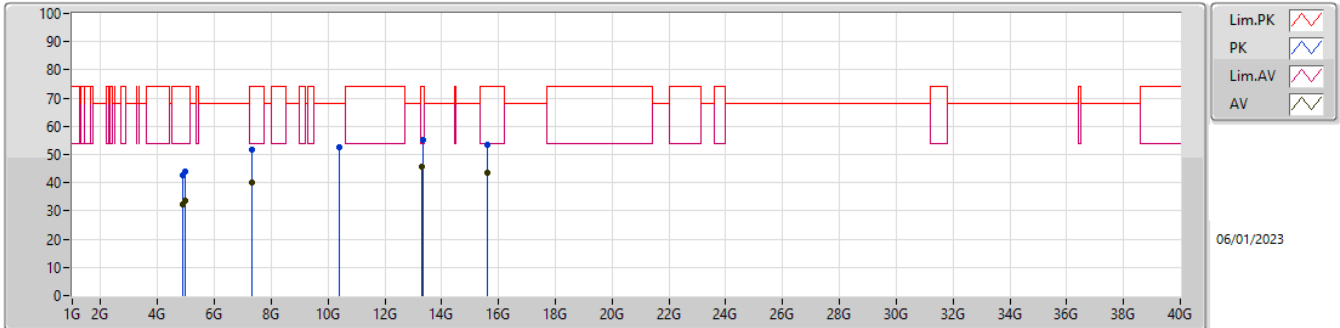
Type	Freq (Hz)	Level (dBuV/m)	Limit (dBuV/m)	Margin (dB)	Factor (dB/m)	Dist (m)	Condition	Azimuth (°)	Height (m)	Comment	Raw (dBuV/m)	AF (dB/m)	CL (dB)	PA (dB)
AV	4.88296G	32.01	54.00	-21.99	3.70	3	Vertical	263	2.25	-	28.31	32.63	5.72	34.65
AV	4.95976G	33.55	54.00	-20.45	4.17	3	Vertical	269	2.80	-	29.38	33.04	5.77	34.64
AV	7.3144G	40.29	54.00	-13.71	9.08	3	Vertical	321	2.30	-	31.21	37.04	6.82	34.78
AV	11.38684G	43.65	54.00	-10.35	12.97	3	Vertical	229	1.90	-	30.68	39.09	8.45	34.57
AV	15.60544G	43.33	54.00	-10.67	13.13	3	Vertical	201	1.18	-	30.20	38.27	9.82	34.96
PK	4.87208G	42.53	74.00	-31.47	3.65	3	Vertical	263	2.25	-	38.88	32.59	5.71	34.65
PK	4.97452G	44.32	74.00	-29.68	4.23	3	Vertical	269	2.80	-	40.09	33.10	5.77	34.64
PK	7.30912G	52.43	74.00	-21.57	9.10	3	Vertical	321	2.30	-	43.33	37.06	6.82	34.78
PK	10.39348G	52.61	68.20	-15.59	12.29	3	Vertical	227	2.50	-	40.32	39.08	8.04	34.83
PK	11.37364G	52.90	74.00	-21.10	12.95	3	Vertical	229	1.90	-	39.95	39.07	8.45	34.57
PK	15.59952G	53.45	74.00	-20.55	13.16	3	Vertical	201	1.18	-	40.29	38.30	9.81	34.95
PK	17.06004G	54.82	68.20	-13.38	13.79	3	Vertical	245	1.01	-	41.03	37.76	10.19	34.16

Radiated Emissions above 1GHz\_Mode 2



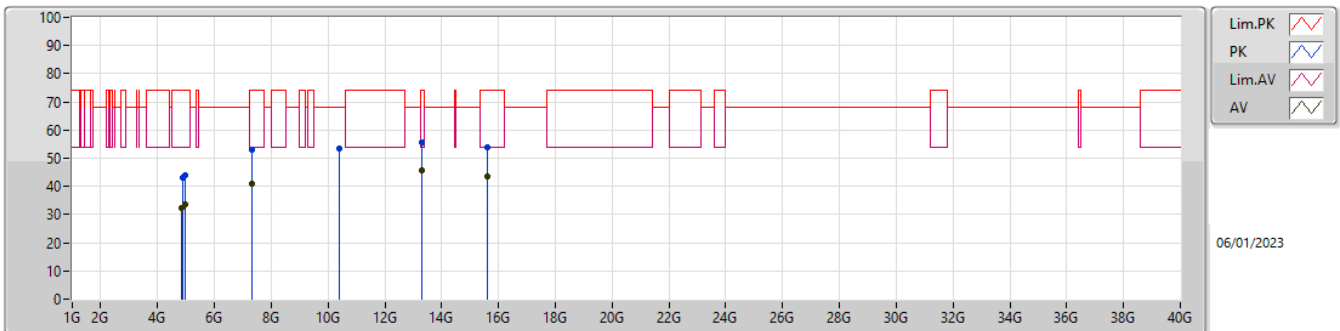
Type	Freq (Hz)	Level (dBuV/m)	Limit (dBuV/m)	Margin (dB)	Factor (dB/m)	Dist (m)	Condition	Azimuth (°)	Height (m)	Comment	Raw (dBuV/m)	AF (dB/m)	CL (dB)	PA (dB)
AV	4.88388G	31.78	54.00	-22.22	3.71	3	Horizontal	279	2.86	-	28.07	32.64	5.72	34.65
AV	4.97362G	33.53	54.00	-20.47	4.22	3	Horizontal	292	1.94	-	29.31	33.09	5.77	34.64
AV	7.31024G	41.47	54.00	-12.53	9.10	3	Horizontal	305	2.25	-	32.37	37.06	6.82	34.78
AV	11.38888G	43.81	54.00	-10.19	12.97	3	Horizontal	91	2.19	-	30.84	39.09	8.45	34.57
AV	15.60812G	43.37	54.00	-10.63	13.12	3	Horizontal	265	2.63	-	30.25	38.26	9.82	34.96
PK	4.88396G	42.91	74.00	-31.09	3.71	3	Horizontal	279	2.86	-	39.20	32.64	5.72	34.65
PK	4.95058G	44.36	74.00	-29.64	4.12	3	Horizontal	292	1.94	-	40.24	33.00	5.76	34.64
PK	7.31768G	53.29	74.00	-20.71	9.08	3	Horizontal	305	2.25	-	44.21	37.03	6.83	34.78
PK	10.40692G	53.51	68.20	-14.69	12.32	3	Horizontal	32	2.99	-	41.19	39.09	8.04	34.81
PK	11.37178G	52.77	74.00	-21.23	12.95	3	Horizontal	91	2.19	-	39.82	39.07	8.45	34.57
PK	15.59912G	53.81	74.00	-20.19	13.16	3	Horizontal	265	2.63	-	40.65	38.30	9.81	34.95
PK	17.08254G	55.45	68.20	-12.75	13.80	3	Horizontal	341	2.89	-	41.65	37.78	10.19	34.17

Radiated Emissions above 1GHz\_Mode 3



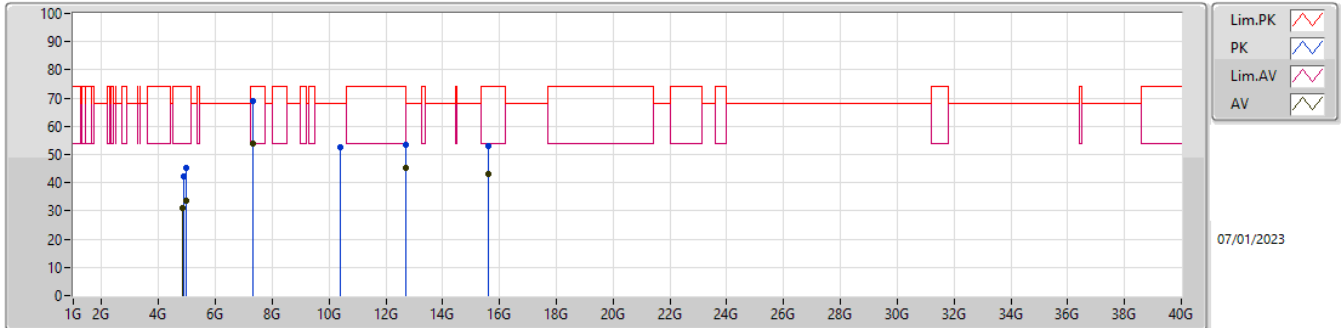
Type	Freq (Hz)	Level (dBuV/m)	Limit (dBuV/m)	Margin (dB)	Factor (dB/m)	Dist (m)	Condition	Azimuth (°)	Height (m)	Comment	Raw (dBuV/m)	AF (dB/m)	CL (dB)	PA (dB)
AV	4.86732G	32.17	54.00	-21.83	3.63	3	Vertical	113	1.12	-	28.54	32.57	5.71	34.65
AV	4.97302G	33.57	54.00	-20.43	4.22	3	Vertical	125	1.37	-	29.35	33.09	5.77	34.64
AV	7.31172G	40.06	54.00	-13.94	9.09	3	Vertical	320	2.29	-	30.97	37.05	6.82	34.78
AV	13.32319G	45.62	54.00	-8.38	16.12	3	Vertical	320	2.18	-	29.50	39.99	9.11	32.98
AV	15.60184G	43.34	54.00	-10.66	13.14	3	Vertical	237	1.91	-	30.20	38.29	9.81	34.96
PK	4.86676G	42.83	74.00	-31.17	3.63	3	Vertical	113	1.12	-	39.20	32.57	5.71	34.65
PK	4.95892G	43.99	74.00	-30.01	4.17	3	Vertical	125	1.37	-	39.82	33.04	5.77	34.64
PK	7.30232G	51.72	74.00	-22.28	9.13	3	Vertical	320	2.29	-	42.59	37.09	6.82	34.78
PK	10.40896G	52.47	68.20	-15.73	12.31	3	Vertical	13	1.85	-	40.16	39.08	8.04	34.81
PK	13.3426G	55.17	74.00	-18.83	16.23	3	Vertical	320	2.18	-	38.94	40.07	9.11	32.95
PK	15.5938G	53.30	74.00	-20.70	13.17	3	Vertical	237	1.91	-	40.13	38.31	9.81	34.95

Radiated Emissions above 1GHz\_Mode 3



Type	Freq (Hz)	Level (dBuV/m)	Limit (dBuV/m)	Margin (dB)	Factor (dB/m)	Dist (m)	Condition	Azimuth (°)	Height (m)	Comment	Raw (dBuV/m)	AF (dB/m)	CL (dB)	PA (dB)
AV	4.86508G	32.35	54.00	-21.65	3.62	3	Horizontal	92	2.43	-	28.73	32.56	5.71	34.65
AV	4.9648G	33.54	54.00	-20.46	4.19	3	Horizontal	138	2.93	-	29.35	33.06	5.77	34.64
AV	7.31252G	41.12	54.00	-12.88	9.09	3	Horizontal	305	2.27	-	32.03	37.05	6.82	34.78
AV	13.31926G	45.71	54.00	-8.29	16.10	3	Horizontal	3	2.79	-	29.61	39.98	9.11	32.99
AV	15.59484G	43.47	54.00	-10.53	13.17	3	Horizontal	144	2.60	-	30.30	38.31	9.81	34.95
PK	4.87124G	43.21	74.00	-30.79	3.64	3	Horizontal	92	2.43	-	39.57	32.58	5.71	34.65
PK	4.9534G	44.15	74.00	-29.85	4.13	3	Horizontal	138	2.93	-	40.02	33.01	5.76	34.64
PK	7.31272G	52.96	74.00	-21.04	9.09	3	Horizontal	305	2.27	-	43.87	37.05	6.82	34.78
PK	10.40324G	53.38	68.20	-14.82	12.31	3	Horizontal	24	1.50	-	41.07	39.09	8.04	34.82
PK	13.31815G	55.51	74.00	-18.49	16.09	3	Horizontal	3	2.79	-	39.42	39.97	9.11	32.99
PK	15.59596G	53.78	74.00	-20.22	13.17	3	Horizontal	144	2.60	-	40.61	38.31	9.81	34.95

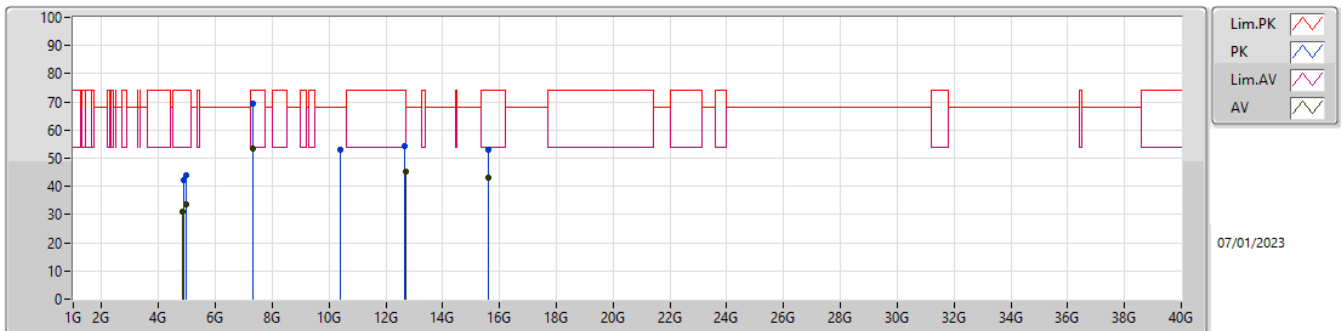
Radiated Emissions above 1GHz\_Mode 4



07/01/2023

Type	Freq (Hz)	Level (dBuV/m)	Limit (dBuV/m)	Margin (dB)	Factor (dB/m)	Dist (m)	Condition	Azimuth (°)	Height (m)	Comment	Raw (dBuV/m)	AF (dB/m)	CL (dB)	PA (dB)
AV	4.86432G	31.08	54.00	-22.92	3.62	3	Vertical	242	2.69	-	27.46	32.56	5.71	34.65
AV	4.97476G	33.57	54.00	-20.43	4.23	3	Vertical	154	1.22	-	29.34	33.10	5.77	34.64
AV	7.31088G	53.81	54.00	-0.19	9.10	3	Vertical	4	2.05	-	44.71	37.06	6.82	34.78
AV	12.69771G	45.17	54.00	-8.83	14.37	3	Vertical	127	1.89	-	30.80	39.49	8.92	34.04
AV	15.59148G	43.25	54.00	-10.75	13.18	3	Vertical	129	2.02	-	30.07	38.32	9.81	34.95
PK	4.8664G	42.23	74.00	-31.77	3.63	3	Vertical	242	2.69	-	38.60	32.57	5.71	34.65
PK	4.97422G	45.33	74.00	-28.67	4.23	3	Vertical	154	1.22	-	41.10	33.10	5.77	34.64
PK	7.30208G	69.11	74.00	-4.89	9.13	3	Vertical	4	2.05	-	59.98	37.09	6.82	34.78
PK	10.39652G	52.43	68.20	-15.77	12.30	3	Vertical	103	2.73	-	40.13	39.09	8.04	34.83
PK	12.69084G	53.62	74.00	-20.38	14.34	3	Vertical	127	1.89	-	39.28	39.47	8.92	34.05
PK	15.60016G	53.11	74.00	-20.89	13.16	3	Vertical	129	2.02	-	39.95	38.30	9.81	34.95

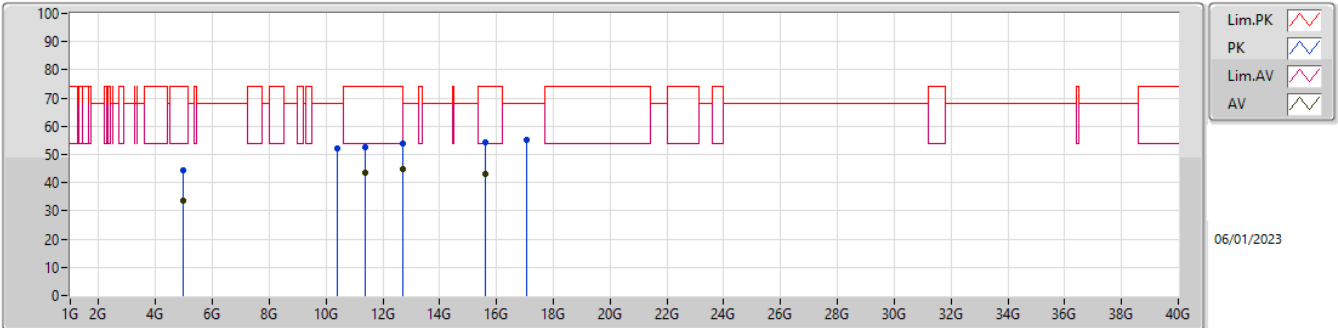
Radiated Emissions above 1GHz\_Mode 4



07/01/2023

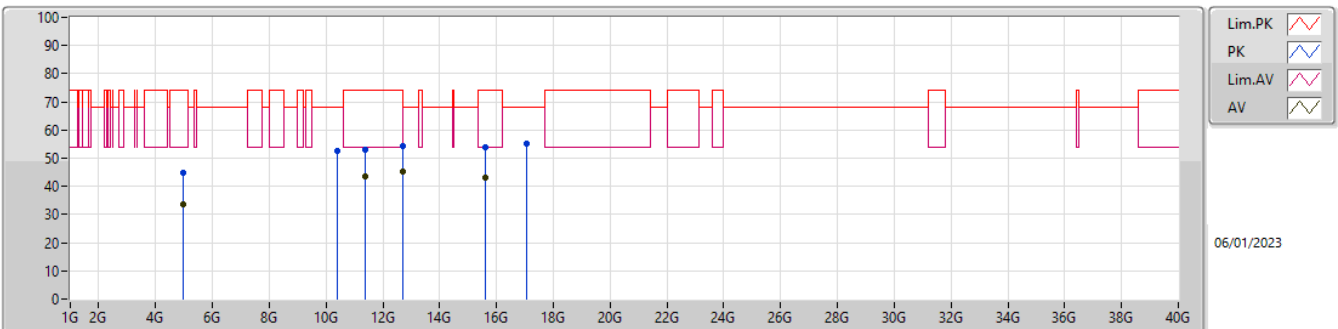
Type	Freq (Hz)	Level (dBuV/m)	Limit (dBuV/m)	Margin (dB)	Factor (dB/m)	Dist (m)	Condition	Azimuth (°)	Height (m)	Comment	Raw (dBuV/m)	AF (dB/m)	CL (dB)	PA (dB)
AV	4.86436G	31.09	54.00	-22.91	3.62	3	Horizontal	344	2.19	-	27.47	32.56	5.71	34.65
AV	4.97068G	33.52	54.00	-20.48	4.21	3	Horizontal	299	2.06	-	29.31	33.08	5.77	34.64
AV	7.31196G	53.29	54.00	-0.71	9.09	3	Horizontal	68	2.03	-	44.20	37.05	6.82	34.78
AV	12.69468G	45.21	54.00	-8.79	14.36	3	Horizontal	267	1.26	-	30.85	39.48	8.92	34.04
AV	15.59264G	43.10	54.00	-10.90	13.17	3	Horizontal	59	1.46	-	29.93	38.31	9.81	34.95
PK	4.87156G	42.44	74.00	-31.56	3.65	3	Horizontal	344	2.19	-	38.79	32.59	5.71	34.65
PK	4.97188G	44.17	74.00	-29.83	4.22	3	Horizontal	299	2.06	-	39.95	33.09	5.77	34.64
PK	7.30212G	69.45	74.00	-4.55	9.13	3	Horizontal	68	2.03	-	60.32	37.09	6.82	34.78
PK	10.3994G	53.13	68.20	-15.07	12.32	3	Horizontal	314	2.17	-	40.81	39.10	8.04	34.82
PK	12.67725G	54.41	74.00	-19.59	14.27	3	Horizontal	267	1.26	-	40.14	39.43	8.91	34.07
PK	15.60148G	53.17	74.00	-20.83	13.14	3	Horizontal	59	1.46	-	40.03	38.29	9.81	34.96

Radiated Emissions above 1GHz\_Mode 5



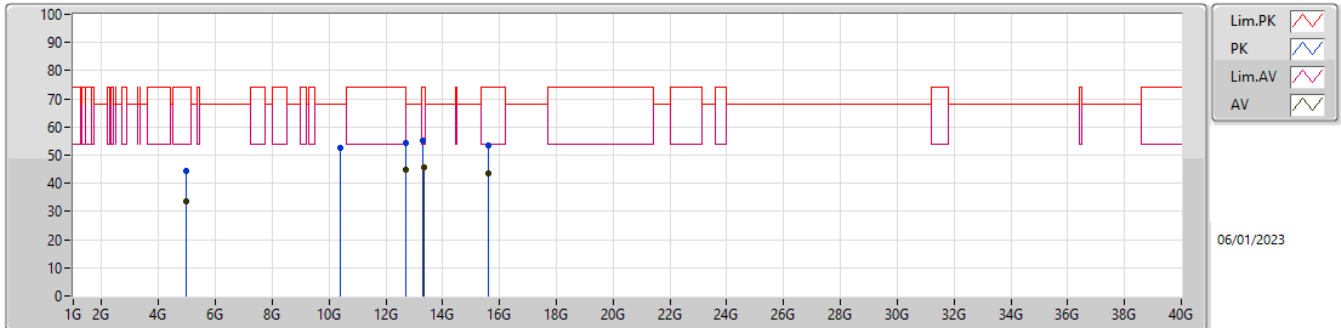
Type	Freq (Hz)	Level (dBuV/m)	Limit (dBuV/m)	Margin (dB)	Factor (dB/m)	Dist (m)	Condition	Azimuth (°)	Height (m)	Comment	Raw (dBuV/m)	AF (dB/m)	CL (dB)	PA (dB)
AV	4.97452G	33.59	54.00	-20.41	4.23	3	Vertical	352	1.96	-	29.36	33.10	5.77	34.64
AV	11.38582G	43.59	54.00	-10.41	12.97	3	Vertical	322	1.05	-	30.62	39.09	8.45	34.57
AV	12.68655G	44.92	54.00	-9.08	14.32	3	Vertical	164	2.72	-	30.60	39.46	8.92	34.06
AV	15.59952G	43.18	54.00	-10.82	13.16	3	Vertical	122	1.14	-	30.02	38.30	9.81	34.95
PK	4.96138G	44.61	74.00	-29.39	4.18	3	Vertical	352	1.96	-	40.43	33.05	5.77	34.64
PK	10.39788G	52.18	68.20	-16.02	12.31	3	Vertical	203	1.83	-	39.87	39.09	8.04	34.82
PK	11.3719G	52.70	74.00	-21.30	12.95	3	Vertical	322	1.05	-	39.75	39.07	8.45	34.57
PK	12.6978G	53.78	74.00	-20.22	14.37	3	Vertical	164	2.72	-	39.41	39.49	8.92	34.04
PK	15.59804G	54.15	74.00	-19.85	13.16	3	Vertical	122	1.14	-	40.99	38.30	9.81	34.95
PK	17.07762G	54.97	68.20	-13.23	13.80	3	Vertical	310	1.68	-	41.17	37.78	10.19	34.17

Radiated Emissions above 1GHz\_Mode 5



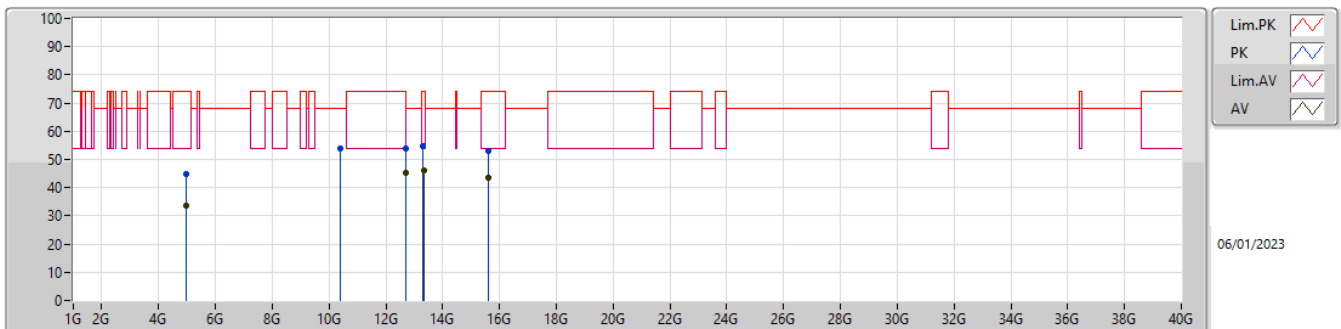
Type	Freq (Hz)	Level (dBuV/m)	Limit (dBuV/m)	Margin (dB)	Factor (dB/m)	Dist (m)	Condition	Azimuth (°)	Height (m)	Comment	Raw (dBuV/m)	AF (dB/m)	CL (dB)	PA (dB)
AV	4.97494G	33.53	54.00	-20.47	4.23	3	Horizontal	230	2.13	-	29.30	33.10	5.77	34.64
AV	11.36986G	43.53	54.00	-10.47	12.95	3	Horizontal	24	1.44	-	30.58	39.07	8.45	34.57
AV	12.69714G	45.07	54.00	-8.93	14.37	3	Horizontal	102	2.54	-	30.70	39.49	8.92	34.04
AV	15.59768G	43.27	54.00	-10.73	13.16	3	Horizontal	35	1.20	-	30.11	38.30	9.81	34.95
PK	4.9741G	44.94	74.00	-29.06	4.23	3	Horizontal	230	2.13	-	40.71	33.10	5.77	34.64
PK	10.40112G	52.45	68.20	-15.75	12.32	3	Horizontal	123	1.47	-	40.13	39.10	8.04	34.82
PK	11.37142G	53.10	74.00	-20.90	12.95	3	Horizontal	24	1.44	-	40.15	39.07	8.45	34.57
PK	12.69534G	54.11	74.00	-19.89	14.37	3	Horizontal	102	2.54	-	39.74	39.49	8.92	34.04
PK	15.60844G	53.97	74.00	-20.03	13.12	3	Horizontal	35	1.20	-	40.85	38.26	9.82	34.96
PK	17.07312G	55.04	68.20	-13.16	13.80	3	Horizontal	82	2.06	-	41.24	37.77	10.19	34.16

Radiated Emissions above 1GHz\_Mode 6



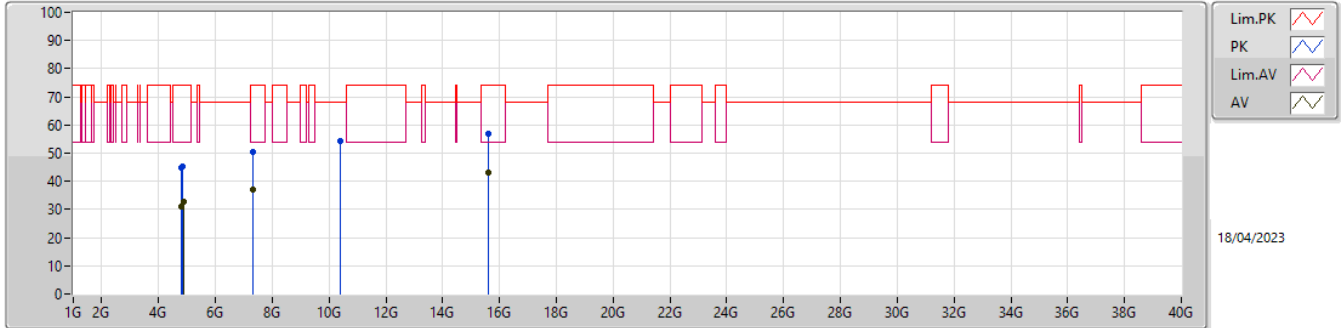
Type	Freq (Hz)	Level (dBuV/m)	Limit (dBuV/m)	Margin (dB)	Factor (dB/m)	Dist (m)	Condition	Azimuth (°)	Height (m)	Comment	Raw (dBuV/m)	AF (dB/m)	CL (dB)	PA (dB)
AV	4.9717G	33.69	54.00	-20.31	4.22	3	Vertical	52	2.39	-	29.47	33.09	5.77	34.64
AV	12.69702G	45.01	54.00	-8.99	14.37	3	Vertical	97	1.65	-	30.64	39.49	8.92	34.04
AV	13.33948G	45.70	54.00	-8.30	16.22	3	Vertical	326	2.25	-	29.48	40.06	9.11	32.95
AV	15.6012G	43.36	54.00	-10.64	13.15	3	Vertical	299	2.59	-	30.21	38.29	9.81	34.95
PK	4.9558G	44.34	74.00	-29.66	4.14	3	Vertical	52	2.39	-	40.20	33.02	5.76	34.64
PK	10.39888G	52.65	68.20	-15.55	12.32	3	Vertical	79	2.24	-	40.33	39.10	8.04	34.82
PK	12.68997G	54.13	74.00	-19.87	14.34	3	Vertical	97	1.65	-	39.79	39.47	8.92	34.05
PK	13.31941G	55.06	74.00	-18.94	16.10	3	Vertical	326	2.25	-	38.96	39.98	9.11	32.99
PK	15.60836G	53.57	74.00	-20.43	13.12	3	Vertical	299	2.59	-	40.45	38.26	9.82	34.96

Radiated Emissions above 1GHz\_Mode 6



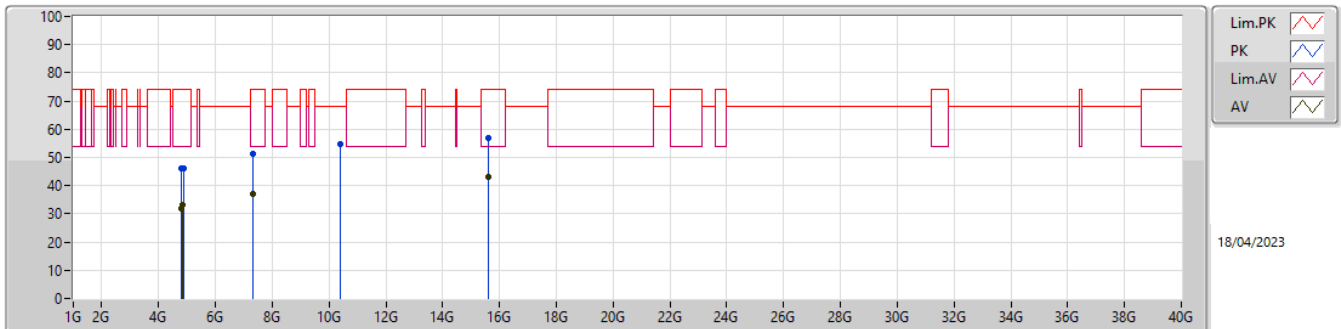
Type	Freq (Hz)	Level (dBuV/m)	Limit (dBuV/m)	Margin (dB)	Factor (dB/m)	Dist (m)	Condition	Azimuth (°)	Height (m)	Comment	Raw (dBuV/m)	AF (dB/m)	CL (dB)	PA (dB)
AV	4.96996G	33.66	54.00	-20.34	4.21	3	Horizontal	111	1.08	-	29.45	33.08	5.77	34.64
AV	12.69099G	45.18	54.00	-8.82	14.34	3	Horizontal	110	2.67	-	30.84	39.47	8.92	34.05
AV	13.32535G	46.03	54.00	-7.97	16.13	3	Horizontal	230	1.00	-	29.90	40.00	9.11	32.98
AV	15.6022G	43.57	54.00	-10.43	13.14	3	Horizontal	220	2.32	-	30.43	38.29	9.81	34.96
PK	4.96366G	44.74	74.00	-29.26	4.18	3	Horizontal	111	1.08	-	40.56	33.05	5.77	34.64
PK	10.40304G	54.00	68.20	-14.20	12.31	3	Horizontal	153	2.73	-	41.69	39.09	8.04	34.82
PK	12.6948G	54.00	74.00	-20.00	14.36	3	Horizontal	110	2.67	-	39.64	39.48	8.92	34.04
PK	13.32301G	54.94	74.00	-19.06	16.12	3	Horizontal	230	1.00	-	38.82	39.99	9.11	32.98
PK	15.5956G	52.89	74.00	-21.11	13.17	3	Horizontal	220	2.32	-	39.72	38.31	9.81	34.95

Radiated Emissions above 1GHz\_Mode 7



Type	Freq (Hz)	Level (dBuV/m)	Limit (dBuV/m)	Margin (dB)	Factor (dB/m)	Dist (m)	Condition	Azimuth (°)	Height (m)	Comment	Raw (dBuV/m)	AF (dB/m)	CL (dB)	PA (dB)
AV	4.80873G	31.19	54.00	-22.81	4.96	3	Vertical	51	1.42	-	26.23	32.35	6.90	34.29
AV	4.87538G	32.62	54.00	-21.38	5.32	3	Vertical	325	1.41	-	27.30	32.70	6.90	34.28
AV	7.30584G	36.99	54.00	-17.01	10.60	3	Vertical	275	1.50	-	26.39	36.88	8.52	34.80
AV	15.6003G	43.03	54.00	-10.97	17.07	3	Vertical	124	1.40	-	25.96	38.70	12.55	34.18
PK	4.8082G	44.71	74.00	-29.29	4.96	3	Vertical	51	1.42	-	39.75	32.35	6.90	34.29
PK	4.86554G	45.47	74.00	-28.53	5.27	3	Vertical	325	1.41	-	40.20	32.66	6.90	34.29
PK	7.30276G	50.39	74.00	-23.61	10.61	3	Vertical	275	1.50	-	39.78	36.89	8.52	34.80
PK	10.39498G	54.15	68.20	-14.05	14.44	3	Vertical	51	1.50	-	39.71	38.99	10.34	34.89
PK	15.5914G	56.71	74.00	-17.29	17.08	3	Vertical	124	1.40	-	39.63	38.71	12.55	34.18

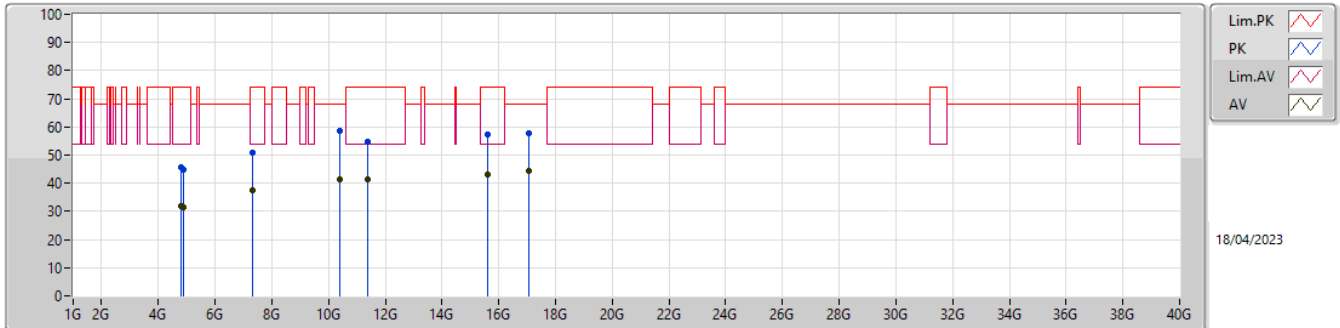
Radiated Emissions above 1GHz\_Mode 7



Type	Freq (Hz)	Level (dBuV/m)	Limit (dBuV/m)	Margin (dB)	Factor (dB/m)	Dist (m)	Condition	Azimuth (°)	Height (m)	Comment	Raw (dBuV/m)	AF (dB/m)	CL (dB)	PA (dB)
AV	4.81083G	31.84	54.00	-22.16	4.97	3	Horizontal	188	1.66	-	26.87	32.36	6.90	34.29
AV	4.86456G	33.06	54.00	-20.94	5.27	3	Horizontal	39	1.25	-	27.79	32.66	6.90	34.29
AV	7.30558G	37.06	54.00	-16.94	10.60	3	Horizontal	280	1.03	-	26.46	36.88	8.52	34.80
AV	15.59134G	43.08	54.00	-10.92	17.08	3	Horizontal	183	1.57	-	26.00	38.71	12.55	34.18
PK	4.81066G	45.98	74.00	-28.02	4.97	3	Horizontal	188	1.66	-	41.01	32.36	6.90	34.29
PK	4.8663G	46.29	74.00	-27.71	5.28	3	Horizontal	39	1.25	-	41.01	32.67	6.90	34.29
PK	7.30592G	51.33	74.00	-22.67	10.60	3	Horizontal	280	1.03	-	40.73	36.88	8.52	34.80
PK	10.3946G	54.73	68.20	-13.47	14.44	3	Horizontal	325	1.50	-	40.29	38.99	10.34	34.89
PK	15.60242G	56.93	74.00	-17.07	17.06	3	Horizontal	183	1.57	-	39.87	38.69	12.55	34.18



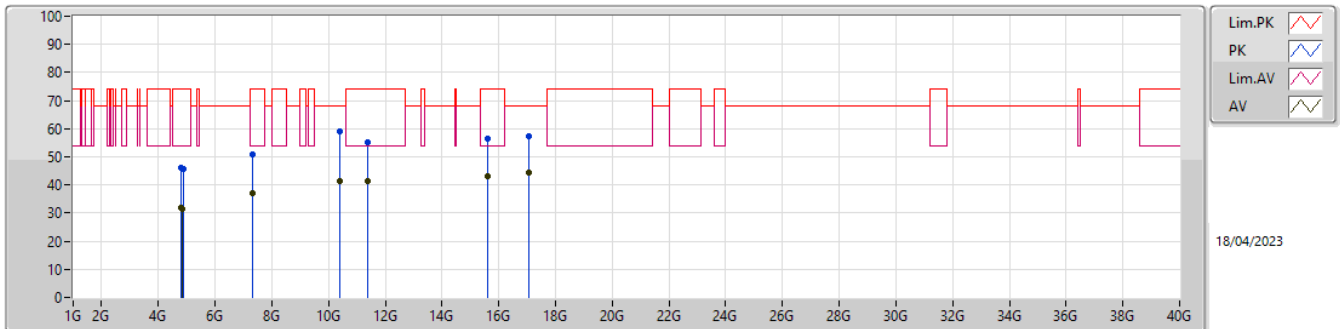
Radiated Emissions above 1GHz\_Mode 8



18/04/2023

Type	Freq (Hz)	Level (dBuV/m)	Limit (dBuV/m)	Margin (dB)	Factor (dB/m)	Dist (m)	Condition	Azimuth (°)	Height (m)	Comment	Raw (dBuV/m)	AF (dB/m)	CL (dB)	PA (dB)
AV	4.81338G	31.98	54.00	-22.02	4.99	3	Vertical	144	1.50	-	26.99	32.38	6.90	34.29
AV	4.87438G	31.56	54.00	-22.44	5.31	3	Vertical	314	1.50	-	26.25	32.70	6.90	34.29
AV	7.31154G	37.35	54.00	-16.65	10.58	3	Vertical	359	1.50	-	26.77	36.85	8.53	34.80
AV	10.39926G	41.47	68.20	-26.73	14.46	3	Vertical	25	1.36	-	27.01	39.00	10.35	34.89
AV	11.38734G	41.52	54.00	-12.48	15.46	3	Vertical	30	1.13	-	26.06	39.19	10.76	34.49
AV	15.59214G	43.06	54.00	-10.94	17.08	3	Vertical	348	1.50	-	25.98	38.71	12.55	34.18
AV	17.06386G	44.30	68.20	-23.90	18.87	3	Vertical	329	1.50	-	25.43	38.23	13.85	33.21
PK	4.8107G	45.73	74.00	-28.27	4.97	3	Vertical	144	1.50	-	40.76	32.36	6.90	34.29
PK	4.87096G	44.90	74.00	-29.10	5.29	3	Vertical	314	1.50	-	39.61	32.68	6.90	34.29
PK	7.31414G	50.69	74.00	-23.31	10.57	3	Vertical	359	1.50	-	40.12	36.84	8.53	34.80
PK	10.39414G	58.52	68.20	-9.68	14.44	3	Vertical	25	1.36	-	44.08	38.99	10.34	34.89
PK	11.38426G	54.88	74.00	-19.12	15.44	3	Vertical	30	1.13	-	39.44	39.18	10.75	34.49
PK	15.6138G	57.18	74.00	-16.82	17.03	3	Vertical	348	1.50	-	40.15	38.66	12.56	34.19
PK	17.07112G	57.65	68.20	-10.55	18.89	3	Vertical	329	1.50	-	38.76	38.24	13.85	33.20

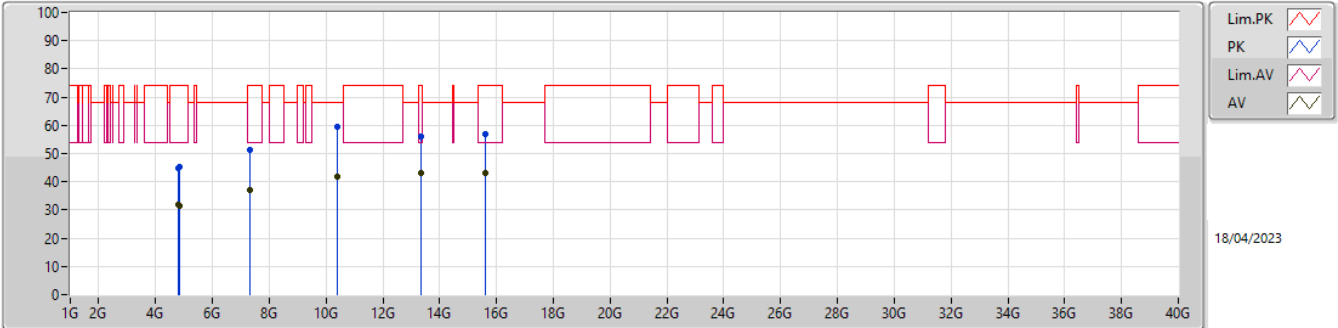
Radiated Emissions above 1GHz\_Mode 8



18/04/2023

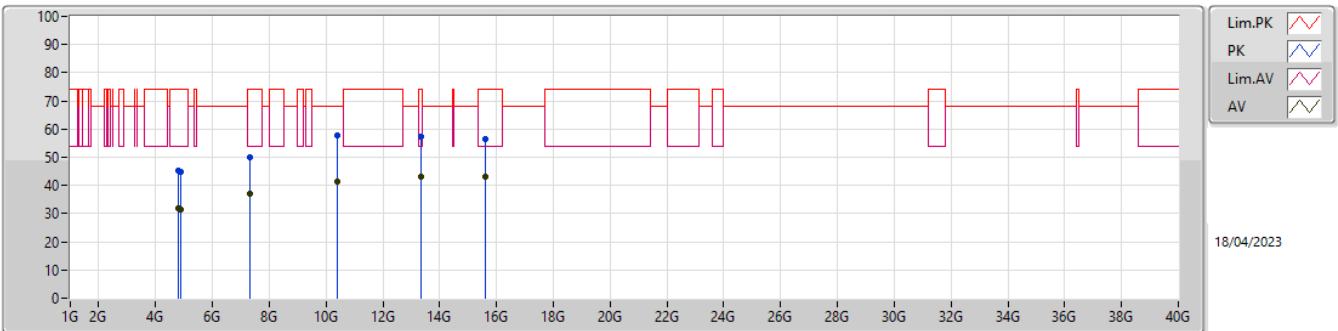
Type	Freq (Hz)	Level (dBuV/m)	Limit (dBuV/m)	Margin (dB)	Factor (dB/m)	Dist (m)	Condition	Azimuth (°)	Height (m)	Comment	Raw (dBuV/m)	AF (dB/m)	CL (dB)	PA (dB)
AV	4.8149G	31.90	54.00	-22.10	5.00	3	Horizontal	143	1.10	-	26.90	32.39	6.90	34.29
AV	4.86424G	31.58	54.00	-22.42	5.27	3	Horizontal	161	1.50	-	26.31	32.66	6.90	34.29
AV	7.31044G	37.20	54.00	-16.80	10.59	3	Horizontal	21	1.50	-	26.61	36.86	8.53	34.80
AV	10.40226G	41.56	68.20	-26.64	14.47	3	Horizontal	300	2.94	-	27.09	39.00	10.35	34.88
AV	11.38762G	41.29	54.00	-12.71	15.46	3	Horizontal	66	2.88	-	25.83	39.19	10.76	34.49
AV	15.5886G	42.99	54.00	-11.01	17.07	3	Horizontal	267	1.70	-	25.92	38.71	12.54	34.18
AV	17.06556G	44.41	68.20	-23.79	18.87	3	Horizontal	173	1.50	-	25.54	38.23	13.85	33.21
PK	4.80626G	45.92	74.00	-28.08	4.95	3	Horizontal	143	1.10	-	40.97	32.34	6.90	34.29
PK	4.87332G	45.48	74.00	-28.52	5.30	3	Horizontal	161	1.50	-	40.18	32.69	6.90	34.29
PK	7.30858G	50.82	74.00	-23.18	10.59	3	Horizontal	21	1.50	-	40.23	36.87	8.52	34.80
PK	10.39634G	58.93	68.20	-9.27	14.45	3	Horizontal	300	2.94	-	44.48	39.00	10.34	34.89
PK	11.38916G	55.04	74.00	-18.96	15.46	3	Horizontal	66	2.88	-	39.58	39.19	10.76	34.49
PK	15.5982G	56.26	74.00	-17.74	17.07	3	Horizontal	267	1.70	-	39.19	38.70	12.55	34.18
PK	17.07146G	57.17	68.20	-11.03	18.89	3	Horizontal	173	1.50	-	38.28	38.24	13.85	33.20

Radiated Emissions above 1GHz\_Mode 9



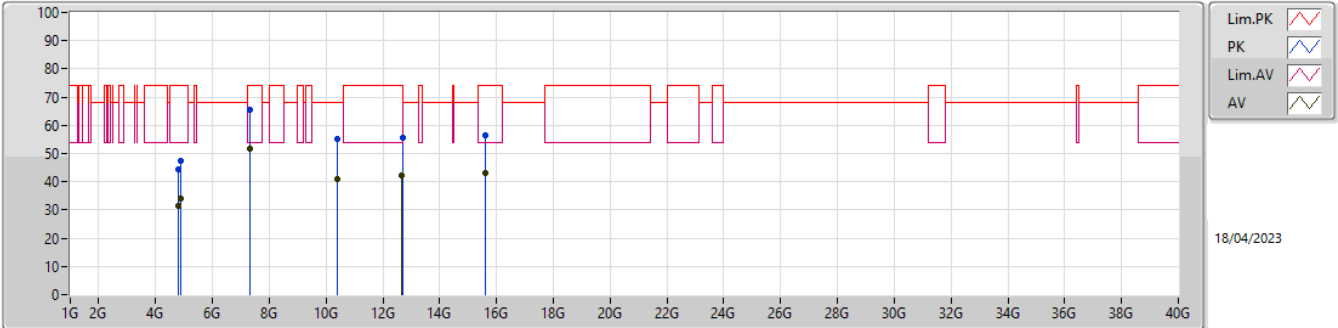
Type	Freq (Hz)	Level (dBuV/m)	Limit (dBuV/m)	Margin (dB)	Factor (dB/m)	Dist (m)	Condition	Azimuth (°)	Height (m)	Comment	Raw (dBuV/m)	AF (dB/m)	CL (dB)	PA (dB)
AV	4.81188G	32.01	54.00	-21.99	4.98	3	Vertical	186	1.50	-	27.03	32.37	6.90	34.29
AV	4.86548G	31.64	54.00	-22.36	5.27	3	Vertical	198	1.53	-	26.37	32.66	6.90	34.29
AV	7.30212G	37.28	54.00	-16.72	10.61	3	Vertical	48	1.50	-	26.67	36.89	8.52	34.80
AV	10.39928G	41.71	68.20	-26.49	14.46	3	Vertical	26	1.50	-	27.25	39.00	10.35	34.89
AV	13.32908G	42.93	54.00	-11.07	18.44	3	Vertical	276	1.49	-	24.49	39.92	11.53	33.01
AV	15.5924G	43.15	54.00	-10.85	17.08	3	Vertical	109	1.50	-	26.07	38.71	12.55	34.18
PK	4.80676G	44.99	74.00	-29.01	4.95	3	Vertical	186	1.50	-	40.04	32.34	6.90	34.29
PK	4.8654G	45.14	74.00	-28.86	5.27	3	Vertical	198	1.53	-	39.87	32.66	6.90	34.29
PK	7.30244G	51.08	74.00	-22.92	10.61	3	Vertical	48	1.50	-	40.47	36.89	8.52	34.80
PK	10.39436G	59.63	68.20	-8.57	14.44	3	Vertical	26	1.50	-	45.19	38.99	10.34	34.89
PK	13.33504G	56.17	74.00	-17.83	18.47	3	Vertical	276	1.49	-	37.70	39.94	11.53	33.00
PK	15.60812G	56.72	74.00	-17.28	17.04	3	Vertical	109	1.50	-	39.68	38.68	12.55	34.19

Radiated Emissions above 1GHz\_Mode 9



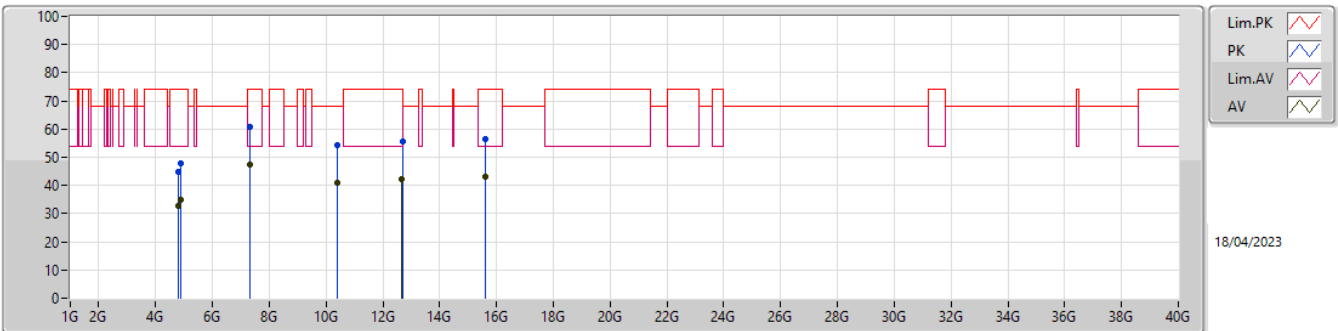
Type	Freq (Hz)	Level (dBuV/m)	Limit (dBuV/m)	Margin (dB)	Factor (dB/m)	Dist (m)	Condition	Azimuth (°)	Height (m)	Comment	Raw (dBuV/m)	AF (dB/m)	CL (dB)	PA (dB)
AV	4.8128G	31.89	54.00	-22.11	4.99	3	Horizontal	262	1.08	-	26.90	32.38	6.90	34.29
AV	4.8688G	31.52	54.00	-22.48	5.29	3	Horizontal	113	1.04	-	26.23	32.68	6.90	34.29
AV	7.30596G	37.14	54.00	-16.86	10.60	3	Horizontal	57	1.06	-	26.54	36.88	8.52	34.80
AV	10.39952G	41.43	68.20	-26.77	14.46	3	Horizontal	59	1.64	-	26.97	39.00	10.35	34.89
AV	13.33676G	42.90	54.00	-11.10	18.48	3	Horizontal	163	1.50	-	24.42	39.95	11.53	33.00
AV	15.59524G	43.03	54.00	-10.97	17.07	3	Horizontal	324	1.50	-	25.96	38.70	12.55	34.18
PK	4.80512G	45.17	74.00	-28.83	4.94	3	Horizontal	262	1.08	-	40.23	32.33	6.90	34.29
PK	4.86864G	44.69	74.00	-29.31	5.28	3	Horizontal	113	1.04	-	39.41	32.67	6.90	34.29
PK	7.30712G	50.10	74.00	-23.90	10.59	3	Horizontal	57	1.06	-	39.51	36.87	8.52	34.80
PK	10.39668G	57.57	68.20	-10.63	14.45	3	Horizontal	59	1.64	-	43.12	39.00	10.34	34.89
PK	13.33984G	57.31	74.00	-16.69	18.50	3	Horizontal	163	1.50	-	38.81	39.96	11.53	32.99
PK	15.59996G	56.68	74.00	-17.32	17.07	3	Horizontal	324	1.50	-	39.61	38.70	12.55	34.18

Radiated Emissions above 1GHz\_Mode 10



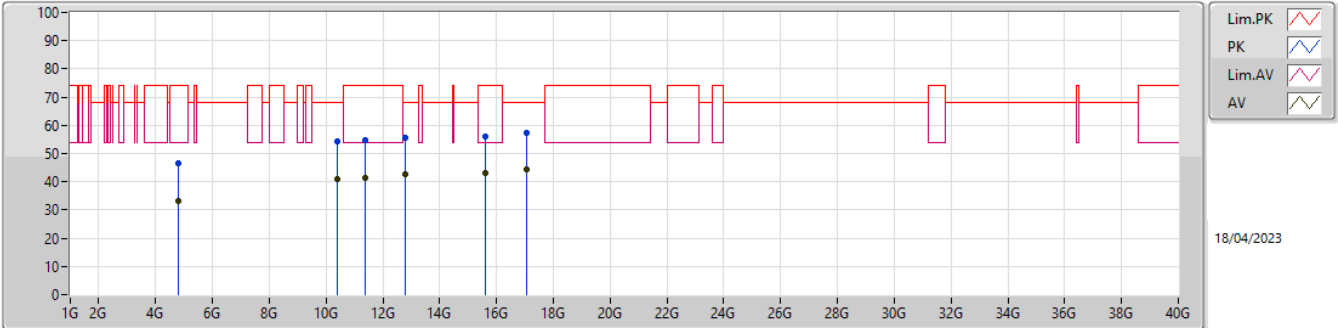
Type	Freq (Hz)	Level (dBuV/m)	Limit (dBuV/m)	Margin (dB)	Factor (dB/m)	Dist (m)	Condition	Azimuth (°)	Height (m)	Comment	Raw (dBuV/m)	AF (dB/m)	CL (dB)	PA (dB)
AV	4.82098G	31.66	54.00	-22.34	5.04	3	Vertical	325	1.30	-	26.62	32.43	6.90	34.29
AV	4.87376G	33.96	54.00	-20.04	5.31	3	Vertical	360	1.50	-	28.65	32.70	6.90	34.29
AV	7.31112G	51.72	54.00	-2.28	10.59	3	Vertical	8	1.65	-	41.13	36.86	8.53	34.80
AV	10.41374G	40.96	68.20	-27.24	14.47	3	Vertical	153	1.50	-	26.49	39.00	10.35	34.88
AV	12.67932G	42.29	54.00	-11.71	16.72	3	Vertical	215	1.77	-	25.57	39.48	11.27	34.03
AV	15.59412G	42.91	54.00	-11.09	17.08	3	Vertical	299	1.50	-	25.83	38.71	12.55	34.18
PK	4.81003G	44.55	74.00	-29.45	4.97	3	Vertical	325	1.30	-	39.58	32.36	6.90	34.29
PK	4.8737G	47.41	74.00	-26.59	5.30	3	Vertical	360	1.50	-	42.11	32.69	6.90	34.29
PK	7.31832G	65.35	74.00	-8.65	10.57	3	Vertical	8	1.65	-	54.78	36.83	8.54	34.80
PK	10.39187G	55.17	68.20	-13.03	14.44	3	Vertical	153	1.50	-	40.73	38.99	10.34	34.89
PK	12.68421G	55.79	74.00	-18.21	16.73	3	Vertical	215	1.77	-	39.06	39.48	11.28	34.03
PK	15.59139G	56.31	74.00	-17.69	17.08	3	Vertical	299	1.50	-	39.23	38.71	12.55	34.18

Radiated Emissions above 1GHz\_Mode 10



Type	Freq (Hz)	Level (dBuV/m)	Limit (dBuV/m)	Margin (dB)	Factor (dB/m)	Dist (m)	Condition	Azimuth (°)	Height (m)	Comment	Raw (dBuV/m)	AF (dB/m)	CL (dB)	PA (dB)
AV	4.80904G	32.93	54.00	-21.07	4.96	3	Horizontal	43	1.95	-	27.97	32.35	6.90	34.29
AV	4.87361G	34.89	54.00	-19.11	5.30	3	Horizontal	357	1.50	-	29.59	32.69	6.90	34.29
AV	7.3101G	47.20	54.00	-6.80	10.59	3	Horizontal	51	1.58	-	36.61	36.86	8.53	34.80
AV	10.40426G	41.03	68.20	-27.17	14.47	3	Horizontal	22	1.00	-	26.56	39.00	10.35	34.88
AV	12.68112G	42.32	54.00	-11.68	16.73	3	Horizontal	263	1.50	-	25.59	39.48	11.28	34.03
AV	15.59271G	42.96	54.00	-11.04	17.08	3	Horizontal	31	1.99	-	25.88	38.71	12.55	34.18
PK	4.81627G	44.79	74.00	-29.21	5.01	3	Horizontal	43	1.95	-	39.78	32.40	6.90	34.29
PK	4.86806G	47.73	74.00	-26.27	5.28	3	Horizontal	357	1.50	-	42.45	32.67	6.90	34.29
PK	7.30212G	60.91	74.00	-13.09	10.61	3	Horizontal	51	1.58	-	50.30	36.89	8.52	34.80
PK	10.39529G	54.34	68.20	-13.86	14.45	3	Horizontal	22	1.00	-	39.89	39.00	10.34	34.89
PK	12.70455G	55.68	68.20	-12.52	16.80	3	Horizontal	263	1.50	-	38.88	39.51	11.28	33.99
PK	15.60396G	56.40	74.00	-17.60	17.06	3	Horizontal	31	1.99	-	39.34	38.69	12.55	34.18

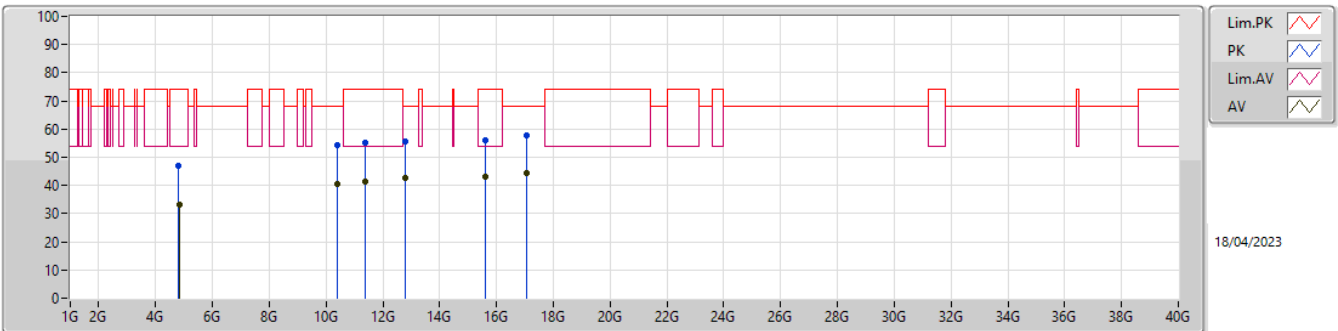
Radiated Emissions above 1GHz\_Mode 11



18/04/2023

Type	Freq (Hz)	Level (dBuV/m)	Limit (dBuV/m)	Margin (dB)	Factor (dB/m)	Dist (m)	Condition	Azimuth (°)	Height (m)	Comment	Raw (dBuV/m)	AF (dB/m)	CL (dB)	PA (dB)
AV	4.81936G	33.10	54.00	-20.90	5.03	3	Vertical	0	1.28	-	28.07	32.42	6.90	34.29
AV	10.40762G	40.76	68.20	-27.44	14.47	3	Vertical	360	2.00	-	26.29	39.00	10.35	34.88
AV	11.39254G	41.58	54.00	-12.42	15.46	3	Vertical	55	1.83	-	26.12	39.19	10.76	34.49
AV	12.78592G	42.72	68.20	-25.48	17.23	3	Vertical	125	1.56	-	25.49	39.76	11.32	33.85
AV	15.59139G	43.01	54.00	-10.99	17.08	3	Vertical	242	1.50	-	25.93	38.71	12.55	34.18
AV	17.07336G	44.51	68.20	-23.69	18.91	3	Vertical	122	1.10	-	25.60	38.25	13.86	33.20
PK	4.79845G	46.73	74.00	-27.27	4.91	3	Vertical	0	1.28	-	41.82	32.30	6.90	34.29
PK	10.40318G	54.44	68.20	-13.76	14.47	3	Vertical	360	2.00	-	39.97	39.00	10.35	34.88
PK	11.37577G	54.68	74.00	-19.32	15.44	3	Vertical	55	1.83	-	39.24	39.18	10.75	34.49
PK	12.79732G	55.74	68.20	-12.46	17.28	3	Vertical	125	1.56	-	38.46	39.79	11.32	33.83
PK	15.59892G	55.93	74.00	-18.07	17.07	3	Vertical	242	1.50	-	38.86	38.70	12.55	34.18
PK	17.05521G	57.18	68.20	-11.02	18.84	3	Vertical	122	1.10	-	38.34	38.21	13.84	33.21

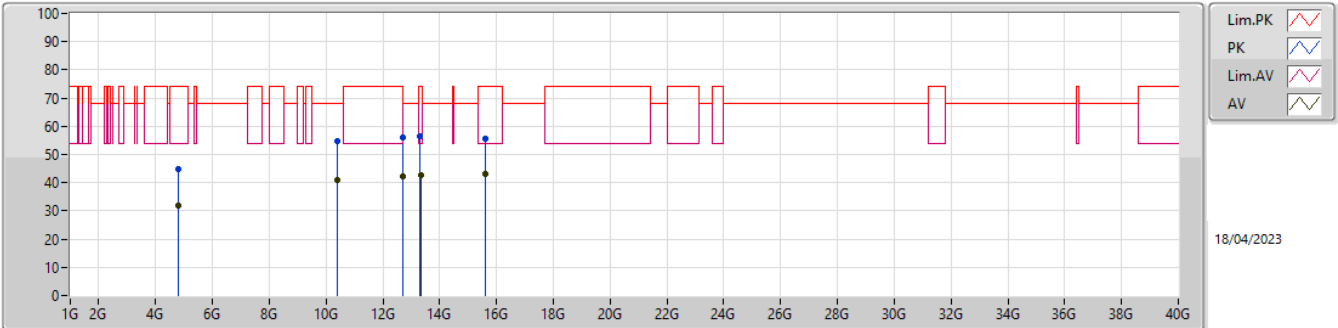
Radiated Emissions above 1GHz\_Mode 11



18/04/2023

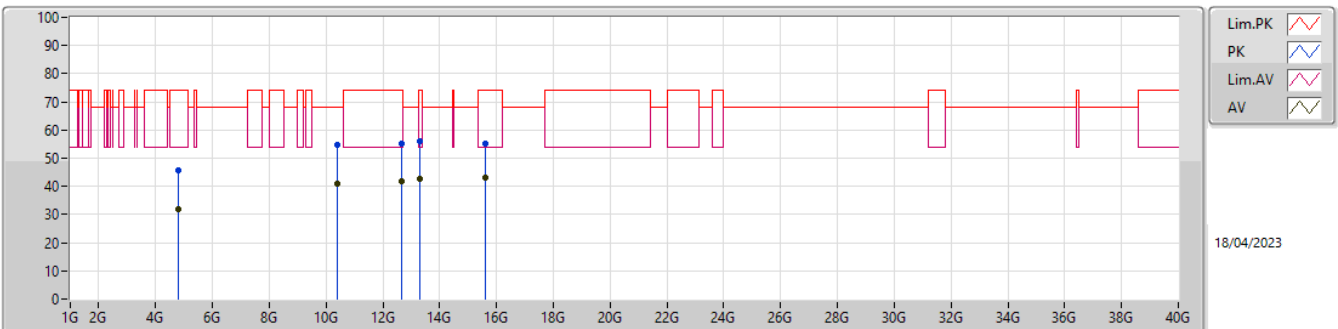
Type	Freq (Hz)	Level (dBuV/m)	Limit (dBuV/m)	Margin (dB)	Factor (dB/m)	Dist (m)	Condition	Azimuth (°)	Height (m)	Comment	Raw (dBuV/m)	AF (dB/m)	CL (dB)	PA (dB)
AV	4.82452G	33.39	54.00	-20.61	5.06	3	Horizontal	63	2.26	-	28.33	32.45	6.90	34.29
AV	10.40933G	40.67	68.20	-27.53	14.47	3	Horizontal	253	2.37	-	26.20	39.00	10.35	34.88
AV	11.39365G	41.54	54.00	-12.46	15.46	3	Horizontal	73	1.33	-	26.08	39.19	10.76	34.49
AV	12.79345G	42.65	68.20	-25.55	17.27	3	Horizontal	344	1.05	-	25.38	39.78	11.32	33.83
AV	15.60459G	42.90	54.00	-11.10	17.06	3	Horizontal	189	1.18	-	25.84	38.69	12.55	34.18
AV	17.06007G	44.50	68.20	-23.70	18.85	3	Horizontal	45	2.75	-	25.65	38.22	13.84	33.21
PK	4.81531G	46.98	74.00	-27.02	5.00	3	Horizontal	63	2.26	-	41.98	32.39	6.90	34.29
PK	10.40504G	54.44	68.20	-13.76	14.47	3	Horizontal	253	2.37	-	39.97	39.00	10.35	34.88
PK	11.38837G	54.99	74.00	-19.01	15.46	3	Horizontal	73	1.33	-	39.53	39.19	10.76	34.49
PK	12.8035G	55.53	68.20	-12.67	17.31	3	Horizontal	344	1.05	-	38.22	39.81	11.32	33.82
PK	15.59508G	56.05	74.00	-17.95	17.07	3	Horizontal	189	1.18	-	38.98	38.70	12.55	34.18
PK	17.06211G	57.79	68.20	-10.41	18.85	3	Horizontal	45	2.75	-	38.94	38.22	13.84	33.21

Radiated Emissions above 1GHz\_Mode 12



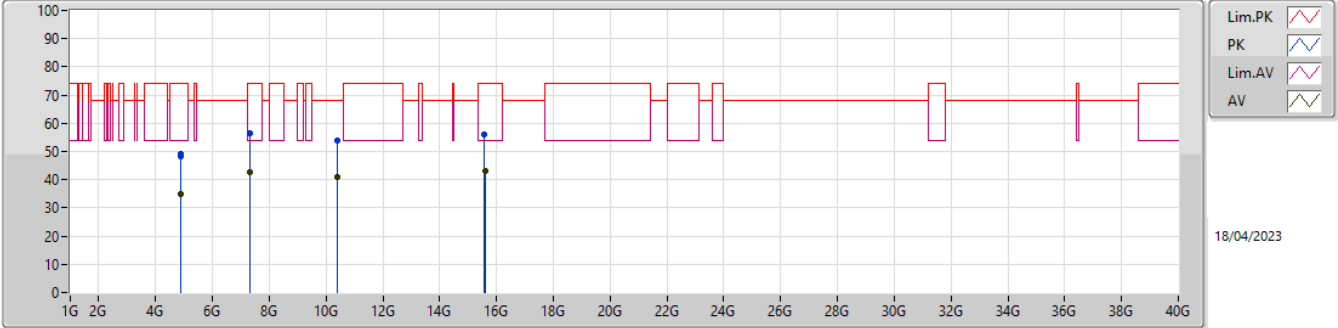
Type	Freq (Hz)	Level (dBuV/m)	Limit (dBuV/m)	Margin (dB)	Factor (dB/m)	Dist (m)	Condition	Azimuth (°)	Height (m)	Comment	Raw (dBuV/m)	AF (dB/m)	CL (dB)	PA (dB)
AV	4.82179G	31.93	54.00	-22.07	5.04	3	Vertical	153	2.92	-	26.89	32.43	6.90	34.29
AV	10.40282G	41.10	68.20	-27.10	14.47	3	Vertical	180	1.50	-	26.63	39.00	10.35	34.88
AV	12.68784G	42.09	54.00	-11.91	16.75	3	Vertical	360	1.50	-	25.34	39.49	11.28	34.02
AV	13.34167G	42.63	54.00	-11.37	18.51	3	Vertical	347	1.00	-	24.12	39.97	11.53	32.99
AV	15.59109G	43.10	54.00	-10.90	17.08	3	Vertical	211	1.92	-	26.02	38.71	12.55	34.18
PK	4.8208G	44.77	74.00	-29.23	5.03	3	Vertical	153	2.92	-	39.74	32.42	6.90	34.29
PK	10.39442G	54.64	68.20	-13.56	14.44	3	Vertical	180	1.50	-	40.20	38.99	10.34	34.89
PK	12.69435G	56.01	74.00	-17.99	16.76	3	Vertical	360	1.50	-	39.25	39.49	11.28	34.01
PK	13.31896G	56.27	74.00	-17.73	18.38	3	Vertical	347	1.00	-	37.89	39.88	11.52	33.02
PK	15.59544G	55.72	74.00	-18.28	17.07	3	Vertical	211	1.92	-	38.65	38.70	12.55	34.18

Radiated Emissions above 1GHz\_Mode 12



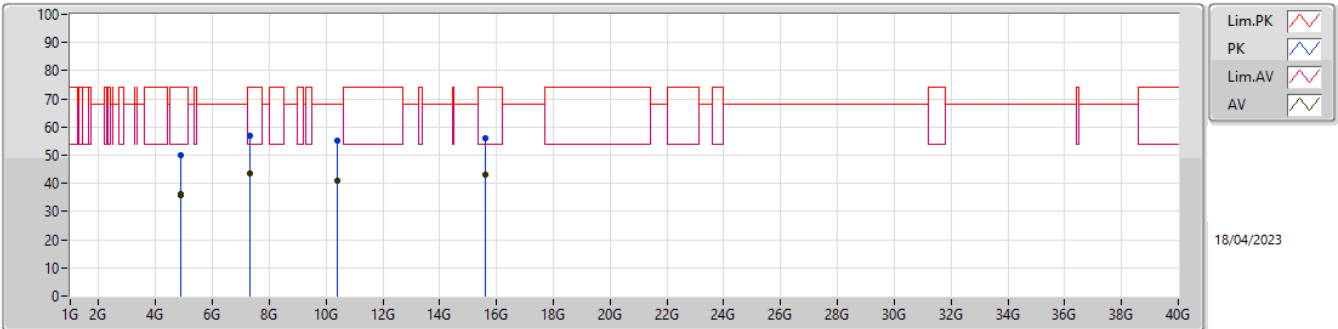
Type	Freq (Hz)	Level (dBuV/m)	Limit (dBuV/m)	Margin (dB)	Factor (dB/m)	Dist (m)	Condition	Azimuth (°)	Height (m)	Comment	Raw (dBuV/m)	AF (dB/m)	CL (dB)	PA (dB)
AV	4.82254G	32.07	54.00	-21.93	5.05	3	Horizontal	71	1.86	-	27.02	32.44	6.90	34.29
AV	10.39337G	41.08	68.20	-27.12	14.44	3	Horizontal	247	1.68	-	26.64	38.99	10.34	34.89
AV	12.67593G	41.93	54.00	-12.07	16.71	3	Horizontal	62	1.03	-	25.22	39.48	11.27	34.04
AV	13.32304G	42.61	54.00	-11.39	18.40	3	Horizontal	285	1.50	-	24.21	39.89	11.53	33.02
AV	15.5907G	43.17	54.00	-10.83	17.08	3	Horizontal	220	1.11	-	26.09	38.71	12.55	34.18
PK	4.82122G	45.76	74.00	-28.24	5.04	3	Horizontal	71	1.86	-	40.72	32.43	6.90	34.29
PK	10.39196G	54.85	68.20	-13.35	14.44	3	Horizontal	247	1.68	-	40.41	38.99	10.34	34.89
PK	12.6807G	54.97	74.00	-19.03	16.73	3	Horizontal	62	1.03	-	38.24	39.48	11.28	34.03
PK	13.31554G	55.88	74.00	-18.12	18.35	3	Horizontal	285	1.50	-	37.53	39.86	11.52	33.03
PK	15.59154G	55.29	74.00	-18.71	17.08	3	Horizontal	220	1.11	-	38.21	38.71	12.55	34.18

Radiated Emissions above 1GHz\_Mode 13



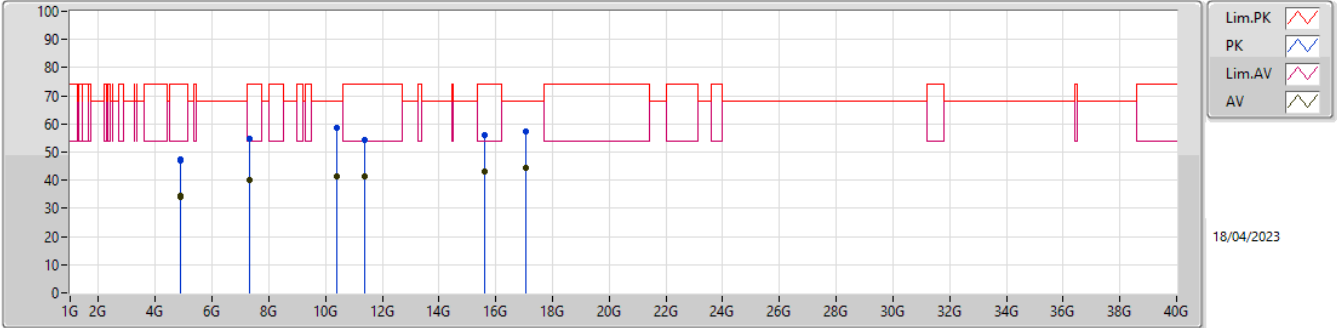
Type	Freq (Hz)	Level (dBuV/m)	Limit (dBuV/m)	Margin (dB)	Factor (dB/m)	Dist (m)	Condition	Azimuth (°)	Height (m)	Comment	Raw (dBuV/m)	AF (dB/m)	CL (dB)	PA (dB)
AV	4.87352G	35.10	54.00	-18.90	5.30	3	Vertical	308	1.50	-	29.80	32.69	6.90	34.29
AV	4.87532G	34.79	54.00	-19.21	5.32	3	Vertical	355	1.11	-	29.47	32.70	6.90	34.28
AV	7.31067G	42.68	54.00	-11.32	10.59	3	Vertical	293	1.60	-	32.09	36.86	8.53	34.80
AV	10.40294G	40.91	68.20	-27.29	14.47	3	Vertical	89	1.55	-	26.44	39.00	10.35	34.88
AV	15.61053G	43.17	54.00	-10.83	17.04	3	Vertical	25	1.17	-	26.13	38.67	12.56	34.19
PK	4.87562G	48.09	74.00	-25.91	5.32	3	Vertical	355	1.11	-	42.77	32.70	6.90	34.28
PK	4.87808G	49.06	74.00	-24.94	5.33	3	Vertical	308	1.50	-	43.73	32.71	6.90	34.28
PK	7.30797G	56.52	74.00	-17.48	10.59	3	Vertical	293	1.60	-	45.93	36.87	8.52	34.80
PK	10.39961G	53.90	68.20	-14.30	14.46	3	Vertical	89	1.55	-	39.44	39.00	10.35	34.89
PK	15.58749G	56.25	74.00	-17.75	17.07	3	Vertical	25	1.17	-	39.18	38.71	12.54	34.18

Radiated Emissions above 1GHz\_Mode 13



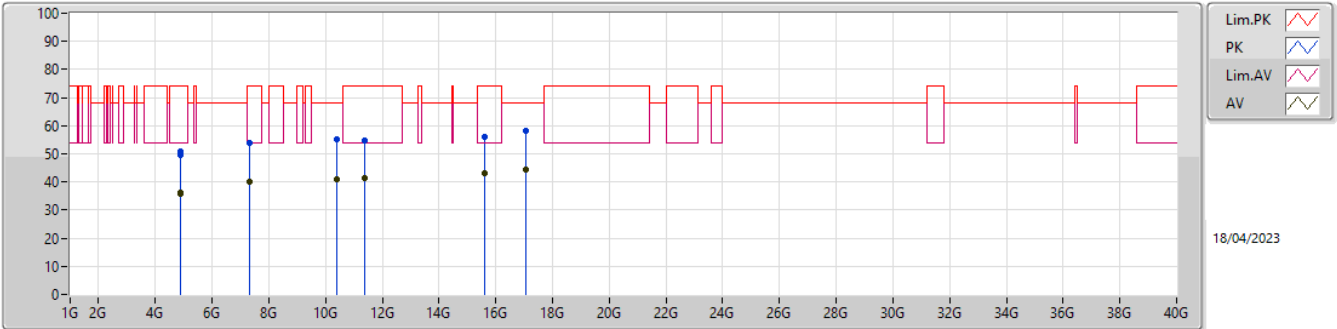
Type	Freq (Hz)	Level (dBuV/m)	Limit (dBuV/m)	Margin (dB)	Factor (dB/m)	Dist (m)	Condition	Azimuth (°)	Height (m)	Comment	Raw (dBuV/m)	AF (dB/m)	CL (dB)	PA (dB)
AV	4.87259G	36.21	54.00	-17.79	5.30	3	Horizontal	360	1.46	-	30.91	32.69	6.90	34.29
AV	4.87547G	35.76	54.00	-18.24	5.32	3	Horizontal	25	1.93	-	30.44	32.70	6.90	34.28
AV	7.3107G	43.43	54.00	-10.57	10.59	3	Horizontal	75	1.56	-	32.84	36.86	8.53	34.80
AV	10.38521G	40.78	68.20	-27.42	14.44	3	Horizontal	170	1.45	-	26.34	38.99	10.34	34.89
AV	15.58899G	43.24	54.00	-10.76	17.07	3	Horizontal	326	2.38	-	26.17	38.71	12.54	34.18
PK	4.87504G	49.88	74.00	-24.12	5.32	3	Horizontal	25	1.93	-	44.56	32.70	6.90	34.28
PK	4.88279G	49.89	74.00	-24.11	5.35	3	Horizontal	360	1.46	-	44.54	32.73	6.90	34.28
PK	7.31049G	57.00	74.00	-17.00	10.59	3	Horizontal	75	1.56	-	46.41	36.86	8.53	34.80
PK	10.38902G	55.01	68.20	-13.19	14.44	3	Horizontal	170	1.45	-	40.57	38.99	10.34	34.89
PK	15.60789G	56.17	74.00	-17.83	17.04	3	Horizontal	326	2.38	-	39.13	38.68	12.55	34.19

Radiated Emissions above 1GHz\_Mode 14



Type	Freq (Hz)	Level (dBuV/m)	Limit (dBuV/m)	Margin (dB)	Factor (dB/m)	Dist (m)	Condition	Azimuth (°)	Height (m)	Comment	Raw (dBuV/m)	AF (dB/m)	CL (dB)	PA (dB)
AV	4.87202G	34.34	54.00	-19.66	5.30	3	Vertical	336	1.50	-	29.04	32.69	6.90	34.29
AV	4.875G	33.95	54.00	-20.05	5.31	3	Vertical	99	1.00	-	28.64	32.70	6.90	34.29
AV	7.31049G	40.24	54.00	-13.76	10.59	3	Vertical	360	1.50	-	29.65	36.86	8.53	34.80
AV	10.40684G	41.29	68.20	-26.91	14.47	3	Vertical	28	1.50	-	26.82	39.00	10.35	34.88
AV	11.39242G	41.47	54.00	-12.53	15.46	3	Vertical	111	1.03	-	26.01	39.19	10.76	34.49
AV	15.61143G	43.13	54.00	-10.87	17.04	3	Vertical	95	2.79	-	26.09	38.67	12.56	34.19
AV	17.05614G	44.55	68.20	-23.65	18.84	3	Vertical	336	1.47	-	25.71	38.21	13.84	33.21
PK	4.86683G	47.52	74.00	-26.48	5.28	3	Vertical	336	1.50	-	42.24	32.67	6.90	34.29
PK	4.87696G	46.86	74.00	-27.14	5.33	3	Vertical	99	1.00	-	41.53	32.71	6.90	34.28
PK	7.3107G	54.69	74.00	-19.31	10.59	3	Vertical	360	1.50	-	44.10	36.86	8.53	34.80
PK	10.39409G	58.48	68.20	-9.72	14.44	3	Vertical	28	1.50	-	44.04	38.99	10.34	34.89
PK	11.39317G	54.45	74.00	-19.55	15.46	3	Vertical	111	1.03	-	38.99	39.19	10.76	34.49
PK	15.59724G	55.83	74.00	-18.17	17.07	3	Vertical	95	2.79	-	38.76	38.70	12.55	34.18
PK	17.06712G	57.54	68.20	-10.66	18.88	3	Vertical	336	1.47	-	38.66	38.23	13.85	33.20

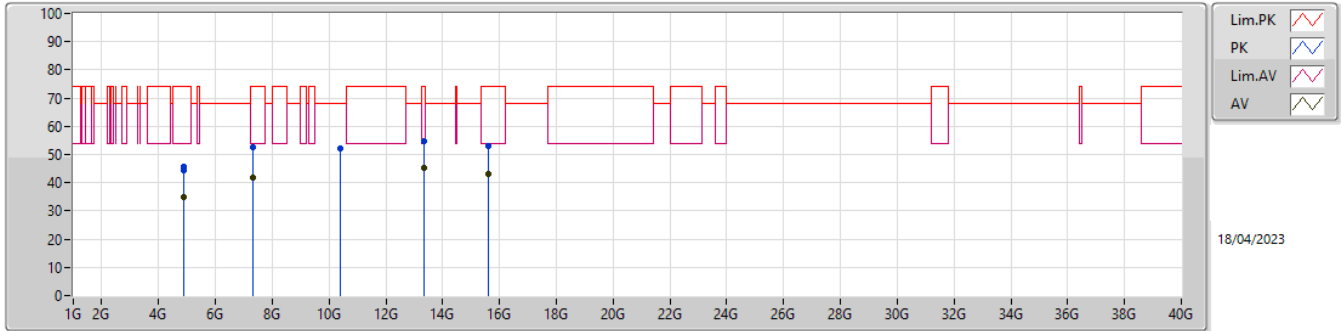
Radiated Emissions above 1GHz\_Mode 14



Type	Freq (Hz)	Level (dBuV/m)	Limit (dBuV/m)	Margin (dB)	Factor (dB/m)	Dist (m)	Condition	Azimuth (°)	Height (m)	Comment	Raw (dBuV/m)	AF (dB/m)	CL (dB)	PA (dB)
AV	4.87226G	36.31	54.00	-17.69	5.30	3	Horizontal	328	2.00	-	31.01	32.69	6.90	34.29
AV	4.87583G	35.76	54.00	-18.24	5.32	3	Horizontal	123	1.26	-	30.44	32.70	6.90	34.28
AV	7.3101G	40.27	54.00	-13.73	10.59	3	Horizontal	315	1.51	-	29.68	36.86	8.53	34.80
AV	10.39187G	40.99	68.20	-27.21	14.44	3	Horizontal	96	1.54	-	26.55	38.99	10.34	34.89
AV	11.38645G	41.59	54.00	-12.41	15.46	3	Horizontal	343	2.61	-	26.13	39.19	10.76	34.49
AV	15.60354G	43.06	54.00	-10.94	17.06	3	Horizontal	360	1.70	-	26.00	38.69	12.55	34.18
AV	17.07549G	44.57	68.20	-23.63	18.91	3	Horizontal	326	1.14	-	25.66	38.25	13.86	33.20
PK	4.87403G	51.03	74.00	-22.97	5.31	3	Horizontal	328	2.00	-	45.72	32.70	6.90	34.29
PK	4.87529G	49.72	74.00	-24.28	5.32	3	Horizontal	123	1.26	-	44.40	32.70	6.90	34.28
PK	7.30785G	54.02	74.00	-19.98	10.59	3	Horizontal	315	1.51	-	43.43	36.87	8.52	34.80
PK	10.39898G	55.23	68.20	-12.97	14.46	3	Horizontal	96	1.54	-	40.77	39.00	10.35	34.89
PK	11.38954G	54.72	74.00	-19.28	15.46	3	Horizontal	343	2.61	-	39.26	39.19	10.76	34.49
PK	15.59115G	56.19	74.00	-17.81	17.08	3	Horizontal	360	1.70	-	39.11	38.71	12.55	34.18
PK	17.05821G	58.21	68.20	-9.99	18.85	3	Horizontal	326	1.14	-	39.36	38.22	13.84	33.21

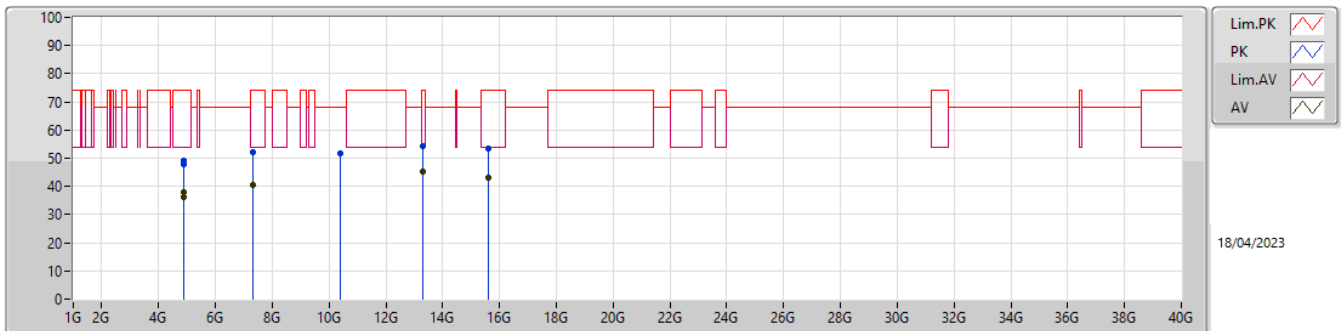


Radiated Emissions above 1GHz\_Mode 15



Type	Freq (Hz)	Level (dBuV/m)	Limit (dBuV/m)	Margin (dB)	Factor (dB/m)	Dist (m)	Condition	Azimuth (°)	Height (m)	Comment	Raw (dBuV/m)	AF (dB/m)	CL (dB)	PA (dB)
AV	4.86692G	34.98	54.00	-19.02	3.32	3	Vertical	98	1.97	-	31.66	32.60	5.37	34.65
AV	4.8728G	34.84	54.00	-19.16	3.32	3	Vertical	342	2.80	-	31.52	32.60	5.37	34.65
AV	7.3116G	41.65	54.00	-12.35	8.54	3	Vertical	355	1.49	-	33.11	36.68	6.64	34.78
AV	13.33213G	45.32	54.00	-8.68	15.51	3	Vertical	17	2.53	-	29.81	39.66	8.82	32.97
AV	15.59892G	43.08	54.00	-10.92	12.59	3	Vertical	142	2.13	-	30.49	38.01	9.53	34.95
PK	4.86836G	45.82	74.00	-28.18	3.32	3	Vertical	342	2.80	-	42.50	32.60	5.37	34.65
PK	4.8695G	44.51	74.00	-29.49	3.32	3	Vertical	98	1.97	-	41.19	32.60	5.37	34.65
PK	7.31178G	52.57	74.00	-21.43	8.54	3	Vertical	355	1.49	-	44.03	36.68	6.64	34.78
PK	10.40768G	52.26	68.20	-15.94	11.58	3	Vertical	330	1.00	-	40.68	38.41	7.98	34.81
PK	13.32772G	54.74	74.00	-19.26	15.49	3	Vertical	17	2.53	-	39.25	39.64	8.82	32.97
PK	15.59676G	53.20	74.00	-20.80	12.59	3	Vertical	142	2.13	-	40.61	38.02	9.52	34.95

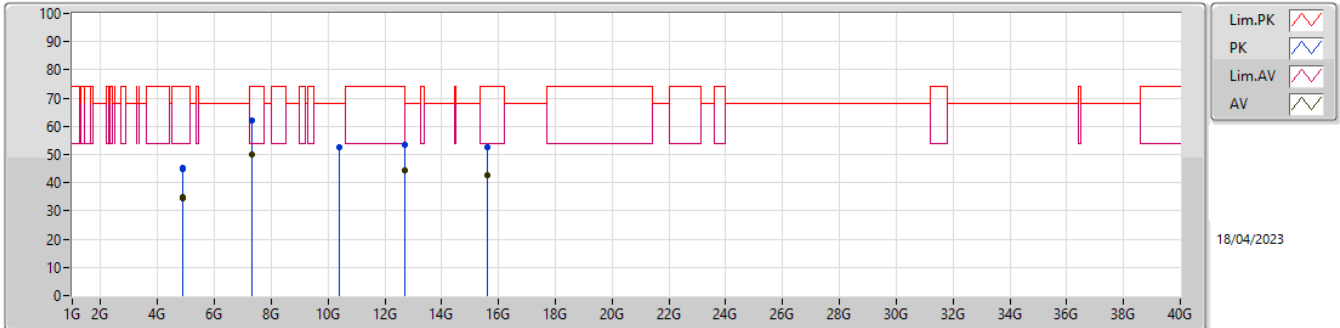
Radiated Emissions above 1GHz\_Mode 15



Type	Freq (Hz)	Level (dBuV/m)	Limit (dBuV/m)	Margin (dB)	Factor (dB/m)	Dist (m)	Condition	Azimuth (°)	Height (m)	Comment	Raw (dBuV/m)	AF (dB/m)	CL (dB)	PA (dB)
AV	4.86602G	36.13	54.00	-17.87	3.32	3	Horizontal	179	1.71	-	32.81	32.60	5.37	34.65
AV	4.87904G	38.03	54.00	-15.97	3.33	3	Horizontal	240	2.24	-	34.70	32.60	5.38	34.65
AV	7.31624G	40.51	54.00	-13.49	8.53	3	Horizontal	345	1.57	-	31.98	36.67	6.64	34.78
AV	13.3213G	45.40	54.00	-8.60	15.45	3	Horizontal	266	1.90	-	29.95	39.61	8.82	32.98
AV	15.59718G	43.26	54.00	-10.74	12.59	3	Horizontal	256	1.58	-	30.67	38.01	9.53	34.95
PK	4.87214G	47.75	74.00	-26.25	3.32	3	Horizontal	179	1.71	-	44.43	32.60	5.37	34.65
PK	4.87898G	49.32	74.00	-24.68	3.33	3	Horizontal	240	2.24	-	45.99	32.60	5.38	34.65
PK	7.31804G	52.21	74.00	-21.79	8.52	3	Horizontal	345	1.57	-	43.69	36.66	6.64	34.78
PK	10.40222G	51.89	68.20	-16.31	11.56	3	Horizontal	307	3.00	-	40.33	38.40	7.98	34.82
PK	13.31587G	54.24	74.00	-19.76	15.41	3	Horizontal	266	1.90	-	38.83	39.58	8.82	32.99
PK	15.59454G	53.61	74.00	-20.39	12.60	3	Horizontal	256	1.58	-	41.01	38.03	9.52	34.95

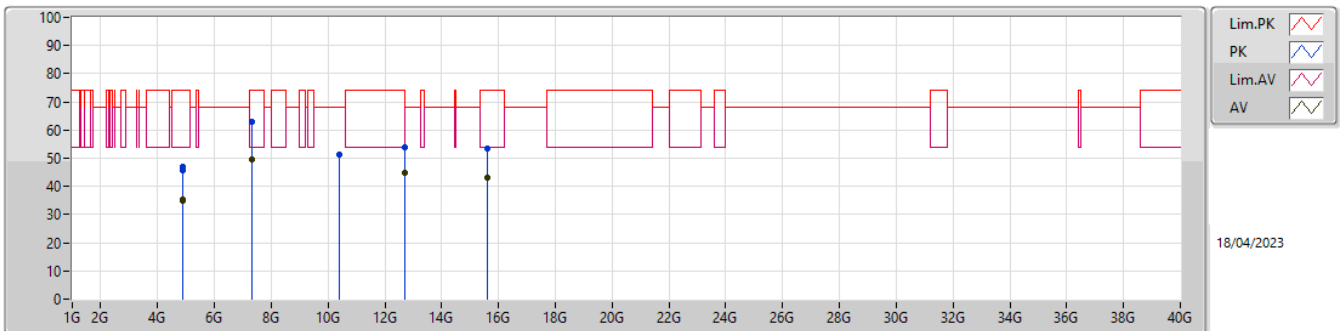


Radiated Emissions above 1GHz\_Mode 16



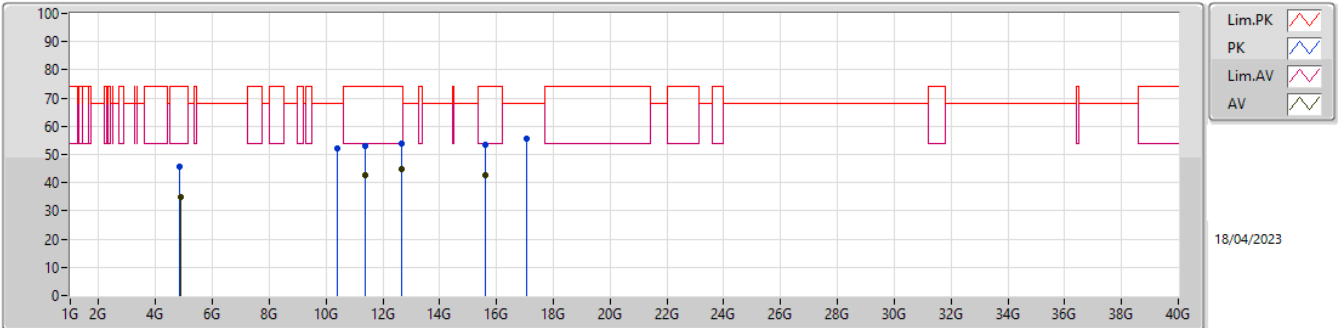
Type	Freq (Hz)	Level (dBuV/m)	Limit (dBuV/m)	Margin (dB)	Factor (dB/m)	Dist (m)	Condition	Azimuth (°)	Height (m)	Comment	Raw (dBuV/m)	AF (dB/m)	CL (dB)	PA (dB)
AV	4.87214G	34.89	54.00	-19.11	3.32	3	Vertical	16	1.55	-	31.57	32.60	5.37	34.65
AV	4.8736G	34.45	54.00	-19.55	3.33	3	Vertical	274	1.21	-	31.12	32.60	5.38	34.65
AV	7.31132G	49.96	54.00	-4.04	8.54	3	Vertical	11	1.48	-	41.42	36.68	6.64	34.78
AV	12.69537G	44.28	54.00	-9.72	13.81	3	Vertical	312	1.76	-	30.47	39.19	8.66	34.04
AV	15.59742G	42.85	54.00	-11.15	12.59	3	Vertical	335	2.03	-	30.26	38.01	9.53	34.95
PK	4.87584G	45.39	74.00	-28.61	3.33	3	Vertical	274	1.21	-	42.06	32.60	5.38	34.65
PK	4.87628G	44.97	74.00	-29.03	3.33	3	Vertical	16	1.55	-	41.64	32.60	5.38	34.65
PK	7.3114G	62.02	74.00	-11.98	8.54	3	Vertical	11	1.48	-	53.48	36.68	6.64	34.78
PK	10.39982G	52.71	68.20	-15.49	11.56	3	Vertical	283	2.47	-	41.15	38.40	7.98	34.82
PK	12.6942G	53.61	74.00	-20.39	13.81	3	Vertical	312	1.76	-	39.80	39.19	8.66	34.04
PK	15.59628G	52.63	74.00	-21.37	12.59	3	Vertical	335	2.03	-	40.04	38.02	9.52	34.95

Radiated Emissions above 1GHz\_Mode 16



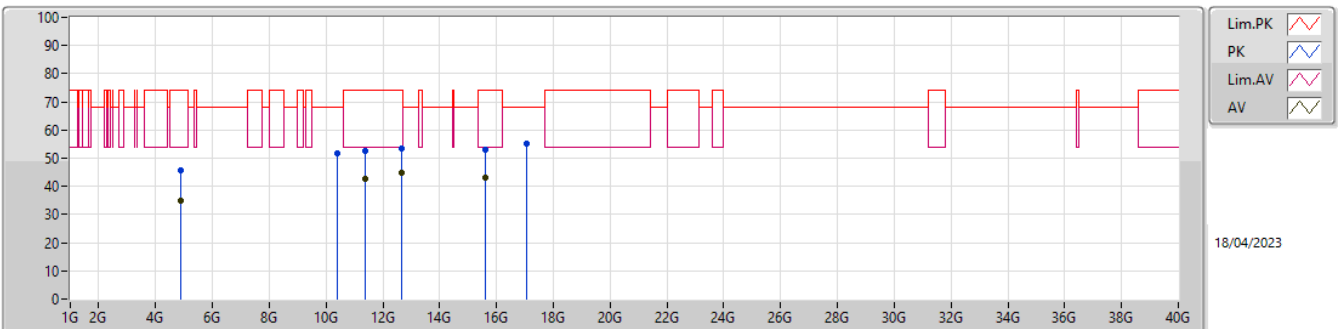
Type	Freq (Hz)	Level (dBuV/m)	Limit (dBuV/m)	Margin (dB)	Factor (dB/m)	Dist (m)	Condition	Azimuth (°)	Height (m)	Comment	Raw (dBuV/m)	AF (dB/m)	CL (dB)	PA (dB)
AV	4.86752G	34.79	54.00	-19.21	3.32	3	Horizontal	247	1.83	-	31.47	32.60	5.37	34.65
AV	4.87346G	35.39	54.00	-18.61	3.33	3	Horizontal	116	1.35	-	32.06	32.60	5.38	34.65
AV	7.312G	49.52	54.00	-4.48	8.54	3	Horizontal	76	2.57	-	40.98	36.68	6.64	34.78
AV	12.68967G	44.91	54.00	-9.09	13.79	3	Horizontal	66	2.81	-	31.12	39.18	8.66	34.05
AV	15.59904G	42.93	54.00	-11.07	12.58	3	Horizontal	305	2.15	-	30.35	38.00	9.53	34.95
PK	4.8761G	45.54	74.00	-28.46	3.33	3	Horizontal	116	1.35	-	42.21	32.60	5.38	34.65
PK	4.87884G	46.78	74.00	-27.22	3.33	3	Horizontal	247	1.83	-	43.45	32.60	5.38	34.65
PK	7.30204G	62.79	74.00	-11.21	8.56	3	Horizontal	76	2.57	-	54.23	36.70	6.64	34.78
PK	10.39034G	51.43	68.20	-16.77	11.53	3	Horizontal	65	2.99	-	39.90	38.39	7.97	34.83
PK	12.70293G	53.82	68.20	-14.38	13.84	3	Horizontal	66	2.81	-	39.98	39.21	8.66	34.03
PK	15.60708G	53.56	74.00	-20.44	12.56	3	Horizontal	305	2.15	-	41.00	37.99	9.53	34.96

Radiated Emissions above 1GHz\_Mode 17



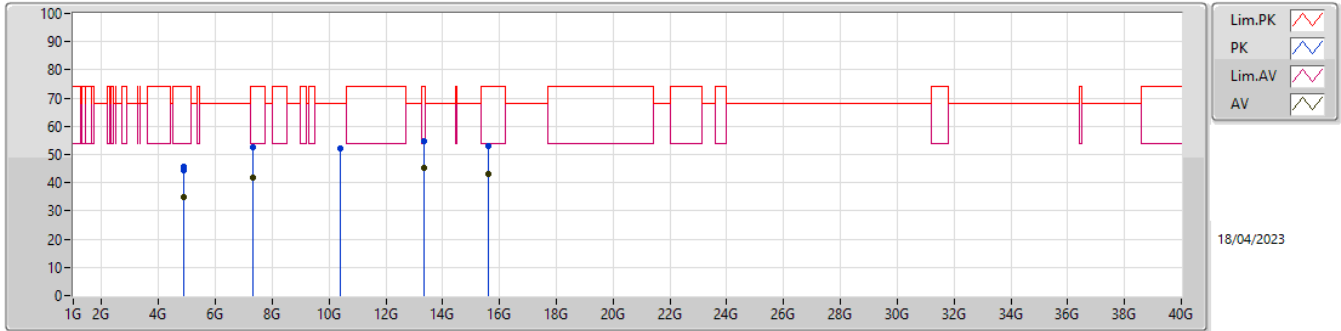
Type	Freq (Hz)	Level (dBuV/m)	Limit (dBuV/m)	Margin (dB)	Factor (dB/m)	Dist (m)	Condition	Azimuth (°)	Height (m)	Comment	Raw (dBuV/m)	AF (dB/m)	CL (dB)	PA (dB)
AV	4.86818G	34.99	54.00	-19.01	3.32	3	Vertical	104	1.38	-	31.67	32.60	5.37	34.65
AV	11.3674G	42.60	54.00	-11.40	12.64	3	Vertical	288	1.80	-	29.96	38.93	8.28	34.57
AV	12.68271G	44.70	54.00	-9.30	13.76	3	Vertical	43	2.34	-	30.94	39.17	8.65	34.06
AV	15.59604G	42.75	54.00	-11.25	12.59	3	Vertical	316	1.91	-	30.16	38.02	9.52	34.95
PK	4.86548G	45.49	74.00	-28.51	3.32	3	Vertical	104	1.38	-	42.17	32.60	5.37	34.65
PK	10.40616G	52.05	68.20	-16.15	11.57	3	Vertical	331	2.27	-	40.48	38.41	7.98	34.82
PK	11.36662G	52.82	74.00	-21.18	12.64	3	Vertical	288	1.80	-	40.18	38.93	8.28	34.57
PK	12.67605G	53.79	74.00	-20.21	13.73	3	Vertical	43	2.34	-	40.06	39.15	8.65	34.07
PK	15.60844G	53.61	74.00	-20.39	12.55	3	Vertical	316	1.91	-	41.06	37.98	9.53	34.96
PK	17.0685G	55.62	68.20	-12.58	14.02	3	Vertical	167	2.03	-	41.60	38.10	10.08	34.16

Radiated Emissions above 1GHz\_Mode 17



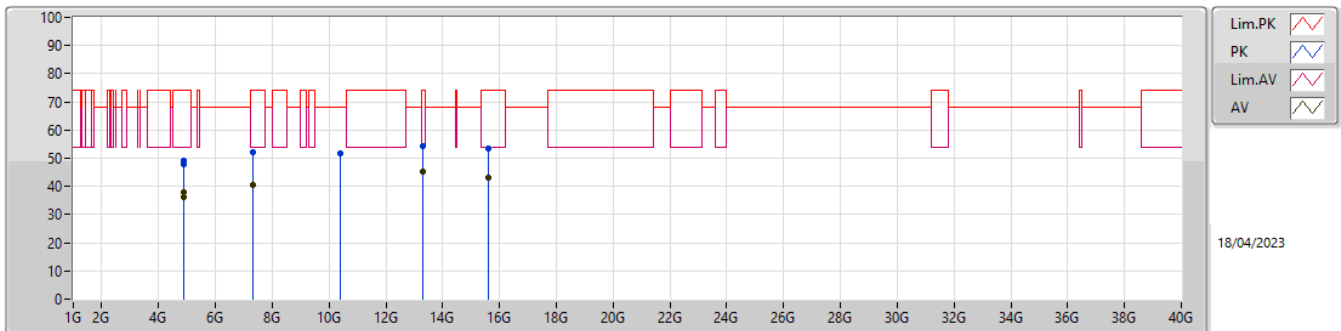
Type	Freq (Hz)	Level (dBuV/m)	Limit (dBuV/m)	Margin (dB)	Factor (dB/m)	Dist (m)	Condition	Azimuth (°)	Height (m)	Comment	Raw (dBuV/m)	AF (dB/m)	CL (dB)	PA (dB)
AV	4.8665G	35.03	54.00	-18.97	3.32	3	Horizontal	61	2.38	-	31.71	32.60	5.37	34.65
AV	11.38174G	42.69	54.00	-11.31	12.68	3	Horizontal	261	2.33	-	30.01	38.96	8.29	34.57
AV	12.68052G	44.82	54.00	-9.18	13.74	3	Horizontal	184	1.73	-	31.08	39.16	8.65	34.07
AV	15.60844G	43.09	54.00	-10.91	12.55	3	Horizontal	0	2.61	-	30.54	37.98	9.53	34.96
PK	4.8716G	45.50	74.00	-28.50	3.32	3	Horizontal	61	2.38	-	42.18	32.60	5.37	34.65
PK	10.40436G	51.67	68.20	-16.53	11.56	3	Horizontal	267	1.25	-	40.11	38.40	7.98	34.82
PK	11.3905G	52.55	74.00	-21.45	12.70	3	Horizontal	261	2.33	-	39.85	38.98	8.29	34.57
PK	12.68259G	53.59	74.00	-20.41	13.76	3	Horizontal	184	1.73	-	39.83	39.17	8.65	34.06
PK	15.59492G	53.13	74.00	-20.87	12.60	3	Horizontal	0	2.61	-	40.53	38.03	9.52	34.95
PK	17.058G	55.07	68.20	-13.13	14.03	3	Horizontal	130	1.38	-	41.04	38.10	10.08	34.15

Radiated Emissions above 1GHz\_Mode 18



Type	Freq (Hz)	Level (dBuV/m)	Limit (dBuV/m)	Margin (dB)	Factor (dB/m)	Dist (m)	Condition	Azimuth (°)	Height (m)	Comment	Raw (dBuV/m)	AF (dB/m)	CL (dB)	PA (dB)
AV	4.86692G	34.98	54.00	-19.02	3.32	3	Vertical	98	1.97	-	31.66	32.60	5.37	34.65
AV	4.8728G	34.84	54.00	-19.16	3.32	3	Vertical	342	2.80	-	31.52	32.60	5.37	34.65
AV	7.3116G	41.65	54.00	-12.35	8.54	3	Vertical	355	1.49	-	33.11	36.68	6.64	34.78
AV	13.33213G	45.32	54.00	-8.68	15.51	3	Vertical	17	2.53	-	29.81	39.66	8.82	32.97
AV	15.59892G	43.08	54.00	-10.92	12.59	3	Vertical	142	2.13	-	30.49	38.01	9.53	34.95
PK	4.86836G	45.82	74.00	-28.18	3.32	3	Vertical	342	2.80	-	42.50	32.60	5.37	34.65
PK	4.8695G	44.51	74.00	-29.49	3.32	3	Vertical	98	1.97	-	41.19	32.60	5.37	34.65
PK	7.31178G	52.57	74.00	-21.43	8.54	3	Vertical	355	1.49	-	44.03	36.68	6.64	34.78
PK	10.40768G	52.26	68.20	-15.94	11.58	3	Vertical	330	1.00	-	40.68	38.41	7.98	34.81
PK	13.32772G	54.74	74.00	-19.26	15.49	3	Vertical	17	2.53	-	39.25	39.64	8.82	32.97
PK	15.59676G	53.20	74.00	-20.80	12.59	3	Vertical	142	2.13	-	40.61	38.02	9.52	34.95

Radiated Emissions above 1GHz\_Mode 18



Type	Freq (Hz)	Level (dBuV/m)	Limit (dBuV/m)	Margin (dB)	Factor (dB/m)	Dist (m)	Condition	Azimuth (°)	Height (m)	Comment	Raw (dBuV/m)	AF (dB/m)	CL (dB)	PA (dB)
AV	4.86602G	36.13	54.00	-17.87	3.32	3	Horizontal	179	1.71	-	32.81	32.60	5.37	34.65
AV	4.87904G	38.03	54.00	-15.97	3.33	3	Horizontal	240	2.24	-	34.70	32.60	5.38	34.65
AV	7.31624G	40.51	54.00	-13.49	8.53	3	Horizontal	345	1.57	-	31.98	36.67	6.64	34.78
AV	13.3213G	45.40	54.00	-8.60	15.45	3	Horizontal	266	1.90	-	29.95	39.61	8.82	32.98
AV	15.59718G	43.26	54.00	-10.74	12.59	3	Horizontal	256	1.58	-	30.67	38.01	9.53	34.95
PK	4.87214G	47.75	74.00	-26.25	3.32	3	Horizontal	179	1.71	-	44.43	32.60	5.37	34.65
PK	4.87898G	49.32	74.00	-24.68	3.33	3	Horizontal	240	2.24	-	45.99	32.60	5.38	34.65
PK	7.31804G	52.21	74.00	-21.79	8.52	3	Horizontal	345	1.57	-	43.69	36.66	6.64	34.78
PK	10.40222G	51.89	68.20	-16.31	11.56	3	Horizontal	307	3.00	-	40.33	38.40	7.98	34.82
PK	13.31587G	54.24	74.00	-19.76	15.41	3	Horizontal	266	1.90	-	38.83	39.58	8.82	32.99
PK	15.59454G	53.61	74.00	-20.39	12.60	3	Horizontal	256	1.58	-	41.01	38.03	9.52	34.95