

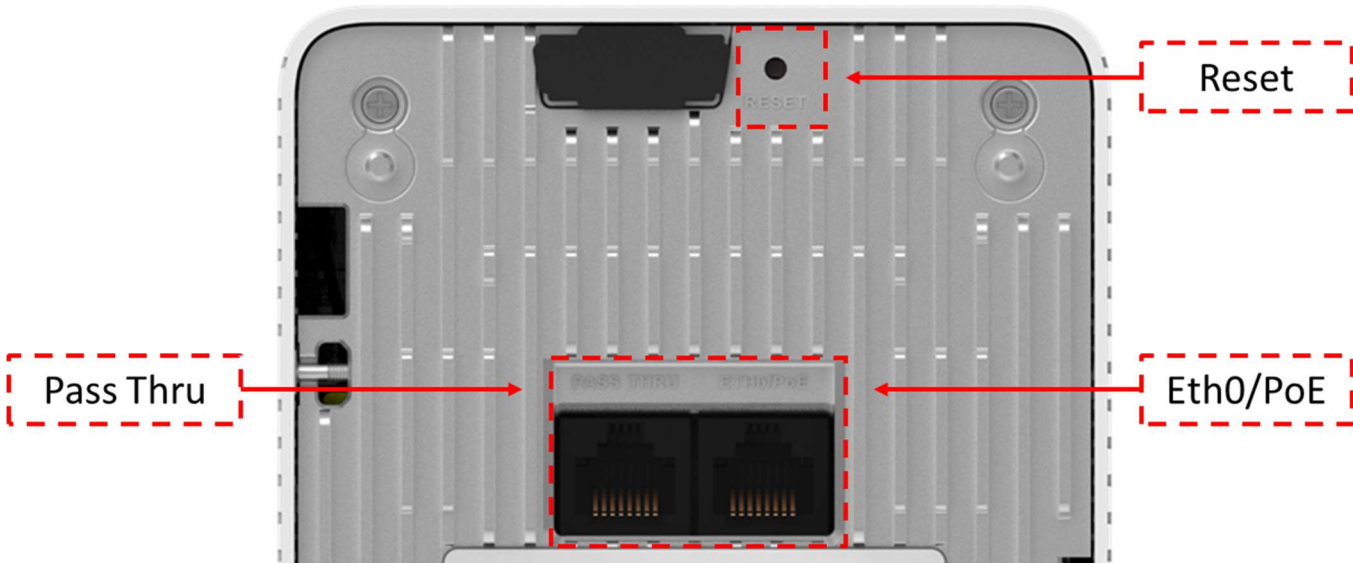


## AP12 Hardware Installation Guide

### Overview

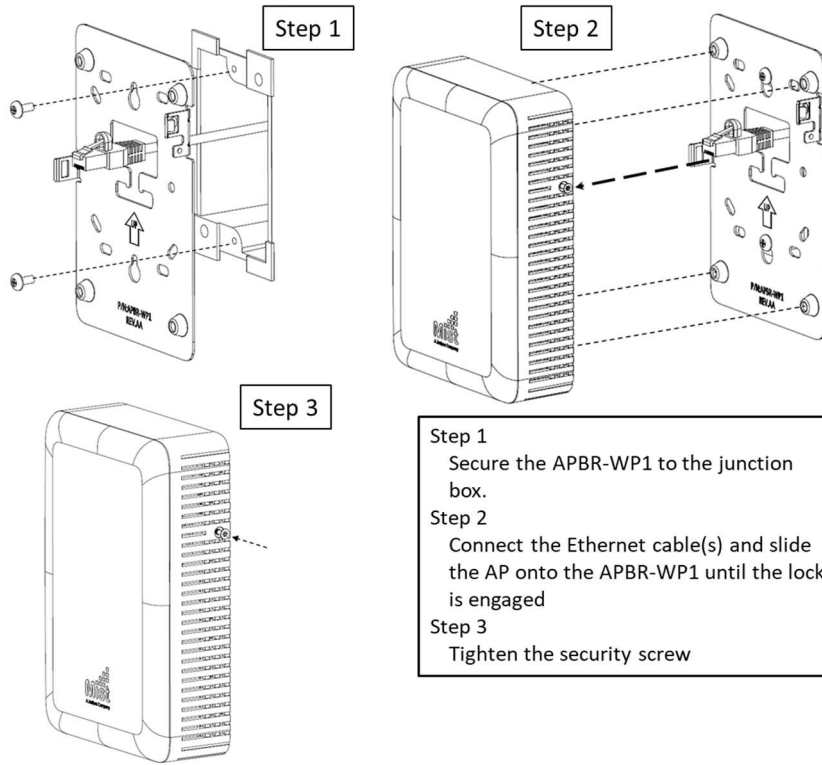
The Mist AP12 contains three IEEE 802.11ax radios that deliver up to 2x2 MIMO with two spatial streams when operating in multi-user (MU) or single-user (SU) mode.

## I/O ports

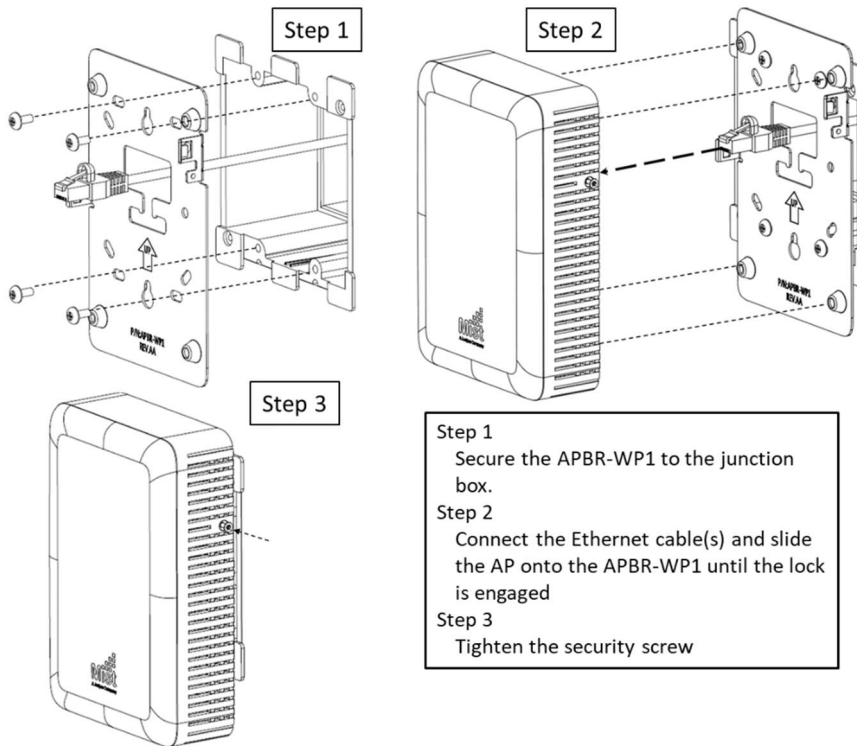


Reset	Reset to the factory default settings
Eth0+PoE	10/100/1000BASE-T RJ45 interface that supports 802.3at PoE PD
Pass Thru	Passive RJ45 Pass Thru (rear to bottom)
Eth1+PSE	10/100/1000BASE-T RJ45 interface with Class 2 PSE out
Eth2-Eth3	10/100/1000BASE-T RJ45 interfaces

## Single gang junction box



## Double gang junction box



## Technical Specifications:

Feature	Description
Power options	802.3at/802.3af PoE
Dimensions	100mm x 150mm x 40mm (3.93in x 5.91in x 1.57in)
Weight	0.6 kg (1.32 lbs)
Operating temperature	0° to 40° C
Operating humidity	10% to 90% maximum relative humidity, non-condensing
Operating altitude	3,048m (10,000 ft)
I/O	1 - 10/100/1000BASE-T auto-sensing RJ-45 with PoE In 1 - 10/100/1000BASE-T auto-sensing RJ-45 with PoE Out 2 - 10/100/1000BASE-T auto-sensing RJ-45 Pass Thru from the rear to the bottom I/O area
RF	5GHz - 2x2:2SS 802.11ax MU-MIMO & SU-MIMO 2.4GHz - 2x2:2SS 802.11ax MU-MIMO & SU-MIMO 2.4GHz / 5GHz scanning radio 2.4GHz BLE with Omni Antenna
Maximum PHY rate	Total maximum PHY rate - 1775 Mbps 5GHz - 1201 Mbps 2.4GHz - 574Mbps
Indicators	Multi-color status LED
Compliance standards	CAN/CSA-C22.2 No. 62368-1-14 FCC Part 15.247, 15.407, 15.107, and 15.109 RSS-247 ICES-003 (Canada)

## Warranty Information

The AP12 Access Point comes with a limited lifetime warranty.

### Ordering Information:

#### Access Points

AP12-US	802.11ax 2+2 Wall Plate AP – Internal Antenna for the US Regulatory domain
AP12-WW	802.11ax 2+2 Wall Plate AP – Internal Antenna for the WW Regulatory domain

#### Mounting brackets

APBR-WP1	Bracket for AP12
APBR-DS1	Desk stand for AP12

## Regulatory Compliance Information:

This product and all interconnected equipment must be installed indoors within the same building, including the associated LAN connections as defined by the 802.3at Standard.

If you need further assistance with purchasing the power source, please contact Juniper Networks, Inc.

## FCC Requirement for Operation in the United States of America:

### FCC Guideline for Human Exposure

This equipment complies with FCC radiation exposure limits set forth for an uncontrolled environment. This equipment should be installed and operated with minimum distance 25 cm between the radiator & your body.

This device complies with Part 15 of the FCC Rules. Operation is subject to the following two conditions: (1) This device may not cause harmful interference, and (2) this device must accept any interference received, including interference that may cause undesired operation.

This equipment has been tested and found to comply with the limits for a Class B digital device, pursuant to Part 15 of the FCC Rules. These limits are designed to provide reasonable protection against harmful interference in a residential installation. This equipment generates, uses, and can radiate radio frequency energy and, if not installed and used in accordance with the instructions, may cause harmful interference to radio communications. However, there is no guarantee that interference will not occur in a particular installation. If this equipment does cause harmful interference to radio or television reception, which can be determined by turning the equipment off and on, the user is encouraged to try to correct the interference by one of the following measures:

- Reorient or relocate the receiving antenna.
- Increase the separation between the equipment and receiver.
- Connect the equipment into an outlet on a circuit different from that to which the receiver is connected.
- Consult the dealer or an experienced radio/TV technician for help.

### FCC Caution

- Any changes or modifications not expressly approved by the party responsible for compliance could void the user's authority to operate this equipment.
- This transmitter must not be co-located or operating in conjunction with any other antenna or transmitter.

## Industry Canada

This device complies with RSS-247 of the Industry Canada Rules. Operation is subject to the following two conditions: (1) This device may not cause harmful interference, and (2) this device must accept any interference received, including interference that may cause undesired operation.

Ce dispositif est conforme à la norme CNR-247 d'Industrie Canada applicable aux appareils radio exempts de licence. Son fonctionnement est sujet aux deux conditions suivantes: (1) le dispositif ne doit pas produire de brouillage préjudiciable, et (2) ce dispositif doit accepter tout brouillage reçu, y compris un brouillage susceptible de provoquer un fonctionnement indésirable.

This radio transmitter (IC: 22068-AP12 / Model: AP12) has been approved by ISED to operate with the antenna type listed below with maximum permissible gain indicated. Antenna types not included in this list, having a gain greater than the maximum gain indicated for that type, are strictly prohibited for use with this device.

Le présent émetteur radio (IC: 22068-AP12 / Model: AP12) a été approuvé par ISED pour fonctionner avec les types d'antenne énumérés ci-dessous et ayant un gain admissible maximal. Les types d'antenne non inclus dans cette liste, et dont le gain est supérieur au gain maximal indiqué, sont strictement interdits pour l'exploitation de l'émetteur.

### **Radiation Exposure Statement:**

This equipment complies with IC radiation exposure limits set forth for an uncontrolled environment. This equipment should be installed and operated with minimum distance 29 cm between the radiator & your body.

Déclaration d'exposition aux radiations: Cet équipement est conforme aux limites d'exposition aux rayonnements IC établies pour un environnement non contrôlé. Cet équipement doit être installé et utilisé avec un minimum de 29 cm de distance entre la source de rayonnement et votre corps.

## IC Caution

- (i) The device for operation in the band 5150-5250 MHz is only for indoor use to reduce the potential for harmful interference to co-channel mobile satellite systems;
- (ii) The maximum antenna gain permitted for devices in the bands 5250-5350 MHz and 5470-5725 MHz shall be such that the equipment still complies with the e.i.r.p. limit;
- (iii) The maximum antenna gain permitted for devices in the band 5725-5850 MHz shall be such that the equipment still complies with the e.i.r.p. limits specified for point-to-point and non-point-to-point operation as appropriate; and
- (iv) Users should also be advised that high-power radars are allocated as primary users (i.e. priority users) of the bands 5250-5350 MHz and 5650-5850 MHz and that these radars could cause interference and/or damage to LE-LAN devices.

## Avertissement

Le guide d'utilisation des dispositifs pour réseaux locaux doit inclure des instructions précises sur les restrictions susmentionnées, notamment :

- (i) les dispositifs fonctionnant dans la bande 5150-5250 MHz sont réservés uniquement pour une utilisation à l'intérieur afin de réduire les risques de brouillage préjudiciable aux systèmes de satellites mobiles utilisant les mêmes canaux;
- (ii) le gain maximal d'antenne permis pour les dispositifs utilisant les bandes de 5250 à 5350 MHz et de 5470 à 5725 MHz doit être conforme à la limite de la p.i.r.e;
- (iii) le gain maximal d'antenne permis (pour les dispositifs utilisant la bande de 5725 à 5850 MHz) doit être conforme à la limite de la p.i.r.e. spécifiée pour l'exploitation point à point et l'exploitation non point à point, selon le cas;
- (iv) De plus, les utilisateurs devraient aussi être avisés que les utilisateurs de radars de haute puissance sont désignés utilisateurs principaux (c.-à-d., qu'ils ont la priorité) pour les bandes 5250-5350 MHz et 5650-5850 MHz et que ces radars pourraient causer du brouillage et/ou des dommages aux dispositifs LAN-EL.