

---

## **EXHIBIT D - TEST SETUP PHOTOGRAPHS**

---

Up-Coil

**Conducted Emissions - Front View**




**Conducted Emissions - Side View**



**Radiated Emissions View (9k-30MHz)**



**Radiated Emissions View (30MHz-1GHz)**




Down-Coil

**Conducted Emissions - Front View**




**Conducted Emissions - Side View**







**Radiated Emissions View (9k-30MHz)**




**Radiated Emissions View (30MHz-1GHz)**



**H-Field Strength View  
Position A (Distance 15cm)**




**Position B (Distance 15cm)**







**Position C (Distance 15cm)**




**Position D (Distance 15cm)**



**Position E (Distance 20cm)**




**E-Field Strength View  
Position A (Distance 15cm)**






**Position B (Distance 15cm)**



**Position C (Distance 15cm)**





**Position D (Distance 15cm)**



**Position E (Distance 20cm)**

