


EXHIBIT D - TEST SETUP PHOTOGRAPHS

Micro USB Input


Conducted Emissions - Front View




Conducted Emissions - Side View



Radiated Emissions View - Front View




Radiated Emissions View - Side View




Type C Input


Conducted Emissions - Front View




Conducted Emissions - Side View



Radiated Emissions View - Front View




Radiated Emissions View - Side View




Wireless Charging


Radiated Emissions View (9 kHz ~ 30 MHz)




Radiated Emissions View (30 MHz ~ 1 GHz)




**H-Filed Strength View
Position A (Distance 15cm)**




Position B (Distance 15cm)




Position C (Distance 15cm)




Position D (Distance 15cm)




Position E (Distance 20cm)



**E-Filed Strength View
Position A (Distance 15cm)**




Position B (Distance 15cm)



Position C (Distance 15cm)



Position D (Distance 15cm)



Position E (Distance 20cm)

