

# ONE PAGE DOUBLE SIDED FOLD

## FCC STATEMENT:

Any Changes or modifications not expressly approved by the party responsible for compliance could void the user's authority to operate the equipment.

This device complies with part 15 of the FCC Rules. Operation is subject to the following two conditions: (1) This device may not cause harmful interference, and (2) this device must accept any interference received, including interference that may cause undesired operation.

### IMPORTANT NOTE:

Note: This equipment has been tested and found to comply with the limits for a Class B digital device, pursuant to part 15 of the FCC Rules. These limits are designed to provide reasonable protection against harmful interference in a residential installation. This equipment generates, uses and can radiate radio frequency energy and, if not installed and used in accordance with the instructions, may cause harmful interference to radio communications. However, there is no guarantee that interference will not occur in a particular installation. If this equipment does cause harmful interference to radio or television reception, which can be determined by turning the equipment off and on, the user is encouraged to try to correct the interference by one or more of the following measures:

- Reorient or relocate the receiving antenna.
- Increase the separation between the equipment and receiver.
- Connect the equipment into an outlet on a circuit different from that to which the receiver is connected.
- Consult the dealer or an experienced radio/TV technician for help.

### FCC Radiation Exposure Statement:

This equipment complies with FCC radiation exposure limits set forth for an uncontrolled environment.

Use of the Works with Apple badge means that a product has been designed to work specifically with the technology identified in the badge and has been certified by the product manufacturer to meet Apple Find My network product specifications and requirements. Apple is not responsible for the operation of this device or use of this product or its compliance with safety and regulatory standards. Apple, Apple Watch, iPad, iPadOS, iPod touch, Mac, and macOS are trademarks of Apple Inc., registered in the U.S. and other countries. iOS is a trademark or registered trademark of Cisco in the U.S. and other countries and is used under license.

The Bluetooth® word mark and logos are registered trademarks owned by the Bluetooth SIG, Inc. and any use of such marks by Anker Innovations Limited, is under license. Other trademarks and trade names are those of their respective owners.

## ONE YEAR WARRANTY

Xtreme warrants its products for one year against defects in manufacturing under regular consumer use with original receipt of retail purchase.

We believe in our products and want to provide you with a replacement, if needed, but we have to know about the problem while the product is still under warranty. If you discover a defect covered by this warranty, please contact us about receiving a replacement. In order to use the products warranty the customer must provide proof of the retailers receipt.

\*Any customers outside of the U.S. will be responsible for shipping and handling charges if a replacement is required that is not due to a manufacturing defect. If there is not a manufacturing defect, shipping and handling will be applied.

Xtreme's warranty is limited to our products only. Our warranty does not cover the replacement or repair cost of any third-party accessory, electronic device or personal property.

For instructions about how to obtain warranty service for your product and for product support, please contact Customer Service at customerservice@xtremecables.com



## WHAT'S INSIDE

Pet Locator with Key Chain  
User Manual

## IC STATEMENT:

This device complies with Innovation, Science, and Economic Development Canada licence-exempt RSS standard(s). Operation is subject to the following two conditions:

- (1) this device may not cause interference, and
- (2) this device must accept any interference, including interference that may cause undesired operation of the device.

Le présent appareil est conforme aux CNR d'Innovation, Sciences et Développement économique Canada applicables aux appareils radio exempts de licence. L'exploitation est autorisée aux deux conditions suivantes :

- (1) l'appareil n'a pas de produire de brouillage, et
  - (2) l'utilisateur de l'appareil doit accepter tout brouillage radioélectrique subi, même si le brouillage est susceptible d'en compromettre le fonctionnement.
- The device is compliance with RF exposure guidelines, users can obtain Canadian information on RF exposure and compliance.

Le présent appareil est conforme Après examen de ce matériel aux conformité ou aux limites d'intensité de champ RF, les utilisateurs peuvent sur l'exposition aux radiofréquences et la conformité and compliance d'acquérir les informations correspondantes.

Distributed by Jem Accessories  
Edison, N.J. 08817  
Made in China



# PET LOCATOR

FIND MY PET

Thank you for purchasing the XTREME LOCATOR TAG! Keep track of your things with "Find My" app on iPhone, iPad, Apple Watch and Mac. Find your pets, keys, bags, backpacks, luggage, and more.



855-999-8041 WWW.XTREMECABLES.COM

ITEM#: XPT6-1001-WHT, XMF8-1001, XMF8-1002, XPT6-1001-BLK, XMF8-1001-BLK, XMF8-1001-WHT, XPT6-1001, ATR2-1000-WHT

V1.0 11/23

## SETUP WITH THE APPLE FIND MY APP

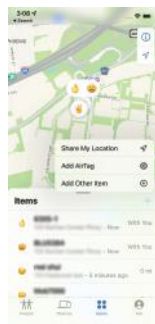
iPhone users can add your device to Find My app. The Find My app is a pre-installed app in the iOS system, requiring no separate installation.  
Note: Not for use with Android phones.

### WHAT YOU NEED

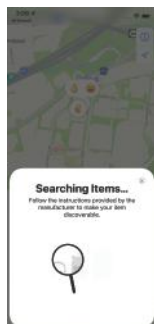
- An iPhone, iPad, or iPod touch with iOS14.5 or iPadOS14.5 or later and two-factor authentication turned on.
- Find My turned on.
- Bluetooth turned on.
- A strong Wi-Fi or cellular connection.
- Location Services of your iPhone must turned on: Go to Settings > Privacy > Location Services.
- To use Precision Finding and see the most accurate location for your XTREME LOCATOR TAG, you will need to turn on Location Access for Find My. Go to Settings > Privacy > Location Services, then scroll down and tap Find My. Check While Using the App / While Using the App or Widgets, then turn on Precision Location.

## ADD YOUR LOCATOR TAG

1. Open the Find My app, and select Add Item > Other Supported Item on the Items tab.
2. Click the button on the device once to turn it on. The device will make a chime sound.
3. The Find My app will detect the device and will show the name Wi-Fi, click Connect.
4. Choose a name for your XTREME LOCATOR TAG, tap Continue and then choose an emoji, then tap Continue.
5. To register the XTREME LOCATOR TAG with your Apple ID, tap Agree.
6. Tap Done, now you can attach your XTREME LOCATOR TAG to anything and see it in the Find My app.



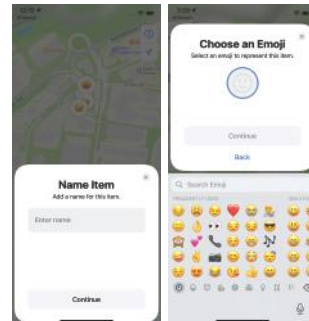
STEP 1



STEP 2



STEP 3



STEP 4



STEP 5

### If you can't set up your XTREME LOCATOR TAG Link:

Confirm that your XTREME LOCATOR TAG is ready for set up by:

- Making sure your XTREME LOCATOR TAG is on by clicking the button once. The device should make a chime sound.
- To Turn off, hold down the button for 3 seconds. You will hear 2 beeps confirming the device is turned off.
- If you have multiple XTREME LOCATOR TAG to set up, make sure that only one is near your device at one time.

If your XTREME LOCATOR TAG still won't connect to your device, try to reset it. (see below for how to reset).

If you see a message that says your XTREME LOCATOR TAG is connected to another Apple ID:

Make sure you have already removed this XTREME LOCATOR TAG in the Find My app if you plan to use another Apple ID to add this device. If you are adding this device for the first time and encounter this issue, please contact customerservice@xtremecables.com to get help.

## HOW TO USE IN THE APPLE FIND MY APP:

For the most up to date instructions on how to use the Apple Find My app with your XTREME LOCATOR TAG, please check the official apple support website at support.apple.com

## RESETTING YOUR XTREME LOCATOR TAG

1. Remove the XTREME LOCATOR TAG from the Find My app.
  - Open Find My and select the "Items" tab.
  - Tap on your XTREME LOCATOR TAG from the list.
  - Make sure "Lost Mode" is disabled.
  - Scroll to the bottom of the screen and tap Remove item.
  - A summary will open, tap "Remove" to confirm.

## 2. Factory Reset Your Item Locator:

After successfully removing the XTREME LOCATOR TAG from Find My app, press the XTREME LOCATOR TAG's function button four times rapidly, and then hold it a fifth time until you hear a ringing chime. The XTREME LOCATOR TAG is now reset and ready to be paired to a new device.

## DISABLE FIND MY NETWORK

1. Open the product's back cover to find the battery.
2. Remove the battery.
3. This will stop sharing the location of this item.

## REPLACE THE BATTERY:

Use your fingernails at the corner of your XTREME LOCATOR TAG to carefully open the case. Replace the battery with a new CR2032 battery by placing it positive side up (text facing up). Carefully close the XTREME LOCATOR TAG by aligning the top hole on both sides.

## BATTERY CAUTIONS

- This product contains a CR2032 coin cell battery.
  - Keep battery out of reach of small children or those that require supervision.
  - Should a child, or someone, swallow a battery, consult a physician immediately.
  - Install the battery with the correct polarity (+ and -).
  - Dispose of batteries following your local regulations.
  - When discarding coin / button cell batteries, insulate the + and - terminals with a piece of insulating tape. When disposed of improperly, lithium batteries may short and pose a hazard.
  - Keep batteries away from direct sunlight, high temperature, and high humidity.
- CAUTION RISK OF EXPLOSION IF BATTERY IS REPLACED BY AN INCORRECT TYPE.

## SAFETY AND CARE INSTRUCTIONS

Read all the instructions before using the product and them store them for future reference.

- Keep the product dry. Do not expose to rain, moisture, or other liquid.
- Do not expose the product to extremely high or low temperatures. Do not expose to heat sources, the sun, or leave in a hot vehicle. Do not dispose of in a fire.
- Do not place anywhere where the product would become crushed or punctured.
- This product is not a toy. Keep out of reach of children or those that require supervision.
- Do not use abrasive cleaning solvents to clean the unit.