

---

## TEST SETUP PHOTOGRAPHS

---

**Conducted Emissions Front View**



**Conducted Emissions Side View**




**Radiated Emission 30MHz-1GHz View**



**Radiated Emission 9kHz-30MHz Parallel View**




**Radiated Emission 9kHz-30MHz Perpendicular View**




**Radiated Emission 9kHz-30MHz Ground-parallel View**




**Position A**



**Position B**




**Position C**



**Position D**



**Position E**



**Position F**

