

TEST REPORT

Application No.: SZCR2401000014AT
Applicant: JEM ACCESSORIES INC.
Address of Applicant: 32 Brunswick Avenue Edison New Jersey 08817 United States
Manufacturer: JEM ACCESSORIES INC.
Address of Manufacturer: 32 Brunswick Avenue Edison New Jersey 08817 United States
Factory: Shenzhen Tilv Technology Co., Ltd
Address of Factory: 3/F Dongshan No.8 factory, Difu Rd., Gushu Community, Xixiang St., Baoan District, Shenzhen, China.

Equipment Under Test (EUT):

EUT Name: Black 5 in 1 Desk Lamp
Model No.: PLP7-1002-BLK ("-XXX" is just modifier for marketing and color)
FCC ID: 2AHAS-5IN1LMP
Standard(s) : 47 CFR Part 15, Subpart C
Date of Receipt: 2024-01-02
Date of Test: 2024-01-05 to 2024-01-23
Date of Issue: 2024-01-26

Test Result:	Pass*
---------------------	--------------

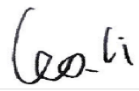
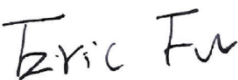
* In the configuration tested, the EUT complied with the standards specified above.



Keny Xu
EMC Laboratory Manager



Revision Record				
Version	Chapter	Date	Modifier	Remark
01		2024-01-26		Original

Authorized for issue by:				
				
		Leo Li/Project Engineer		
				
		Eric Fu/Reviewer		



Unless otherwise agreed in writing, this document is issued by the Company subject to its General Conditions of Service printed overleaf, available on request or accessible at <https://www.sgs.com/en/Terms-and-Conditions>. Attention is drawn to the limitation of liability, indemnification and jurisdiction issues defined therein. Any holder of this document is advised that information contained hereon reflects the Company's findings at the time of its intervention only and within the limits of Client's instructions, if any. The Company's sole responsibility is to its Client and this document does not exonerate parties to a transaction from exercising all their rights and obligations under the transaction documents. This document cannot be reproduced except in full, without prior written approval of the Company. Any unauthorized alteration, forgery or falsification of the content or appearance of this document is unlawful and offenders may be prosecuted to the fullest extent of the law. Unless otherwise stated the results shown in this test report refer only to the sample(s) tested and such sample(s) are retained for 30 days only.

2 Test Summary

Radio Spectrum Technical Requirement				
Item	Standard	Method	Requirement	Result
Antenna Requirement	47 CFR Part 15, Subpart C	N/A	47 CFR Part 15, Subpart C 15.203	Pass

Radio Spectrum Matter Part				
Item	Standard	Method	Requirement	Result
20dB Bandwidth	47 CFR Part 15, Subpart C	ANSI C63.10 (2013) Section 6.9.2	47 CFR Part 15, Subpart C 15.215	Pass
Conducted Emissions at AC Mains Power Port (150kHz-30MHz)		ANSI C63.10 (2013) Section 6.2	47 CFR Part 15, Subpart C 15.207	Pass
Restricted Bands		ANSI C63.10 (2013) Section 6.10.5	47 CFR Part 15, Subpart C 15.205	Pass
Radiated Emissions (9kHz-30MHz)		ANSI C63.10 (2013) Section 6.4	47 CFR Part 15, Subpart C 15.205 & 15.209	Pass
Radiated Emissions (30MHz-1GHz)		ANSI C63.10 (2013) Section 6.5	47 CFR Part 15, Subpart C 15.205 & 15.209	Pass



Unless otherwise agreed in writing, this document is issued by the Company subject to its General Conditions of Service printed overleaf, available on request or accessible at <https://www.sgs.com/en/Terms-and-Conditions>. Attention is drawn to the limitation of liability, indemnification and jurisdiction issues defined therein. Any holder of this document is advised that information contained hereon reflects the Company's findings at the time of its intervention only and within the limits of Client's instructions, if any. The Company's sole responsibility is to its Client and this document does not exonerate parties to a transaction from exercising all their rights and obligations under the transaction documents. This document cannot be reproduced except in full, without prior written approval of the Company. Any unauthorized alteration, forgery or falsification of the content or appearance of this document is unlawful and offenders may be prosecuted to the fullest extent of the law. Unless otherwise stated the results shown in this test report refer only to the sample(s) tested and such sample(s) are retained for 30 days only.

Attention: To check the authenticity of testing /inspection report & certificate, please contact us at telephone: (86-755) 8307 1443, or email: CN.Doccheck@sgs.com

3 Contents

	Page
1 Cover Page	1
2 Test Summary.....	3
3 Contents	4
4 General Information.....	6
4.1 Details of E.U.T.....	6
4.2 Description of Support Units.....	6
4.3 Measurement Uncertainty	6
4.4 Test Location	8
4.5 Test Facility.....	8
4.6 Deviation from Standards.....	8
4.7 Abnormalities from Standard Conditions.....	8
5 Equipment List	9
6 Radio Spectrum Technical Requirement.....	11
6.1 Antenna Requirement	11
6.1.1 Test Requirement:	11
6.1.2 Conclusion.....	11
7 Radio Spectrum Matter Test Results.....	12
7.1 20dB Bandwidth	12
7.1.1 E.U.T. Operation	12
7.1.2 Test Mode Description	12
7.1.3 Test Setup Diagram	13
7.1.4 Measurement Procedure and Data.....	14
7.2 Conducted Emissions at AC Mains Power Port (150kHz-30MHz)	16
7.2.1 E.U.T. Operation	16
7.2.2 Test Mode Description	16
7.2.3 Test Setup Diagram	17
7.2.4 Measurement Procedure and Data.....	17
7.3 Restricted Bands.....	20
7.3.1 E.U.T. Operation	20
7.3.2 Test Mode Description	20
7.3.3 Test Setup Diagram	21
7.3.4 Measurement Procedure and Data.....	22
7.4 Radiated Emissions (9kHz-30MHz)	24
7.4.1 E.U.T. Operation	25
7.4.2 Test Mode Description	25
7.4.3 Test Setup Diagram	26
7.4.4 Measurement Procedure and Data.....	26
7.5 Radiated Emissions (30MHz-1GHz)	29
7.5.1 E.U.T. Operation	29



Unless otherwise agreed in writing, this document is issued by the Company subject to its General Conditions of Service printed overleaf, available on request or accessible at <https://www.sgs.com/en/Terms-and-Conditions>. Attention is drawn to the limitation of liability, indemnification and jurisdiction issues defined therein. Any holder of this document is advised that information contained hereon reflects the Company's findings at the time of its intervention only and within the limits of Client's instructions, if any. The Company's sole responsibility is to its Client and this document does not exonerate parties to a transaction from exercising all their rights and obligations under the transaction documents. This document cannot be reproduced except in full, without prior written approval of the Company. Any unauthorized alteration, forgery or falsification of the content or appearance of this document is unlawful and offenders may be prosecuted to the fullest extent of the law. Unless otherwise stated the results shown in this test report refer only to the sample(s) tested and such sample(s) are retained for 30 days only.

Attention: To check the authenticity of testing /inspection report & certificate, please contact us at telephone: (86-755) 8307 1443, or email: CN.Doccheck@sgs.com

SGS-CSTC Standards Technical Services Co., Ltd. Shenzhen Branch

SZEMC-TRF-01 Rev. A/1

Report No.: SZCR240100001402

Page: 5 of 34

7.5.2	Test Mode Description	29
7.5.3	Test Setup Diagram	30
7.5.4	Measurement Procedure and Data.....	31
8	Test Setup Photo	34
9	EUT Constructional Details (EUT Photos).....	34



Unless otherwise agreed in writing, this document is issued by the Company subject to its General Conditions of Service printed overleaf, available on request or accessible at <https://www.sgs.com/en/Terms-and-Conditions>. Attention is drawn to the limitation of liability, indemnification and jurisdiction issues defined therein. Any holder of this document is advised that information contained hereon reflects the Company's findings at the time of its intervention only and within the limits of Client's instructions, if any. The Company's sole responsibility is to its Client and this document does not exonerate parties to a transaction from exercising all their rights and obligations under the transaction documents. This document cannot be reproduced except in full, without prior written approval of the Company. Any unauthorized alteration, forgery or falsification of the content or appearance of this document is unlawful and offenders may be prosecuted to the fullest extent of the law. Unless otherwise stated the results shown in this test report refer only to the sample(s) tested and such sample(s) are retained for 30 days only.

Attention: To check the authenticity of testing /inspection report & certificate, please contact us at telephone: (86-755) 8307 1443, or email: CN.Doccheck@sgs.com

4 General Information

4.1 Details of E.U.T.

Power supply:	Input: 9V/2.2A Airpods Output: 3W LED Power:5W USB Output:5V/1A Wireless Charger Output: 5/7.5W/10W/15W Adapter Model: PHC8-1035 Input: 100-240V~, 50/60Hz 0.5A Output: 5V/3A, 9V/2.22A, 12V/1.67A 20.0W
Cable(s):	Type-C cable:100cm unshielded
Operation frequency:	Output 1 (for smart phone): 115.30-171.28kHz Output 2 (for Airpods): 118.00-183.16kHz
Modulation type:	Load modulation
Antenna type:	Loop Antenna

Remark: The information in this section is provided by the applicant or manufacturer, SGS is not liable to the accuracy, suitability, reliability or/and integrity of the information.

4.2 Description of Support Units

Description	Manufacturer	Model No.	Serial No.
Earphone	Apple	A2566	REF. No.SEA10D00
Watch	Apple	Series 5	REF. No.SEA32A00
iPhone 12	Apple	MGGU3CH/A	REF. No.SEA16M00
iPhone 8	Apple	A1863	REF. No.SEA16J00
Mobile Phone	Nexus	MRA58K	REF. No.SEA16P00
Mobile Phone	SAMSUNG	SM-G9500	REF. No.SEA16J00
E-loading	SGS	N/A	REF. No.SEA42A00
iWatch Charger	Apple	N/A	REF. No.SEA434A00

4.3 Measurement Uncertainty

Test Item	Measurement Uncertainty
20dB Bandwidth	± 0.3%
Conducted Emissions at AC Mains Power Port (150kHz-30MHz)	± 3.1dB
Restricted Bands	± 0.3%
Radiated Emissions (9kHz-30MHz)	± 3.6dB
Radiated Emissions (30MHz-1GHz)	± 6.0dB for 3m; ± 5.0dB for 10m



Remark:

The U_{lab} (lab Uncertainty) is less than $U_{CISPR/ETSI}$ (CISPR/ETSI Uncertainty), so the test results

- compliance is deemed to occur if no measured disturbance level exceeds the disturbance limit;
- non-compliance is deemed to occur if any measured disturbance level exceeds the disturbance limit.



4.4 Test Location

All tests were performed at:

SGS-CSTC Standards Technical Services Co., Ltd., Shenzhen Branch

No. 1 Workshop, M-10, Middle Section, Science & Technology Park, Nanshan District, Shenzhen, Guangdong, China. 518057.

Tel: +86 755 2601 2053 Fax: +86 755 2671 0594

No tests were sub-contracted.

4.5 Test Facility

The test facility is recognized, certified, or accredited by the following organizations:

• A2LA (Certificate No. 3816.01)

SGS-CSTC Standards Technical Services Co., Ltd., Shenzhen EMC Laboratory is accredited by the American Association for Laboratory Accreditation(A2LA). Certificate No. 3816.01.

• VCCI (Member No. 1937)

The 3m Fully-anechoic chamber for above 1GHz, 10m Semi-anechoic chamber for below 1GHz, Shielded Room for Mains Port Conducted Interference Measurement and Telecommunication Port Conducted Interference Measurement of SGS-CSTC Standards Technical Services Co., Ltd. Shenzhen EMC laboratory have been registered in accordance with the Regulations for Voluntary Control Measures with Registration No.: G-20026, R-14188, C-12383 and T-11153 respectively.

• FCC –Designation Number: CN1336

SGS-CSTC Standards Technical Services Co., Ltd., Shenzhen EMC Laboratory has been recognized as an accredited testing laboratory.

Designation Number: CN1336. Test Firm Registration Number: 787754.

• Innovation, Science and Economic Development Canada

SGS-CSTC Standards Technical Services Co., Ltd., Shenzhen EMC Laboratory has been recognized by ISED as an accredited testing laboratory.

CAB identifier: CN0006.

IC#: 4620C.

4.6 Deviation from Standards

None

4.7 Abnormalities from Standard Conditions

None



5 Equipment List

20dB Bandwidth					
Equipment	Manufacturer	Model No.	Inventory No.	Cal Date	Cal Due Date
DC Power Supply	Zhao Xin	PS-305D	SEM011-13	2023-09-20	2024-09-19
Spectrum Analyzer	Rohde & Schwarz	FSP30	SEM004-06	2023-09-19	2024-09-18
Measurement Software	TST PASS	TST PASS V2.0	N/A	N/A	N/A
Coaxial Cable	SGS	N/A	SEM031-01	2023-07-07	2024-07-06
Attenuator	Huber+Suhner	6620_SMA-50-1	SEM021-09	2023-03-31	2024-03-30

Conducted Emissions at AC Mains Power Port (150kHz-30MHz)					
Equipment	Manufacturer	Model No.	Inventory No.	Cal Date	Cal Due Date
Shielding Room	ZhongYu Electron	GB-88	SEM001-06	2022-05-14	2025-05-13
EMI Test Receiver	Rohde&Schwarz	ESCI	SEM004-02	2023-03-20	2024-03-19
Measurement Software	AUDIX	e3 V8.2014-6-27a	N/A	N/A	N/A
Coaxial Cable	SGS	N/A	SEM024-01	2023-07-07	2024-07-06
LISN	Rohde&Schwarz	ENV216	SEM007-01	2023-09-19	2024-09-18
LISN	ETS-LINDGREN	3816/2	SEM007-02	2023-03-20	2024-03-19

Restricted Bands					
Equipment	Manufacturer	Model No.	Inventory No.	Cal Date	Cal Due Date
DC Power Supply	Zhao Xin	PS-305D	SEM011-13	2023-09-20	2024-09-19
Spectrum Analyzer	Rohde & Schwarz	FSP30	SEM004-06	2023-09-19	2024-09-18
Measurement Software	TST PASS	TST PASS V2.0	N/A	N/A	N/A
Coaxial Cable	SGS	N/A	SEM031-01	2023-07-07	2024-07-06
Attenuator	Huber+Suhner	6620_SMA-50-1	SEM021-09	2023-03-31	2024-03-30



Unless otherwise agreed in writing, this document is issued by the Company subject to its General Conditions of Service printed overleaf, available on request or accessible at <https://www.sgs.com/en/Terms-and-Conditions>. Attention is drawn to the limitation of liability, indemnification and jurisdiction issues defined therein. Any holder of this document is advised that information contained hereon reflects the Company's findings at the time of its intervention only and within the limits of Client's instructions, if any. The Company's sole responsibility is to its Client and this document does not exonerate parties to a transaction from exercising all their rights and obligations under the transaction documents. This document cannot be reproduced except in full, without prior written approval of the Company. Any unauthorized alteration, forgery or falsification of the content or appearance of this document is unlawful and offenders may be prosecuted to the fullest extent of the law. Unless otherwise stated the results shown in this test report refer only to the sample(s) tested and such sample(s) are retained for 30 days only.

Attention: To check the authenticity of testing /inspection report & certificate, please contact us at telephone: (86-755) 8307 1443, or email: CN_Doccheck@sgs.com
 No.1 Workshop, M-10, Middle Section, Science & Technology Park, Nanshan District, Shenzhen, Guangdong, China 518057 t (86-755) 26012053 f (86-755) 26710594 www.sgs.com.cn
 中国·广东·深圳市南山区科技园中区M-10栋1号厂房 邮编: 518057 t (86-755) 26012053 f (86-755) 26710594 sgs.china@sgs.com

Radiated Emissions (9kHz-30MHz)					
Equipment	Manufacturer	Model No.	Inventory No.	Cal Date	Cal Due Date
10m Semi-Anechoic Chamber	SAEMC	FSAC1018	SEM001-03	2021-03-27	2024-03-26
MXE EMI receiver	KEYSIGHT	N9038A	SEM004-16	2023-10-19	2024-10-18
Trilog-Broadband Antenna	Schwarzbeck	VULB9168	SEM003-18	2023-09-23	2025-09-22
Pre-amplifier	Sonoma Instrument Co	310N	SEM005-04	2023-03-31	2024-03-30
Loop Antenna	ETS-Lindgren	6502	SEM003-08	2023-11-20	2025-11-19
Measurement Software	AUDIX	e3 V8.2014-6-27	N/A	N/A	N/A
Coaxial Cable	SGS	N/A	SEM029-01	2023-07-07	2024-07-06

Radiated Emissions (30MHz-1GHz)					
Equipment	Manufacturer	Model No.	Inventory No.	Cal Date	Cal Due Date
3m Semi-Anechoic Chamber	ETS-LINDGREN	N/A	SEM001-01	2023-06-19	2026-06-18
MXE EMI Receiver	Agilent Technologies	N9038A	SEM004-15	2023-10-19	2024-10-18
Pre-Amplifier	Agilent Technologies	8447D	SEM005-01	2023-03-20	2024-03-19
Measurement Software	AUDIX	e3 V8.2014-6-27	N/A	N/A	N/A
Coaxial Cable	SGS	N/A	SEM025-01	2023-07-07	2024-07-06

General used equipment					
Equipment	Manufacturer	Model No.	Inventory No.	Cal Date	Cal Due Date
Humidity/ Temperature Indicator	deli	8838	SEM002-32	2023-07-28	2024-07-27
Humidity/ Temperature Indicator	deli	8838	SEM002-33	2023-07-28	2024-07-27
Barometer	Changchun Meteorological Industry Factory	DYM3	SEM002-01	2023-03-23	2024-03-22



Unless otherwise agreed in writing, this document is issued by the Company subject to its General Conditions of Service printed overleaf, available on request or accessible at <https://www.sgs.com/en/Terms-and-Conditions>. Attention is drawn to the limitation of liability, indemnification and jurisdiction issues defined therein. Any holder of this document is advised that information contained hereon reflects the Company's findings at the time of its intervention only and within the limits of Client's instructions, if any. The Company's sole responsibility is to its Client and this document does not exonerate parties to a transaction from exercising all their rights and obligations under the transaction documents. This document cannot be reproduced except in full, without prior written approval of the Company. Any unauthorized alteration, forgery or falsification of the content or appearance of this document is unlawful and offenders may be prosecuted to the fullest extent of the law. Unless otherwise stated the results shown in this test report refer only to the sample(s) tested and such sample(s) are retained for 30 days only.

Attention: To check the authenticity of testing /inspection report & certificate, please contact us at telephone: (86-755) 8307 1443, or email: CN.Doccheck@sgs.com
 No.1 Workshop, M-10, Middle Section, Science & Technology Park, Nanshan District, Shenzhen, Guangdong, China 518057 t (86-755) 26012053 f (86-755) 26710594 www.sgs.com.cn
 中国·广东·深圳市南山区科技园中区M-10栋1号厂房 邮编: 518057 t (86-755) 26012053 f (86-755) 26710594 sgs.china@sgs.com

6 Radio Spectrum Technical Requirement

6.1 Antenna Requirement

6.1.1 Test Requirement:

47 CFR Part 15, Subpart C 15.203

6.1.2 Conclusion

Standard Requirement:

An intentional radiator shall be designed to ensure that no antenna other than that furnished by the responsible party shall be used with the device. The use of a antenna that uses a unique coupling to the intentional radiator, the manufacturer may design the unit permanently attached antenna or of an so that a broken antenna can be replaced by the user, but the use of a standard antenna jack or electrical connector is prohibited.

EUT Antenna:

The antenna is integrated on the main PCB and no consideration of replacement.

Refer to internal photos



7 Radio Spectrum Matter Test Results

7.1 20dB Bandwidth

Test Requirement 47 CFR Part 15, Subpart C 15.215

Test Method: ANSI C63.10 (2013) Section 6.9.2

Limit:

For report reference only

7.1.1 E.U.T. Operation

Operating Environment:

Temperature: 22.9 °C Humidity: 35.0 % RH Atmospheric Pressure: 1020 mbar

7.1.2 Test Mode Description

Pre-scan / Final test	Mode Code	Description
Pre-scan	00	Operation(Wireless):Keep the EUT pairing with other devices(Output1: 5W).
Pre-scan	01	Operation(Wireless):Keep the EUT pairing with other devices(Output1: 7.5W).
Pre-scan	02	Operation(Wireless):Keep the EUT pairing with other devices(Output1: 10W).
Final test	03	Operation(Wireless):Keep the EUT pairing with other devices(Output1: 15W).
Final test	04	Operation(Wireless):Keep the EUT pairing with other devices(Output2: 3W).
Pre-scan	06	Operation(Wireless):Keep the EUT pairing with other devices(Output1: 5W+Output2: 3W).
Pre-scan	07	Operation(Wireless):Keep the EUT pairing with other devices(Output1: 7.5W+Output2: 3W).
Pre-scan	08	Operation(Wireless):Keep the EUT pairing with other devices(Output1: 10W+Output2: 3W).
Pre-scan	09	Operation(Wireless):Keep the EUT pairing with other devices(Output1: 15W+Output2: 3W).
Pre-scan	10	Operation(Wireless):Keep the EUT pairing with other devices(Output1: 5W+Output 3: 5W).
Pre-scan	11	Operation(Wireless):Keep the EUT pairing with other devices(Output1: 7.5W+Output3: 5W).
Pre-scan	12	Operation(Wireless):Keep the EUT pairing with other devices(Output1: 10W+Output 3: 5W).
Pre-scan	13	Operation(Wireless):Keep the EUT pairing with other devices(Output1: 15W+Output 3: 5W).
Pre-scan	14	Operation(Wireless):Keep the EUT pairing with other devices(Output2: 3W+Output 3: 5W).
Pre-scan	15	Operation(Wireless):Keep the EUT pairing with other devices(Output1: 5W+Output2: 3W+Output 3: 5W).

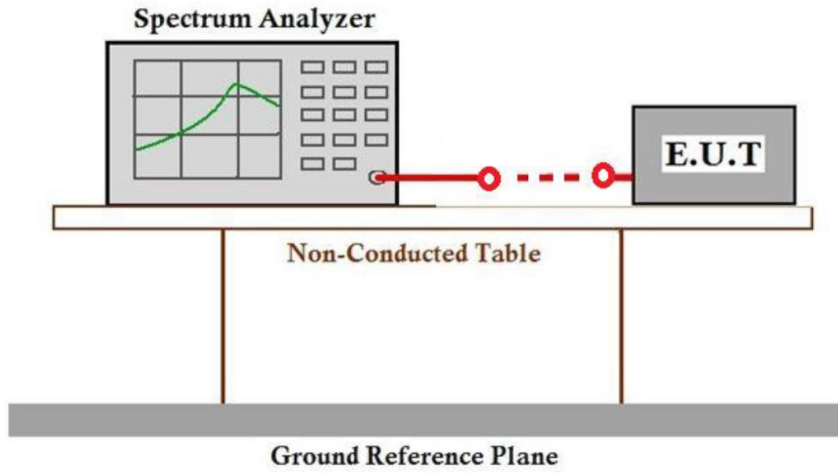


Unless otherwise agreed in writing, this document is issued by the Company subject to its General Conditions of Service printed overleaf, available on request or accessible at <https://www.sgs.com/en/Terms-and-Conditions>. Attention is drawn to the limitation of liability, indemnification and jurisdiction issues defined therein. Any holder of this document is advised that information contained hereon reflects the Company's findings at the time of its intervention only and within the limits of Client's instructions, if any. The Company's sole responsibility is to its Client and this document does not exonerate parties to a transaction from exercising all their rights and obligations under the transaction documents. This document cannot be reproduced except in full, without prior written approval of the Company. Any unauthorized alteration, forgery or falsification of the content or appearance of this document is unlawful and offenders may be prosecuted to the fullest extent of the law. Unless otherwise stated the results shown in this test report refer only to the sample(s) tested and such sample(s) are retained for 30 days only.

Attention: To check the authenticity of testing /inspection report & certificate, please contact us at telephone: (86-755) 8307 1443, or email: CN.Doccheck@sgs.com

Pre-scan	16	Operation(Wireless):Keep the EUT pairing with other devices(Output1: 7.5W+Output2: 3W+Output 3: 5W).
Pre-scan	17	Operation(Wireless):Keep the EUT pairing with other devices(Output1: 10W+Output2: 3W+Output 3: 5W).
Pre-scan	18	Operation(Wireless):Keep the EUT pairing with other devices(Output1: 15W+Output2: 3W+Output 3: 5W).

7.1.3 Test Setup Diagram



Unless otherwise agreed in writing, this document is issued by the Company subject to its General Conditions of Service printed overleaf, available on request or accessible at <https://www.sgs.com/en/Terms-and-Conditions>. Attention is drawn to the limitation of liability, indemnification and jurisdiction issues defined therein. Any holder of this document is advised that information contained hereon reflects the Company's findings at the time of its intervention only and within the limits of Client's instructions, if any. The Company's sole responsibility is to its Client and this document does not exonerate parties to a transaction from exercising all their rights and obligations under the transaction documents. This document cannot be reproduced except in full, without prior written approval of the Company. Any unauthorized alteration, forgery or falsification of the content or appearance of this document is unlawful and offenders may be prosecuted to the fullest extent of the law. Unless otherwise stated the results shown in this test report refer only to the sample(s) tested and such sample(s) are retained for 30 days only.

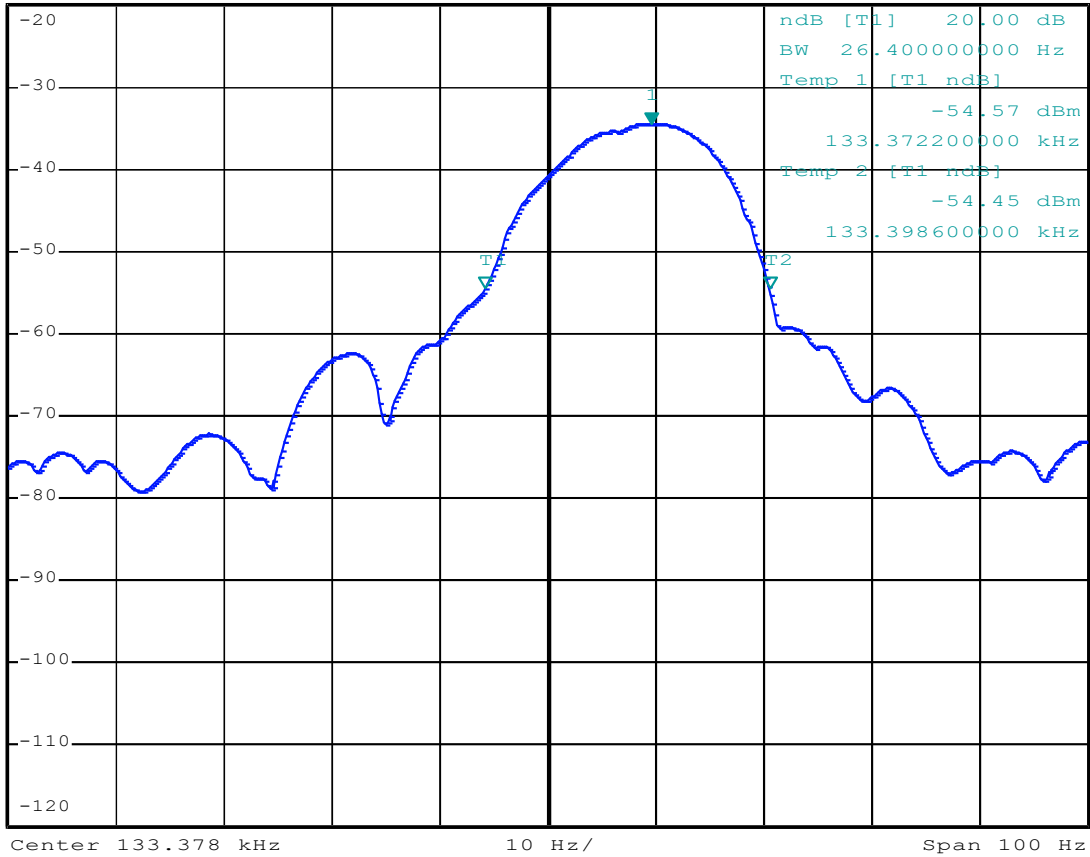
7.1.4 Measurement Procedure and Data

Mode :04



*RBW 10 Hz Marker 1 [T1] -34.50 dBm
 VBW 30 Hz
 Ref -20 dBm Att 10 dB SWT 1 s 133.387600000 kHz

1 PK
VIEW

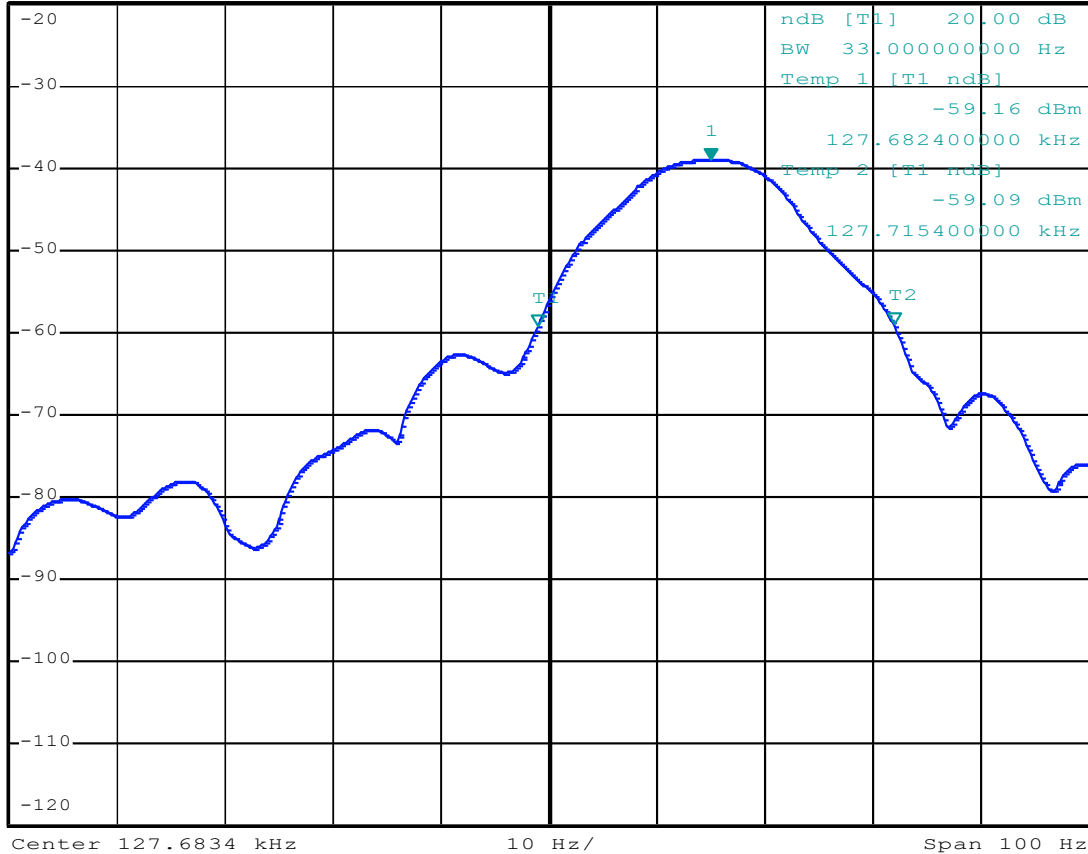


Mode :03



*RBW 10 Hz Marker 1 [T1] -39.01 dBm
 *VBW 30 Hz
 Ref -20 dBm Att 10 dB SWT 1 s 127.698400000 kHz

1 PK
VIEW



Unless otherwise agreed in writing, this document is issued by the Company subject to its General Conditions of Service printed overleaf, available on request or accessible at <https://www.sgs.com/en/Terms-and-Conditions>. Attention is drawn to the limitation of liability, indemnification and jurisdiction issues defined therein. Any holder of this document is advised that information contained hereon reflects the Company's findings at the time of its intervention only and within the limits of Client's instructions, if any. The Company's sole responsibility is to its Client and this document does not exonerate parties to a transaction from exercising all their rights and obligations under the transaction documents. This document cannot be reproduced except in full, without prior written approval of the Company. Any unauthorized alteration, forgery or falsification of the content or appearance of this document is unlawful and offenders may be prosecuted to the fullest extent of the law. Unless otherwise stated the results shown in this test report refer only to the sample(s) tested and such sample(s) are retained for 30 days only.

7.2 Conducted Emissions at AC Mains Power Port (150kHz-30MHz)

Test Requirement 47 CFR Part 15, Subpart C 15.207

Test Method: ANSI C63.10 (2013) Section 6.2

Limit:

Frequency of emission(MHz)	Conducted limit(dBμV)	
	Quasi-peak	Average
0.15-0.5	66 to 56*	56 to 46*
0.5-5	56	46
5-30	60	50

*Decreases with the logarithm of the frequency.

7.2.1 E.U.T. Operation

Operating Environment:

Temperature: 23.4 °C Humidity: 47.3 % RH Atmospheric Pressure: 1000 mbar

7.2.2 Test Mode Description

Pre-scan / Final test	Mode Code	Description
Pre-scan	00	Operation(Wireless):Keep the EUT pairing with other devices(Output1: 5W).
Pre-scan	01	Operation(Wireless):Keep the EUT pairing with other devices(Output1: 7.5W).
Pre-scan	02	Operation(Wireless):Keep the EUT pairing with other devices(Output1: 10W).
Pre-scan	03	Operation(Wireless):Keep the EUT pairing with other devices(Output1: 15W).
Pre-scan	04	Operation(Wireless):Keep the EUT pairing with other devices(Output2: 3W).
Pre-scan	06	Operation(Wireless):Keep the EUT pairing with other devices(Output1: 5W+Output2: 3W).
Pre-scan	07	Operation(Wireless):Keep the EUT pairing with other devices(Output1: 7.5W+Output2: 3W).
Pre-scan	08	Operation(Wireless):Keep the EUT pairing with other devices(Output1: 10W+Output2: 3W).
Pre-scan	09	Operation(Wireless):Keep the EUT pairing with other devices(Output1: 15W+Output2: 3W).
Pre-scan	10	Operation(Wireless):Keep the EUT pairing with other devices(Output1: 5W+Output 3: 5W).
Pre-scan	11	Operation(Wireless):Keep the EUT pairing with other devices(Output1: 7.5W+Output3: 5W).
Pre-scan	12	Operation(Wireless):Keep the EUT pairing with other devices(Output1: 10W+Output 3: 5W).
Pre-scan	13	Operation(Wireless):Keep the EUT pairing with other devices(Output1: 15W+Output 3: 5W).
Pre-scan	14	Operation(Wireless):Keep the EUT pairing with other devices(Output2: 3W+Output 3: 5W).

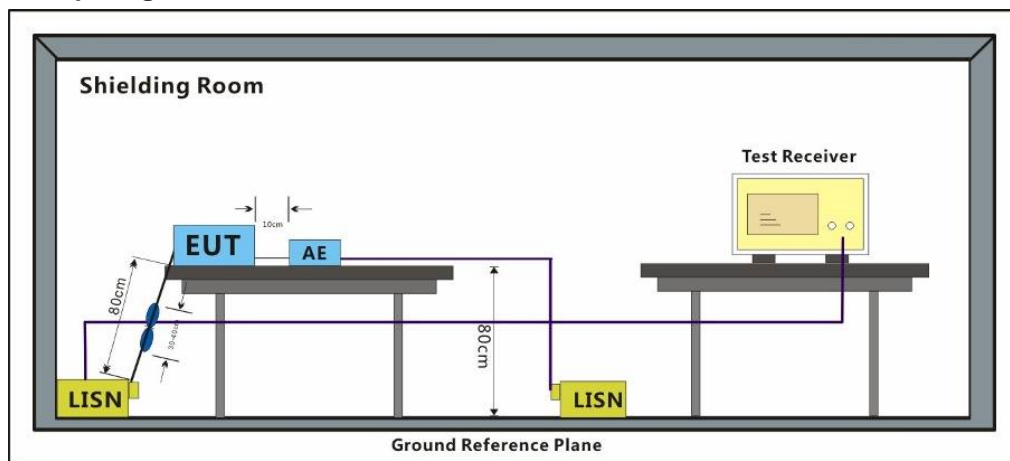


Unless otherwise agreed in writing, this document is issued by the Company subject to its General Conditions of Service printed overleaf, available on request or accessible at <https://www.sgs.com/en/Terms-and-Conditions>. Attention is drawn to the limitation of liability, indemnification and jurisdiction issues defined therein. Any holder of this document is advised that information contained hereon reflects the Company's findings at the time of its intervention only and within the limits of Client's instructions, if any. The Company's sole responsibility is to its Client and this document does not exonerate parties to a transaction from exercising all their rights and obligations under the transaction documents. This document cannot be reproduced except in full, without prior written approval of the Company. Any unauthorized alteration, forgery or falsification of the content or appearance of this document is unlawful and offenders may be prosecuted to the fullest extent of the law. Unless otherwise stated the results shown in this test report refer only to the sample(s) tested and such sample(s) are retained for 30 days only.

Attention: To check the authenticity of testing /inspection report & certificate, please contact us at telephone: (86-755) 8307 1443, or email: CN.Doccheck@sgs.com

Pre-scan	15	Operation(Wireless):Keep the EUT pairing with other devices(Output1: 5W+Output2: 3W+Output 3: 5W).
Pre-scan	16	Operation(Wireless):Keep the EUT pairing with other devices(Output1: 7.5W+Output2: 3W+Output 3: 5W).
Pre-scan	17	Operation(Wireless):Keep the EUT pairing with other devices(Output1: 10W+Output2: 3W+Output 3: 5W).
Final test	18	Operation(Wireless):Keep the EUT pairing with other devices(Output1: 15W+Output2: 3W+Output 3: 5W).

7.2.3 Test Setup Diagram



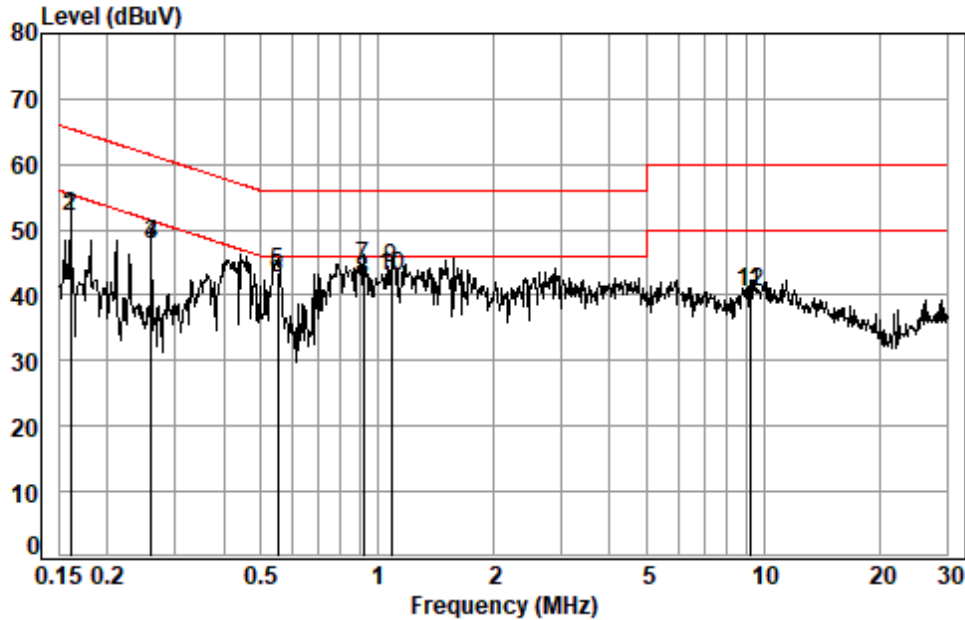
7.2.4 Measurement Procedure and Data

- 1) The mains terminal disturbance voltage test was conducted in a shielded room.
- 2) The EUT was connected to AC power source through a LISN 1 (Line Impedance Stabilization Network) which provides a 50ohm/50μH + 5ohm linear impedance. The power cables of all other units of the EUT were connected to a second LISN 2, which was bonded to the ground reference plane in the same way as the LISN 1 for the unit being measured. A multiple socket outlet strip was used to connect multiple power cables to a single LISN provided the rating of the LISN was not exceeded.
- 3) The tabletop EUT was placed upon a non-metallic table 0.8m above the ground reference plane. And for floor-standing arrangement, the EUT was placed on the horizontal ground reference plane,
- 4) The test was performed with a vertical ground reference plane. The rear of the EUT shall be 0.4 m from the vertical ground reference plane. The vertical ground reference plane was bonded to the horizontal ground reference plane. The LISN 1 was placed 0.8 m from the boundary of the unit under test and bonded to a ground reference plane for LISNs mounted on top of the ground reference plane. This distance was between the closest points of the LISN 1 and the EUT. All other units of the EUT and associated equipment was at least 0.8 m from the LISN 2.
- 5) In order to find the maximum emission, the relative positions of equipment and all of the interface cables must be changed according to ANSI C63.10 on conducted measurement.

Remark: Level=Read Level+ Cable Loss+ LISN Factor



Test Mode: 18; Line: Live line



Site : Shielding Room
 Condition: Line
 Job No. : 00014AT
 Test mode: 18

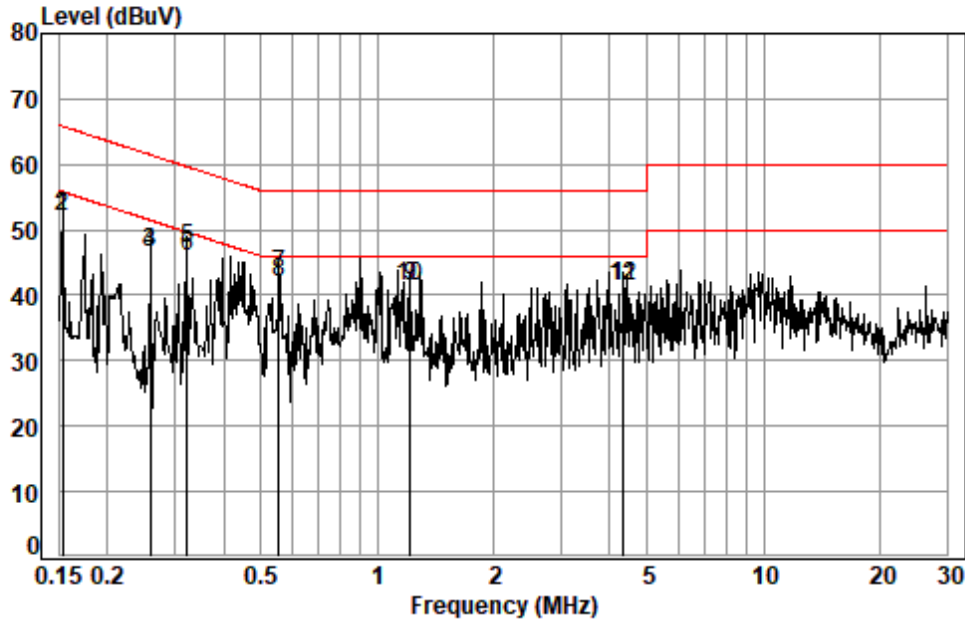
	Freq	Cable Loss	LISN Factor	Read Level	Limit Level	Limit Line	Over Limit	Remark
	MHz	dB	dB	dBuV	dBuV	dBuV	dB	
1	0.1607	0.02	10.26	41.81	52.09	65.43	-13.34	QP
2	0.1607	0.02	10.26	41.81	52.09	55.43	-3.34	Average
3	0.2603	0.03	10.30	37.54	47.87	61.42	-13.55	QP
4	0.2603	0.03	10.30	37.54	47.87	51.42	-3.55	Average
5	0.5523	0.04	10.34	33.20	43.58	56.00	-12.42	QP
6	0.5523	0.04	10.34	32.20	42.58	46.00	-3.42	Average
7 *	0.9184	0.06	10.36	33.86	44.28	56.00	-11.72	QP
8	0.9184	0.06	10.36	31.86	42.28	46.00	-3.72	Average
9	1.0881	0.06	10.37	33.53	43.96	56.00	-12.04	QP
10 *	1.0881	0.06	10.37	32.53	42.96	46.00	-3.04	Average
11	9.2043	0.16	11.08	29.07	40.31	60.00	-19.69	QP
12	9.2043	0.16	11.08	29.07	40.31	50.00	-9.69	Average



Unless otherwise agreed in writing, this document is issued by the Company subject to its General Conditions of Service printed overleaf, available on request or accessible at <https://www.sgs.com/en/Terms-and-Conditions>. Attention is drawn to the limitation of liability, indemnification and jurisdiction issues defined therein. Any holder of this document is advised that information contained hereon reflects the Company's findings at the time of its intervention only and within the limits of Client's instructions, if any. The Company's sole responsibility is to its Client and this document does not exonerate parties to a transaction from exercising all their rights and obligations under the transaction documents. This document cannot be reproduced except in full, without prior written approval of the Company. Any unauthorized alteration, forgery or falsification of the content or appearance of this document is unlawful and offenders may be prosecuted to the fullest extent of the law. Unless otherwise stated the results shown in this test report refer only to the sample(s) tested and such sample(s) are retained for 30 days only.

Attention: To check the authenticity of testing /inspection report & certificate, please contact us at telephone: (86-755) 8307 1443, or email: CN.Doccheck@sgs.com

Test Mode: 18; Line: Neutral Line



Site : Shielding Room
 Condition: Neutral
 Job No. : 00014AT
 Test mode: 18

	Freq	Cable Loss	LISN Factor	Read Level	Limit Level	Limit Line	Over Limit	Remark
	MHz	dB	dB	dBuV	dBuV	dBuV	dB	
1	0.1532	0.02	10.24	41.72	51.98	65.82	-13.84	QP
2	0.1532	0.02	10.24	41.72	51.98	55.82	-3.84	Average
3	0.2589	0.03	10.26	36.20	46.49	61.47	-14.98	QP
4	0.2589	0.03	10.26	36.20	46.49	51.47	-4.98	Average
5 *	0.3217	0.03	10.27	36.72	47.02	59.66	-12.64	QP
6 *	0.3217	0.03	10.27	35.72	46.02	49.66	-3.64	Average
7	0.5552	0.04	10.31	32.72	43.07	56.00	-12.93	QP
8	0.5552	0.04	10.31	31.72	42.07	46.00	-3.93	Average
9	1.2162	0.06	10.32	31.05	41.43	56.00	-14.57	QP
10	1.2162	0.06	10.32	31.05	41.43	46.00	-4.57	Average
11	4.3376	0.09	10.70	30.69	41.48	56.00	-14.52	QP
12	4.3376	0.09	10.70	30.69	41.48	46.00	-4.52	Average



7.3 Restricted Bands

Test Requirement 47 CFR Part 15, Subpart C 15.205
 Test Method: ANSI C63.10 (2013) Section 6.10.5

Limit:

The fundamental wave could not fall in the restricted band 90KHz-110KHz

7.3.1 E.U.T. Operation

Operating Environment:

Temperature: 22.9 °C Humidity: 35.0 % RH Atmospheric Pressure: 1020 mbar

7.3.2 Test Mode Description

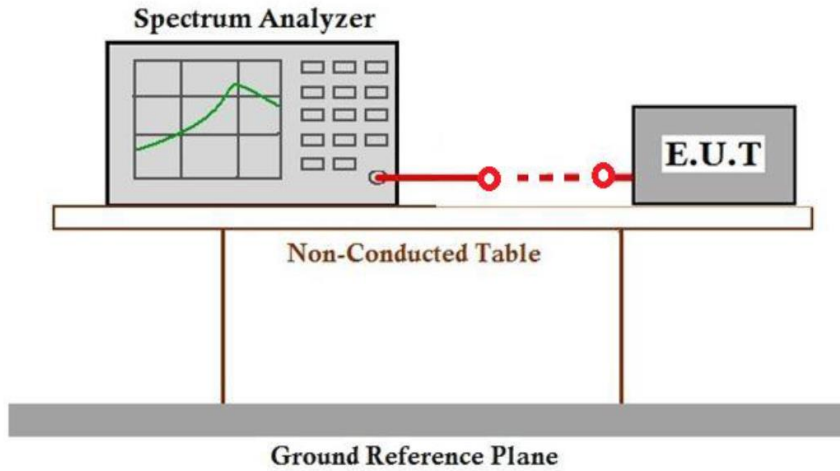
Pre-scan / Final test	Mode Code	Description
Pre-scan	00	Operation(Wireless):Keep the EUT pairing with other devices(Output1: 5W).
Pre-scan	01	Operation(Wireless):Keep the EUT pairing with other devices(Output1: 7.5W).
Pre-scan	02	Operation(Wireless):Keep the EUT pairing with other devices(Output1: 10W).
Final test	03	Operation(Wireless):Keep the EUT pairing with other devices(Output1: 15W).
Final test	04	Operation(Wireless):Keep the EUT pairing with other devices(Output2: 3W).
Pre-scan	06	Operation(Wireless):Keep the EUT pairing with other devices(Output1: 5W+Output2: 3W).
Pre-scan	07	Operation(Wireless):Keep the EUT pairing with other devices(Output1: 7.5W+Output2: 3W).
Pre-scan	08	Operation(Wireless):Keep the EUT pairing with other devices(Output1: 10W+Output2: 3W).
Pre-scan	09	Operation(Wireless):Keep the EUT pairing with other devices(Output1: 15W+Output2: 3W).
Pre-scan	10	Operation(Wireless):Keep the EUT pairing with other devices(Output1: 5W+Output 3: 5W).
Pre-scan	11	Operation(Wireless):Keep the EUT pairing with other devices(Output1: 7.5W+Output3: 5W).
Pre-scan	12	Operation(Wireless):Keep the EUT pairing with other devices(Output1: 10W+Output 3: 5W).
Pre-scan	13	Operation(Wireless):Keep the EUT pairing with other devices(Output1: 15W+Output 3: 5W).
Pre-scan	14	Operation(Wireless):Keep the EUT pairing with other devices(Output2: 3W+Output 3: 5W).
Pre-scan	15	Operation(Wireless):Keep the EUT pairing with other devices(Output1: 5W+Output2: 3W+Output 3: 5W).
Pre-scan	16	Operation(Wireless):Keep the EUT pairing with other devices(Output1: 7.5W+Output2: 3W+Output 3: 5W).



Unless otherwise agreed in writing, this document is issued by the Company subject to its General Conditions of Service printed overleaf, available on request or accessible at <https://www.sgs.com/en/Terms-and-Conditions>. Attention is drawn to the limitation of liability, indemnification and jurisdiction issues defined therein. Any holder of this document is advised that information contained hereon reflects the Company's findings at the time of its intervention only and within the limits of Client's instructions, if any. The Company's sole responsibility is to its Client and this document does not exonerate parties to a transaction from exercising all their rights and obligations under the transaction documents. This document cannot be reproduced except in full, without prior written approval of the Company. Any unauthorized alteration, forgery or falsification of the content or appearance of this document is unlawful and offenders may be prosecuted to the fullest extent of the law. Unless otherwise stated the results shown in this test report refer only to the sample(s) tested and such sample(s) are retained for 30 days only.
Attention: To check the authenticity of testing /inspection report & certificate, please contact us at telephone: (86-755) 8307 1443, or email: CN.Doccheck@sgs.com
 No.1 Workshop, M-10, Middle Section, Science & Technology Park, Nanshan District, Shenzhen, Guangdong, China 518057 t (86-755) 26012053 f (86-755) 26710594 www.sgsgroup.com.cn
 中国·广东·深圳市南山区科技园中区M-10栋1号厂房 邮编: 518057 t (86-755) 26012053 f (86-755) 26710594 sgs.china@sgs.com

Pre-scan	17	Operation(Wireless):Keep the EUT pairing with other devices(Output1: 10W+Output2: 3W+Output 3: 5W).
Pre-scan	18	Operation(Wireless):Keep the EUT pairing with other devices(Output1: 15W+Output2: 3W+Output 3: 5W).

7.3.3 Test Setup Diagram

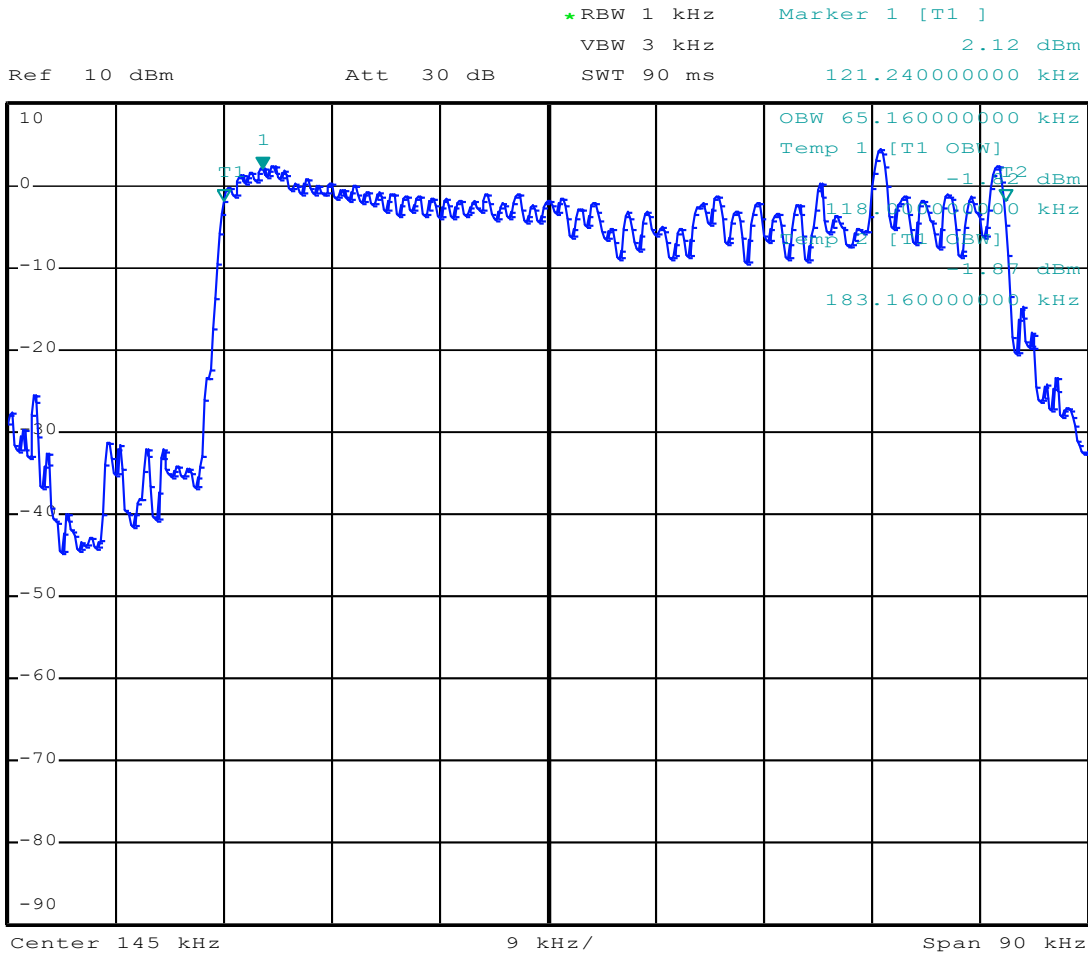


Unless otherwise agreed in writing, this document is issued by the Company subject to its General Conditions of Service printed overleaf, available on request or accessible at <https://www.sgs.com/en/Terms-and-Conditions>. Attention is drawn to the limitation of liability, indemnification and jurisdiction issues defined therein. Any holder of this document is advised that information contained hereon reflects the Company's findings at the time of its intervention only and within the limits of Client's instructions, if any. The Company's sole responsibility is to its Client and this document does not exonerate parties to a transaction from exercising all their rights and obligations under the transaction documents. This document cannot be reproduced except in full, without prior written approval of the Company. Any unauthorized alteration, forgery or falsification of the content or appearance of this document is unlawful and offenders may be prosecuted to the fullest extent of the law. Unless otherwise stated the results shown in this test report refer only to the sample(s) tested and such sample(s) are retained for 30 days only.

Attention: To check the authenticity of testing /inspection report & certificate, please contact us at telephone: (86-755) 8307 1443, or email: CN.Doccheck@sgs.com

7.3.4 Measurement Procedure and Data

Mode :04



Unless otherwise agreed in writing, this document is issued by the Company subject to its General Conditions of Service printed overleaf, available on request or accessible at <https://www.sgs.com/en/Terms-and-Conditions>. Attention is drawn to the limitation of liability, indemnification and jurisdiction issues defined therein. Any holder of this document is advised that information contained hereon reflects the Company's findings at the time of its intervention only and within the limits of Client's instructions, if any. The Company's sole responsibility is to its Client and this document does not exonerate parties to a transaction from exercising all their rights and obligations under the transaction documents. This document cannot be reproduced except in full, without prior written approval of the Company. Any unauthorized alteration, forgery or falsification of the content or appearance of this document is unlawful and offenders may be prosecuted to the fullest extent of the law. Unless otherwise stated the results shown in this test report refer only to the sample(s) tested and such sample(s) are retained for 30 days only.

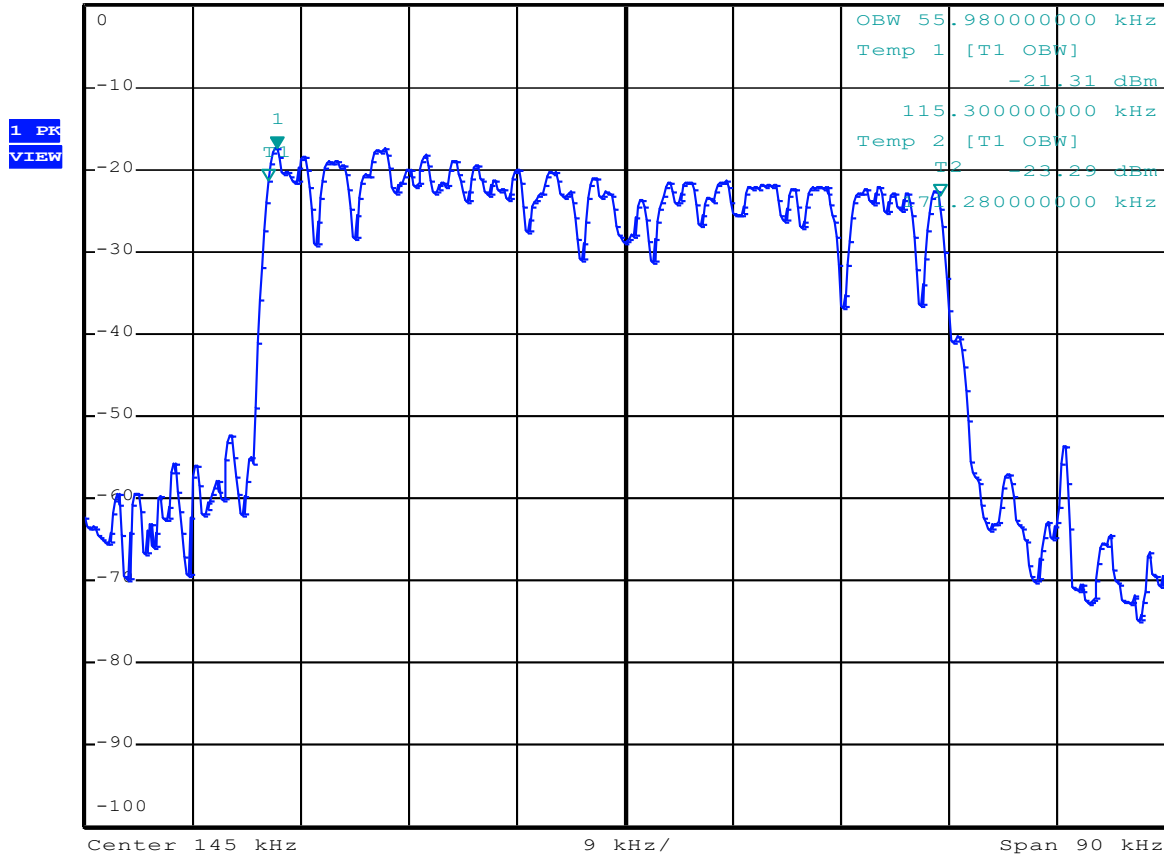
Attention: To check the authenticity of testing /inspection report & certificate, please contact us at telephone: (86-755) 8307 1443, or email: CN.Doccheck@sgs.com

SGS-CSTC Standards Technical Services Co., Ltd. No.1 Workshop, M-10, Middle Section, Science & Technology Park, Nanshan District, Shenzhen, Guangdong, China 518057 t (86-755) 26012053 f (86-755) 26710594 www.sgs.com.cn
 Shenzhen Branch Laboratory. 中国·广东·深圳市南山区科技园中区M-10栋1号厂房 邮编: 518057 t (86-755) 26012053 f (86-755) 26710594 sgs.china@sgs.com

Mode :03



*RBW 1 kHz Marker 1 [T1]
 VBW 3 kHz -17.45 dBm
 Ref 0 dBm Att 20 dB SWT 90 ms 116.02000000 kHz



1 PK
VIEW

A



Unless otherwise agreed in writing, this document is issued by the Company subject to its General Conditions of Service printed overleaf, available on request or accessible at <https://www.sgs.com/en/Terms-and-Conditions>. Attention is drawn to the limitation of liability, indemnification and jurisdiction issues defined therein. Any holder of this document is advised that information contained hereon reflects the Company's findings at the time of its intervention only and within the limits of Client's instructions, if any. The Company's sole responsibility is to its Client and this document does not exonerate parties to a transaction from exercising all their rights and obligations under the transaction documents. This document cannot be reproduced except in full, without prior written approval of the Company. Any unauthorized alteration, forgery or falsification of the content or appearance of this document is unlawful and offenders may be prosecuted to the fullest extent of the law. Unless otherwise stated the results shown in this test report refer only to the sample(s) tested and such sample(s) are retained for 30 days only.

Attention: To check the authenticity of testing /inspection report & certificate, please contact us at telephone: (86-755) 8307 1443, or email: CN.Doccheck@sgs.com

SGS-CSTC Standards Technical Services Co., Ltd. Shenzhen Branch
 No.1 Workshop, M-10, Middle Section, Science & Technology Park, Nanshan District, Shenzhen, Guangdong, China 518057 t (86-755) 26012053 f (86-755) 26710594 www.sgs.com.cn
 中国·广东·深圳市南山区科技园中区M-10栋1号厂房 邮编: 518057 t (86-755) 26012053 f (86-755) 26710594 sgs.china@sgs.com

7.4 Radiated Emissions (9kHz-30MHz)

Test Requirement 47 CFR Part 15, Subpart C 15.205 & 15.209

Test Method: ANSI C63.10 (2013) Section 6.4

Measurement Distance: 3m

Limit:

Frequency(MHz)	Field strength(microvolts/meter)	Measurement distance(meters)
0.009-0.490	2400/F(kHz)	300
0.490-1.705	24000/F(kHz)	30
1.705-30.0	30	30

Remark: The emission limits shown in the above table are based on measurements employing a CISPR quasi-peak detector except for the frequency bands 9-90kHz, 110-490kHz. Radiated emission limits in these three bands are based on measurements employing an average detector, the peak field strength of any emission shall not exceed the maximum permitted average limits specified above by more than 20 dB under any condition of modulation.

If field strength is measured at only a single point, then that point shall be at the radial from the EUT that produces the maximum emission at the frequency being measured, as described in 5.4. If that point is closer to the EUT than $\lambda/2\pi$ and the limit distance is greater than $\lambda/2\pi$, the measurement shall be extrapolated to the limit distance by conservatively presuming that the field strength decreases at a 40 dB/decade of distance rate to the $\lambda/2\pi$ distance, and at a 20 dB/decade of distance rate beyond $\lambda/2\pi$. This shall be accomplished using Equation (2):

$$FS_{(10m)} = FS_{(30/300m)} + 40\log\{d_{(near\ field)}/d_{(10m)}\} + 20\log\{d_{(30/300m)}/d_{(near\ field)}\} \quad (2)$$

If the single point measured is at a distance greater than $\lambda/2\pi$, then extrapolation to the limit distance shall be calculated using Equation (3):

$$FS_{(10m)} = FS_{(30/300m)} + 20\log\{d_{(30/300m)}/d_{(10m)}\} \quad (3)$$

If both the single point and the limit distance are equal to or closer to the EUT than $\lambda/2\pi$, then extrapolation to the limit distance shall be calculated using Equation (4):

$$FS_{(10m)} = FS_{(30/300m)} + 40\log\{d_{(30/300m)}/d_{(10m)}\} \quad (4)$$

Remark:

$$d_{near\ field} = 47.77 / f_{MHz}$$

where f_{MHz} is the frequency of the emission being measured in MHz.



7.4.1 E.U.T. Operation

Operating Environment:

Temperature: 23.6 °C Humidity: 48.5 % RH Atmospheric Pressure: 1020 mbar

7.4.2 Test Mode Description

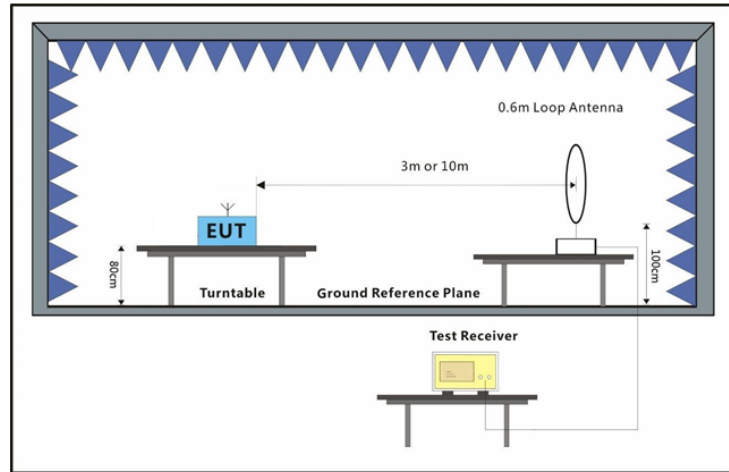
Pre-scan / Final test	Mode Code	Description
Pre-scan	00	Operation(Wireless):Keep the EUT pairing with other devices(Output1: 5W).
Pre-scan	01	Operation(Wireless):Keep the EUT pairing with other devices(Output1: 7.5W).
Pre-scan	02	Operation(Wireless):Keep the EUT pairing with other devices(Output1: 10W).
Pre-scan	03	Operation(Wireless):Keep the EUT pairing with other devices(Output1: 15W).
Pre-scan	04	Operation(Wireless):Keep the EUT pairing with other devices(Output2: 3W).
Pre-scan	06	Operation(Wireless):Keep the EUT pairing with other devices(Output1: 5W+Output2: 3W).
Pre-scan	07	Operation(Wireless):Keep the EUT pairing with other devices(Output1: 7.5W+Output2: 3W).
Pre-scan	08	Operation(Wireless):Keep the EUT pairing with other devices(Output1: 10W+Output2: 3W).
Pre-scan	09	Operation(Wireless):Keep the EUT pairing with other devices(Output1: 15W+Output2: 3W).
Pre-scan	10	Operation(Wireless):Keep the EUT pairing with other devices(Output1: 5W+Output 3: 5W).
Pre-scan	11	Operation(Wireless):Keep the EUT pairing with other devices(Output1: 7.5W+Output3: 5W).
Pre-scan	12	Operation(Wireless):Keep the EUT pairing with other devices(Output1: 10W+Output 3: 5W).
Pre-scan	13	Operation(Wireless):Keep the EUT pairing with other devices(Output1: 15W+Output 3: 5W).
Pre-scan	14	Operation(Wireless):Keep the EUT pairing with other devices(Output2: 3W+Output 3: 5W).
Pre-scan	15	Operation(Wireless):Keep the EUT pairing with other devices(Output1: 5W+Output2: 3W+Output 3: 5W).
Pre-scan	16	Operation(Wireless):Keep the EUT pairing with other devices(Output1: 7.5W+Output2: 3W+Output 3: 5W).
Pre-scan	17	Operation(Wireless):Keep the EUT pairing with other devices(Output1: 10W+Output2: 3W+Output 3: 5W).
Final test	18	Operation(Wireless):Keep the EUT pairing with other devices(Output1: 15W+Output2: 3W+Output 3: 5W).



Unless otherwise agreed in writing, this document is issued by the Company subject to its General Conditions of Service printed overleaf, available on request or accessible at <https://www.sgs.com/en/Terms-and-Conditions>. Attention is drawn to the limitation of liability, indemnification and jurisdiction issues defined therein. Any holder of this document is advised that information contained hereon reflects the Company's findings at the time of its intervention only and within the limits of Client's instructions, if any. The Company's sole responsibility is to its Client and this document does not exonerate parties to a transaction from exercising all their rights and obligations under the transaction documents. This document cannot be reproduced except in full, without prior written approval of the Company. Any unauthorized alteration, forgery or falsification of the content or appearance of this document is unlawful and offenders may be prosecuted to the fullest extent of the law. Unless otherwise stated the results shown in this test report refer only to the sample(s) tested and such sample(s) are retained for 30 days only.

Attention: To check the authenticity of testing /inspection report & certificate, please contact us at telephone: (86-755) 8307 1443, or email: CN.Doccheck@sgs.com

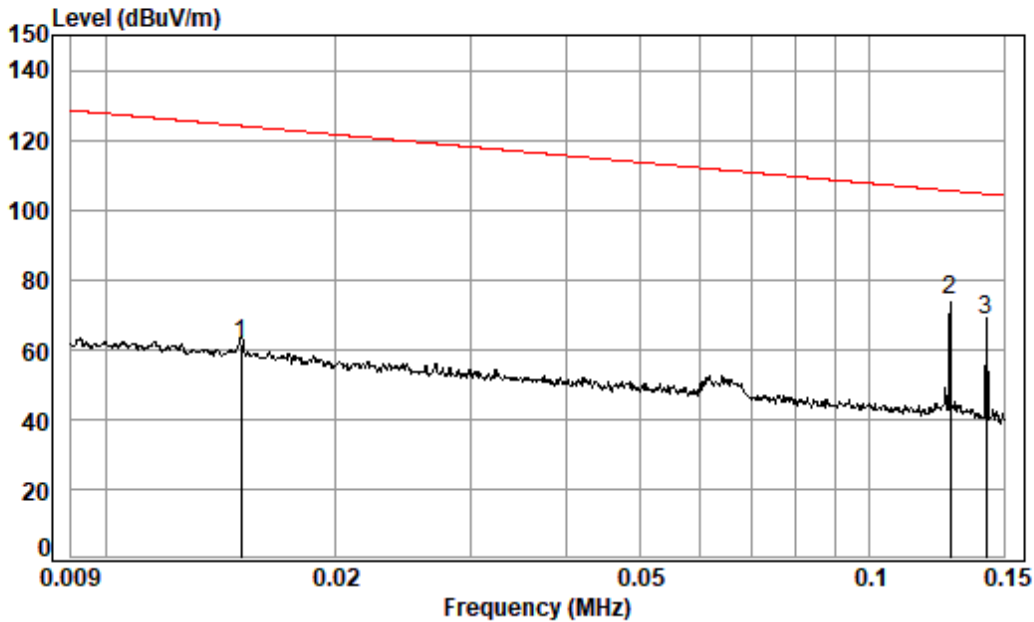
7.4.3 Test Setup Diagram



7.4.4 Measurement Procedure and Data

- a. All radiated emission measurements in terms of magnetic field strength shall be performed with a shielded loop antenna.
- b. For all radiated emission measurements in terms of magnetic field strength, the loop antenna were placed such that:
 - i. its centre shall be at 1.3 m height above the ground plane;
 - ii. the projection of its centre onto the ground plane shall be at the specified measurement distance from the projection on the ground plane of the closest point on the boundary of the equipment under test (EUT); and
 - iii. measurements shall be performed with the loop antenna placed vertically, in turn, in two polarizations (the measurement axis specified below is the line segment connecting the projections on the ground plane of the centre of the loop antenna and the centre of the EUT arrangement):
 - coaxial (loop plane perpendicular to the ground plane and to the measurement axis); and
 - coplanar (loop plane perpendicular to the ground plane and coplanar with the measurement axis).





Condition: 3m

Job No. : 00014AT

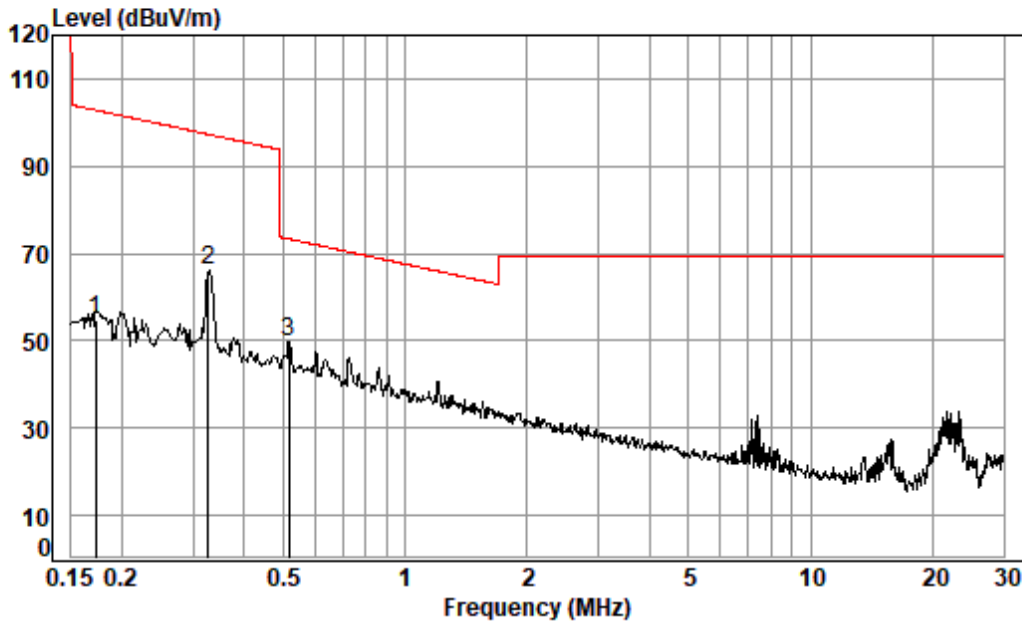
Test Mode: 18

	Read Freq	Ant Level	Ant Factor	Cable Loss	Preamp Factor	Level	Limit	Over Limit	Remark
	MHz	dBuV	dB/m	dB	dB	dBuV/m	dBuV/m	dB	
1	0.015	76.87	15.95	0.31	31.71	61.42	124.05	-62.63	Average
2 pp	0.128	96.12	10.43	0.29	32.50	74.34	105.47	-31.13	Average
3	0.142	90.33	10.43	0.30	32.50	68.56	104.54	-35.98	Average



Unless otherwise agreed in writing, this document is issued by the Company subject to its General Conditions of Service printed overleaf, available on request or accessible at <https://www.sgs.com/en/Terms-and-Conditions>. Attention is drawn to the limitation of liability, indemnification and jurisdiction issues defined therein. Any holder of this document is advised that information contained hereon reflects the Company's findings at the time of its intervention only and within the limits of Client's instructions, if any. The Company's sole responsibility is to its Client and this document does not exonerate parties to a transaction from exercising all their rights and obligations under the transaction documents. This document cannot be reproduced except in full, without prior written approval of the Company. Any unauthorized alteration, forgery or falsification of the content or appearance of this document is unlawful and offenders may be prosecuted to the fullest extent of the law. Unless otherwise stated the results shown in this test report refer only to the sample(s) tested and such sample(s) are retained for 30 days only.

Attention: To check the authenticity of testing /inspection report & certificate, please contact us at telephone: (86-755) 8307 1443, or email: CN.Doccheck@sgs.com



Condition: 3m

Job No. : 00014AT

Test Mode: 18

	Read Freq	Ant Level	Ant Factor	Cable Loss	Preamp Factor	Level	Limit	Over	Remark
	MHz	dBuV	dB/m	dB	dB	dBuV/m	dBuV/m	dB	
1	0.172	76.72	10.39	0.30	32.50	54.91	102.88	-47.97	Average
2	av 0.327	88.08	10.32	0.32	32.50	66.22	97.32	-31.10	Average
3	pp 0.518	71.47	10.31	0.35	32.50	49.63	73.31	-23.68	QP



7.5 Radiated Emissions (30MHz-1GHz)

Test Requirement 47 CFR Part 15, Subpart C 15.205 & 15.209

Test Method: ANSI C63.10 (2013) Section 6.5

Measurement Distance: 3m

Limit:

Frequency(MHz)	Field strength(microvolts/meter)	Measurement distance(meters)
30-88	100	3
88-216	150	3
216-960	200	3
Above 960	500	3

Remark: The emission limits shown in the above table are based on measurements employing a CISPR quasi-peak detector.

7.5.1 E.U.T. Operation

Operating Environment:

Temperature: 23.2 °C Humidity: 45.8 % RH Atmospheric Pressure: 1020 mbar

7.5.2 Test Mode Description

Pre-scan / Final test	Mode Code	Description
Pre-scan	00	Operation(Wireless):Keep the EUT pairing with other devices(Output1: 5W).
Pre-scan	01	Operation(Wireless):Keep the EUT pairing with other devices(Output1: 7.5W).
Pre-scan	02	Operation(Wireless):Keep the EUT pairing with other devices(Output1: 10W).
Pre-scan	03	Operation(Wireless):Keep the EUT pairing with other devices(Output1: 15W).
Pre-scan	04	Operation(Wireless):Keep the EUT pairing with other devices(Output2: 3W).
Pre-scan	06	Operation(Wireless):Keep the EUT pairing with other devices(Output1: 5W+Output2: 3W).
Pre-scan	07	Operation(Wireless):Keep the EUT pairing with other devices(Output1: 7.5W+Output2: 3W).
Pre-scan	08	Operation(Wireless):Keep the EUT pairing with other devices(Output1: 10W+Output2: 3W).
Pre-scan	09	Operation(Wireless):Keep the EUT pairing with other devices(Output1: 15W+Output2: 3W).
Pre-scan	10	Operation(Wireless):Keep the EUT pairing with other devices(Output1: 5W+Output 3: 5W).
Pre-scan	11	Operation(Wireless):Keep the EUT pairing with other devices(Output1: 7.5W+Output3: 5W).
Pre-scan	12	Operation(Wireless):Keep the EUT pairing with other devices(Output1: 10W+Output 3: 5W).
Pre-scan	13	Operation(Wireless):Keep the EUT pairing with other devices(Output1: 15W+Output

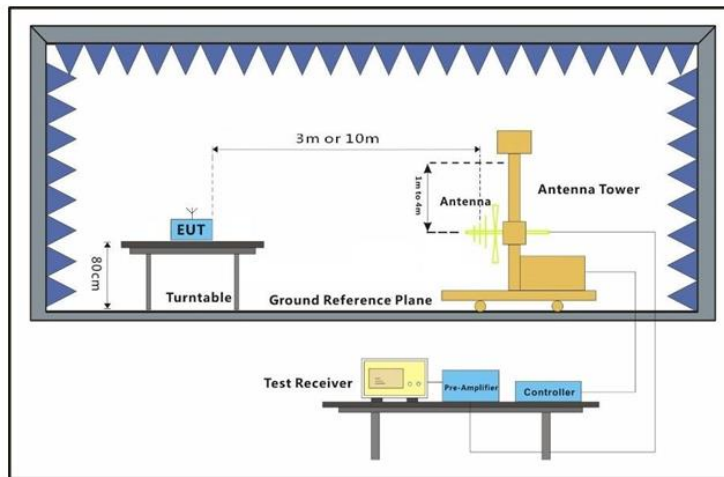


Unless otherwise agreed in writing, this document is issued by the Company subject to its General Conditions of Service printed overleaf, available on request or accessible at <https://www.sgs.com/en/Terms-and-Conditions>. Attention is drawn to the limitation of liability, indemnification and jurisdiction issues defined therein. Any holder of this document is advised that information contained hereon reflects the Company's findings at the time of its intervention only and within the limits of Client's instructions, if any. The Company's sole responsibility is to its Client and this document does not exonerate parties to a transaction from exercising all their rights and obligations under the transaction documents. This document cannot be reproduced except in full, without prior written approval of the Company. Any unauthorized alteration, forgery or falsification of the content or appearance of this document is unlawful and offenders may be prosecuted to the fullest extent of the law. Unless otherwise stated the results shown in this test report refer only to the sample(s) tested and such sample(s) are retained for 30 days only.

Attention: To check the authenticity of testing /inspection report & certificate, please contact us at telephone: (86-755) 8307 1443, or email: CN.Doccheck@sgs.com

		3: 5W).
Pre-scan	14	Operation(Wireless):Keep the EUT pairing with other devices(Output2: 3W+Output 3: 5W).
Pre-scan	15	Operation(Wireless):Keep the EUT pairing with other devices(Output1: 5W+Output2: 3W+Output 3: 5W).
Pre-scan	16	Operation(Wireless):Keep the EUT pairing with other devices(Output1: 7.5W+Output2: 3W+Output 3: 5W).
Pre-scan	17	Operation(Wireless):Keep the EUT pairing with other devices(Output1: 10W+Output2: 3W+Output 3: 5W).
Final test	18	Operation(Wireless):Keep the EUT pairing with other devices(Output1: 15W+Output2: 3W+Output 3: 5W).

7.5.3 Test Setup Diagram



Unless otherwise agreed in writing, this document is issued by the Company subject to its General Conditions of Service printed overleaf, available on request or accessible at <https://www.sgs.com/en/Terms-and-Conditions>. Attention is drawn to the limitation of liability, indemnification and jurisdiction issues defined therein. Any holder of this document is advised that information contained hereon reflects the Company's findings at the time of its intervention only and within the limits of Client's instructions, if any. The Company's sole responsibility is to its Client and this document does not exonerate parties to a transaction from exercising all their rights and obligations under the transaction documents. This document cannot be reproduced except in full, without prior written approval of the Company. Any unauthorized alteration, forgery or falsification of the content or appearance of this document is unlawful and offenders may be prosecuted to the fullest extent of the law. Unless otherwise stated the results shown in this test report refer only to the sample(s) tested and such sample(s) are retained for 30 days only.

7.5.4 Measurement Procedure and Data

- a. The EUT was placed on the top of a rotating table 0.8 meters above the ground for below 1GHz at a 3 or 10 meter semi-anechoic chamber. The table was rotated 360 degrees to determine the position of the highest radiation.
- b. The EUT was set 3 or 10 meters away from the interference-receiving antenna, which was mounted on the top of a variable-height antenna tower.
- c. The antenna height is varied from one meter to four meters above the ground to determine the maximum value of the field strength. Both horizontal and vertical polarizations of the antenna are set to make the measurement.
- d. For each suspected emission, the EUT was arranged to its worst case and then the antenna was tuned to heights from 1 meter to 4 meters (for the test frequency of below 30MHz, the antenna was tuned to heights 1 meter) and the rotatable table was turned from 0 degrees to 360 degrees to find the maximum reading.
- e. The test-receiver system was set to Peak Detect Function and Specified Bandwidth with Maximum Hold Mode.
- f. If the emission level of the EUT in peak mode was 10dB lower than the limit specified, then testing could be stopped and the peak values of the EUT would be reported. Otherwise the emissions that did not have 10dB margin would be re-tested one by one using peak, quasi-peak or average method as specified and then reported in a data sheet.
- g. Test the EUT in the lowest channel,the middle channel,the Highest channel
- h. The radiation measurements are performed in X, Y, Z axis positioning for Transmitting mode,And found the X axis positioning which it is worse case.
- i. Repeat above procedures until all frequencies measured was complete.

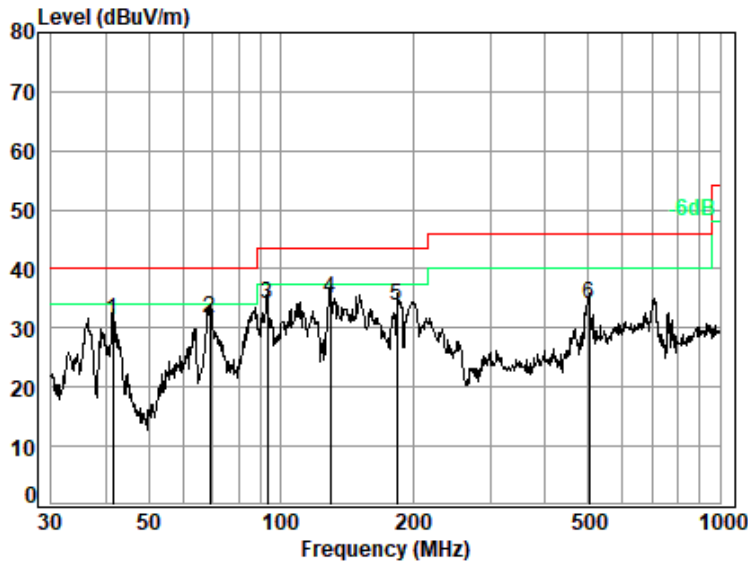
Remark: Level= Read Level+ Cable Loss+ Antenna Factor- Preamp Factor



Unless otherwise agreed in writing, this document is issued by the Company subject to its General Conditions of Service printed overleaf, available on request or accessible at <https://www.sgs.com/en/Terms-and-Conditions>. Attention is drawn to the limitation of liability, indemnification and jurisdiction issues defined therein. Any holder of this document is advised that information contained hereon reflects the Company's findings at the time of its intervention only and within the limits of Client's instructions, if any. The Company's sole responsibility is to its Client and this document does not exonerate parties to a transaction from exercising all their rights and obligations under the transaction documents. This document cannot be reproduced except in full, without prior written approval of the Company. Any unauthorized alteration, forgery or falsification of the content or appearance of this document is unlawful and offenders may be prosecuted to the fullest extent of the law. Unless otherwise stated the results shown in this test report refer only to the sample(s) tested and such sample(s) are retained for 30 days only.

Attention: To check the authenticity of testing /inspection report & certificate, please contact us at telephone: (86-755) 8307 1443, or email: CN.Doccheck@sgs.com

Test Mode: 18; Polarity: Horizontal



Site : chamber
 Condition: 3m HORIZONTAL
 Job No. : 00014AT
 Test Mode: 18

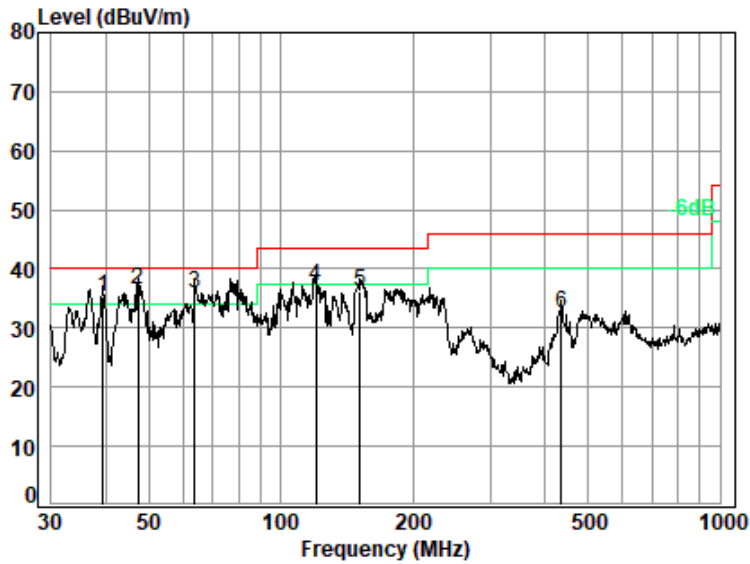
	Ant Freq	Cable Factor	Preamp Loss	Preamp Factor	Read Level	Limit Level	Over Limit	Remark
	MHz	dB/m	dB	dB	dBuV	dBuV/m	dBuV/m	dB
1	41.42	15.70	0.76	27.77	42.59	31.28	40.00	-8.72 QP
2	68.87	10.67	0.98	27.70	47.66	31.61	40.00	-8.39 QP
3	93.11	11.98	1.15	27.63	48.67	34.17	43.50	-9.33 QP
4	129.47	11.01	1.35	27.50	50.18	35.04	43.50	-8.46 QP
5	183.84	14.22	1.64	27.31	45.22	33.77	43.50	-9.73 QP
6	502.94	23.02	2.90	27.80	35.91	34.03	46.00	-11.97 QP



Unless otherwise agreed in writing, this document is issued by the Company subject to its General Conditions of Service printed overleaf, available on request or accessible at <https://www.sgs.com/en/Terms-and-Conditions>. Attention is drawn to the limitation of liability, indemnification and jurisdiction issues defined therein. Any holder of this document is advised that information contained hereon reflects the Company's findings at the time of its intervention only and within the limits of Client's instructions, if any. The Company's sole responsibility is to its Client and this document does not exonerate parties to a transaction from exercising all their rights and obligations under the transaction documents. This document cannot be reproduced except in full, without prior written approval of the Company. Any unauthorized alteration, forgery or falsification of the content or appearance of this document is unlawful and offenders may be prosecuted to the fullest extent of the law. Unless otherwise stated the results shown in this test report refer only to the sample(s) tested and such sample(s) are retained for 30 days only.

Attention: To check the authenticity of testing /inspection report & certificate, please contact us at telephone: (86-755) 8307 1443, or email: CN.Doccheck@sgs.com
 No.1 Workshop, M-10, Middle Section, Science & Technology Park, Nanshan District, Shenzhen, Guangdong, China 518057 t (86-755) 26012053 f (86-755) 26710594 www.sgs.com.cn
 中国·广东·深圳市南山区科技园中区M-10栋1号厂房 邮编: 518057 t (86-755) 26012053 f (86-755) 26710594 sgs.china@sgs.com

Test Mode: 18; Polarity: Vertical



Site : chamber
 Condition: 3m VERTICAL
 Job No. : 00014AT
 Test Mode: 18

	Ant Freq	Cable Factor	Preamp Loss	Read Level	Limit Level	Limit Line	Over Limit	Remark
	MHz	dB/m	dB	dBuV	dBuV/m	dBuV/m	dB	
1	39.44	16.66	0.74	27.78	45.55	35.17	40.00	-4.83 QP
2	47.33	13.52	0.81	27.76	49.84	36.41	40.00	-3.59 QP
3	63.76	11.13	0.95	27.71	51.67	36.04	40.00	-3.96 QP
4	120.28	11.09	1.30	27.54	52.29	37.14	43.50	-6.36 QP
5	151.60	13.22	1.47	27.42	49.07	36.34	43.50	-7.16 QP
6	435.59	21.05	2.67	27.50	36.47	32.69	46.00	-13.31 QP



Unless otherwise agreed in writing, this document is issued by the Company subject to its General Conditions of Service printed overleaf, available on request or accessible at <https://www.sgs.com/en/Terms-and-Conditions>. Attention is drawn to the limitation of liability, indemnification and jurisdiction issues defined therein. Any holder of this document is advised that information contained hereon reflects the Company's findings at the time of its intervention only and within the limits of Client's instructions, if any. The Company's sole responsibility is to its Client and this document does not exonerate parties to a transaction from exercising all their rights and obligations under the transaction documents. This document cannot be reproduced except in full, without prior written approval of the Company. Any unauthorized alteration, forgery or falsification of the content or appearance of this document is unlawful and offenders may be prosecuted to the fullest extent of the law. Unless otherwise stated the results shown in this test report refer only to the sample(s) tested and such sample(s) are retained for 30 days only.

Attention: To check the authenticity of testing /inspection report & certificate, please contact us at telephone: (86-755) 8307 1443, or email: CN.Doccheck@sgs.com
 No.1 Workshop, M-10, Middle Section, Science & Technology Park, Nanshan District, Shenzhen, Guangdong, China 518057 t (86-755) 26012053 f (86-755) 26710594 www.sgs.com.cn
 中国·广东·深圳市南山区科技园中区M-10栋1号厂房 邮编: 518057 t (86-755) 26012053 f (86-755) 26710594 sgs.china@sgs.com

8 Test Setup Photo

Refer to Setup Photo for SZCR2401000014AT

9 EUT Constructional Details (EUT Photos)

Refer to External and Internal Photos for SZCR2401000014AT

- End of the Report -

