


Appendix II - Test Setup Photo

Photo of radiated spurious emission


9 kHz – 30 MHz_Front




9 kHz – 30 MHz_Rear




30 MHz - 1000 MHz_Front



30 MHz - 1000 MHz_Rear



Above 1000 MHz_Front



Above 1000 MHz_Rear

