

TEST REPORT

Reference No...... : WTX24X04085568W
FCC ID..... : 2AHAF-MDT765
Applicant..... : TOPICON HK LIMITED
Address..... : Room 2314-2316, Tower C, Huangdu Plaza, Yitian Road, Futian District,
Shenzhen, China
Manufacturer..... : The same as Applicant
Address..... : The same as Applicant
Product Name..... : Tablet
Model No...... : MDT765
FCC Part 2.1093
Standards..... : IEEE Std C95.1: 2019
IEEE Std C95.3: 2002 + Rev. 2008
IEC/IEEE 62209-1528 Ed. 1.0 (2020-10)
Date of Receipt sample..... : 2024-04-17
Date of Test..... : 2024-04-20 to 2024-06-04
Date of Issue..... : 2024-06-05
Test Report Form No...... : WTX_IEEE_1528W
Test Result..... : **Pass**

Remarks:

The results shown in this test report refer only to the sample(s) tested, this test report cannot be reproduced, except in full, without prior written permission of the company. The report would be invalid without specific stamp of test institute and the signatures of approver.

Prepared By:

Waltek Testing Group (Shenzhen) Co., Ltd.

Address: 1/F., Room 101, Building 1, Hongwei Industrial Park, Liuxian 2nd Road,
Block 70 Bao'an District, Shenzhen, Guangdong, China
Tel.: +86-755-33663308 Fax.: +86-755-33663309 Email: sem@waltek.com.cn

Tested by:

Jack Sun

Jack Sun

Approved by:

Jason Su

Jason Su

TABLE OF CONTENTS

1. General Information 4

 1.1 Product Description for Equipment Under Test (EUT) 4

 1.2 Test Standards 7

 1.3 Test Methodology 7

 1.4 Test Facility 7

2. Summary of Test Results 8

3. Specific Absorption Rate (SAR) 9

 3.1 Introduction 9

 3.2 SAR Definition 9

4. SAR Measurement System 10

 4.1 The Measurement System 10

 4.2 Probe 10

 4.3 Probe Calibration Process 12

 4.4 Phantom 13

 4.5 Device Holder 13

 4.6 Test Equipment List 14

5. Tissue Simulating Liquids 15

 5.1 Composition of Tissue Simulating Liquid 15

 5.2 Tissue Dielectric Parameters for Head and Body Phantoms 16

 5.3 Tissue Calibration Result 17

6. SAR Measurement Evaluation 19

 6.1 Purpose of System Performance Check 19

 6.2 System Setup 19

 6.3 Validation Results 21

7. EUT Testing Position 22

 7.1 Define Two Imaginary Lines on The Handset 22

 7.2 Cheek Position 23

 7.3 Tilted Position 23

 7.4 Body Position 24

 7.5 EUT Antenna Position 24

 7.6 EUT Testing Position 25

8. SAR Measurement Procedures 26

 8.1 Measurement Procedures 26

 8.2 Spatial Peak SAR Evaluation 26

 8.3 Area & Zoom Scan Procedures 27

 8.4 Volume Scan Procedures 27

 8.5 SAR Averaged Methods 27

 8.6 Power Drift Monitoring 27

9. SAR Test Result 28

 9.1 Conducted RF Output Power 28

 9.2 Test Results for Standalone SAR Test 78

 9.3 Simultaneous Multi-band Transmission SAR Analysis 89

10. Measurement Uncertainty 91

 10.1 Uncertainty for SAR Test 91

Annex A. Plots of System Performance Check 93

Annex B. Plots of SAR Measurement 107

Annex C. EUT Photos 147

Annex D. Test Setup Photos 148

Annex E. Calibration Certificate 151

Report version

Version No.	Date of issue	Description
Rev.00	2024-06-05	Original
/	/	/

1. General Information

1.1 Product Description for Equipment Under Test (EUT)

General Description of EUT:	
Product Name:	Tablet
Brand Name:	/
Model No.:	MDT765
Adding Model(s):	MDT760, MDT761, OBC760, OBC765, MDT785, M710A, M710B, M720A, M720B, MDT714D, MDT715D, MDT716D, M725A, M725B, 100861, LAR-1192, LARDIS_H4L
Rated Voltage:	DC3.7V
Battery Capacity	4300mAh
Power Adapter:	MODEL:GA-050200 Input: AC100-240V 50/60Hz 0.6A Output:DC5.0V,2000mA
<p><i>Note: The test data is gathered from a production sample provided by the manufacturer. The appearance of others models listed in the report is different from main-test model MDT765, but the circuit and the electronic construction do not change, declared by the manufacturer.</i></p>	

Technical Characteristics of EUT:	
2G	
Support Networks:	GSM, GPRS, EDGE
Support Band:	GSM850/PCS1900
Uplink Frequency:	GSM/GPRS/EDGE 850: 824~849MHz GSM/GPRS/EDGE 1900: 1850~1910MHz
Downlink Frequency:	GSM/GPRS/EDGE 850: 869~894MHz GSM/GPRS/EDGE 1900: 1930~1990MHz
Max RF Output Power:	GSM850: 33.53dBm, GSM1900: 29.59dBm EDGE850: 28.31dBm, EDGE1900: 25.61dBm
Type of Modulation:	GMSK, 8PSK
Type of Antenna:	FPC Antenna
Antenna Gain:	GSM850: -1.8dBi; GSM1900: 0.6dBi
GPRS/EDGE Class:	Class 12
3G	
Support Networks:	WCDMA, HSDPA, HSUPA
Support Band:	WCDMA Band 2, WCDMA Band 4, WCDMA Band 5
Uplink Frequency:	WCDMA Band 2: 1850~1910MHz WCDMA Band 4: 1710-1755MHz

	WCDMA Band 5: 824~849MHz
Downlink Frequency:	WCDMA Band 2: 1930~1990MHz WCDMA Band 4: 2110-2155MHz WCDMA Band 5: 869~894MHz
RF Output Power:	WCDMA Band 2: 22.70dBm, WCDMA Band 4: 23.69dBm, WCDMA Band 5: 23.43dBm
Type of Modulation:	BPSK, QPSK, 16QAM
Antenna Type:	FPC Antenna
Antenna Gain:	WCDMA Band 2: 0.6dBi, WCDMA Band 4: 0.3dBi, WCDMA Band 5: -1.8dBi
4G	
Support Networks:	FDD-LTE, TDD-LTE
Support Band:	FDD-LTE Band 2, 4, 5, 7, 12, 17, 66, TDD-LTE Band 38, 40, 41
Uplink Frequency:	FDD-LTE Band 2: Tx: 1850-1910MHz, FDD-LTE Band 4: Tx: 1710-1755MHz, FDD-LTE Band 5: Tx: 824-849MHz, FDD-LTE Band 7: Tx: 2500-2570MHz, FDD-LTE Band 12: Tx: 699-716MHz, FDD-LTE Band 17: Tx: 704-716MHz FDD-LTE Band 66: Tx: 1710-1780MHz TDD-LTE Band 38: Tx: 2570-2620MHz TDD-LTE Band 40: Tx: 2305-2315MHz TDD-LTE Band 40: Tx: 2350-2360MHz TDD-LTE Band 41: Tx: 2555-2655MHz
Downlink Frequency:	FDD-LTE Band 2: Rx: 1930-1990MHz, FDD-LTE Band 4: Rx: 2110-2155MHz, FDD-LTE Band 5: Rx: 869-894MHz, FDD-LTE Band 7: Rx: 2620-2690MHz, FDD-LTE Band 12: Rx: 729-746MHz, FDD-LTE Band 17: Rx: 734-746MHz FDD-LTE Band 66: Rx: 2110-2200MHz TDD-LTE Band 38: Rx: 2570-2620MHz TDD-LTE Band 40: Rx: 2305-2315MHz TDD-LTE Band 40: Rx: 2350-2360MHz TDD-LTE Band 41: Rx: 2555-2655MHz
RF Output Power:	FDD-LTE Band 2: 23.15dBm, FDD-LTE Band 4: 24.37dBm, FDD-LTE Band 5: 23.81dBm, FDD-LTE Band 7: 22.79dBm, FDD-LTE Band 12: 23.94dBm, FDD-LTE Band 17: 24.00dBm, TDD-LTE Band 38: 23.44dBm, TDD-LTE Band 40(2305-2315MHz): 23.98dBm, TDD-LTE Band 40(2350-2360MHz): 23.57dBm, TDD-LTE Band 41(2555-2655MHz): 23.88dBm FDD-LTE Band 66: 24.44dBm

Type of Modulation:	QPSK, 16QAM
Antenna Type:	FPC Antenna
Antenna Gain:	FDD-LTE Band 2: 0.6dBi, FDD-LTE Band 4: 0.3dBi, FDD-LTE Band 5: -1.8dBi, FDD-LTE Band 7: 1.3dBi, FDD-LTE Band 12: -3.4dBi, FDD-LTE Band 17: -3.4dBi, TDD-LTE Band38: 1.3dBi, TDD-LTE Band 40: 1.1dBi, TDD-LTE Band 41: 1.3dBi FDD-LTE Band 66: 0.3dBi
WIFI(2.4GHz)	
Support Standards:	802.11b, 802.11g, 802.11n
Frequency Range:	2412-2462MHz for 11b/g/n(HT20) 2422-2452MHz for 11n(HT40)
RF Output Power:	19.63dBm (Conducted)
Type of Modulation:	CCK, OFDM, QPSK, BPSK, 16QAM, 64QAM
Quantity of Channels:	11 for 802.11b/g/n(HT20); 7 for 802.11n(HT40)
Channel Separation:	5MHz
Antenna Type:	Chip Antenna
Antenna Gain:	3.0dBi
Bluetooth	
Bluetooth Version:	Bluetooth V5.0
Frequency Range:	2402-2480MHz
RF Output Power:	11.42dBm (Conducted)
Data Rate:	1Mbps, 2Mbps, 3Mbps
Modulation:	GFSK, $\pi/4$ DQPSK, 8DPSK
Quantity of Channels:	79/40
Channel Separation:	1MHz/2MHz
Antenna Type:	Chip Antenna
Antenna Gain:	3.0dBi
NFC	
Support Standards:	NFC
Frequency Range:	13.56MHz
Max. Field Strength:	68.75dBuV/m (at 3m)
Antenna Type:	FPC Antenna
Antenna Gain:	0dBi
<i>Note: The Antenna Gain is provided by the customer and can affect the validity of results.</i>	

1.2 Test Standards

The following report is accordance with FCC 47 CFR Part 2.1093, IEEE Std C95.1: 2019, IEEE Std C95.3: 2002 + Rev. 2008, IEC/IEEE 62209-1528 Ed. 1.0 (2020-10), KDB 447498 D01 v06, KDB 648474 D04 v01r03, KDB 248227 D01 v02r02, KDB 941225 D01 v03r01, KDB 941225 D05 v02r05 , and KDB 865664 D01 v01r04 and KDB 865664 D02 v01r02.

The objective is to determine compliance with FCC Part 2.1093 of the Federal Communication Commissions rules.

Maintenance of compliance is the responsibility of the manufacturer. Any modification of the product, which is result in lowering the emission, should be checked to ensure compliance has been maintained.

1.3 Test Methodology

All measurements contained in this report were conducted with KDB 865664 D01 v01r04 and KDB 865664 D02 v01r02. The public notice KDB 447498 D01 v06 for Mobile and Portable Devices RF Exposure Procedure also.

1.4 Test Facility

Address of the test laboratory

Laboratory: Waltek Testing Group (Shenzhen) Co., Ltd.

Address: 1/F., Room 101, Building 1, Hongwei Industrial Park, Liuxian 2nd Road,Block 70 Bao'an District, Shenzhen, Guangdong, China

FCC – Registration No.: 125990

Waltek Testing Group (Shenzhen) Co., Ltd. EMC Laboratory has been registered and fully described in a report filed with the FCC (Federal Communications Commission). The acceptance letter from the FCC is maintained in our files. The Designation Number is CN5010. Test Firm Registration Number is 125990.

Industry Canada (IC) Registration No.: 11464A

The 3m Semi-anechoic chamber of Waltek Testing Group (Shenzhen) Co., Ltd. has been registered by Certification and Engineering Bureau of Industry Canada for radio equipment testing with Registration No.: 11464 A and the CAB identifier is CN0057.

2. Summary of Test Results

The maximum results of Specific Absorption Rate (SAR) have found during testing are as follows:

Frequency Band	Body (0mm Gap)	SAR _{1g} Limit (W/kg)
	Maximum SAR _{1g} (W/kg)	
GSM	1.089	1.6
WCDMA	1.365	1.6
LTE	1.192	1.6
WLAN 2.4GHz	0.108	1.6
Bluetooth	0.077	1.6
Simultaneous Transmission	1.416	1.6

The device is in compliance with Specific Absorption Rate (SAR) for general population/uncontrolled exposure limits (1.6 W/kg) specified in FCC 47 CFR Part 2.1093 and IEEE Std C95.1: 2019 and had been tested in accordance with the measurement methods and procedure specified in IEC/IEEE 62209-1528 Ed. 1.0 (2020-10) and KDB 865664 D01 v01r04 and KDB 865664 D02 v01r02.

3. Specific Absorption Rate (SAR)

3.1 Introduction

SAR is related to the rate at which energy is absorbed per unit mass in an object exposed to a radio field. The SAR distribution in a biological body is complicated and is usually carried out by experimental techniques or numerical modeling. The standard recommends limits for two tiers of groups, occupational/controlled and general population/uncontrolled, based on a person's awareness and ability to exercise control over his or her exposure. In general, occupational/controlled exposure limits are higher than the limits for general population/uncontrolled.

3.2 SAR Definition

The SAR definition is the time derivative (rate) of the incremental energy (dW) absorbed by (dissipated in) an incremental mass (dm) contained in a volume element (dv) of a given density (ρ). The equation description is as below:

$$SAR = \frac{d}{dt} \left(\frac{dW}{dm} \right) = \frac{d}{dt} \left(\frac{dW}{\rho dv} \right)$$

SAR is expressed in units of Watts per kilogram (W/kg)

SAR measurement can be either related to the temperature elevation in tissue by

$$SAR = C \left(\frac{\delta T}{\delta t} \right)$$

Where: C is the specific heat capacity, δT is the temperature rise and δt is the exposure duration, or related to the electrical field in the tissue by

$$SAR = \frac{\sigma |E|^2}{\rho}$$

Where: σ is the conductivity of the tissue, ρ is the mass density of the tissue and E is the RMS electrical field strength.

However for evaluating SAR of low power transmitter, electrical field measurement is typically applied.

4. SAR Measurement System

4.1 The Measurement System

Comosar is a system that is able to determine the SAR distribution inside a phantom of human being according to different standards. The Comosar system consists of the following items:

- Main computer to control all the system
- 6 axis robot
- Data acquisition system
- Miniature E-field probe
- Phone holder
- Head simulating tissue

The following figure shows the system.

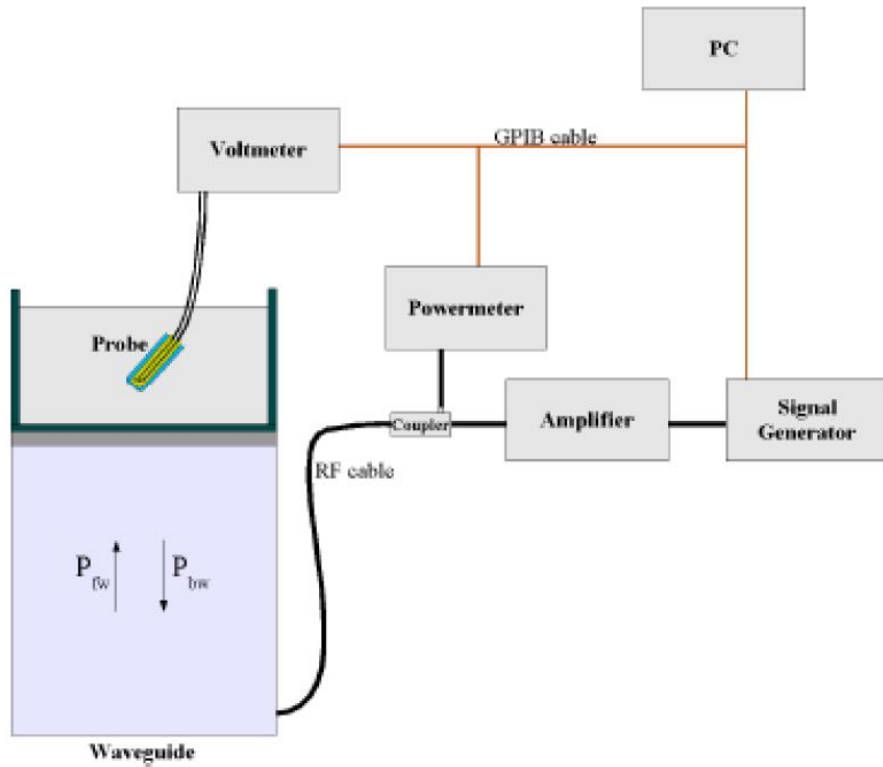


The EUT under test operating at the maximum power level is placed in the phone holder, under the phantom, which is filled with head simulating liquid. The E-Field probe measures the electric field inside the phantom. The OpenSAR software computes the results to give a SAR value in a 1g or 10g mass.

4.2 Probe

For the measurements the Specific Dosimetric E-Field Probe SSE2 SN 18/21 EPG0356, and refer to the calibration report for probe parameters.

Probe calibration is realized, in compliance with EN 62209-1 and IEC/IEEE 62209-1528 Ed. 1.0 (2020-10) STD, with CALISAR, Antenna proprietary calibration system. The calibration is performed with the EN 62209-1 annexes technique using reference guide at the five frequencies.



$$SAR = \frac{4(P_{fw} - P_{bw})}{ab\delta} \cos^2\left(\pi \frac{y}{a}\right) e^{-2z/\delta}$$

Where :

P_{fw} = Forward Power

P_{bw} = Backward Power

a and b = Waveguide dimensions

l = Skin depth

Keithley configuration:

Rate = Medium; Filter = ON; RDGS = 10; Filter type = Moving Average; Range auto after each calibration, a SAR measurement is performed on a validation dipole and compared with a NPL calibrated probe, to verify it.

The calibration factors, CF(N), for the 3 sensors corresponding to dipole 1, dipole 2 and dipole 3 are:

$$CF(N) = SAR(N) / V_{lin}(N) \quad (N=1,2,3)$$

The linearised output voltage V_{lin}(N) is obtained from the displayed output voltage V(N) using

$$V_{lin}(N) = V(N) * (1 + V(N) / DCP(N)) \quad (N=1,2,3)$$

where DCP is the diode compression point in mV.

4.3 Probe Calibration Process

Dosimetric Assessment Procedure

Each E-Probe/Probe Amplifier combination has unique calibration parameters. SATIMO Probe calibration procedure is conducted to determine the proper amplifier settings to enter in the probe parameters. The amplifier settings are determined for a given frequency by subjecting the probe to a known E-field density (1 mW/cm²) using an with CALISAR, Antenna proprietary calibration system.

Free Space Assessment Procedure

The free space E-field from amplified probe outputs is determined in a test chamber. This calibration can be performed in a TEM cell if the frequency is below 1 GHz and in a waveguide or other methodologies above 1 GHz for free space. For the free space calibration, the probe is placed in the volumetric center of the cavity and at the proper orientation with the field. The probe is rotated 360 degrees until the three channels show the maximum reading. The power density readings equates to 1mW/cm².

Temperature Assessment Procedure

E-field temperature correlation calibration is performed in a flat phantom filled with the appropriate simulated head tissue. The E-field in the medium correlates with the temperature rise in the dielectric medium. For temperature correlation calibration a RF transparent thermistor-based temperature probe is used in conjunction with the E-field probe.

$$SAR = C \frac{\Delta T}{\Delta t}$$

Where:

Δt = exposure time (30 seconds),

C = heat capacity of tissue (brain or muscle),

ΔT = temperature increase due to RF exposure.

SAR is proportional to $\Delta T/\Delta t$, the initial rate of tissue heating, before thermal diffusion takes place. The electric field in the simulated tissue can be used to estimate SAR by equating the thermally derived SAR to that with the E- field component.

$$SAR = \frac{|E|^2 \cdot \sigma}{\rho}$$

Where:

σ = simulated tissue conductivity,

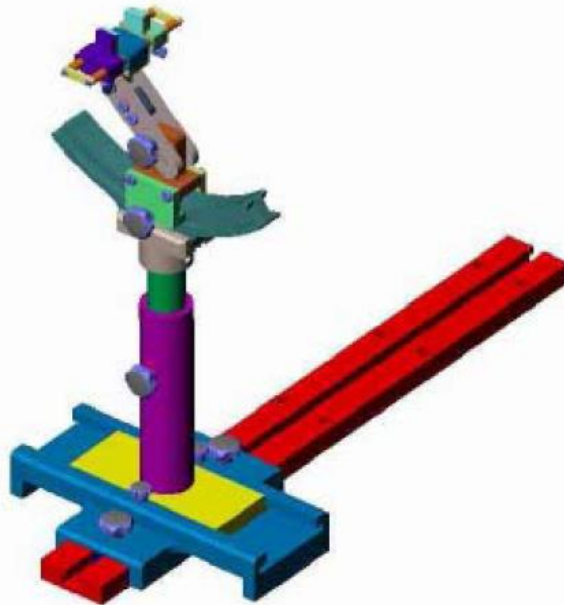
ρ = Tissue density (1.25 g/cm³ for brain tissue)

4.4 Phantom

For the measurements the Specific Anthropomorphic Mannequin (SAM) defined by the IEEE SCC-34/SC2 group is used. The phantom is a polyurethane shell integrated in a wooden table. The thickness of the phantom amounts to 2mm +/- 0.2mm. It enables the dosimetric evaluation of left and right phone usage and includes an additional flat phantom part for the simplified performance check. The phantom set-up includes a cover, which prevents the evaporation of the liquid.

4.5 Device Holder

The positioning system allows obtaining cheek and tilting position with a very good accuracy. In compliance with CENELEC, the tilt angle uncertainty is lower than 1°.



System Material	Permittivity	Loss Tangent
Delrin	3.7	0.005


4.6 Test Equipment List

Fixed asset Number	Description	Manufacturer	Model	Serial Number	Cal. Date	Due. Date
WTXE1053A1006	E-Field Probe	MVG	SSE2	SN 18/21 EPGO356	2023-07-07	2024-07-06
WTXE1053A1001-001	750MHz Dipole	MVG	SID750	SN 47/12 DIP 0G750-203	2023-08-20	2026-08-19
WTXE1053A1001-002	835MHz Dipole	MVG	SID835	SN 47/12 DIP 0G835-204	2023-08-20	2026-08-19
WTXE1053A1001-004	1800MHz Dipole	MVG	SID1800	SN 47/12 DIP 1G800-206	2023-08-20	2026-08-19
WTXE1053A1001-005	1900MHz Dipole	MVG	SID1900	SN 47/12 DIP 1G900-207	2023-08-20	2026-08-19
WTXE1053A1001-009	2300 MHz Dipole	MVG	SID2300	SN 47/12 DIP 2G300-209	2023-08-20	2026-08-19
WTXE1053A1001-007	2450MHz Dipole	MVG	SID2450	SN 13/15 DIP 2G450-364	2023-08-20	2026-08-19
WTXE1053A1006-002	2600MHz Dipole	MVG	SID2600	SN 28/21 DIP 2G600-590	2021-07-19	2024-07-18
WTXE1053A1001-010	Dielectric Probe	SATIMO	SCLMP	SN 47/12 OCPG49	2024-02-24	2025-02-23
WTXE1075A1003	Power meter	Keithley	3500	1232959	2024-02-24	2025-02-23
WTXE1075A1002	Power meter	Keithley	3500	1162591	2024-02-24	2025-02-23
WTXE1104A1003	EXG Analog Signal Generator	KEYSIGHT	N5173B	MY61252892	2024-02-24	2025-02-23
WTXE1022A1002	GSM Tester	Rohde & Schwarz	CMU200	114403	2024-02-27	2025-02-26
WTXE1041A1002	Communications Tester	Rohde & Schwarz	CMW500	148650	2024-03-19	2025-03-18
WTXE1036A1001	Network Analyzer	Rohde & Schwarz	ZVB 8	101353	2023-10-17	2024-10-16

5. Tissue Simulating Liquids

5.1 Composition of Tissue Simulating Liquid

For the measurement of the field distribution inside the SAM phantom with SMTIMO, the phantom must be filled with around 25 liters of homogeneous body tissue simulating liquid. For head SAR testing, the liquid height from the ear reference point (ERP) of the phantom to the liquid top surface is larger than 15 cm. For body SAR testing, the liquid height from the center of the flat phantom to the liquid top surface is larger than 15 cm. Please see the following photos for the liquid height.



Liquid Height for Head/Body SAR

The Composition of Tissue Simulating Liquid

Frequency (MHz)	Water (%)	Salt (%)	Sugar (%)	HEC (%)	Preventol (%)	DGBE (%)
Head/Body						
750	41.1	1.4	57.0	0.2	0.3	0
835	40.3	1.4	57.9	0.2	0.2	0
1700-1900	55.2	0.3	0	0	0	44.5
2450	55.0	0.1	0	0	0	44.9
2600	54.9	0.1	0	0	0	45.0

5.2 Tissue Dielectric Parameters for Head and Body Phantoms

According to FCC KDBs, IEC/IEEE 62209-1528 Ed. 1.0 (2020-10) and CEI/IEC 62209 standards state that the system validation measurements must be performed using a reference dipole meeting the fore mentioned return loss and mechanical dimension requirements. The validation measurement must be performed against a liquid filled flat phantom, with the phantom constructed as outlined in the fore mentioned standards. Per the standards, the dipole shall be positioned below the bottom of the phantom, with the dipole length centered and parallel to the longest dimension of the flat phantom, with the top surface of the dipole at the described distance from the bottom surface of the phantom.

Target Frequency (MHz)	Head		Body	
	Conductivity (σ)	Permittivity (ϵ_r)	Conductivity (σ)	Permittivity (ϵ_r)
150	0.76	52.3	0.80	61.9
300	0.87	45.3	0.92	58.2
450	0.87	43.5	0.94	56.7
750	0.89	41.9	0.96	55.5
835	0.90	41.5	0.97	55.2
900	0.97	41.5	1.05	55.0
915	0.98	41.5	1.06	55.0
1450	1.20	40.5	1.30	54.0
1610	1.29	40.3	1.40	53.8
1800-2000	1.40	40.0	1.52	53.3
2100	1.49	39.8	1.62	53.2
2300	1.67	39.5	1.81	52.9
2450	1.80	39.2	1.95	52.7
2600	1.96	39.0	2.16	52.5
3000	2.40	38.5	2.73	52.0
5200	4.66	36.0	5.30	49.0
5400	4.86	35.8	5.53	48.7
5600	5.07	35.5	5.77	48.5
5800	5.27	35.3	6.00	48.2

5.3 Tissue Calibration Result

The dielectric parameters of the liquids were verified prior to the SAR evaluation using COMOSAR Dielectric Probe Kit and an Agilent Network Analyzer.

Calibration Result for Dielectric Parameters of Tissue Simulating Liquid

Head Tissue Simulating Liquid									
Freq. MHz	Temp. (°C)	Conductivity			Permittivity			Limit (%)	Date
		Reading (σ)	Target (σ)	Delta (%)	Reading (ϵ_r)	Target (ϵ_r)	Delta (%)		
750	22.2	0.91	0.89	2.25	40.73	41.9	-2.79	±5	2024-04-27
835	22.2	0.94	0.90	4.44	41.31	41.5	-0.46	±5	2024-04-27
900	22.2	0.98	0.97	1.03	42.53	41.5	2.48	±5	2024-04-27
1800	22.5	1.41	1.40	0.71	40.77	40.0	1.93	±5	2024-05-27
1900	22.4	1.43	1.40	2.14	41.12	40.0	2.80	±5	2024-05-28
2300	22.2	1.72	1.67	2.99	40.79	39.5	3.27	±5	2024-05-22
2450	22.5	1.83	1.80	1.67	39.58	39.2	0.97	±5	2024-05-17
2600	22.5	2.01	1.96	2.55	38.26	39.0	-1.90	±5	2024-05-17
704	22.2	0.92	0.89	3.37	40.75	41.9	-2.74	±5	2024-04-27
707.5	22.2	0.92	0.89	3.37	40.75	41.9	-2.74	±5	2024-04-27
709	22.2	0.92	0.89	3.37	40.74	41.9	-2.77	±5	2024-04-27
710	22.2	0.92	0.89	3.37	40.74	41.9	-2.77	±5	2024-04-27
711	22.2	0.92	0.89	3.37	40.74	41.9	-2.77	±5	2024-04-27
824.2	22.2	0.94	0.90	4.44	41.30	41.5	-0.48		2024-04-27
826.4	22.2	0.94	0.90	4.44	41.30	41.5	-0.48		2024-04-27
829	22.2	0.94	0.90	4.44	41.30	41.5	-0.48	±5	2024-04-27
836.4	22.2	0.94	0.90	4.44	41.31	41.5	-0.46	±5	2024-04-27
836.5	22.2	0.94	0.90	4.44	41.31	41.5	-0.46	±5	2024-04-27
836.6	22.2	0.94	0.90	4.44	41.31	41.5	-0.46	±5	2024-04-27
844	22.2	0.94	0.90	4.44	41.32	41.5	-0.43	±5	2024-04-27
846.6	22.2	0.94	0.90	4.44	41.32	41.5	-0.43	±5	2024-04-27
848.8	22.2	0.94	0.90	4.44	41.32	41.5	-0.43	±5	2024-04-27
1712.4	22.5	1.42	1.40	1.43	40.80	40.0	2.00	±5	2024-05-27
1720	22.5	1.42	1.40	1.43	40.80	40.0	2.00	±5	2024-05-27
1732.5	22.5	1.42	1.40	1.43	40.79	40.0	1.98	±5	2024-05-27
1732.6	22.5	1.42	1.40	1.43	40.79	40.0	1.98	±5	2024-05-27
1745	22.5	1.42	1.40	1.43	40.79	40.0	1.98	±5	2024-05-27
1752.6	22.5	1.42	1.40	1.43	40.78	40.0	1.95	±5	2024-05-27
1770	22.5	1.42	1.40	1.43	40.78	40.0	1.95	±5	2024-05-27
1850.2	22.5	1.41	1.40	0.71	40.76	40.0	1.90	±5	2024-05-27
1852.4	22.5	1.41	1.40	0.71	40.76	40.0	1.90	±5	2024-05-27

1860	22.5	1.41	1.40	0.71	40.76	40.0	1.90	±5	2024-05-27
1880	22.5	1.41	1.40	0.71	40.75	40.0	1.88	±5	2024-05-27
1907.6	22.4	1.43	1.40	2.14	41.12	40.0	2.80	±5	2024-05-28
1909.8	22.4	1.43	1.40	2.14	41.12	40.0	2.80	±5	2024-05-28
2310	22.2	1.72	1.67	2.99	40.79	39.5	3.27	±5	2024-05-22
2355	22.2	1.72	1.67	2.99	40.78	39.5	3.24	±5	2024-05-22
2402	22.5	1.83	1.80	1.67	39.56	39.2	0.92	±5	2024-05-17
2412	22.5	1.83	1.80	1.67	39.56	39.2	0.92	±5	2024-05-17
2437	22.5	1.83	1.80	1.67	39.57	39.2	0.94	±5	2024-05-17
2441	22.5	1.83	1.80	1.67	39.58	39.2	0.97	±5	2024-05-17
2462	22.5	1.83	1.80	1.67	39.58	39.2	0.97	±5	2024-05-17
2480	22.5	1.83	1.80	1.67	39.59	39.2	0.99	±5	2024-05-17
2510	22.5	2.02	1.96	3.06	38.24	39.0	-1.95	±5	2024-05-17
2535	22.5	2.02	1.96	3.06	38.24	39.0	-1.95	±5	2024-05-17
2560	22.5	2.02	1.96	3.06	38.25	39.0	-1.92	±5	2024-05-17
2565	22.5	2.02	1.96	3.06	38.25	39.0	-1.92	±5	2024-05-17
2580	22.5	2.01	1.96	2.55	38.25	39.0	-1.92	±5	2024-05-17
2595	22.5	2.01	1.96	2.55	38.26	39.0	-1.90	±5	2024-05-17
2605	22.5	2.01	1.96	2.55	38.26	39.0	-1.90	±5	2024-05-17
2610	22.5	2.01	1.96	2.55	38.27	39.0	-1.87	±5	2024-05-17
2645	22.5	2.01	1.96	2.55	38.28	39.0	-1.85	±5	2024-05-17

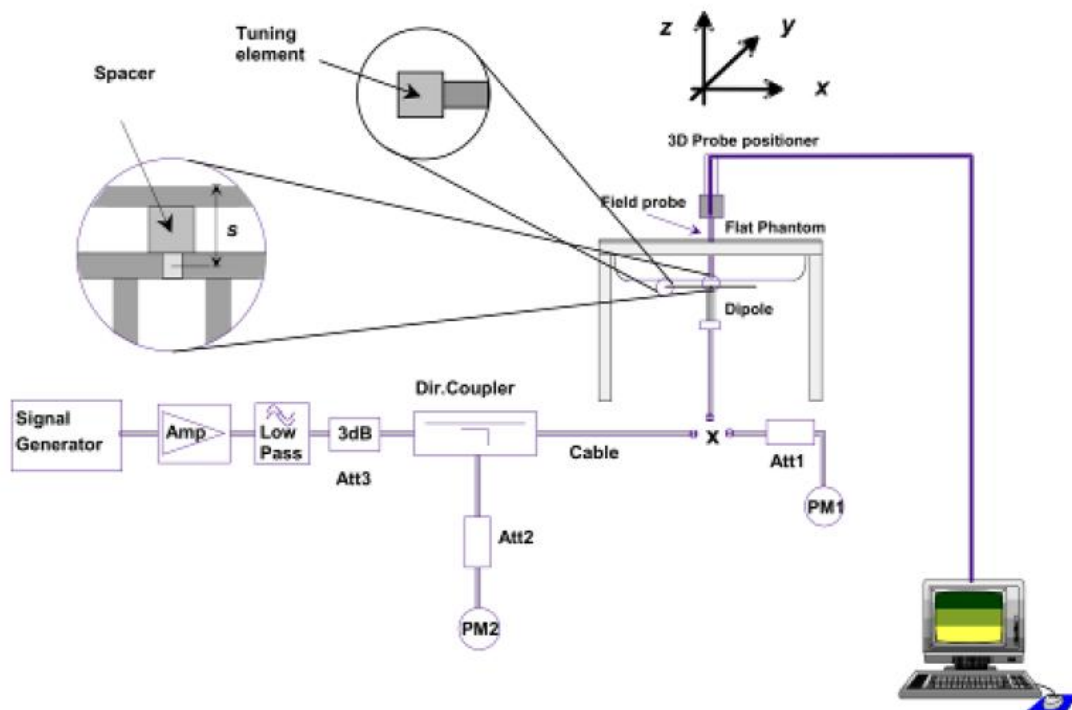
6. SAR Measurement Evaluation

6.1 Purpose of System Performance Check

The system performance check verifies that the system operates within its specifications. System and operator errors can be detected and corrected. It is recommended that the system performance check be performed prior to any usage of the system in order to guarantee reproducible results. The system performance check uses normal SAR measurements in a simplified setup with a well characterized source. This setup was selected to give a high sensitivity to all parameters that might fail or vary over time. The system check does not intend to replace the calibration of the components, but indicates situations where the system uncertainty is exceeded due to drift or failure.

6.2 System Setup

In the simplified setup for system evaluation, the EUT is replaced by a calibrated dipole and the power source is replaced by a continuous wave which comes from a signal generator at frequency 750MHz, 835MHz, 900MHz, 1800MHz, 1900MHz, 2450MHz, 2300MHz and 2600MHz. The calibrated dipole must be placed beneath the flat phantom section of the SAM twin phantom with the correct distance holder. The distance holder should touch the phantom surface with a light pressure at the reference marking and be oriented parallel to the long side of the phantom.



System Verification Setup Block Diagram



Setup Photo of Dipole Antenna

The output power on dipole port must be calibrated to 24 dBm(250mW) before dipole is connected.

6.3 Validation Results

Comparing to the original SAR value provided by SATIMO, the validation data should be within its specification of 10 %. Table 6.1 shows the target SAR and measured SAR after normalized to 1W input power. The table below indicates the system performance check can meet the variation criterion.

Frequency	Power	Targeted SAR _{1g}	Measured SAR _{1g}	Normalized SAR _{1g}	Tolerance	Date
MHz	(mw)	(W/kg)	(W/kg)	(W/kg)	(%)	
Head						
750	250	8.78	2.051	8.204	-6.56	2024-04-27
835	250	9.65	2.210	8.840	-8.39	2024-04-27
1800	250	38.76	9.624	38.496	-0.68	2024-05-27
1900	250	39.59	10.223	40.892	3.29	2024-05-28
2300	250	49.27	12.023	48.092	-2.39	2024-05-22
2450	250	54.31	13.747	54.988	1.25	2024-05-17
2600	250	56.81	14.815	59.260	4.31	2024-05-17

Remark: Referring to IEC/IEEE 62209-1528 Ed. 1.0 (2020-10), the system check shall be performed at a test frequency that is within $\pm 10\%$ or ± 100 MHz of the compliance test mid-band frequency, so the 1750 MHz system verification is made of 1800MHz Dipole.

Targeted and Measurement SAR

Please refer to Annex A for the plots of system performance check.

7. EUT Testing Position

7.1 Define Two Imaginary Lines on The Handset

(a) The vertical centerline passes through two points on the front side of the handset - the midpoint of the width w_t of the handset at the level of the acoustic output, and the midpoint of the width w_b of the bottom of the handset.

(b) The horizontal line is perpendicular to the vertical centerline and passes through the center of the acoustic output. The horizontal line is also tangential to the face of the handset at point A.

(c) The two lines intersect at point A. Note that for many handsets, point A coincides with the center of the acoustic output; however, the acoustic output may be located elsewhere on the horizontal line. Also note that the vertical centerline is not necessarily parallel to the front face of the handset, especially for clamshell handsets, handsets with flip covers, and other irregularly shaped handsets.

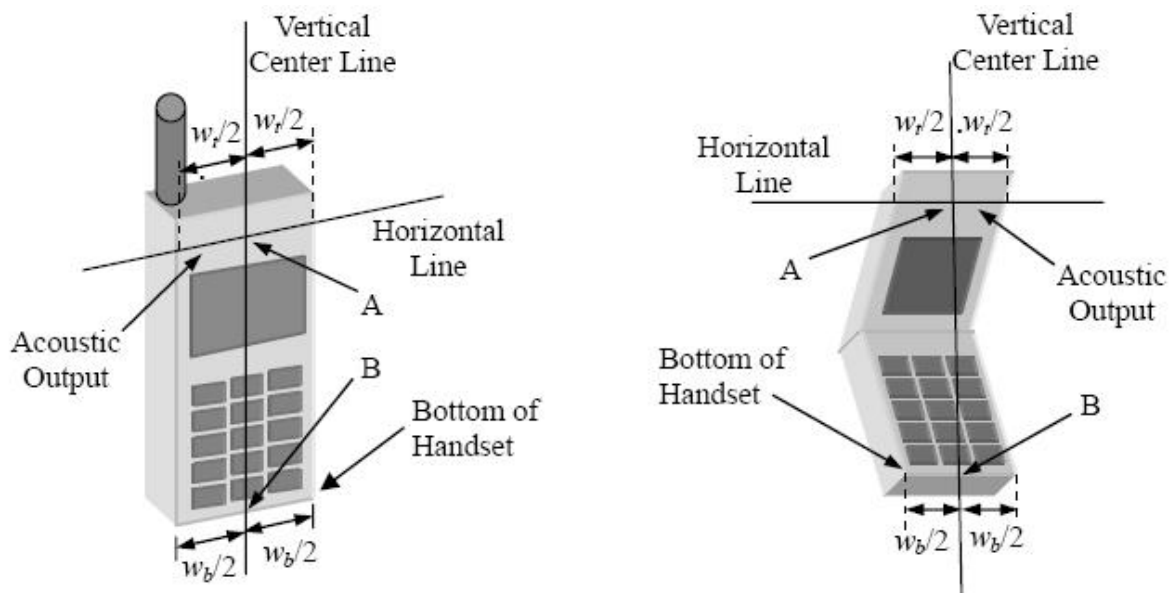


Illustration for Handset Vertical and Horizontal Reference Lines

7.2 Cheek Position

(a) To position the device with the vertical center line of the body of the device and the horizontal line crossing the center piece in a plane parallel to the sagittal plane of the phantom. While maintaining the device in this plane, align the vertical center line with the reference plane containing the three ear and mouth reference point (M: Mouth, RE: Right Ear, and LE: Left Ear) and align the center of the ear piece with the line RE-LE.

(b) To move the device towards the phantom with the ear piece aligned with the line LE-RE until the phone touched the ear. While maintaining the device in the reference plane and maintaining the phone contact with the ear, move the bottom of the phone until any point on the front side is in contact with the cheek of the phantom or until contact with the ear is lost (see Fig. 7.2).

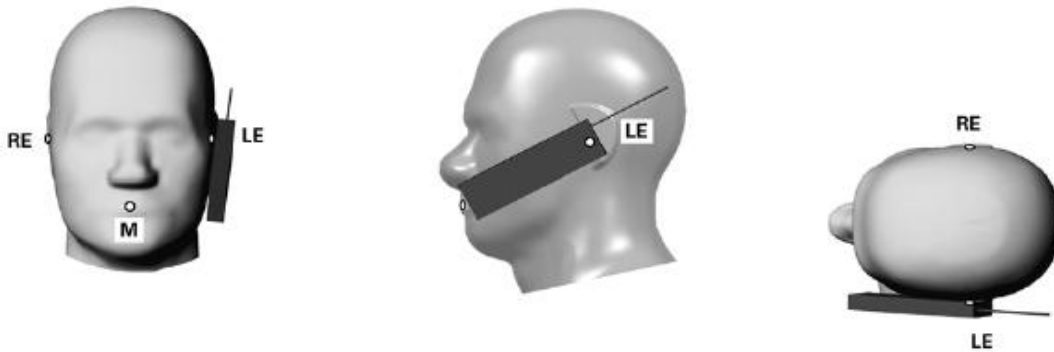


Illustration for Cheek Position

7.3 Tilted Position

(a) To position the device in the “cheek” position described above.

(b) While maintaining the device the reference plane described above and pivoting against the ear, moves it outward away from the mouth by an angle of 15 degrees or until contact with the ear is lost (see Fig. 7.3).

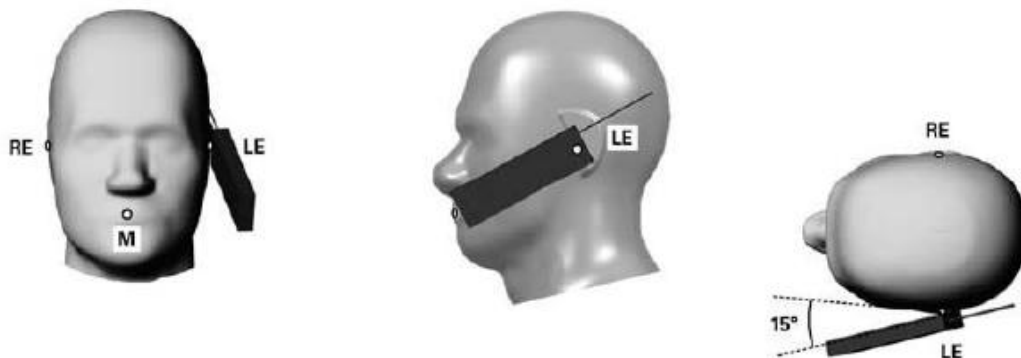


Illustration for Tilted Position

7.4 Body Position

- (a) To position the device parallel to the phantom surface with each side.
- (b) To adjust the device parallel to the flat phantom.
- (c) To adjust the distance between the device surface and the flat phantom to 0mm.

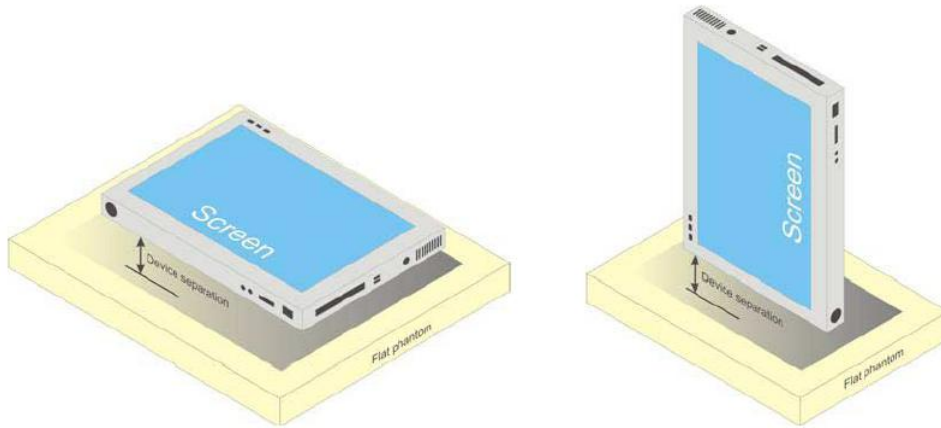
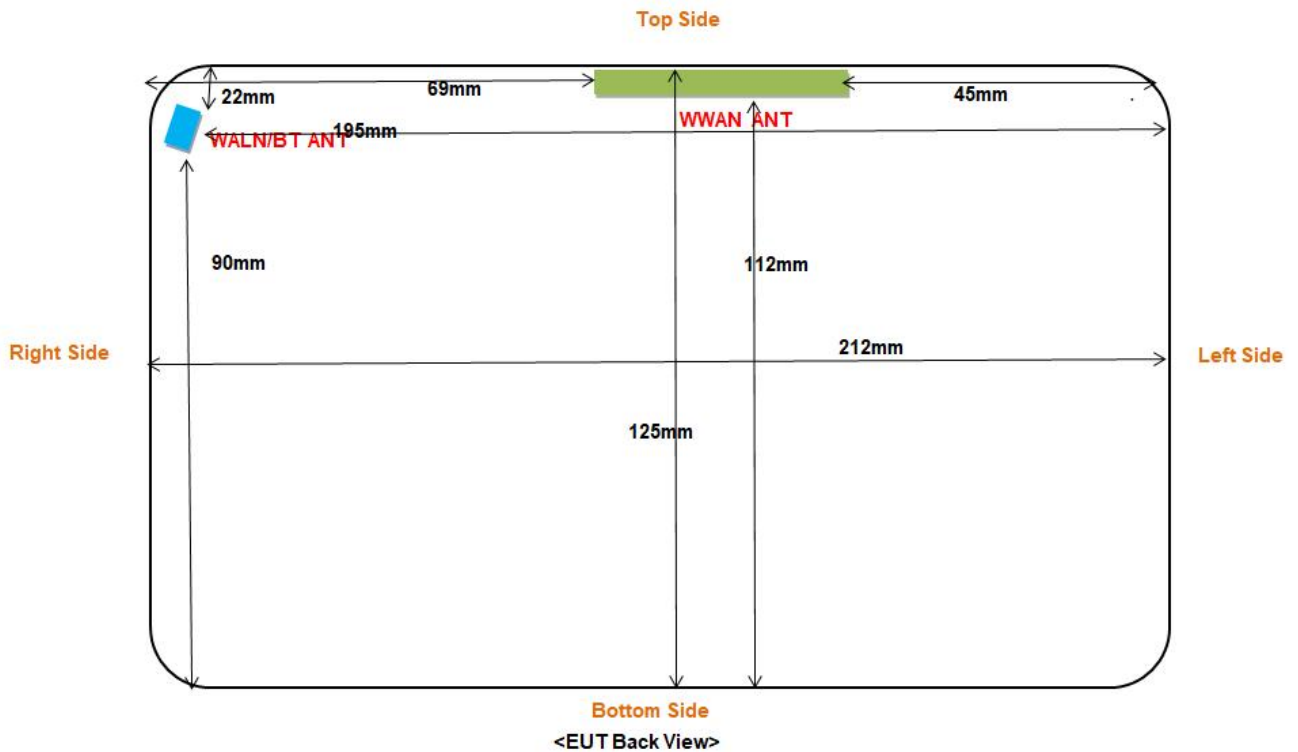


Illustration for Body Position

7.5 EUT Antenna Position



Block Diagram for EUT Antenna Position

Distance of EUT antenna-to-edge/surface(mm),						
Antennas	Back side	Front side	Left Edge	Right Edge	Top Edge	Bottom Edge
WWAN	<25	<25	45	69	<25	112
WLAN/BT	<25	<25	195	<25	<25	90

7.6 EUT Testing Position

Body SAR tests, Test distance: 0mm						
Antennas	Front	Back	Left Side	Right Side	Top Side	Bottom Side
WWAN	Yes	Yes	No	No	Yes	No
WLAN	Yes	Yes	No	Yes	Yes	No

Remark:

- Referring to KDB 447498 D01 v06, KDB 616217 D04 v01r02, and KDB 248227 D01 v02r02, this device is overall diagonal dimension (>20cm) tablet, tested in direct contact (no gap) with flat phantom.
- Referring to KDB 616217 D04 v01r02, Exposures from antennas through the front (top) surface of the display section of a full-size tablet, away from the edges, are generally limited to the user's hands. Exposures to hands for typical consumer transmitters used in tablets are not expected to exceed the extremity SAR limit; therefore, SAR evaluation for the front surface of tablet display screens are generally not necessary.
- Referring to KDB 648474 D04 Handset SAR v01r03, 10-g extremity SAR is required only for the surfaces and edges with hotspot mode 1-g reported SAR > 1.2 W/kg.
- When using the accessory vehicle bracket or desktop docking station, the tablet will not touch the human body, additional SAR evaluation for this configuration is not required.

Please refer to Annex D for the EUT test setup photos.

8. SAR Measurement Procedures

8.1 Measurement Procedures

The measurement procedures are as follows:

- (a) Use base station simulator (if applicable) or engineering software to transmit RF power continuously (continuous Tx) in the highest power channel.
- (b) Keep EUT to radiate maximum output power or 100% factor (if applicable)
- (c) Measure output power through RF cable and power meter.
- (d) Place the EUT in the positions as Annex D demonstrates.
- (e) Set scan area, grid size and other setting on the SATIMO software.
- (f) Measure SAR results for the highest power channel on each testing position.
- (g) Find out the largest SAR result on these testing positions of each band
- (h) Measure SAR results for other channels in worst SAR testing position if the SAR of highest power channel is larger than 0.8 W/kg

According to the test standard, the recommended procedure for assessing the peak spatial-average SAR value consists of the following steps:

- (a) Power reference measurement
- (b) Area scan
- (c) Zoom scan
- (d) Power drift measurement

8.2 Spatial Peak SAR Evaluation

The procedure for spatial peak SAR evaluation has been implemented according to the test standard. It can be conducted for 1g and 10g, as well as for user-specific masses. The SATIMO software includes all numerical procedures necessary to evaluate the spatial peak SAR value.

The base for the evaluation is a "cube" measurement. The measured volume must include the 1g and 10g cubes with the highest averaged SAR values. For that purpose, the center of the measured volume is aligned to the interpolated peak SAR value of a previously performed area scan.

The entire evaluation of the spatial peak values is performed within the post-processing engine. The system always gives the maximum values for the 1g and 10g cubes. The algorithm to find the cube with highest averaged SAR is divided into the following stages:

- (a) Extraction of the measured data (grid and values) from the Zoom Scan
- (b) Calculation of the SAR value at every measurement point based on all stored data
- (c) Generation of a high-resolution mesh within the measured volume
- (d) Interpolation of all measured values from the measurement grid to the high-resolution grid
- (e) Extrapolation of the entire 3D field distribution to the phantom surface over the distance from sensor to surface
- (f) Calculation of the averaged SAR within masses of 1g and 10g

8.3 Area & Zoom Scan Procedures

First Area Scan is used to locate the approximate location(s) of the local peak SAR value(s). The measurement grid within an Area Scan is defined by the grid extent, grid step size and grid offset. Next, in order to determine the EM field distribution in a three-dimensional spatial extension, Zoom Scan is required. The Zoom Scan measures 5x5x7 points with step size 8, 8 and 5 mm for 300 MHz to 3 GHz, and 8x8x8 points with step size 4, 4 and 2.5 mm for 3 GHz to 6 GHz. The Zoom Scan is performed around the highest E-field value to determine the averaged SAR-distribution over 10 g.

8.4 Volume Scan Procedures

The volume scan is used for assess overlapping SAR distributions for antennas transmitting in different frequency bands. It is equivalent to an oversized zoom scan used in standalone measurements. The measurement volume will be used to enclose all the simultaneous transmitting antennas. For antennas transmitting simultaneously in different frequency bands, the volume scan is measured separately in each frequency band. In order to sum correctly to compute the 1g aggregate SAR, the EUT remain in the same test position for all measurements and all volume scan use the same spatial resolution and grid spacing (step-size is 4, 4 and 2.5 mm). When all volume scan were completed, the software can combine and subsequently superpose these measurement data to calculating the multiband SAR.

8.5 SAR Averaged Methods

The local SAR inside the phantom is measured using small dipole sensing elements inside a probe body. The probe tip must not be in contact with the phantom surface in order to minimize measurements errors, but the highest local SAR will occur at the surface of the phantom.

An extrapolation is using to determinate this highest local SAR values. The extrapolation is based on a fourth-order least-square polynomial fit of measured data. The local SAR value is then extrapolated from the liquid surface with a 1mm step.

The measurements have to be performed over a limited time (due to the duration of the battery) so the step of measurement is high. It could vary between 5 and 8 mm. To obtain an accurate assessment of the maximum SAR averaged over 10g and 1 g requires a very fine resolution in the three dimensional scanned data array.

8.6 Power Drift Monitoring

All SAR testing is under the EUT install full charged battery and transmit maximum output power. In SATIMO measurement software, the power reference measurement and power drift measurement procedures are used for monitoring the power drift of EUT during SAR test. Both these procedures measure the field at a specified reference position before and after the SAR testing. The software will calculate the field difference in dB. If the power drift more than 5%, the SAR will be retested.

9. SAR Test Result

9.1 Conducted RF Output Power

GSM - Burst Average Power (dBm)								
Band	GSM850			Tune-up power (dBm)	PCS1900			Tune-up power (dBm)
Channel	128	190	251		512	661	810	
Frequency (MHz)	824.2	836.6	848.8		1850.2	1880	1909.8	
GSM	33.53	33.39	33.49	34.0	29.29	29.32	29.39	29.5
GPRS (1 slot)	33.50	33.36	33.44	34.0	29.59	29.58	29.50	30.0
GPRS (2 slots)	32.77	32.59	32.67	33.0	28.68	28.73	28.84	29.0
GPRS (3 slots)	30.91	30.67	30.72	31.0	26.62	26.73	26.94	27.0
GPRS (4 slots)	29.93	29.61	29.64	30.0	25.53	25.62	25.92	26.0
EDGE (1 slot)	28.31	27.96	28.06	29.0	25.33	25.23	25.61	26.0
EDGE (2 slots)	27.08	26.74	26.87	28.0	24.33	24.18	24.67	25.0
EDGE (3 slots)	24.85	24.45	24.59	25.0	22.43	22.28	22.69	23.0
EDGE (4 slots)	23.74	23.28	23.46	24.0	21.33	21.26	21.65	22.0

GSM - Source-Based Time-Average Power (dBm)								
Band	GSM850			Tune-up power (dBm)	PCS1900			Tune-up power (dBm)
Channel	128	190	251		512	661	810	
Frequency (MHz)	824.2	836.6	848.8		1850.2	1880	1909.8	
GSM	24.53	24.39	24.49	25.0	20.29	20.32	20.39	21.0
GPRS (1 slot)	24.50	24.36	24.44	25.0	20.59	20.58	20.50	21.0
GPRS (2 slots)	26.77	26.59	26.67	27.0	22.68	22.73	22.84	23.0
GPRS (3 slots)	26.66	26.42	26.47	27.0	22.37	22.48	22.69	23.0
GPRS (4 slots)	26.93	26.61	26.64	27.0	22.53	22.62	22.92	23.0
EDGE (1 slot)	19.31	18.96	19.06	20.0	16.33	16.23	16.61	17.0
EDGE (2 slots)	21.08	20.74	20.87	21.0	18.33	18.18	18.67	19.0
EDGE (3 slots)	20.60	20.20	20.34	21.0	18.18	18.03	18.44	19.0
EDGE (4 slots)	20.74	20.28	20.46	21.0	18.33	18.26	18.65	19.0

Note: The source-based time-averaged power is linearly scaled the maximum burst averaged power based on time slots. The calculated method are shown as below:

Source based time-average power = Burst averaged power - Duty cycle factor in dB

Duty cycle factor = 9 dB for 1 Tx slot, 6 dB for 2 Tx slots, 4.25 dB for 3 Tx slots, 3 dB for 4 Tx slots

Remark:

1. For Body SAR testing, GPRS should be evaluated; therefore the EUT was set in GPRS (4TX slots) for GSM850 and GPRS (4TX slots) for GSM1900 due to its highest source-based time-average power.
2. Per KDB 447498 D01 v06, the maximum output power channel is used for SAR testing and for further SAR

test reduction.

3. The DUT do not support DTM function.

WCDMA - Average Power (dBm)								
Band	WCDMA Band II				WCDMA Band V			
Channel	9262	9400	9538	Tune-up power (dBm)	4132	4182	4233	Tune-up power (dBm)
Frequency (MHz)	1852.4	1880.0	1907.6		826.4	836.4	846.6	
RMC 12.2k	22.70	22.39	22.32	23.0	23.43	23.40	23.43	23.5
HSDPA Subtest-1	21.77	21.4	21.29	23.0	22.46	22.46	22.49	23.5
HSDPA Subtest-2	21.27	20.93	20.73	23.0	21.94	21.91	21.92	23.5
HSDPA Subtest-3	21.3	20.81	20.71	23.0	21.94	21.88	21.93	23.5
HSDPA Subtest-4	21.2	20.8	20.79	23.0	21.97	21.89	22.03	23.5
HSUPA Subtest-1	19.78	19.44	19.33	23.0	20.32	20.3	20.38	23.5
HSUPA Subtest-2	19.82	19.46	19.34	23.0	20.34	20.29	20.37	23.5
HSUPA Subtest-3	20.8	20.47	20.35	23.0	21.33	21.3	21.39	23.5
HSUPA Subtest-4	19.3	18.98	18.84	23.0	19.86	19.82	19.89	23.5
HSUPA Subtest-5	20.28	20.43	20.26	23.0	21.31	21.26	21.35	23.5

WCDMA - Average Power (dBm)								
Band	WCDMA Band IV							
Channel	1312	1413	1513	Tune-up power (dBm)				
Frequency (MHz)	1712.4	1732.6	1752.6					
RMC 12.2k	23.44	23.35	23.69	24.0				
HSDPA Subtest-1	22.46	22.37	22.76	24.0				
HSDPA Subtest-2	21.9	21.83	22.16	24.0				
HSDPA Subtest-3	21.89	21.84	22.18	24.0				
HSDPA Subtest-4	21.91	21.81	22.12	24.0				
HSUPA Subtest-1	20.51	20.43	20.76	24.0				
HSUPA Subtest-2	20.52	20.43	20.77	24.0				
HSUPA Subtest-3	21.52	21.47	21.78	24.0				
HSUPA Subtest-4	20.01	19.90	20.31	24.0				
HSUPA Subtest-5	21.76	21.36	21.72	24.0				

Remark:

1. Per KDB 941225 D01 v03, the 12.2kbps RMC mode was selected for SAR testing (the primary mode).
2. When the maximum output power and tune-up tolerance specified for production units in a secondary mode is $\leq 1/4$ dB higher than the primary mode or when the highest reported SAR of the primary mode is scaled by the ratio of specified maximum output power and tune-up tolerance of secondary to primary mode and the adjusted SAR is ≤ 1.2 W/kg, SAR measurement is not required for the secondary mode

LTE Band 2

Band	Bandwidth	Modulation	Channel	RB Configuration	Result(dBm)	Verdict
Band2	1.4MHz	QPSK	18607	1RB#0	22.81	PASS
Band2	1.4MHz	16QAM	18607	1RB#0	21.65	PASS
Band2	1.4MHz	QPSK	18607	1RB#2	22.99	PASS
Band2	1.4MHz	16QAM	18607	1RB#2	21.80	PASS
Band2	1.4MHz	QPSK	18607	1RB#5	22.82	PASS
Band2	1.4MHz	16QAM	18607	1RB#5	21.62	PASS
Band2	1.4MHz	QPSK	18607	3RB#0	22.93	PASS
Band2	1.4MHz	16QAM	18607	3RB#0	21.73	PASS
Band2	1.4MHz	QPSK	18607	3RB#1	22.93	PASS
Band2	1.4MHz	16QAM	18607	3RB#1	21.74	PASS
Band2	1.4MHz	QPSK	18607	3RB#3	22.90	PASS
Band2	1.4MHz	16QAM	18607	3RB#3	21.76	PASS
Band2	1.4MHz	QPSK	18607	6RB#0	21.95	PASS
Band2	1.4MHz	16QAM	18607	6RB#0	20.94	PASS
Band2	1.4MHz	QPSK	18900	1RB#0	22.52	PASS
Band2	1.4MHz	16QAM	18900	1RB#0	21.29	PASS
Band2	1.4MHz	QPSK	18900	1RB#2	22.66	PASS
Band2	1.4MHz	16QAM	18900	1RB#2	21.44	PASS
Band2	1.4MHz	QPSK	18900	1RB#5	22.50	PASS
Band2	1.4MHz	16QAM	18900	1RB#5	21.35	PASS
Band2	1.4MHz	QPSK	18900	3RB#0	22.58	PASS
Band2	1.4MHz	16QAM	18900	3RB#0	21.45	PASS
Band2	1.4MHz	QPSK	18900	3RB#1	22.62	PASS
Band2	1.4MHz	16QAM	18900	3RB#1	21.42	PASS
Band2	1.4MHz	QPSK	18900	3RB#3	22.66	PASS
Band2	1.4MHz	16QAM	18900	3RB#3	21.43	PASS
Band2	1.4MHz	QPSK	18900	6RB#0	21.46	PASS
Band2	1.4MHz	16QAM	18900	6RB#0	20.37	PASS
Band2	1.4MHz	QPSK	19193	1RB#0	22.33	PASS
Band2	1.4MHz	16QAM	19193	1RB#0	21.11	PASS
Band2	1.4MHz	QPSK	19193	1RB#2	22.51	PASS
Band2	1.4MHz	16QAM	19193	1RB#2	21.29	PASS
Band2	1.4MHz	QPSK	19193	1RB#5	22.33	PASS
Band2	1.4MHz	16QAM	19193	1RB#5	21.11	PASS
Band2	1.4MHz	QPSK	19193	3RB#0	22.47	PASS
Band2	1.4MHz	16QAM	19193	3RB#0	21.21	PASS
Band2	1.4MHz	QPSK	19193	3RB#1	22.46	PASS
Band2	1.4MHz	16QAM	19193	3RB#1	21.22	PASS
Band2	1.4MHz	QPSK	19193	3RB#3	22.49	PASS

Band2	1.4MHz	16QAM	19193	3RB#3	21.24	PASS
Band2	1.4MHz	QPSK	19193	6RB#0	21.41	PASS
Band2	1.4MHz	16QAM	19193	6RB#0	20.37	PASS
Band2	3MHz	QPSK	18615	1RB#0	22.97	PASS
Band2	3MHz	16QAM	18615	1RB#0	22.01	PASS
Band2	3MHz	QPSK	18615	1RB#8	22.93	PASS
Band2	3MHz	16QAM	18615	1RB#8	21.95	PASS
Band2	3MHz	QPSK	18615	1RB#14	22.97	PASS
Band2	3MHz	16QAM	18615	1RB#14	21.93	PASS
Band2	3MHz	QPSK	18615	8RB#0	21.97	PASS
Band2	3MHz	16QAM	18615	8RB#0	20.96	PASS
Band2	3MHz	QPSK	18615	8RB#4	21.97	PASS
Band2	3MHz	16QAM	18615	8RB#4	20.96	PASS
Band2	3MHz	QPSK	18615	8RB#7	21.97	PASS
Band2	3MHz	16QAM	18615	8RB#7	20.98	PASS
Band2	3MHz	QPSK	18615	15RB#0	21.96	PASS
Band2	3MHz	16QAM	18615	15RB#0	20.95	PASS
Band2	3MHz	QPSK	18900	1RB#0	22.58	PASS
Band2	3MHz	16QAM	18900	1RB#0	21.45	PASS
Band2	3MHz	QPSK	18900	1RB#8	22.56	PASS
Band2	3MHz	16QAM	18900	1RB#8	21.41	PASS
Band2	3MHz	QPSK	18900	1RB#14	22.62	PASS
Band2	3MHz	16QAM	18900	1RB#14	21.44	PASS
Band2	3MHz	QPSK	18900	8RB#0	21.53	PASS
Band2	3MHz	16QAM	18900	8RB#0	20.49	PASS
Band2	3MHz	QPSK	18900	8RB#4	21.54	PASS
Band2	3MHz	16QAM	18900	8RB#4	20.50	PASS
Band2	3MHz	QPSK	18900	8RB#7	21.48	PASS
Band2	3MHz	16QAM	18900	8RB#7	20.46	PASS
Band2	3MHz	QPSK	18900	15RB#0	21.50	PASS
Band2	3MHz	16QAM	18900	15RB#0	20.46	PASS
Band2	3MHz	QPSK	19185	1RB#0	22.43	PASS
Band2	3MHz	16QAM	19185	1RB#0	21.12	PASS
Band2	3MHz	QPSK	19185	1RB#8	22.42	PASS
Band2	3MHz	16QAM	19185	1RB#8	21.17	PASS
Band2	3MHz	QPSK	19185	1RB#14	22.48	PASS
Band2	3MHz	16QAM	19185	1RB#14	21.22	PASS
Band2	3MHz	QPSK	19185	8RB#0	21.46	PASS
Band2	3MHz	16QAM	19185	8RB#0	20.41	PASS
Band2	3MHz	QPSK	19185	8RB#4	21.44	PASS
Band2	3MHz	16QAM	19185	8RB#4	20.44	PASS
Band2	3MHz	QPSK	19185	8RB#7	21.44	PASS

Band2	3MHz	16QAM	19185	8RB#7	20.44	PASS
Band2	3MHz	QPSK	19185	15RB#0	21.41	PASS
Band2	3MHz	16QAM	19185	15RB#0	21.29	PASS
Band2	5MHz	QPSK	18625	1RB#0	22.99	PASS
Band2	5MHz	16QAM	18625	1RB#0	21.88	PASS
Band2	5MHz	QPSK	18625	1RB#12	23.05	PASS
Band2	5MHz	16QAM	18625	1RB#12	21.98	PASS
Band2	5MHz	QPSK	18625	1RB#24	22.92	PASS
Band2	5MHz	16QAM	18625	1RB#24	21.88	PASS
Band2	5MHz	QPSK	18625	12RB#0	21.97	PASS
Band2	5MHz	16QAM	18625	12RB#0	20.93	PASS
Band2	5MHz	QPSK	18625	12RB#6	21.99	PASS
Band2	5MHz	16QAM	18625	12RB#6	20.92	PASS
Band2	5MHz	QPSK	18625	12RB#13	22.00	PASS
Band2	5MHz	16QAM	18625	12RB#13	20.93	PASS
Band2	5MHz	QPSK	18625	25RB#0	21.98	PASS
Band2	5MHz	16QAM	18625	25RB#0	20.99	PASS
Band2	5MHz	QPSK	18900	1RB#0	22.45	PASS
Band2	5MHz	16QAM	18900	1RB#0	21.57	PASS
Band2	5MHz	QPSK	18900	1RB#12	22.52	PASS
Band2	5MHz	16QAM	18900	1RB#12	21.63	PASS
Band2	5MHz	QPSK	18900	1RB#24	22.41	PASS
Band2	5MHz	16QAM	18900	1RB#24	21.58	PASS
Band2	5MHz	QPSK	18900	12RB#0	21.56	PASS
Band2	5MHz	16QAM	18900	12RB#0	20.63	PASS
Band2	5MHz	QPSK	18900	12RB#6	21.59	PASS
Band2	5MHz	16QAM	18900	12RB#6	20.65	PASS
Band2	5MHz	QPSK	18900	12RB#13	21.52	PASS
Band2	5MHz	16QAM	18900	12RB#13	20.54	PASS
Band2	5MHz	QPSK	18900	25RB#0	21.56	PASS
Band2	5MHz	16QAM	18900	25RB#0	20.58	PASS
Band2	5MHz	QPSK	19175	1RB#0	22.38	PASS
Band2	5MHz	16QAM	19175	1RB#0	21.31	PASS
Band2	5MHz	QPSK	19175	1RB#12	22.53	PASS
Band2	5MHz	16QAM	19175	1RB#12	21.37	PASS
Band2	5MHz	QPSK	19175	1RB#24	22.44	PASS
Band2	5MHz	16QAM	19175	1RB#24	21.31	PASS
Band2	5MHz	QPSK	19175	12RB#0	21.48	PASS
Band2	5MHz	16QAM	19175	12RB#0	20.49	PASS
Band2	5MHz	QPSK	19175	12RB#6	21.47	PASS
Band2	5MHz	16QAM	19175	12RB#6	20.48	PASS
Band2	5MHz	QPSK	19175	12RB#13	21.40	PASS

Band2	5MHz	16QAM	19175	12RB#13	20.43	PASS
Band2	5MHz	QPSK	19175	25RB#0	21.45	PASS
Band2	5MHz	16QAM	19175	25RB#0	20.54	PASS
Band2	10MHz	QPSK	18650	1RB#0	23.05	PASS
Band2	10MHz	16QAM	18650	1RB#0	22.11	PASS
Band2	10MHz	QPSK	18650	1RB#24	23.09	PASS
Band2	10MHz	16QAM	18650	1RB#24	22.07	PASS
Band2	10MHz	QPSK	18650	1RB#49	22.86	PASS
Band2	10MHz	16QAM	18650	1RB#49	21.96	PASS
Band2	10MHz	QPSK	18650	25RB#0	22.11	PASS
Band2	10MHz	16QAM	18650	25RB#0	21.10	PASS
Band2	10MHz	QPSK	18650	25RB#12	22.12	PASS
Band2	10MHz	16QAM	18650	25RB#12	21.09	PASS
Band2	10MHz	QPSK	18650	25RB#25	22.12	PASS
Band2	10MHz	16QAM	18650	25RB#25	21.14	PASS
Band2	10MHz	QPSK	18650	50RB#0	22.08	PASS
Band2	10MHz	16QAM	18650	50RB#0	21.12	PASS
Band2	10MHz	QPSK	18900	1RB#0	22.68	PASS
Band2	10MHz	16QAM	18900	1RB#0	21.48	PASS
Band2	10MHz	QPSK	18900	1RB#24	22.66	PASS
Band2	10MHz	16QAM	18900	1RB#24	21.63	PASS
Band2	10MHz	QPSK	18900	1RB#49	22.62	PASS
Band2	10MHz	16QAM	18900	1RB#49	21.51	PASS
Band2	10MHz	QPSK	18900	25RB#0	21.76	PASS
Band2	10MHz	16QAM	18900	25RB#0	20.79	PASS
Band2	10MHz	QPSK	18900	25RB#12	21.70	PASS
Band2	10MHz	16QAM	18900	25RB#12	20.79	PASS
Band2	10MHz	QPSK	18900	25RB#25	21.59	PASS
Band2	10MHz	16QAM	18900	25RB#25	20.68	PASS
Band2	10MHz	QPSK	18900	50RB#0	21.65	PASS
Band2	10MHz	16QAM	18900	50RB#0	20.70	PASS
Band2	10MHz	QPSK	19150	1RB#0	22.46	PASS
Band2	10MHz	16QAM	19150	1RB#0	21.50	PASS
Band2	10MHz	QPSK	19150	1RB#24	22.58	PASS
Band2	10MHz	16QAM	19150	1RB#24	21.50	PASS
Band2	10MHz	QPSK	19150	1RB#49	22.47	PASS
Band2	10MHz	16QAM	19150	1RB#49	21.55	PASS
Band2	10MHz	QPSK	19150	25RB#0	21.56	PASS
Band2	10MHz	16QAM	19150	25RB#0	20.57	PASS
Band2	10MHz	QPSK	19150	25RB#12	21.53	PASS
Band2	10MHz	16QAM	19150	25RB#12	20.59	PASS
Band2	10MHz	QPSK	19150	25RB#25	21.44	PASS

Band2	10MHz	16QAM	19150	25RB#25	20.45	PASS
Band2	10MHz	QPSK	19150	50RB#0	21.52	PASS
Band2	10MHz	16QAM	19150	50RB#0	20.55	PASS
Band2	15MHz	QPSK	18675	1RB#0	23.04	PASS
Band2	15MHz	16QAM	18675	1RB#0	22.07	PASS
Band2	15MHz	QPSK	18675	1RB#38	22.94	PASS
Band2	15MHz	16QAM	18675	1RB#38	22.05	PASS
Band2	15MHz	QPSK	18675	1RB#74	22.63	PASS
Band2	15MHz	16QAM	18675	1RB#74	21.71	PASS
Band2	15MHz	QPSK	18675	38RB#0	22.09	PASS
Band2	15MHz	16QAM	18675	38RB#0	22.06	PASS
Band2	15MHz	QPSK	18675	38RB#18	22.02	PASS
Band2	15MHz	16QAM	18675	38RB#18	22.03	PASS
Band2	15MHz	QPSK	18675	38RB#37	22.07	PASS
Band2	15MHz	16QAM	18675	38RB#37	22.03	PASS
Band2	15MHz	QPSK	18675	75RB#0	22.05	PASS
Band2	15MHz	16QAM	18675	75RB#0	20.99	PASS
Band2	15MHz	QPSK	18900	1RB#0	22.50	PASS
Band2	15MHz	16QAM	18900	1RB#0	21.65	PASS
Band2	15MHz	QPSK	18900	1RB#38	22.56	PASS
Band2	15MHz	16QAM	18900	1RB#38	21.71	PASS
Band2	15MHz	QPSK	18900	1RB#74	22.44	PASS
Band2	15MHz	16QAM	18900	1RB#74	21.59	PASS
Band2	15MHz	QPSK	18900	38RB#0	21.69	PASS
Band2	15MHz	16QAM	18900	38RB#0	21.69	PASS
Band2	15MHz	QPSK	18900	38RB#18	21.71	PASS
Band2	15MHz	16QAM	18900	38RB#18	21.73	PASS
Band2	15MHz	QPSK	18900	38RB#37	21.71	PASS
Band2	15MHz	16QAM	18900	38RB#37	21.74	PASS
Band2	15MHz	QPSK	18900	75RB#0	21.70	PASS
Band2	15MHz	16QAM	18900	75RB#0	20.73	PASS
Band2	15MHz	QPSK	19125	1RB#0	22.52	PASS
Band2	15MHz	16QAM	19125	1RB#0	21.61	PASS
Band2	15MHz	QPSK	19125	1RB#38	22.51	PASS
Band2	15MHz	16QAM	19125	1RB#38	21.55	PASS
Band2	15MHz	QPSK	19125	1RB#74	22.45	PASS
Band2	15MHz	16QAM	19125	1RB#74	21.49	PASS
Band2	15MHz	QPSK	19125	38RB#0	21.53	PASS
Band2	15MHz	16QAM	19125	38RB#0	21.58	PASS
Band2	15MHz	QPSK	19125	38RB#18	21.53	PASS
Band2	15MHz	16QAM	19125	38RB#18	21.54	PASS
Band2	15MHz	QPSK	19125	38RB#37	21.54	PASS

Band2	15MHz	16QAM	19125	38RB#37	21.53	PASS
Band2	15MHz	QPSK	19125	75RB#0	21.52	PASS
Band2	15MHz	16QAM	19125	75RB#0	20.50	PASS
Band2	20MHz	QPSK	18700	1RB#0	23.15	PASS
Band2	20MHz	16QAM	18700	1RB#0	21.95	PASS
Band2	20MHz	QPSK	18700	1RB#49	23.10	PASS
Band2	20MHz	16QAM	18700	1RB#49	21.93	PASS
Band2	20MHz	QPSK	18700	1RB#99	22.53	PASS
Band2	20MHz	16QAM	18700	1RB#99	21.40	PASS
Band2	20MHz	QPSK	18700	50RB#0	21.93	PASS
Band2	20MHz	16QAM	18700	50RB#0	20.98	PASS
Band2	20MHz	QPSK	18700	50RB#25	22.00	PASS
Band2	20MHz	16QAM	18700	50RB#25	21.00	PASS
Band2	20MHz	QPSK	18700	50RB#50	21.85	PASS
Band2	20MHz	16QAM	18700	50RB#50	20.91	PASS
Band2	20MHz	QPSK	18700	100RB#0	21.92	PASS
Band2	20MHz	16QAM	18700	100RB#0	20.94	PASS
Band2	20MHz	QPSK	18900	1RB#0	22.59	PASS
Band2	20MHz	16QAM	18900	1RB#0	21.73	PASS
Band2	20MHz	QPSK	18900	1RB#49	22.68	PASS
Band2	20MHz	16QAM	18900	1RB#49	21.91	PASS
Band2	20MHz	QPSK	18900	1RB#99	22.42	PASS
Band2	20MHz	16QAM	18900	1RB#99	21.57	PASS
Band2	20MHz	QPSK	18900	50RB#0	21.75	PASS
Band2	20MHz	16QAM	18900	50RB#0	20.86	PASS
Band2	20MHz	QPSK	18900	50RB#25	21.75	PASS
Band2	20MHz	16QAM	18900	50RB#25	20.79	PASS
Band2	20MHz	QPSK	18900	50RB#50	21.55	PASS
Band2	20MHz	16QAM	18900	50RB#50	20.60	PASS
Band2	20MHz	QPSK	18900	100RB#0	21.67	PASS
Band2	20MHz	16QAM	18900	100RB#0	20.70	PASS
Band2	20MHz	QPSK	19100	1RB#0	22.59	PASS
Band2	20MHz	16QAM	19100	1RB#0	21.52	PASS
Band2	20MHz	QPSK	19100	1RB#49	22.72	PASS
Band2	20MHz	16QAM	19100	1RB#49	21.60	PASS
Band2	20MHz	QPSK	19100	1RB#99	22.50	PASS
Band2	20MHz	16QAM	19100	1RB#99	21.33	PASS
Band2	20MHz	QPSK	19100	50RB#0	21.61	PASS
Band2	20MHz	16QAM	19100	50RB#0	20.65	PASS
Band2	20MHz	QPSK	19100	50RB#25	21.56	PASS
Band2	20MHz	16QAM	19100	50RB#25	20.63	PASS
Band2	20MHz	QPSK	19100	50RB#50	21.39	PASS

Band2	20MHz	16QAM	19100	50RB#50	20.46	PASS
Band2	20MHz	QPSK	19100	100RB#0	21.49	PASS
Band2	20MHz	16QAM	19100	100RB#0	20.53	PASS

LTE Band 4

Band	Bandwidth	Modulation	Channel	RB Configuration	Result(dBm)	Verdict
Band4	1.4MHz	QPSK	19957	1RB#0	23.80	PASS
Band4	1.4MHz	16QAM	19957	1RB#0	22.60	PASS
Band4	1.4MHz	QPSK	19957	1RB#2	23.96	PASS
Band4	1.4MHz	16QAM	19957	1RB#2	22.76	PASS
Band4	1.4MHz	QPSK	19957	1RB#5	23.78	PASS
Band4	1.4MHz	16QAM	19957	1RB#5	22.56	PASS
Band4	1.4MHz	QPSK	19957	3RB#0	23.76	PASS
Band4	1.4MHz	16QAM	19957	3RB#0	22.51	PASS
Band4	1.4MHz	QPSK	19957	3RB#1	23.76	PASS
Band4	1.4MHz	16QAM	19957	3RB#1	22.50	PASS
Band4	1.4MHz	QPSK	19957	3RB#3	23.73	PASS
Band4	1.4MHz	16QAM	19957	3RB#3	22.49	PASS
Band4	1.4MHz	QPSK	19957	6RB#0	22.91	PASS
Band4	1.4MHz	16QAM	19957	6RB#0	21.80	PASS
Band4	1.4MHz	QPSK	20175	1RB#0	23.77	PASS
Band4	1.4MHz	16QAM	20175	1RB#0	22.53	PASS
Band4	1.4MHz	QPSK	20175	1RB#2	23.87	PASS
Band4	1.4MHz	16QAM	20175	1RB#2	22.68	PASS
Band4	1.4MHz	QPSK	20175	1RB#5	23.80	PASS
Band4	1.4MHz	16QAM	20175	1RB#5	22.52	PASS
Band4	1.4MHz	QPSK	20175	3RB#0	23.77	PASS
Band4	1.4MHz	16QAM	20175	3RB#0	22.56	PASS
Band4	1.4MHz	QPSK	20175	3RB#1	23.79	PASS
Band4	1.4MHz	16QAM	20175	3RB#1	22.56	PASS
Band4	1.4MHz	QPSK	20175	3RB#3	23.76	PASS
Band4	1.4MHz	16QAM	20175	3RB#3	22.54	PASS
Band4	1.4MHz	QPSK	20175	6RB#0	22.82	PASS
Band4	1.4MHz	16QAM	20175	6RB#0	21.62	PASS
Band4	1.4MHz	QPSK	20393	1RB#0	24.06	PASS
Band4	1.4MHz	16QAM	20393	1RB#0	22.88	PASS
Band4	1.4MHz	QPSK	20393	1RB#2	24.23	PASS
Band4	1.4MHz	16QAM	20393	1RB#2	23.04	PASS
Band4	1.4MHz	QPSK	20393	1RB#5	24.06	PASS
Band4	1.4MHz	16QAM	20393	1RB#5	22.87	PASS

Band4	1.4MHz	QPSK	20393	3RB#0	24.08	PASS
Band4	1.4MHz	16QAM	20393	3RB#0	22.83	PASS
Band4	1.4MHz	QPSK	20393	3RB#1	24.06	PASS
Band4	1.4MHz	16QAM	20393	3RB#1	22.85	PASS
Band4	1.4MHz	QPSK	20393	3RB#3	24.08	PASS
Band4	1.4MHz	16QAM	20393	3RB#3	22.85	PASS
Band4	1.4MHz	QPSK	20393	6RB#0	23.18	PASS
Band4	1.4MHz	16QAM	20393	6RB#0	22.05	PASS
Band4	3MHz	QPSK	19965	1RB#0	23.79	PASS
Band4	3MHz	16QAM	19965	1RB#0	22.79	PASS
Band4	3MHz	QPSK	19965	1RB#8	23.82	PASS
Band4	3MHz	16QAM	19965	1RB#8	22.80	PASS
Band4	3MHz	QPSK	19965	1RB#14	23.86	PASS
Band4	3MHz	16QAM	19965	1RB#14	22.77	PASS
Band4	3MHz	QPSK	19965	8RB#0	22.86	PASS
Band4	3MHz	16QAM	19965	8RB#0	21.80	PASS
Band4	3MHz	QPSK	19965	8RB#4	22.80	PASS
Band4	3MHz	16QAM	19965	8RB#4	21.79	PASS
Band4	3MHz	QPSK	19965	8RB#7	22.86	PASS
Band4	3MHz	16QAM	19965	8RB#7	21.75	PASS
Band4	3MHz	QPSK	19965	15RB#0	22.72	PASS
Band4	3MHz	16QAM	19965	15RB#0	21.71	PASS
Band4	3MHz	QPSK	20175	1RB#0	23.87	PASS
Band4	3MHz	16QAM	20175	1RB#0	22.59	PASS
Band4	3MHz	QPSK	20175	1RB#8	23.81	PASS
Band4	3MHz	16QAM	20175	1RB#8	22.54	PASS
Band4	3MHz	QPSK	20175	1RB#14	23.86	PASS
Band4	3MHz	16QAM	20175	1RB#14	22.51	PASS
Band4	3MHz	QPSK	20175	8RB#0	22.82	PASS
Band4	3MHz	16QAM	20175	8RB#0	21.73	PASS
Band4	3MHz	QPSK	20175	8RB#4	22.81	PASS
Band4	3MHz	16QAM	20175	8RB#4	21.70	PASS
Band4	3MHz	QPSK	20175	8RB#7	22.72	PASS
Band4	3MHz	16QAM	20175	8RB#7	21.70	PASS
Band4	3MHz	QPSK	20175	15RB#0	22.73	PASS
Band4	3MHz	16QAM	20175	15RB#0	21.63	PASS
Band4	3MHz	QPSK	20385	1RB#0	24.13	PASS
Band4	3MHz	16QAM	20385	1RB#0	23.11	PASS
Band4	3MHz	QPSK	20385	1RB#8	24.08	PASS
Band4	3MHz	16QAM	20385	1RB#8	23.09	PASS
Band4	3MHz	QPSK	20385	1RB#14	24.14	PASS
Band4	3MHz	16QAM	20385	1RB#14	23.11	PASS

Band4	3MHz	QPSK	20385	8RB#0	23.15	PASS
Band4	3MHz	16QAM	20385	8RB#0	22.12	PASS
Band4	3MHz	QPSK	20385	8RB#4	23.14	PASS
Band4	3MHz	16QAM	20385	8RB#4	22.11	PASS
Band4	3MHz	QPSK	20385	8RB#7	23.14	PASS
Band4	3MHz	16QAM	20385	8RB#7	22.11	PASS
Band4	3MHz	QPSK	20385	15RB#0	23.12	PASS
Band4	3MHz	16QAM	20385	15RB#0	22.07	PASS
Band4	5MHz	QPSK	19975	1RB#0	23.85	PASS
Band4	5MHz	16QAM	19975	1RB#0	22.70	PASS
Band4	5MHz	QPSK	19975	1RB#12	23.98	PASS
Band4	5MHz	16QAM	19975	1RB#12	22.83	PASS
Band4	5MHz	QPSK	19975	1RB#24	23.91	PASS
Band4	5MHz	16QAM	19975	1RB#24	22.73	PASS
Band4	5MHz	QPSK	19975	12RB#0	22.79	PASS
Band4	5MHz	16QAM	19975	12RB#0	21.70	PASS
Band4	5MHz	QPSK	19975	12RB#6	22.79	PASS
Band4	5MHz	16QAM	19975	12RB#6	21.69	PASS
Band4	5MHz	QPSK	19975	12RB#13	22.87	PASS
Band4	5MHz	16QAM	19975	12RB#13	21.83	PASS
Band4	5MHz	QPSK	19975	25RB#0	22.83	PASS
Band4	5MHz	16QAM	19975	25RB#0	21.72	PASS
Band4	5MHz	QPSK	20175	1RB#0	23.72	PASS
Band4	5MHz	16QAM	20175	1RB#0	22.72	PASS
Band4	5MHz	QPSK	20175	1RB#12	23.80	PASS
Band4	5MHz	16QAM	20175	1RB#12	22.79	PASS
Band4	5MHz	QPSK	20175	1RB#24	23.69	PASS
Band4	5MHz	16QAM	20175	1RB#24	22.69	PASS
Band4	5MHz	QPSK	20175	12RB#0	22.78	PASS
Band4	5MHz	16QAM	20175	12RB#0	21.75	PASS
Band4	5MHz	QPSK	20175	12RB#6	22.77	PASS
Band4	5MHz	16QAM	20175	12RB#6	21.71	PASS
Band4	5MHz	QPSK	20175	12RB#13	22.72	PASS
Band4	5MHz	16QAM	20175	12RB#13	21.69	PASS
Band4	5MHz	QPSK	20175	25RB#0	22.78	PASS
Band4	5MHz	16QAM	20175	25RB#0	21.70	PASS
Band4	5MHz	QPSK	20375	1RB#0	24.08	PASS
Band4	5MHz	16QAM	20375	1RB#0	23.00	PASS
Band4	5MHz	QPSK	20375	1RB#12	24.21	PASS
Band4	5MHz	16QAM	20375	1RB#12	23.08	PASS
Band4	5MHz	QPSK	20375	1RB#24	24.12	PASS
Band4	5MHz	16QAM	20375	1RB#24	22.97	PASS

Band4	5MHz	QPSK	20375	12RB#0	23.08	PASS
Band4	5MHz	16QAM	20375	12RB#0	22.01	PASS
Band4	5MHz	QPSK	20375	12RB#6	23.15	PASS
Band4	5MHz	16QAM	20375	12RB#6	22.04	PASS
Band4	5MHz	QPSK	20375	12RB#13	23.13	PASS
Band4	5MHz	16QAM	20375	12RB#13	22.04	PASS
Band4	5MHz	QPSK	20375	25RB#0	23.08	PASS
Band4	5MHz	16QAM	20375	25RB#0	22.09	PASS
Band4	10MHz	QPSK	20000	1RB#0	23.84	PASS
Band4	10MHz	16QAM	20000	1RB#0	22.81	PASS
Band4	10MHz	QPSK	20000	1RB#24	24.20	PASS
Band4	10MHz	16QAM	20000	1RB#24	22.98	PASS
Band4	10MHz	QPSK	20000	1RB#49	23.84	PASS
Band4	10MHz	16QAM	20000	1RB#49	22.81	PASS
Band4	10MHz	QPSK	20000	25RB#0	22.85	PASS
Band4	10MHz	16QAM	20000	25RB#0	21.76	PASS
Band4	10MHz	QPSK	20000	25RB#12	22.84	PASS
Band4	10MHz	16QAM	20000	25RB#12	21.79	PASS
Band4	10MHz	QPSK	20000	25RB#25	23.03	PASS
Band4	10MHz	16QAM	20000	25RB#25	21.97	PASS
Band4	10MHz	QPSK	20000	50RB#0	22.94	PASS
Band4	10MHz	16QAM	20000	50RB#0	21.89	PASS
Band4	10MHz	QPSK	20175	1RB#0	23.92	PASS
Band4	10MHz	16QAM	20175	1RB#0	22.64	PASS
Band4	10MHz	QPSK	20175	1RB#24	24.01	PASS
Band4	10MHz	16QAM	20175	1RB#24	22.73	PASS
Band4	10MHz	QPSK	20175	1RB#49	23.81	PASS
Band4	10MHz	16QAM	20175	1RB#49	22.49	PASS
Band4	10MHz	QPSK	20175	25RB#0	22.96	PASS
Band4	10MHz	16QAM	20175	25RB#0	21.86	PASS
Band4	10MHz	QPSK	20175	25RB#12	22.90	PASS
Band4	10MHz	16QAM	20175	25RB#12	21.87	PASS
Band4	10MHz	QPSK	20175	25RB#25	22.71	PASS
Band4	10MHz	16QAM	20175	25RB#25	21.74	PASS
Band4	10MHz	QPSK	20175	50RB#0	22.78	PASS
Band4	10MHz	16QAM	20175	50RB#0	21.80	PASS
Band4	10MHz	QPSK	20350	1RB#0	24.10	PASS
Band4	10MHz	16QAM	20350	1RB#0	23.05	PASS
Band4	10MHz	QPSK	20350	1RB#24	24.08	PASS
Band4	10MHz	16QAM	20350	1RB#24	23.27	PASS
Band4	10MHz	QPSK	20350	1RB#49	24.18	PASS
Band4	10MHz	16QAM	20350	1RB#49	23.16	PASS

Band4	10MHz	QPSK	20350	25RB#0	23.19	PASS
Band4	10MHz	16QAM	20350	25RB#0	22.16	PASS
Band4	10MHz	QPSK	20350	25RB#12	23.18	PASS
Band4	10MHz	16QAM	20350	25RB#12	22.14	PASS
Band4	10MHz	QPSK	20350	25RB#25	23.19	PASS
Band4	10MHz	16QAM	20350	25RB#25	21.02	PASS
Band4	10MHz	QPSK	20350	50RB#0	21.05	PASS
Band4	10MHz	16QAM	20350	50RB#0	20.99	PASS
Band4	15MHz	QPSK	20025	1RB#0	23.85	PASS
Band4	15MHz	16QAM	20025	1RB#0	22.86	PASS
Band4	15MHz	QPSK	20025	1RB#38	23.95	PASS
Band4	15MHz	16QAM	20025	1RB#38	22.97	PASS
Band4	15MHz	QPSK	20025	1RB#74	23.78	PASS
Band4	15MHz	16QAM	20025	1RB#74	22.81	PASS
Band4	15MHz	QPSK	20025	38RB#0	23.08	PASS
Band4	15MHz	16QAM	20025	38RB#0	23.06	PASS
Band4	15MHz	QPSK	20025	38RB#18	23.06	PASS
Band4	15MHz	16QAM	20025	38RB#18	23.06	PASS
Band4	15MHz	QPSK	20025	38RB#37	23.06	PASS
Band4	15MHz	16QAM	20025	38RB#37	23.07	PASS
Band4	15MHz	QPSK	20025	75RB#0	23.07	PASS
Band4	15MHz	16QAM	20025	75RB#0	21.92	PASS
Band4	15MHz	QPSK	20175	1RB#0	23.87	PASS
Band4	15MHz	16QAM	20175	1RB#0	22.82	PASS
Band4	15MHz	QPSK	20175	1RB#38	23.84	PASS
Band4	15MHz	16QAM	20175	1RB#38	22.79	PASS
Band4	15MHz	QPSK	20175	1RB#74	23.69	PASS
Band4	15MHz	16QAM	20175	1RB#74	22.67	PASS
Band4	15MHz	QPSK	20175	38RB#0	22.96	PASS
Band4	15MHz	16QAM	20175	38RB#0	22.93	PASS
Band4	15MHz	QPSK	20175	38RB#18	22.92	PASS
Band4	15MHz	16QAM	20175	38RB#18	22.95	PASS
Band4	15MHz	QPSK	20175	38RB#37	22.93	PASS
Band4	15MHz	16QAM	20175	38RB#37	22.91	PASS
Band4	15MHz	QPSK	20175	75RB#0	22.93	PASS
Band4	15MHz	16QAM	20175	75RB#0	21.83	PASS
Band4	15MHz	QPSK	20325	1RB#0	23.94	PASS
Band4	15MHz	16QAM	20325	1RB#0	22.96	PASS
Band4	15MHz	QPSK	20325	1RB#38	24.13	PASS
Band4	15MHz	16QAM	20325	1RB#38	23.09	PASS
Band4	15MHz	QPSK	20325	1RB#74	24.07	PASS
Band4	15MHz	16QAM	20325	1RB#74	22.97	PASS

Band4	15MHz	QPSK	20325	38RB#0	23.20	PASS
Band4	15MHz	16QAM	20325	38RB#0	23.19	PASS
Band4	15MHz	QPSK	20325	38RB#18	23.23	PASS
Band4	15MHz	16QAM	20325	38RB#18	23.21	PASS
Band4	15MHz	QPSK	20325	38RB#37	23.19	PASS
Band4	15MHz	16QAM	20325	38RB#37	23.23	PASS
Band4	15MHz	QPSK	20325	75RB#0	23.19	PASS
Band4	15MHz	16QAM	20325	75RB#0	22.11	PASS
Band4	20MHz	QPSK	20050	1RB#0	23.92	PASS
Band4	20MHz	16QAM	20050	1RB#0	22.72	PASS
Band4	20MHz	QPSK	20050	1RB#49	24.37	PASS
Band4	20MHz	16QAM	20050	1RB#49	22.96	PASS
Band4	20MHz	QPSK	20050	1RB#99	23.82	PASS
Band4	20MHz	16QAM	20050	1RB#99	22.69	PASS
Band4	20MHz	QPSK	20050	50RB#0	22.78	PASS
Band4	20MHz	16QAM	20050	50RB#0	21.74	PASS
Band4	20MHz	QPSK	20050	50RB#25	22.79	PASS
Band4	20MHz	16QAM	20050	50RB#25	21.77	PASS
Band4	20MHz	QPSK	20050	50RB#50	22.86	PASS
Band4	20MHz	16QAM	20050	50RB#50	21.85	PASS
Band4	20MHz	QPSK	20050	100RB#0	22.82	PASS
Band4	20MHz	16QAM	20050	100RB#0	21.77	PASS
Band4	20MHz	QPSK	20175	1RB#0	23.87	PASS
Band4	20MHz	16QAM	20175	1RB#0	22.71	PASS
Band4	20MHz	QPSK	20175	1RB#49	23.98	PASS
Band4	20MHz	16QAM	20175	1RB#49	22.81	PASS
Band4	20MHz	QPSK	20175	1RB#99	23.77	PASS
Band4	20MHz	16QAM	20175	1RB#99	22.58	PASS
Band4	20MHz	QPSK	20175	50RB#0	22.90	PASS
Band4	20MHz	16QAM	20175	50RB#0	21.85	PASS
Band4	20MHz	QPSK	20175	50RB#25	22.89	PASS
Band4	20MHz	16QAM	20175	50RB#25	21.86	PASS
Band4	20MHz	QPSK	20175	50RB#50	22.71	PASS
Band4	20MHz	16QAM	20175	50RB#50	21.70	PASS
Band4	20MHz	QPSK	20175	100RB#0	22.82	PASS
Band4	20MHz	16QAM	20175	100RB#0	21.80	PASS
Band4	20MHz	QPSK	20300	1RB#0	23.91	PASS
Band4	20MHz	16QAM	20300	1RB#0	22.72	PASS
Band4	20MHz	QPSK	20300	1RB#49	24.23	PASS
Band4	20MHz	16QAM	20300	1RB#49	22.93	PASS
Band4	20MHz	QPSK	20300	1RB#99	24.01	PASS
Band4	20MHz	16QAM	20300	1RB#99	22.87	PASS

Band4	20MHz	QPSK	20300	50RB#0	23.02	PASS
Band4	20MHz	16QAM	20300	50RB#0	21.97	PASS
Band4	20MHz	QPSK	20300	50RB#25	23.02	PASS
Band4	20MHz	16QAM	20300	50RB#25	22.00	PASS
Band4	20MHz	QPSK	20300	50RB#50	23.01	PASS
Band4	20MHz	16QAM	20300	50RB#50	22.00	PASS
Band4	20MHz	QPSK	20300	100RB#0	22.97	PASS
Band4	20MHz	16QAM	20300	100RB#0	21.98	PASS

LTE Band 5

Band	Bandwidth	Modulation	Channel	RB Configuration	Result(dBm)	Verdict
Band5	1.4MHz	QPSK	20407	1RB#0	23.63	PASS
Band5	1.4MHz	16QAM	20407	1RB#0	22.54	PASS
Band5	1.4MHz	QPSK	20407	1RB#2	23.75	PASS
Band5	1.4MHz	16QAM	20407	1RB#2	22.70	PASS
Band5	1.4MHz	QPSK	20407	1RB#5	23.56	PASS
Band5	1.4MHz	16QAM	20407	1RB#5	22.50	PASS
Band5	1.4MHz	QPSK	20407	3RB#0	23.71	PASS
Band5	1.4MHz	16QAM	20407	3RB#0	22.49	PASS
Band5	1.4MHz	QPSK	20407	3RB#1	23.68	PASS
Band5	1.4MHz	16QAM	20407	3RB#1	22.47	PASS
Band5	1.4MHz	QPSK	20407	3RB#3	23.65	PASS
Band5	1.4MHz	16QAM	20407	3RB#3	22.45	PASS
Band5	1.4MHz	QPSK	20407	6RB#0	22.67	PASS
Band5	1.4MHz	16QAM	20407	6RB#0	21.67	PASS
Band5	1.4MHz	QPSK	20525	1RB#0	23.56	PASS
Band5	1.4MHz	16QAM	20525	1RB#0	22.49	PASS
Band5	1.4MHz	QPSK	20525	1RB#2	23.65	PASS
Band5	1.4MHz	16QAM	20525	1RB#2	22.59	PASS
Band5	1.4MHz	QPSK	20525	1RB#5	23.48	PASS
Band5	1.4MHz	16QAM	20525	1RB#5	22.45	PASS
Band5	1.4MHz	QPSK	20525	3RB#0	23.59	PASS
Band5	1.4MHz	16QAM	20525	3RB#0	22.42	PASS
Band5	1.4MHz	QPSK	20525	3RB#1	23.60	PASS
Band5	1.4MHz	16QAM	20525	3RB#1	22.42	PASS
Band5	1.4MHz	QPSK	20525	3RB#3	23.55	PASS
Band5	1.4MHz	16QAM	20525	3RB#3	22.49	PASS
Band5	1.4MHz	QPSK	20525	6RB#0	22.68	PASS
Band5	1.4MHz	16QAM	20525	6RB#0	21.64	PASS
Band5	1.4MHz	QPSK	20643	1RB#0	23.63	PASS
Band5	1.4MHz	16QAM	20643	1RB#0	22.56	PASS

Band5	1.4MHz	QPSK	20643	1RB#2	23.76	PASS
Band5	1.4MHz	16QAM	20643	1RB#2	22.69	PASS
Band5	1.4MHz	QPSK	20643	1RB#5	23.61	PASS
Band5	1.4MHz	16QAM	20643	1RB#5	22.47	PASS
Band5	1.4MHz	QPSK	20643	3RB#0	23.68	PASS
Band5	1.4MHz	16QAM	20643	3RB#0	22.45	PASS
Band5	1.4MHz	QPSK	20643	3RB#1	23.70	PASS
Band5	1.4MHz	16QAM	20643	3RB#1	22.42	PASS
Band5	1.4MHz	QPSK	20643	3RB#3	23.66	PASS
Band5	1.4MHz	16QAM	20643	3RB#3	22.44	PASS
Band5	1.4MHz	QPSK	20643	6RB#0	22.71	PASS
Band5	1.4MHz	16QAM	20643	6RB#0	21.68	PASS
Band5	3MHz	QPSK	20415	1RB#0	23.77	PASS
Band5	3MHz	16QAM	20415	1RB#0	22.76	PASS
Band5	3MHz	QPSK	20415	1RB#8	23.67	PASS
Band5	3MHz	16QAM	20415	1RB#8	22.68	PASS
Band5	3MHz	QPSK	20415	1RB#14	23.68	PASS
Band5	3MHz	16QAM	20415	1RB#14	22.70	PASS
Band5	3MHz	QPSK	20415	8RB#0	22.70	PASS
Band5	3MHz	16QAM	20415	8RB#0	21.72	PASS
Band5	3MHz	QPSK	20415	8RB#4	22.71	PASS
Band5	3MHz	16QAM	20415	8RB#4	21.67	PASS
Band5	3MHz	QPSK	20415	8RB#7	22.67	PASS
Band5	3MHz	16QAM	20415	8RB#7	21.63	PASS
Band5	3MHz	QPSK	20415	15RB#0	22.68	PASS
Band5	3MHz	16QAM	20415	15RB#0	21.66	PASS
Band5	3MHz	QPSK	20525	1RB#0	23.64	PASS
Band5	3MHz	16QAM	20525	1RB#0	22.69	PASS
Band5	3MHz	QPSK	20525	1RB#8	23.66	PASS
Band5	3MHz	16QAM	20525	1RB#8	22.64	PASS
Band5	3MHz	QPSK	20525	1RB#14	23.68	PASS
Band5	3MHz	16QAM	20525	1RB#14	22.72	PASS
Band5	3MHz	QPSK	20525	8RB#0	22.61	PASS
Band5	3MHz	16QAM	20525	8RB#0	21.66	PASS
Band5	3MHz	QPSK	20525	8RB#4	22.64	PASS
Band5	3MHz	16QAM	20525	8RB#4	21.65	PASS
Band5	3MHz	QPSK	20525	8RB#7	22.67	PASS
Band5	3MHz	16QAM	20525	8RB#7	21.70	PASS
Band5	3MHz	QPSK	20525	15RB#0	22.67	PASS
Band5	3MHz	16QAM	20525	15RB#0	21.66	PASS
Band5	3MHz	QPSK	20635	1RB#0	23.77	PASS
Band5	3MHz	16QAM	20635	1RB#0	22.75	PASS

Band5	3MHz	QPSK	20635	1RB#8	23.72	PASS
Band5	3MHz	16QAM	20635	1RB#8	22.69	PASS
Band5	3MHz	QPSK	20635	1RB#14	23.69	PASS
Band5	3MHz	16QAM	20635	1RB#14	22.70	PASS
Band5	3MHz	QPSK	20635	8RB#0	22.79	PASS
Band5	3MHz	16QAM	20635	8RB#0	21.70	PASS
Band5	3MHz	QPSK	20635	8RB#4	22.77	PASS
Band5	3MHz	16QAM	20635	8RB#4	21.76	PASS
Band5	3MHz	QPSK	20635	8RB#7	22.72	PASS
Band5	3MHz	16QAM	20635	8RB#7	21.67	PASS
Band5	3MHz	QPSK	20635	15RB#0	22.69	PASS
Band5	3MHz	16QAM	20635	15RB#0	21.68	PASS
Band5	5MHz	QPSK	20425	1RB#0	23.72	PASS
Band5	5MHz	16QAM	20425	1RB#0	22.63	PASS
Band5	5MHz	QPSK	20425	1RB#12	23.78	PASS
Band5	5MHz	16QAM	20425	1RB#12	22.63	PASS
Band5	5MHz	QPSK	20425	1RB#24	23.69	PASS
Band5	5MHz	16QAM	20425	1RB#24	22.61	PASS
Band5	5MHz	QPSK	20425	12RB#0	22.70	PASS
Band5	5MHz	16QAM	20425	12RB#0	21.62	PASS
Band5	5MHz	QPSK	20425	12RB#6	22.67	PASS
Band5	5MHz	16QAM	20425	12RB#6	21.64	PASS
Band5	5MHz	QPSK	20425	12RB#13	22.64	PASS
Band5	5MHz	16QAM	20425	12RB#13	21.58	PASS
Band5	5MHz	QPSK	20425	25RB#0	22.67	PASS
Band5	5MHz	16QAM	20425	25RB#0	21.66	PASS
Band5	5MHz	QPSK	20525	1RB#0	23.59	PASS
Band5	5MHz	16QAM	20525	1RB#0	22.67	PASS
Band5	5MHz	QPSK	20525	1RB#12	23.71	PASS
Band5	5MHz	16QAM	20525	1RB#12	22.77	PASS
Band5	5MHz	QPSK	20525	1RB#24	23.64	PASS
Band5	5MHz	16QAM	20525	1RB#24	22.71	PASS
Band5	5MHz	QPSK	20525	12RB#0	22.70	PASS
Band5	5MHz	16QAM	20525	12RB#0	21.67	PASS
Band5	5MHz	QPSK	20525	12RB#6	22.67	PASS
Band5	5MHz	16QAM	20525	12RB#6	21.69	PASS
Band5	5MHz	QPSK	20525	12RB#13	22.70	PASS
Band5	5MHz	16QAM	20525	12RB#13	21.64	PASS
Band5	5MHz	QPSK	20525	25RB#0	22.69	PASS
Band5	5MHz	16QAM	20525	25RB#0	21.67	PASS
Band5	5MHz	QPSK	20625	1RB#0	23.75	PASS
Band5	5MHz	16QAM	20625	1RB#0	22.65	PASS

Band5	5MHz	QPSK	20625	1RB#12	23.81	PASS
Band5	5MHz	16QAM	20625	1RB#12	22.74	PASS
Band5	5MHz	QPSK	20625	1RB#24	23.71	PASS
Band5	5MHz	16QAM	20625	1RB#24	22.65	PASS
Band5	5MHz	QPSK	20625	12RB#0	22.83	PASS
Band5	5MHz	16QAM	20625	12RB#0	21.72	PASS
Band5	5MHz	QPSK	20625	12RB#6	22.81	PASS
Band5	5MHz	16QAM	20625	12RB#6	21.73	PASS
Band5	5MHz	QPSK	20625	12RB#13	22.63	PASS
Band5	5MHz	16QAM	20625	12RB#13	21.55	PASS
Band5	5MHz	QPSK	20625	25RB#0	22.68	PASS
Band5	5MHz	16QAM	20625	25RB#0	21.71	PASS
Band5	10MHz	QPSK	20450	1RB#0	23.74	PASS
Band5	10MHz	16QAM	20450	1RB#0	22.75	PASS
Band5	10MHz	QPSK	20450	1RB#24	23.79	PASS
Band5	10MHz	16QAM	20450	1RB#24	22.85	PASS
Band5	10MHz	QPSK	20450	1RB#49	23.67	PASS
Band5	10MHz	16QAM	20450	1RB#49	22.70	PASS
Band5	10MHz	QPSK	20450	25RB#0	22.74	PASS
Band5	10MHz	16QAM	20450	25RB#0	21.67	PASS
Band5	10MHz	QPSK	20450	25RB#12	22.70	PASS
Band5	10MHz	16QAM	20450	25RB#12	21.65	PASS
Band5	10MHz	QPSK	20450	25RB#25	22.65	PASS
Band5	10MHz	16QAM	20450	25RB#25	21.63	PASS
Band5	10MHz	QPSK	20450	50RB#0	22.69	PASS
Band5	10MHz	16QAM	20450	50RB#0	21.61	PASS
Band5	10MHz	QPSK	20525	1RB#0	23.72	PASS
Band5	10MHz	16QAM	20525	1RB#0	22.73	PASS
Band5	10MHz	QPSK	20525	1RB#24	23.81	PASS
Band5	10MHz	16QAM	20525	1RB#24	22.80	PASS
Band5	10MHz	QPSK	20525	1RB#49	23.66	PASS
Band5	10MHz	16QAM	20525	1RB#49	22.70	PASS
Band5	10MHz	QPSK	20525	25RB#0	22.76	PASS
Band5	10MHz	16QAM	20525	25RB#0	21.76	PASS
Band5	10MHz	QPSK	20525	25RB#12	22.80	PASS
Band5	10MHz	16QAM	20525	25RB#12	21.75	PASS
Band5	10MHz	QPSK	20525	25RB#25	22.68	PASS
Band5	10MHz	16QAM	20525	25RB#25	21.71	PASS
Band5	10MHz	QPSK	20525	50RB#0	22.77	PASS
Band5	10MHz	16QAM	20525	50RB#0	21.71	PASS
Band5	10MHz	QPSK	20600	1RB#0	23.71	PASS
Band5	10MHz	16QAM	20600	1RB#0	22.77	PASS

Band5	10MHz	QPSK	20600	1RB#24	23.76	PASS
Band5	10MHz	16QAM	20600	1RB#24	22.83	PASS
Band5	10MHz	QPSK	20600	1RB#49	23.72	PASS
Band5	10MHz	16QAM	20600	1RB#49	22.72	PASS
Band5	10MHz	QPSK	20600	25RB#0	22.81	PASS
Band5	10MHz	16QAM	20600	25RB#0	21.72	PASS
Band5	10MHz	QPSK	20600	25RB#12	22.75	PASS
Band5	10MHz	16QAM	20600	25RB#12	21.71	PASS
Band5	10MHz	QPSK	20600	25RB#25	22.61	PASS
Band5	10MHz	16QAM	20600	25RB#25	21.57	PASS
Band5	10MHz	QPSK	20600	50RB#0	22.73	PASS
Band5	10MHz	16QAM	20600	50RB#0	21.66	PASS

LTE Band 7

Band	Bandwidth	Modulation	Channel	RB Configuration	Result(dBm)	Verdict
Band7	5MHz	QPSK	20775	1RB#0	22.54	PASS
Band7	5MHz	16QAM	20775	1RB#0	21.50	PASS
Band7	5MHz	QPSK	20775	1RB#12	22.72	PASS
Band7	5MHz	16QAM	20775	1RB#12	21.63	PASS
Band7	5MHz	QPSK	20775	1RB#24	22.57	PASS
Band7	5MHz	16QAM	20775	1RB#24	21.51	PASS
Band7	5MHz	QPSK	20775	12RB#0	21.60	PASS
Band7	5MHz	16QAM	20775	12RB#0	20.53	PASS
Band7	5MHz	QPSK	20775	12RB#6	21.65	PASS
Band7	5MHz	16QAM	20775	12RB#6	20.51	PASS
Band7	5MHz	QPSK	20775	12RB#13	21.61	PASS
Band7	5MHz	16QAM	20775	12RB#13	20.57	PASS
Band7	5MHz	QPSK	20775	25RB#0	21.62	PASS
Band7	5MHz	16QAM	20775	25RB#0	20.63	PASS
Band7	5MHz	QPSK	21100	1RB#0	22.21	PASS
Band7	5MHz	16QAM	21100	1RB#0	21.34	PASS
Band7	5MHz	QPSK	21100	1RB#12	22.31	PASS
Band7	5MHz	16QAM	21100	1RB#12	21.38	PASS
Band7	5MHz	QPSK	21100	1RB#24	22.18	PASS
Band7	5MHz	16QAM	21100	1RB#24	21.30	PASS
Band7	5MHz	QPSK	21100	12RB#0	21.37	PASS
Band7	5MHz	16QAM	21100	12RB#0	20.36	PASS
Band7	5MHz	QPSK	21100	12RB#6	21.37	PASS
Band7	5MHz	16QAM	21100	12RB#6	20.42	PASS
Band7	5MHz	QPSK	21100	12RB#13	21.25	PASS
Band7	5MHz	16QAM	21100	12RB#13	21.29	PASS

Band7	5MHz	QPSK	21100	25RB#0	21.30	PASS
Band7	5MHz	16QAM	21100	25RB#0	20.34	PASS
Band7	5MHz	QPSK	21425	1RB#0	22.43	PASS
Band7	5MHz	16QAM	21425	1RB#0	21.32	PASS
Band7	5MHz	QPSK	21425	1RB#12	22.59	PASS
Band7	5MHz	16QAM	21425	1RB#12	21.49	PASS
Band7	5MHz	QPSK	21425	1RB#24	22.51	PASS
Band7	5MHz	16QAM	21425	1RB#24	21.37	PASS
Band7	5MHz	QPSK	21425	12RB#0	21.55	PASS
Band7	5MHz	16QAM	21425	12RB#0	20.63	PASS
Band7	5MHz	QPSK	21425	12RB#6	21.54	PASS
Band7	5MHz	16QAM	21425	12RB#6	20.57	PASS
Band7	5MHz	QPSK	21425	12RB#13	21.47	PASS
Band7	5MHz	16QAM	21425	12RB#13	20.48	PASS
Band7	5MHz	QPSK	21425	25RB#0	21.53	PASS
Band7	5MHz	16QAM	21425	25RB#0	20.59	PASS
Band7	10MHz	QPSK	20800	1RB#0	22.64	PASS
Band7	10MHz	16QAM	20800	1RB#0	21.69	PASS
Band7	10MHz	QPSK	20800	1RB#24	22.76	PASS
Band7	10MHz	16QAM	20800	1RB#24	21.90	PASS
Band7	10MHz	QPSK	20800	1RB#49	22.58	PASS
Band7	10MHz	16QAM	20800	1RB#49	21.66	PASS
Band7	10MHz	QPSK	20800	25RB#0	21.71	PASS
Band7	10MHz	16QAM	20800	25RB#0	20.70	PASS
Band7	10MHz	QPSK	20800	25RB#12	21.72	PASS
Band7	10MHz	16QAM	20800	25RB#12	20.73	PASS
Band7	10MHz	QPSK	20800	25RB#25	21.75	PASS
Band7	10MHz	16QAM	20800	25RB#25	20.76	PASS
Band7	10MHz	QPSK	20800	50RB#0	21.70	PASS
Band7	10MHz	16QAM	20800	50RB#0	20.71	PASS
Band7	10MHz	QPSK	21100	1RB#0	22.39	PASS
Band7	10MHz	16QAM	21100	1RB#0	21.25	PASS
Band7	10MHz	QPSK	21100	1RB#24	22.54	PASS
Band7	10MHz	16QAM	21100	1RB#24	21.24	PASS
Band7	10MHz	QPSK	21100	1RB#49	22.29	PASS
Band7	10MHz	16QAM	21100	1RB#49	21.16	PASS
Band7	10MHz	QPSK	21100	25RB#0	21.50	PASS
Band7	10MHz	16QAM	21100	25RB#0	20.50	PASS
Band7	10MHz	QPSK	21100	25RB#12	21.49	PASS
Band7	10MHz	16QAM	21100	25RB#12	20.58	PASS
Band7	10MHz	QPSK	21100	25RB#25	21.35	PASS
Band7	10MHz	16QAM	21100	25RB#25	20.42	PASS

Band7	10MHz	QPSK	21100	50RB#0	21.44	PASS
Band7	10MHz	16QAM	21100	50RB#0	20.48	PASS
Band7	10MHz	QPSK	21400	1RB#0	22.47	PASS
Band7	10MHz	16QAM	21400	1RB#0	21.19	PASS
Band7	10MHz	QPSK	21400	1RB#24	22.64	PASS
Band7	10MHz	16QAM	21400	1RB#24	21.38	PASS
Band7	10MHz	QPSK	21400	1RB#49	22.57	PASS
Band7	10MHz	16QAM	21400	1RB#49	21.33	PASS
Band7	10MHz	QPSK	21400	25RB#0	21.59	PASS
Band7	10MHz	16QAM	21400	25RB#0	20.63	PASS
Band7	10MHz	QPSK	21400	25RB#12	21.58	PASS
Band7	10MHz	16QAM	21400	25RB#12	20.68	PASS
Band7	10MHz	QPSK	21400	25RB#25	21.52	PASS
Band7	10MHz	16QAM	21400	25RB#25	20.59	PASS
Band7	10MHz	QPSK	21400	50RB#0	21.57	PASS
Band7	10MHz	16QAM	21400	50RB#0	20.61	PASS
Band7	15MHz	QPSK	20825	1RB#0	22.64	PASS
Band7	15MHz	16QAM	20825	1RB#0	21.65	PASS
Band7	15MHz	QPSK	20825	1RB#38	22.67	PASS
Band7	15MHz	16QAM	20825	1RB#38	21.75	PASS
Band7	15MHz	QPSK	20825	1RB#74	22.46	PASS
Band7	15MHz	16QAM	20825	1RB#74	21.49	PASS
Band7	15MHz	QPSK	20825	38RB#0	21.73	PASS
Band7	15MHz	16QAM	20825	38RB#0	21.69	PASS
Band7	15MHz	QPSK	20825	38RB#18	21.68	PASS
Band7	15MHz	16QAM	20825	38RB#18	21.73	PASS
Band7	15MHz	QPSK	20825	38RB#37	21.72	PASS
Band7	15MHz	16QAM	20825	38RB#37	21.72	PASS
Band7	15MHz	QPSK	20825	75RB#0	21.73	PASS
Band7	15MHz	16QAM	20825	75RB#0	20.69	PASS
Band7	15MHz	QPSK	21100	1RB#0	22.32	PASS
Band7	15MHz	16QAM	21100	1RB#0	21.41	PASS
Band7	15MHz	QPSK	21100	1RB#38	22.29	PASS
Band7	15MHz	16QAM	21100	1RB#38	21.44	PASS
Band7	15MHz	QPSK	21100	1RB#74	22.14	PASS
Band7	15MHz	16QAM	21100	1RB#74	21.31	PASS
Band7	15MHz	QPSK	21100	38RB#0	21.46	PASS
Band7	15MHz	16QAM	21100	38RB#0	21.43	PASS
Band7	15MHz	QPSK	21100	38RB#18	21.40	PASS
Band7	15MHz	16QAM	21100	38RB#18	21.41	PASS
Band7	15MHz	QPSK	21100	38RB#37	21.42	PASS
Band7	15MHz	16QAM	21100	38RB#37	21.41	PASS

Band7	15MHz	QPSK	21100	75RB#0	21.41	PASS
Band7	15MHz	16QAM	21100	75RB#0	20.46	PASS
Band7	15MHz	QPSK	21375	1RB#0	22.38	PASS
Band7	15MHz	16QAM	21375	1RB#0	21.16	PASS
Band7	15MHz	QPSK	21375	1RB#38	22.52	PASS
Band7	15MHz	16QAM	21375	1RB#38	21.31	PASS
Band7	15MHz	QPSK	21375	1RB#74	22.50	PASS
Band7	15MHz	16QAM	21375	1RB#74	21.19	PASS
Band7	15MHz	QPSK	21375	38RB#0	21.56	PASS
Band7	15MHz	16QAM	21375	38RB#0	21.50	PASS
Band7	15MHz	QPSK	21375	38RB#18	21.51	PASS
Band7	15MHz	16QAM	21375	38RB#18	21.52	PASS
Band7	15MHz	QPSK	21375	38RB#37	21.52	PASS
Band7	15MHz	16QAM	21375	38RB#37	21.54	PASS
Band7	15MHz	QPSK	21375	75RB#0	21.54	PASS
Band7	15MHz	16QAM	21375	75RB#0	20.52	PASS
Band7	20MHz	QPSK	20850	1RB#0	22.66	PASS
Band7	20MHz	16QAM	20850	1RB#0	21.51	PASS
Band7	20MHz	QPSK	20850	1RB#49	22.79	PASS
Band7	20MHz	16QAM	20850	1RB#49	21.66	PASS
Band7	20MHz	QPSK	20850	1RB#99	22.37	PASS
Band7	20MHz	16QAM	20850	1RB#99	21.28	PASS
Band7	20MHz	QPSK	20850	50RB#0	21.65	PASS
Band7	20MHz	16QAM	20850	50RB#0	20.66	PASS
Band7	20MHz	QPSK	20850	50RB#25	21.65	PASS
Band7	20MHz	16QAM	20850	50RB#25	20.67	PASS
Band7	20MHz	QPSK	20850	50RB#50	21.69	PASS
Band7	20MHz	16QAM	20850	50RB#50	20.67	PASS
Band7	20MHz	QPSK	20850	100RB#0	21.66	PASS
Band7	20MHz	16QAM	20850	100RB#0	20.69	PASS
Band7	20MHz	QPSK	21100	1RB#0	22.42	PASS
Band7	20MHz	16QAM	21100	1RB#0	21.52	PASS
Band7	20MHz	QPSK	21100	1RB#49	22.46	PASS
Band7	20MHz	16QAM	21100	1RB#49	21.61	PASS
Band7	20MHz	QPSK	21100	1RB#99	22.20	PASS
Band7	20MHz	16QAM	21100	1RB#99	21.34	PASS
Band7	20MHz	QPSK	21100	50RB#0	21.55	PASS
Band7	20MHz	16QAM	21100	50RB#0	20.59	PASS
Band7	20MHz	QPSK	21100	50RB#25	21.55	PASS
Band7	20MHz	16QAM	21100	50RB#25	20.62	PASS
Band7	20MHz	QPSK	21100	50RB#50	21.33	PASS
Band7	20MHz	16QAM	21100	50RB#50	20.36	PASS

Band7	20MHz	QPSK	21100	100RB#0	21.45	PASS
Band7	20MHz	16QAM	21100	100RB#0	20.47	PASS
Band7	20MHz	QPSK	21350	1RB#0	22.30	PASS
Band7	20MHz	16QAM	21350	1RB#0	21.17	PASS
Band7	20MHz	QPSK	21350	1RB#49	22.56	PASS
Band7	20MHz	16QAM	21350	1RB#49	21.48	PASS
Band7	20MHz	QPSK	21350	1RB#99	22.47	PASS
Band7	20MHz	16QAM	21350	1RB#99	21.26	PASS
Band7	20MHz	QPSK	21350	50RB#0	21.41	PASS
Band7	20MHz	16QAM	21350	50RB#0	20.51	PASS
Band7	20MHz	QPSK	21350	50RB#25	21.37	PASS
Band7	20MHz	16QAM	21350	50RB#25	20.52	PASS
Band7	20MHz	QPSK	21350	50RB#50	21.38	PASS
Band7	20MHz	16QAM	21350	50RB#50	20.41	PASS
Band7	20MHz	QPSK	21350	100RB#0	21.37	PASS
Band7	20MHz	16QAM	21350	100RB#0	20.41	PASS

LTE Band 12

Band	Bandwidth	Modulation	Channel	RB Configuration	Result(dBm)	Verdict
Band12	1.4MHz	QPSK	23017	1RB#0	23.69	PASS
Band12	1.4MHz	16QAM	23017	1RB#0	22.50	PASS
Band12	1.4MHz	QPSK	23017	1RB#2	23.81	PASS
Band12	1.4MHz	16QAM	23017	1RB#2	22.64	PASS
Band12	1.4MHz	QPSK	23017	1RB#5	23.65	PASS
Band12	1.4MHz	16QAM	23017	1RB#5	22.45	PASS
Band12	1.4MHz	QPSK	23017	3RB#0	23.79	PASS
Band12	1.4MHz	16QAM	23017	3RB#0	22.52	PASS
Band12	1.4MHz	QPSK	23017	3RB#1	23.78	PASS
Band12	1.4MHz	16QAM	23017	3RB#1	22.51	PASS
Band12	1.4MHz	QPSK	23017	3RB#3	23.82	PASS
Band12	1.4MHz	16QAM	23017	3RB#3	22.49	PASS
Band12	1.4MHz	QPSK	23017	6RB#0	22.69	PASS
Band12	1.4MHz	16QAM	23017	6RB#0	21.72	PASS
Band12	1.4MHz	QPSK	23095	1RB#0	23.66	PASS
Band12	1.4MHz	16QAM	23095	1RB#0	22.70	PASS
Band12	1.4MHz	QPSK	23095	1RB#2	23.80	PASS
Band12	1.4MHz	16QAM	23095	1RB#2	22.85	PASS
Band12	1.4MHz	QPSK	23095	1RB#5	23.63	PASS
Band12	1.4MHz	16QAM	23095	1RB#5	22.61	PASS
Band12	1.4MHz	QPSK	23095	3RB#0	23.80	PASS

Band12	1.4MHz	16QAM	23095	3RB#0	22.62	PASS
Band12	1.4MHz	QPSK	23095	3RB#1	23.82	PASS
Band12	1.4MHz	16QAM	23095	3RB#1	22.57	PASS
Band12	1.4MHz	QPSK	23095	3RB#3	23.83	PASS
Band12	1.4MHz	16QAM	23095	3RB#3	22.64	PASS
Band12	1.4MHz	QPSK	23095	6RB#0	22.71	PASS
Band12	1.4MHz	16QAM	23095	6RB#0	21.83	PASS
Band12	1.4MHz	QPSK	23173	1RB#0	23.70	PASS
Band12	1.4MHz	16QAM	23173	1RB#0	22.50	PASS
Band12	1.4MHz	QPSK	23173	1RB#2	23.87	PASS
Band12	1.4MHz	16QAM	23173	1RB#2	22.68	PASS
Band12	1.4MHz	QPSK	23173	1RB#5	23.68	PASS
Band12	1.4MHz	16QAM	23173	1RB#5	22.53	PASS
Band12	1.4MHz	QPSK	23173	3RB#0	23.79	PASS
Band12	1.4MHz	16QAM	23173	3RB#0	22.52	PASS
Band12	1.4MHz	QPSK	23173	3RB#1	23.73	PASS
Band12	1.4MHz	16QAM	23173	3RB#1	22.50	PASS
Band12	1.4MHz	QPSK	23173	3RB#3	23.78	PASS
Band12	1.4MHz	16QAM	23173	3RB#3	22.55	PASS
Band12	1.4MHz	QPSK	23173	6RB#0	22.73	PASS
Band12	1.4MHz	16QAM	23173	6RB#0	21.60	PASS
Band12	3MHz	QPSK	23025	1RB#0	23.81	PASS
Band12	3MHz	16QAM	23025	1RB#0	22.85	PASS
Band12	3MHz	QPSK	23025	1RB#8	23.70	PASS
Band12	3MHz	16QAM	23025	1RB#8	22.74	PASS
Band12	3MHz	QPSK	23025	1RB#14	23.77	PASS
Band12	3MHz	16QAM	23025	1RB#14	22.79	PASS
Band12	3MHz	QPSK	23025	8RB#0	22.65	PASS
Band12	3MHz	16QAM	23025	8RB#0	21.72	PASS
Band12	3MHz	QPSK	23025	8RB#4	22.69	PASS
Band12	3MHz	16QAM	23025	8RB#4	21.77	PASS
Band12	3MHz	QPSK	23025	8RB#7	22.73	PASS
Band12	3MHz	16QAM	23025	8RB#7	21.72	PASS
Band12	3MHz	QPSK	23025	15RB#0	22.67	PASS
Band12	3MHz	16QAM	23025	15RB#0	21.73	PASS
Band12	3MHz	QPSK	23095	1RB#0	23.79	PASS
Band12	3MHz	16QAM	23095	1RB#0	22.75	PASS
Band12	3MHz	QPSK	23095	1RB#8	23.73	PASS
Band12	3MHz	16QAM	23095	1RB#8	22.68	PASS
Band12	3MHz	QPSK	23095	1RB#14	23.79	PASS
Band12	3MHz	16QAM	23095	1RB#14	22.69	PASS
Band12	3MHz	QPSK	23095	8RB#0	22.70	PASS

Band12	3MHz	16QAM	23095	8RB#0	21.80	PASS
Band12	3MHz	QPSK	23095	8RB#4	22.73	PASS
Band12	3MHz	16QAM	23095	8RB#4	21.76	PASS
Band12	3MHz	QPSK	23095	8RB#7	22.73	PASS
Band12	3MHz	16QAM	23095	8RB#7	21.77	PASS
Band12	3MHz	QPSK	23095	15RB#0	22.73	PASS
Band12	3MHz	16QAM	23095	15RB#0	21.73	PASS
Band12	3MHz	QPSK	23165	1RB#0	23.73	PASS
Band12	3MHz	16QAM	23165	1RB#0	22.47	PASS
Band12	3MHz	QPSK	23165	1RB#8	23.72	PASS
Band12	3MHz	16QAM	23165	1RB#8	22.52	PASS
Band12	3MHz	QPSK	23165	1RB#14	23.70	PASS
Band12	3MHz	16QAM	23165	1RB#14	22.53	PASS
Band12	3MHz	QPSK	23165	8RB#0	22.75	PASS
Band12	3MHz	16QAM	23165	8RB#0	21.78	PASS
Band12	3MHz	QPSK	23165	8RB#4	22.76	PASS
Band12	3MHz	16QAM	23165	8RB#4	21.78	PASS
Band12	3MHz	QPSK	23165	8RB#7	22.70	PASS
Band12	3MHz	16QAM	23165	8RB#7	21.70	PASS
Band12	3MHz	QPSK	23165	15RB#0	22.70	PASS
Band12	3MHz	16QAM	23165	15RB#0	21.65	PASS
Band12	5MHz	QPSK	23035	1RB#0	23.76	PASS
Band12	5MHz	16QAM	23035	1RB#0	22.67	PASS
Band12	5MHz	QPSK	23035	1RB#12	23.80	PASS
Band12	5MHz	16QAM	23035	1RB#12	22.74	PASS
Band12	5MHz	QPSK	23035	1RB#24	23.76	PASS
Band12	5MHz	16QAM	23035	1RB#24	22.68	PASS
Band12	5MHz	QPSK	23035	12RB#0	22.68	PASS
Band12	5MHz	16QAM	23035	12RB#0	21.66	PASS
Band12	5MHz	QPSK	23035	12RB#6	22.67	PASS
Band12	5MHz	16QAM	23035	12RB#6	21.67	PASS
Band12	5MHz	QPSK	23035	12RB#13	22.73	PASS
Band12	5MHz	16QAM	23035	12RB#13	21.69	PASS
Band12	5MHz	QPSK	23035	25RB#0	22.69	PASS
Band12	5MHz	16QAM	23035	25RB#0	21.76	PASS
Band12	5MHz	QPSK	23095	1RB#0	23.71	PASS
Band12	5MHz	16QAM	23095	1RB#0	22.84	PASS
Band12	5MHz	QPSK	23095	1RB#12	23.80	PASS
Band12	5MHz	16QAM	23095	1RB#12	22.98	PASS
Band12	5MHz	QPSK	23095	1RB#24	23.71	PASS
Band12	5MHz	16QAM	23095	1RB#24	22.79	PASS
Band12	5MHz	QPSK	23095	12RB#0	22.83	PASS

Band12	5MHz	16QAM	23095	12RB#0	21.90	PASS
Band12	5MHz	QPSK	23095	12RB#6	22.80	PASS
Band12	5MHz	16QAM	23095	12RB#6	21.89	PASS
Band12	5MHz	QPSK	23095	12RB#13	22.87	PASS
Band12	5MHz	16QAM	23095	12RB#13	21.85	PASS
Band12	5MHz	QPSK	23095	25RB#0	22.85	PASS
Band12	5MHz	16QAM	23095	25RB#0	21.83	PASS
Band12	5MHz	QPSK	23155	1RB#0	23.68	PASS
Band12	5MHz	16QAM	23155	1RB#0	22.57	PASS
Band12	5MHz	QPSK	23155	1RB#12	23.79	PASS
Band12	5MHz	16QAM	23155	1RB#12	22.61	PASS
Band12	5MHz	QPSK	23155	1RB#24	23.72	PASS
Band12	5MHz	16QAM	23155	1RB#24	22.58	PASS
Band12	5MHz	QPSK	23155	12RB#0	22.74	PASS
Band12	5MHz	16QAM	23155	12RB#0	21.76	PASS
Band12	5MHz	QPSK	23155	12RB#6	22.74	PASS
Band12	5MHz	16QAM	23155	12RB#6	21.73	PASS
Band12	5MHz	QPSK	23155	12RB#13	22.66	PASS
Band12	5MHz	16QAM	23155	12RB#13	21.69	PASS
Band12	5MHz	QPSK	23155	25RB#0	22.73	PASS
Band12	5MHz	16QAM	23155	25RB#0	21.79	PASS
Band12	10MHz	QPSK	23060	1RB#0	23.71	PASS
Band12	10MHz	16QAM	23060	1RB#0	22.82	PASS
Band12	10MHz	QPSK	23060	1RB#24	23.90	PASS
Band12	10MHz	16QAM	23060	1RB#24	22.90	PASS
Band12	10MHz	QPSK	23060	1RB#49	23.78	PASS
Band12	10MHz	16QAM	23060	1RB#49	22.83	PASS
Band12	10MHz	QPSK	23060	25RB#0	22.88	PASS
Band12	10MHz	16QAM	23060	25RB#0	21.88	PASS
Band12	10MHz	QPSK	23060	25RB#12	22.89	PASS
Band12	10MHz	16QAM	23060	25RB#12	21.88	PASS
Band12	10MHz	QPSK	23060	25RB#25	22.88	PASS
Band12	10MHz	16QAM	23060	25RB#25	21.91	PASS
Band12	10MHz	QPSK	23060	50RB#0	22.85	PASS
Band12	10MHz	16QAM	23060	50RB#0	21.88	PASS
Band12	10MHz	QPSK	23095	1RB#0	23.83	PASS
Band12	10MHz	16QAM	23095	1RB#0	22.69	PASS
Band12	10MHz	QPSK	23095	1RB#24	23.94	PASS
Band12	10MHz	16QAM	23095	1RB#24	22.87	PASS
Band12	10MHz	QPSK	23095	1RB#49	23.78	PASS
Band12	10MHz	16QAM	23095	1RB#49	22.61	PASS
Band12	10MHz	QPSK	23095	25RB#0	22.95	PASS

Band12	10MHz	16QAM	23095	25RB#0	22.01	PASS
Band12	10MHz	QPSK	23095	25RB#12	22.98	PASS
Band12	10MHz	16QAM	23095	25RB#12	22.03	PASS
Band12	10MHz	QPSK	23095	25RB#25	22.97	PASS
Band12	10MHz	16QAM	23095	25RB#25	22.05	PASS
Band12	10MHz	QPSK	23095	50RB#0	22.94	PASS
Band12	10MHz	16QAM	23095	50RB#0	22.01	PASS
Band12	10MHz	QPSK	23130	1RB#0	23.86	PASS
Band12	10MHz	16QAM	23130	1RB#0	22.62	PASS
Band12	10MHz	QPSK	23130	1RB#24	23.89	PASS
Band12	10MHz	16QAM	23130	1RB#24	22.65	PASS
Band12	10MHz	QPSK	23130	1RB#49	23.73	PASS
Band12	10MHz	16QAM	23130	1RB#49	22.51	PASS
Band12	10MHz	QPSK	23130	25RB#0	22.76	PASS
Band12	10MHz	16QAM	23130	25RB#0	21.81	PASS
Band12	10MHz	QPSK	23130	25RB#12	22.78	PASS
Band12	10MHz	16QAM	23130	25RB#12	21.84	PASS
Band12	10MHz	QPSK	23130	25RB#25	22.74	PASS
Band12	10MHz	16QAM	23130	25RB#25	21.76	PASS
Band12	10MHz	QPSK	23130	50RB#0	22.77	PASS
Band12	10MHz	16QAM	23130	50RB#0	21.80	PASS

LTE Band 17

Band	Bandwidth	Modulation	Channel	RB Configuration	Result(dBm)	Verdict
Band17	5MHz	QPSK	23755	1RB#0	23.72	PASS
Band17	5MHz	16QAM	23755	1RB#0	22.65	PASS
Band17	5MHz	QPSK	23755	1RB#12	23.91	PASS
Band17	5MHz	16QAM	23755	1RB#12	22.80	PASS
Band17	5MHz	QPSK	23755	1RB#24	23.73	PASS
Band17	5MHz	16QAM	23755	1RB#24	22.67	PASS
Band17	5MHz	QPSK	23755	12RB#0	22.75	PASS
Band17	5MHz	16QAM	23755	12RB#0	21.76	PASS
Band17	5MHz	QPSK	23755	12RB#6	22.76	PASS
Band17	5MHz	16QAM	23755	12RB#6	21.78	PASS
Band17	5MHz	QPSK	23755	12RB#13	22.76	PASS
Band17	5MHz	16QAM	23755	12RB#13	21.73	PASS
Band17	5MHz	QPSK	23755	25RB#0	22.79	PASS
Band17	5MHz	16QAM	23755	25RB#0	21.86	PASS
Band17	5MHz	QPSK	23790	1RB#0	23.64	PASS

Band17	5MHz	16QAM	23790	1RB#0	22.69	PASS
Band17	5MHz	QPSK	23790	1RB#12	23.73	PASS
Band17	5MHz	16QAM	23790	1RB#12	22.83	PASS
Band17	5MHz	QPSK	23790	1RB#24	23.65	PASS
Band17	5MHz	16QAM	23790	1RB#24	22.66	PASS
Band17	5MHz	QPSK	23790	12RB#0	22.66	PASS
Band17	5MHz	16QAM	23790	12RB#0	21.69	PASS
Band17	5MHz	QPSK	23790	12RB#6	22.68	PASS
Band17	5MHz	16QAM	23790	12RB#6	21.67	PASS
Band17	5MHz	QPSK	23790	12RB#13	22.76	PASS
Band17	5MHz	16QAM	23790	12RB#13	21.77	PASS
Band17	5MHz	QPSK	23790	25RB#0	22.79	PASS
Band17	5MHz	16QAM	23790	25RB#0	21.76	PASS
Band17	5MHz	QPSK	23825	1RB#0	23.69	PASS
Band17	5MHz	16QAM	23825	1RB#0	22.56	PASS
Band17	5MHz	QPSK	23825	1RB#12	23.75	PASS
Band17	5MHz	16QAM	23825	1RB#12	22.65	PASS
Band17	5MHz	QPSK	23825	1RB#24	23.65	PASS
Band17	5MHz	16QAM	23825	1RB#24	22.53	PASS
Band17	5MHz	QPSK	23825	12RB#0	22.68	PASS
Band17	5MHz	16QAM	23825	12RB#0	21.72	PASS
Band17	5MHz	QPSK	23825	12RB#6	22.71	PASS
Band17	5MHz	16QAM	23825	12RB#6	21.70	PASS
Band17	5MHz	QPSK	23825	12RB#13	22.55	PASS
Band17	5MHz	16QAM	23825	12RB#13	21.57	PASS
Band17	5MHz	QPSK	23825	25RB#0	22.67	PASS
Band17	5MHz	16QAM	23825	25RB#0	21.70	PASS
Band17	10MHz	QPSK	23780	1RB#0	23.77	PASS
Band17	10MHz	16QAM	23780	1RB#0	22.78	PASS
Band17	10MHz	QPSK	23780	1RB#24	24.00	PASS
Band17	10MHz	16QAM	23780	1RB#24	23.01	PASS
Band17	10MHz	QPSK	23780	1RB#49	23.68	PASS
Band17	10MHz	16QAM	23780	1RB#49	22.65	PASS
Band17	10MHz	QPSK	23780	25RB#0	22.77	PASS
Band17	10MHz	16QAM	23780	25RB#0	21.78	PASS
Band17	10MHz	QPSK	23780	25RB#12	22.75	PASS
Band17	10MHz	16QAM	23780	25RB#12	21.77	PASS
Band17	10MHz	QPSK	23780	25RB#25	22.89	PASS
Band17	10MHz	16QAM	23780	25RB#25	21.82	PASS
Band17	10MHz	QPSK	23780	50RB#0	22.84	PASS
Band17	10MHz	16QAM	23780	50RB#0	21.80	PASS
Band17	10MHz	QPSK	23790	1RB#0	23.80	PASS

Band17	10MHz	16QAM	23790	1RB#0	22.63	PASS
Band17	10MHz	QPSK	23790	1RB#24	23.87	PASS
Band17	10MHz	16QAM	23790	1RB#24	22.73	PASS
Band17	10MHz	QPSK	23790	1RB#49	23.68	PASS
Band17	10MHz	16QAM	23790	1RB#49	22.49	PASS
Band17	10MHz	QPSK	23790	25RB#0	22.70	PASS
Band17	10MHz	16QAM	23790	25RB#0	21.76	PASS
Band17	10MHz	QPSK	23790	25RB#12	22.71	PASS
Band17	10MHz	16QAM	23790	25RB#12	21.78	PASS
Band17	10MHz	QPSK	23790	25RB#25	22.73	PASS
Band17	10MHz	16QAM	23790	25RB#25	21.79	PASS
Band17	10MHz	QPSK	23790	50RB#0	22.71	PASS
Band17	10MHz	16QAM	23790	50RB#0	21.78	PASS
Band17	10MHz	QPSK	23800	1RB#0	23.83	PASS
Band17	10MHz	16QAM	23800	1RB#0	22.66	PASS
Band17	10MHz	QPSK	23800	1RB#24	23.93	PASS
Band17	10MHz	16QAM	23800	1RB#24	22.68	PASS
Band17	10MHz	QPSK	23800	1RB#49	23.67	PASS
Band17	10MHz	16QAM	23800	1RB#49	22.50	PASS
Band17	10MHz	QPSK	23800	25RB#0	22.74	PASS
Band17	10MHz	16QAM	23800	25RB#0	21.75	PASS
Band17	10MHz	QPSK	23800	25RB#12	22.74	PASS
Band17	10MHz	16QAM	23800	25RB#12	21.74	PASS
Band17	10MHz	QPSK	23800	25RB#25	22.68	PASS
Band17	10MHz	16QAM	23800	25RB#25	21.69	PASS
Band17	10MHz	QPSK	23800	50RB#0	22.66	PASS
Band17	10MHz	16QAM	23800	50RB#0	21.69	PASS

LTE Band 38

Band	Bandwidth	Modulation	Channel	RB Configuration	Result(dBm)	Verdict
Band38	5MHz	QPSK	37775	1RB#0	22.47	PASS
Band38	5MHz	16QAM	37775	1RB#0	21.64	PASS
Band38	5MHz	QPSK	37775	1RB#12	22.64	PASS
Band38	5MHz	16QAM	37775	1RB#12	21.84	PASS
Band38	5MHz	QPSK	37775	1RB#24	22.50	PASS
Band38	5MHz	16QAM	37775	1RB#24	21.72	PASS
Band38	5MHz	QPSK	37775	12RB#0	21.63	PASS
Band38	5MHz	16QAM	37775	12RB#0	20.72	PASS
Band38	5MHz	QPSK	37775	12RB#6	21.64	PASS
Band38	5MHz	16QAM	37775	12RB#6	20.70	PASS
Band38	5MHz	QPSK	37775	12RB#13	21.64	PASS

Band38	5MHz	16QAM	37775	12RB#13	20.74	PASS
Band38	5MHz	QPSK	37775	25RB#0	21.64	PASS
Band38	5MHz	16QAM	37775	25RB#0	20.70	PASS
Band38	5MHz	QPSK	38000	1RB#0	22.87	PASS
Band38	5MHz	16QAM	38000	1RB#0	21.97	PASS
Band38	5MHz	QPSK	38000	1RB#12	23.01	PASS
Band38	5MHz	16QAM	38000	1RB#12	22.10	PASS
Band38	5MHz	QPSK	38000	1RB#24	22.93	PASS
Band38	5MHz	16QAM	38000	1RB#24	21.99	PASS
Band38	5MHz	QPSK	38000	12RB#0	21.98	PASS
Band38	5MHz	16QAM	38000	12RB#0	20.95	PASS
Band38	5MHz	QPSK	38000	12RB#6	21.94	PASS
Band38	5MHz	16QAM	38000	12RB#6	20.94	PASS
Band38	5MHz	QPSK	38000	12RB#13	22.02	PASS
Band38	5MHz	16QAM	38000	12RB#13	21.02	PASS
Band38	5MHz	QPSK	38000	25RB#0	22.01	PASS
Band38	5MHz	16QAM	38000	25RB#0	21.05	PASS
Band38	5MHz	QPSK	38225	1RB#0	23.06	PASS
Band38	5MHz	16QAM	38225	1RB#0	22.46	PASS
Band38	5MHz	QPSK	38225	1RB#12	23.21	PASS
Band38	5MHz	16QAM	38225	1RB#12	22.54	PASS
Band38	5MHz	QPSK	38225	1RB#24	23.08	PASS
Band38	5MHz	16QAM	38225	1RB#24	22.42	PASS
Band38	5MHz	QPSK	38225	12RB#0	22.20	PASS
Band38	5MHz	16QAM	38225	12RB#0	21.25	PASS
Band38	5MHz	QPSK	38225	12RB#6	22.23	PASS
Band38	5MHz	16QAM	38225	12RB#6	21.23	PASS
Band38	5MHz	QPSK	38225	12RB#13	22.22	PASS
Band38	5MHz	16QAM	38225	12RB#13	21.28	PASS
Band38	5MHz	QPSK	38225	25RB#0	22.24	PASS
Band38	5MHz	16QAM	38225	25RB#0	21.34	PASS
Band38	10MHz	QPSK	37800	1RB#0	22.66	PASS
Band38	10MHz	16QAM	37800	1RB#0	21.91	PASS
Band38	10MHz	QPSK	37800	1RB#24	22.94	PASS
Band38	10MHz	16QAM	37800	1RB#24	22.17	PASS
Band38	10MHz	QPSK	37800	1RB#49	22.79	PASS
Band38	10MHz	16QAM	37800	1RB#49	22.07	PASS
Band38	10MHz	QPSK	37800	25RB#0	21.78	PASS
Band38	10MHz	16QAM	37800	25RB#0	20.88	PASS
Band38	10MHz	QPSK	37800	25RB#12	21.75	PASS
Band38	10MHz	16QAM	37800	25RB#12	20.89	PASS
Band38	10MHz	QPSK	37800	25RB#25	21.84	PASS

Band38	10MHz	16QAM	37800	25RB#25	20.95	PASS
Band38	10MHz	QPSK	37800	50RB#0	21.84	PASS
Band38	10MHz	16QAM	37800	50RB#0	20.89	PASS
Band38	10MHz	QPSK	38000	1RB#0	22.99	PASS
Band38	10MHz	16QAM	38000	1RB#0	21.70	PASS
Band38	10MHz	QPSK	38000	1RB#24	23.19	PASS
Band38	10MHz	16QAM	38000	1RB#24	21.89	PASS
Band38	10MHz	QPSK	38000	1RB#49	22.99	PASS
Band38	10MHz	16QAM	38000	1RB#49	21.72	PASS
Band38	10MHz	QPSK	38000	25RB#0	22.06	PASS
Band38	10MHz	16QAM	38000	25RB#0	21.13	PASS
Band38	10MHz	QPSK	38000	25RB#12	22.06	PASS
Band38	10MHz	16QAM	38000	25RB#12	21.11	PASS
Band38	10MHz	QPSK	38000	25RB#25	22.13	PASS
Band38	10MHz	16QAM	38000	25RB#25	21.17	PASS
Band38	10MHz	QPSK	38000	50RB#0	22.12	PASS
Band38	10MHz	16QAM	38000	50RB#0	21.17	PASS
Band38	10MHz	QPSK	38200	1RB#0	23.13	PASS
Band38	10MHz	16QAM	38200	1RB#0	22.44	PASS
Band38	10MHz	QPSK	38200	1RB#24	23.12	PASS
Band38	10MHz	16QAM	38200	1RB#24	22.63	PASS
Band38	10MHz	QPSK	38200	1RB#49	23.20	PASS
Band38	10MHz	16QAM	38200	1RB#49	22.42	PASS
Band38	10MHz	QPSK	38200	25RB#0	22.30	PASS
Band38	10MHz	16QAM	38200	25RB#0	21.40	PASS
Band38	10MHz	QPSK	38200	25RB#12	22.27	PASS
Band38	10MHz	16QAM	38200	25RB#12	21.45	PASS
Band38	10MHz	QPSK	38200	25RB#25	22.29	PASS
Band38	10MHz	16QAM	38200	25RB#25	21.42	PASS
Band38	10MHz	QPSK	38200	50RB#0	22.32	PASS
Band38	10MHz	16QAM	38200	50RB#0	21.39	PASS
Band38	15MHz	QPSK	37825	1RB#0	22.61	PASS
Band38	15MHz	16QAM	37825	1RB#0	21.87	PASS
Band38	15MHz	QPSK	37825	1RB#38	22.79	PASS
Band38	15MHz	16QAM	37825	1RB#38	22.06	PASS
Band38	15MHz	QPSK	37825	1RB#74	22.72	PASS
Band38	15MHz	16QAM	37825	1RB#74	21.99	PASS
Band38	15MHz	QPSK	37825	38RB#0	21.80	PASS
Band38	15MHz	16QAM	37825	38RB#0	21.82	PASS
Band38	15MHz	QPSK	37825	38RB#18	21.82	PASS
Band38	15MHz	16QAM	37825	38RB#18	21.82	PASS
Band38	15MHz	QPSK	37825	38RB#37	21.83	PASS

Band38	15MHz	16QAM	37825	38RB#37	21.83	PASS
Band38	15MHz	QPSK	37825	75RB#0	21.82	PASS
Band38	15MHz	16QAM	37825	75RB#0	20.84	PASS
Band38	15MHz	QPSK	38000	1RB#0	23.02	PASS
Band38	15MHz	16QAM	38000	1RB#0	21.85	PASS
Band38	15MHz	QPSK	38000	1RB#38	23.07	PASS
Band38	15MHz	16QAM	38000	1RB#38	21.93	PASS
Band38	15MHz	QPSK	38000	1RB#74	22.93	PASS
Band38	15MHz	16QAM	38000	1RB#74	21.82	PASS
Band38	15MHz	QPSK	38000	38RB#0	22.03	PASS
Band38	15MHz	16QAM	38000	38RB#0	22.06	PASS
Band38	15MHz	QPSK	38000	38RB#18	22.05	PASS
Band38	15MHz	16QAM	38000	38RB#18	22.07	PASS
Band38	15MHz	QPSK	38000	38RB#37	22.07	PASS
Band38	15MHz	16QAM	38000	38RB#37	22.05	PASS
Band38	15MHz	QPSK	38000	75RB#0	22.06	PASS
Band38	15MHz	16QAM	38000	75RB#0	21.09	PASS
Band38	15MHz	QPSK	38175	1RB#0	23.09	PASS
Band38	15MHz	16QAM	38175	1RB#0	22.34	PASS
Band38	15MHz	QPSK	38175	1RB#38	23.17	PASS
Band38	15MHz	16QAM	38175	1RB#38	22.42	PASS
Band38	15MHz	QPSK	38175	1RB#74	23.07	PASS
Band38	15MHz	16QAM	38175	1RB#74	22.30	PASS
Band38	15MHz	QPSK	38175	38RB#0	22.14	PASS
Band38	15MHz	16QAM	38175	38RB#0	22.15	PASS
Band38	15MHz	QPSK	38175	38RB#18	22.22	PASS
Band38	15MHz	16QAM	38175	38RB#18	22.16	PASS
Band38	15MHz	QPSK	38175	38RB#37	22.15	PASS
Band38	15MHz	16QAM	38175	38RB#37	22.15	PASS
Band38	15MHz	QPSK	38175	75RB#0	22.15	PASS
Band38	15MHz	16QAM	38175	75RB#0	21.20	PASS
Band38	20MHz	QPSK	37850	1RB#0	22.58	PASS
Band38	20MHz	16QAM	37850	1RB#0	21.67	PASS
Band38	20MHz	QPSK	37850	1RB#49	23.03	PASS
Band38	20MHz	16QAM	37850	1RB#49	22.11	PASS
Band38	20MHz	QPSK	37850	1RB#99	22.77	PASS
Band38	20MHz	16QAM	37850	1RB#99	21.88	PASS
Band38	20MHz	QPSK	37850	50RB#0	21.82	PASS
Band38	20MHz	16QAM	37850	50RB#0	20.89	PASS
Band38	20MHz	QPSK	37850	50RB#25	21.84	PASS
Band38	20MHz	16QAM	37850	50RB#25	20.88	PASS
Band38	20MHz	QPSK	37850	50RB#50	21.86	PASS

Band38	20MHz	16QAM	37850	50RB#50	21.00	PASS
Band38	20MHz	QPSK	37850	100RB#0	21.89	PASS
Band38	20MHz	16QAM	37850	100RB#0	20.92	PASS
Band38	20MHz	QPSK	38000	1RB#0	22.78	PASS
Band38	20MHz	16QAM	38000	1RB#0	21.43	PASS
Band38	20MHz	QPSK	38000	1RB#49	23.44	PASS
Band38	20MHz	16QAM	38000	1RB#49	21.72	PASS
Band38	20MHz	QPSK	38000	1RB#99	22.81	PASS
Band38	20MHz	16QAM	38000	1RB#99	21.46	PASS
Band38	20MHz	QPSK	38000	50RB#0	22.07	PASS
Band38	20MHz	16QAM	38000	50RB#0	21.19	PASS
Band38	20MHz	QPSK	38000	50RB#25	22.04	PASS
Band38	20MHz	16QAM	38000	50RB#25	21.13	PASS
Band38	20MHz	QPSK	38000	50RB#50	22.02	PASS
Band38	20MHz	16QAM	38000	50RB#50	21.10	PASS
Band38	20MHz	QPSK	38000	100RB#0	22.06	PASS
Band38	20MHz	16QAM	38000	100RB#0	21.16	PASS
Band38	20MHz	QPSK	38150	1RB#0	23.00	PASS
Band38	20MHz	16QAM	38150	1RB#0	22.10	PASS
Band38	20MHz	QPSK	38150	1RB#49	23.31	PASS
Band38	20MHz	16QAM	38150	1RB#49	22.37	PASS
Band38	20MHz	QPSK	38150	1RB#99	23.03	PASS
Band38	20MHz	16QAM	38150	1RB#99	22.07	PASS
Band38	20MHz	QPSK	38150	50RB#0	22.20	PASS
Band38	20MHz	16QAM	38150	50RB#0	21.34	PASS
Band38	20MHz	QPSK	38150	50RB#25	22.22	PASS
Band38	20MHz	16QAM	38150	50RB#25	21.27	PASS
Band38	20MHz	QPSK	38150	50RB#50	22.12	PASS
Band38	20MHz	16QAM	38150	50RB#50	21.27	PASS
Band38	20MHz	QPSK	38150	100RB#0	22.20	PASS
Band38	20MHz	16QAM	38150	100RB#0	21.28	PASS

LTE Band 40(2305-2315MHz)

Band	Bandwidth	Modulation	Channel	RB Configuration	Result(dBm)	Verdict
40(2305-2315)	5MHz	QPSK	38725	1RB#0	23.34	PASS
40(2305-2315)	5MHz	16QAM	38725	1RB#0	22.56	PASS
40(2305-2315)	5MHz	QPSK	38725	1RB#24	23.14	PASS
40(2305-2315)	5MHz	16QAM	38725	1RB#24	23.01	PASS
40(2305-2315)	5MHz	QPSK	38725	1RB#49	23.48	PASS
40(2305-2315)	5MHz	16QAM	38725	1RB#49	22.86	PASS
40(2305-2315)	5MHz	QPSK	38725	25RB#0	20.43	PASS

40(2305-2315)	5MHz	16QAM	38725	25RB#0	20.66	PASS
40(2305-2315)	5MHz	QPSK	38725	25RB#12	20.91	PASS
40(2305-2315)	5MHz	16QAM	38725	25RB#12	21.17	PASS
40(2305-2315)	5MHz	QPSK	38725	25RB#25	21.03	PASS
40(2305-2315)	5MHz	16QAM	38725	25RB#25	20.55	PASS
40(2305-2315)	5MHz	QPSK	38725	50RB#0	20.86	PASS
40(2305-2315)	5MHz	16QAM	38725	50RB#0	21.11	PASS
40(2305-2315)	5MHz	QPSK	38750	1RB#0	23.51	PASS
40(2305-2315)	5MHz	16QAM	38750	1RB#0	23.00	PASS
40(2305-2315)	5MHz	QPSK	38750	1RB#24	23.89	PASS
40(2305-2315)	5MHz	16QAM	38750	1RB#24	22.75	PASS
40(2305-2315)	5MHz	QPSK	38750	1RB#49	23.70	PASS
40(2305-2315)	5MHz	16QAM	38750	1RB#49	23.01	PASS
40(2305-2315)	5MHz	QPSK	38750	25RB#0	20.78	PASS
40(2305-2315)	5MHz	16QAM	38750	25RB#0	21.31	PASS
40(2305-2315)	5MHz	QPSK	38750	25RB#12	21.54	PASS
40(2305-2315)	5MHz	16QAM	38750	25RB#12	20.49	PASS
40(2305-2315)	5MHz	QPSK	38750	25RB#25	20.90	PASS
40(2305-2315)	5MHz	16QAM	38750	25RB#25	20.60	PASS
40(2305-2315)	5MHz	QPSK	38750	50RB#0	21.08	PASS
40(2305-2315)	5MHz	16QAM	38750	50RB#0	20.90	PASS
40(2305-2315)	5MHz	QPSK	38775	1RB#0	23.63	PASS
40(2305-2315)	5MHz	16QAM	38775	1RB#0	22.60	PASS
40(2305-2315)	5MHz	QPSK	38775	1RB#24	23.54	PASS
40(2305-2315)	5MHz	16QAM	38775	1RB#24	22.68	PASS
40(2305-2315)	5MHz	QPSK	38775	1RB#49	23.38	PASS
40(2305-2315)	5MHz	16QAM	38775	1RB#49	23.01	PASS
40(2305-2315)	5MHz	QPSK	38775	25RB#0	20.90	PASS
40(2305-2315)	5MHz	16QAM	38775	25RB#0	21.24	PASS
40(2305-2315)	5MHz	QPSK	38775	25RB#12	21.15	PASS
40(2305-2315)	5MHz	16QAM	38775	25RB#12	20.84	PASS
40(2305-2315)	5MHz	QPSK	38775	25RB#25	21.20	PASS
40(2305-2315)	5MHz	16QAM	38775	25RB#25	20.65	PASS
40(2305-2315)	5MHz	QPSK	38775	50RB#0	21.31	PASS
40(2305-2315)	5MHz	16QAM	38775	50RB#0	20.56	PASS
40(2305-2315)	10MHz	QPSK	38750	1RB#0	23.46	PASS
40(2305-2315)	10MHz	16QAM	38750	1RB#0	22.51	PASS
40(2305-2315)	10MHz	QPSK	38750	1RB#24	23.98	PASS
40(2305-2315)	10MHz	16QAM	38750	1RB#24	22.78	PASS
40(2305-2315)	10MHz	QPSK	38750	1RB#49	23.85	PASS
40(2305-2315)	10MHz	16QAM	38750	1RB#49	22.74	PASS
40(2305-2315)	10MHz	QPSK	38750	25RB#0	21.69	PASS

40(2305-2315)	10MHz	16QAM	38750	25RB#0	20.39	PASS
40(2305-2315)	10MHz	QPSK	38750	25RB#12	21.21	PASS
40(2305-2315)	10MHz	16QAM	38750	25RB#12	20.56	PASS
40(2305-2315)	10MHz	QPSK	38750	25RB#25	21.06	PASS
40(2305-2315)	10MHz	16QAM	38750	25RB#25	20.59	PASS
40(2305-2315)	10MHz	QPSK	38750	50RB#0	20.66	PASS
40(2305-2315)	10MHz	16QAM	38750	50RB#0	20.65	PASS

LTE Band 40(2350-2360MHz)

Band	Bandwidth	Modulation	Channel	RB Configuration	Result(dBm)	Verdict
Band40	5MHz	QPSK	39175	1RB#0	23.19	PASS
Band40	5MHz	QPSK	39175	1RB#12	23.33	PASS
Band40	5MHz	QPSK	39175	1RB#24	23.13	PASS
Band40	5MHz	QPSK	39175	12RB#0	22.28	PASS
Band40	5MHz	QPSK	39175	12RB#6	22.30	PASS
Band40	5MHz	QPSK	39175	12RB#13	22.35	PASS
Band40	5MHz	QPSK	39175	25RB#0	22.34	PASS
Band40	5MHz	QPSK	39200	1RB#0	23.21	PASS
Band40	5MHz	QPSK	39200	1RB#12	23.31	PASS
Band40	5MHz	QPSK	39200	1RB#24	23.20	PASS
Band40	5MHz	QPSK	39200	12RB#0	22.31	PASS
Band40	5MHz	QPSK	39200	12RB#6	22.32	PASS
Band40	5MHz	QPSK	39200	12RB#13	22.34	PASS
Band40	5MHz	QPSK	39200	25RB#0	22.34	PASS
Band40	5MHz	QPSK	39225	1RB#0	23.26	PASS
Band40	5MHz	QPSK	39225	1RB#12	23.40	PASS
Band40	5MHz	QPSK	39225	1RB#24	23.30	PASS
Band40	5MHz	QPSK	39225	12RB#0	22.33	PASS
Band40	5MHz	QPSK	39225	12RB#6	22.34	PASS
Band40	5MHz	QPSK	39225	12RB#13	22.35	PASS
Band40	5MHz	QPSK	39225	25RB#0	22.34	PASS
Band40	5MHz	16QAM	39175	1RB#0	22.59	PASS
Band40	5MHz	16QAM	39175	1RB#12	22.70	PASS
Band40	5MHz	16QAM	39175	1RB#24	22.57	PASS
Band40	5MHz	16QAM	39175	12RB#0	21.28	PASS
Band40	5MHz	16QAM	39175	12RB#6	21.27	PASS
Band40	5MHz	16QAM	39175	12RB#13	21.27	PASS
Band40	5MHz	16QAM	39175	25RB#0	21.33	PASS

Band40	5MHz	16QAM	39200	1RB#0	22.39	PASS
Band40	5MHz	16QAM	39200	1RB#12	22.45	PASS
Band40	5MHz	16QAM	39200	1RB#24	22.32	PASS
Band40	5MHz	16QAM	39200	12RB#0	21.32	PASS
Band40	5MHz	16QAM	39200	12RB#6	21.32	PASS
Band40	5MHz	16QAM	39200	12RB#13	21.34	PASS
Band40	5MHz	16QAM	39200	25RB#0	21.32	PASS
Band40	5MHz	16QAM	39225	1RB#0	22.35	PASS
Band40	5MHz	16QAM	39225	1RB#12	22.41	PASS
Band40	5MHz	16QAM	39225	1RB#24	22.33	PASS
Band40	5MHz	16QAM	39225	12RB#0	21.26	PASS
Band40	5MHz	16QAM	39225	12RB#6	21.26	PASS
Band40	5MHz	16QAM	39225	12RB#13	21.26	PASS
Band40	5MHz	16QAM	39225	25RB#0	21.30	PASS
Band40	10MHz	QPSK	39200	1RB#0	23.34	PASS
Band40	10MHz	QPSK	39200	1RB#24	23.57	PASS
Band40	10MHz	QPSK	39200	1RB#49	23.30	PASS
Band40	10MHz	QPSK	39200	25RB#0	22.39	PASS
Band40	10MHz	QPSK	39200	25RB#12	22.39	PASS
Band40	10MHz	QPSK	39200	25RB#25	22.39	PASS
Band40	10MHz	QPSK	39200	50RB#0	22.37	PASS
Band40	10MHz	16QAM	39200	1RB#0	22.54	PASS
Band40	10MHz	16QAM	39200	1RB#24	22.79	PASS
Band40	10MHz	16QAM	39200	1RB#49	22.51	PASS
Band40	10MHz	16QAM	39200	25RB#0	21.42	PASS
Band40	10MHz	16QAM	39200	25RB#12	21.45	PASS
Band40	10MHz	16QAM	39200	25RB#25	21.46	PASS
Band40	10MHz	16QAM	39200	50RB#0	21.38	PASS

LTE Band 41(2555-2655MHz)

Band	Bandwidth	Modulation	Channel	RB Configuration	Result(dBm)	Verdict
41(2555-2655)	5MHz	QPSK	40265	1RB#0	22.13	PASS
41(2555-2655)	5MHz	16QAM	40265	1RB#0	21.31	PASS
41(2555-2655)	5MHz	QPSK	40265	1RB#12	22.33	PASS
41(2555-2655)	5MHz	16QAM	40265	1RB#12	21.47	PASS
41(2555-2655)	5MHz	QPSK	40265	1RB#24	22.21	PASS

41(2555-2655)	5MHz	16QAM	40265	1RB#24	21.38	PASS
41(2555-2655)	5MHz	QPSK	40265	12RB#0	21.34	PASS
41(2555-2655)	5MHz	16QAM	40265	12RB#0	20.35	PASS
41(2555-2655)	5MHz	QPSK	40265	12RB#6	21.32	PASS
41(2555-2655)	5MHz	16QAM	40265	12RB#6	20.38	PASS
41(2555-2655)	5MHz	QPSK	40265	12RB#13	21.36	PASS
41(2555-2655)	5MHz	16QAM	40265	12RB#13	20.41	PASS
41(2555-2655)	5MHz	QPSK	40265	25RB#0	21.34	PASS
41(2555-2655)	5MHz	16QAM	40265	25RB#0	20.37	PASS
41(2555-2655)	5MHz	QPSK	40690	1RB#0	22.92	PASS
41(2555-2655)	5MHz	16QAM	40690	1RB#0	22.02	PASS
41(2555-2655)	5MHz	QPSK	40690	1RB#12	23.03	PASS
41(2555-2655)	5MHz	16QAM	40690	1RB#12	22.10	PASS
41(2555-2655)	5MHz	QPSK	40690	1RB#24	22.88	PASS
41(2555-2655)	5MHz	16QAM	40690	1RB#24	21.94	PASS
41(2555-2655)	5MHz	QPSK	40690	12RB#0	21.98	PASS
41(2555-2655)	5MHz	16QAM	40690	12RB#0	20.97	PASS
41(2555-2655)	5MHz	QPSK	40690	12RB#6	22.00	PASS
41(2555-2655)	5MHz	16QAM	40690	12RB#6	20.98	PASS
41(2555-2655)	5MHz	QPSK	40690	12RB#13	21.95	PASS
41(2555-2655)	5MHz	16QAM	40690	12RB#13	20.97	PASS
41(2555-2655)	5MHz	QPSK	40690	25RB#0	22.01	PASS
41(2555-2655)	5MHz	16QAM	40690	25RB#0	21.06	PASS
41(2555-2655)	5MHz	QPSK	41215	1RB#0	23.53	PASS
41(2555-2655)	5MHz	16QAM	41215	1RB#0	22.68	PASS
41(2555-2655)	5MHz	QPSK	41215	1RB#12	23.70	PASS
41(2555-2655)	5MHz	16QAM	41215	1RB#12	22.81	PASS
41(2555-2655)	5MHz	QPSK	41215	1RB#24	23.60	PASS
41(2555-2655)	5MHz	16QAM	41215	1RB#24	22.70	PASS
41(2555-2655)	5MHz	QPSK	41215	12RB#0	22.54	PASS
41(2555-2655)	5MHz	16QAM	41215	12RB#0	21.50	PASS
41(2555-2655)	5MHz	QPSK	41215	12RB#6	22.57	PASS
41(2555-2655)	5MHz	16QAM	41215	12RB#6	21.51	PASS
41(2555-2655)	5MHz	QPSK	41215	12RB#13	22.53	PASS
41(2555-2655)	5MHz	16QAM	41215	12RB#13	21.47	PASS
41(2555-2655)	5MHz	QPSK	41215	25RB#0	22.55	PASS
41(2555-2655)	5MHz	16QAM	41215	25RB#0	21.56	PASS
41(2555-2655)	10MHz	QPSK	40290	1RB#0	22.43	PASS
41(2555-2655)	10MHz	16QAM	40290	1RB#0	21.61	PASS
41(2555-2655)	10MHz	QPSK	40290	1RB#24	22.64	PASS
41(2555-2655)	10MHz	16QAM	40290	1RB#24	21.86	PASS
41(2555-2655)	10MHz	QPSK	40290	1RB#49	22.52	PASS

41(2555-2655)	10MHz	16QAM	40290	1RB#49	21.73	PASS
41(2555-2655)	10MHz	QPSK	40290	25RB#0	21.51	PASS
41(2555-2655)	10MHz	16QAM	40290	25RB#0	20.60	PASS
41(2555-2655)	10MHz	QPSK	40290	25RB#12	21.54	PASS
41(2555-2655)	10MHz	16QAM	40290	25RB#12	20.61	PASS
41(2555-2655)	10MHz	QPSK	40290	25RB#25	21.54	PASS
41(2555-2655)	10MHz	16QAM	40290	25RB#25	20.58	PASS
41(2555-2655)	10MHz	QPSK	40290	50RB#0	21.56	PASS
41(2555-2655)	10MHz	16QAM	40290	50RB#0	20.57	PASS
41(2555-2655)	10MHz	QPSK	40690	1RB#0	23.01	PASS
41(2555-2655)	10MHz	16QAM	40690	1RB#0	21.73	PASS
41(2555-2655)	10MHz	QPSK	40690	1RB#24	23.21	PASS
41(2555-2655)	10MHz	16QAM	40690	1RB#24	21.93	PASS
41(2555-2655)	10MHz	QPSK	40690	1RB#49	23.04	PASS
41(2555-2655)	10MHz	16QAM	40690	1RB#49	21.75	PASS
41(2555-2655)	10MHz	QPSK	40690	25RB#0	22.14	PASS
41(2555-2655)	10MHz	16QAM	40690	25RB#0	21.16	PASS
41(2555-2655)	10MHz	QPSK	40690	25RB#12	22.11	PASS
41(2555-2655)	10MHz	16QAM	40690	25RB#12	21.16	PASS
41(2555-2655)	10MHz	QPSK	40690	25RB#25	22.10	PASS
41(2555-2655)	10MHz	16QAM	40690	25RB#25	21.14	PASS
41(2555-2655)	10MHz	QPSK	40690	50RB#0	22.16	PASS
41(2555-2655)	10MHz	16QAM	40690	50RB#0	21.20	PASS
41(2555-2655)	10MHz	QPSK	41190	1RB#0	23.60	PASS
41(2555-2655)	10MHz	16QAM	41190	1RB#0	22.67	PASS
41(2555-2655)	10MHz	QPSK	41190	1RB#24	23.71	PASS
41(2555-2655)	10MHz	16QAM	41190	1RB#24	22.82	PASS
41(2555-2655)	10MHz	QPSK	41190	1RB#49	23.74	PASS
41(2555-2655)	10MHz	16QAM	41190	1RB#49	22.70	PASS
41(2555-2655)	10MHz	QPSK	41190	25RB#0	22.63	PASS
41(2555-2655)	10MHz	16QAM	41190	25RB#0	21.68	PASS
41(2555-2655)	10MHz	QPSK	41190	25RB#12	22.65	PASS
41(2555-2655)	10MHz	16QAM	41190	25RB#12	21.68	PASS
41(2555-2655)	10MHz	QPSK	41190	25RB#25	22.58	PASS
41(2555-2655)	10MHz	16QAM	41190	25RB#25	21.61	PASS
41(2555-2655)	10MHz	QPSK	41190	50RB#0	22.62	PASS
41(2555-2655)	10MHz	16QAM	41190	50RB#0	21.63	PASS
41(2555-2655)	15MHz	QPSK	40315	1RB#0	22.40	PASS
41(2555-2655)	15MHz	16QAM	40315	1RB#0	21.60	PASS
41(2555-2655)	15MHz	QPSK	40315	1RB#38	22.51	PASS
41(2555-2655)	15MHz	16QAM	40315	1RB#38	21.76	PASS
41(2555-2655)	15MHz	QPSK	40315	1RB#74	22.48	PASS

41(2555-2655)	15MHz	16QAM	40315	1RB#74	21.73	PASS
41(2555-2655)	15MHz	QPSK	40315	38RB#0	21.52	PASS
41(2555-2655)	15MHz	16QAM	40315	38RB#0	21.51	PASS
41(2555-2655)	15MHz	QPSK	40315	38RB#18	21.52	PASS
41(2555-2655)	15MHz	16QAM	40315	38RB#18	21.50	PASS
41(2555-2655)	15MHz	QPSK	40315	38RB#37	21.51	PASS
41(2555-2655)	15MHz	16QAM	40315	38RB#37	21.50	PASS
41(2555-2655)	15MHz	QPSK	40315	75RB#0	21.51	PASS
41(2555-2655)	15MHz	16QAM	40315	75RB#0	20.53	PASS
41(2555-2655)	15MHz	QPSK	40690	1RB#0	23.05	PASS
41(2555-2655)	15MHz	16QAM	40690	1RB#0	21.89	PASS
41(2555-2655)	15MHz	QPSK	40690	1RB#38	23.11	PASS
41(2555-2655)	15MHz	16QAM	40690	1RB#38	21.92	PASS
41(2555-2655)	15MHz	QPSK	40690	1RB#74	22.99	PASS
41(2555-2655)	15MHz	16QAM	40690	1RB#74	21.79	PASS
41(2555-2655)	15MHz	QPSK	40690	38RB#0	22.09	PASS
41(2555-2655)	15MHz	16QAM	40690	38RB#0	22.10	PASS
41(2555-2655)	15MHz	QPSK	40690	38RB#18	22.10	PASS
41(2555-2655)	15MHz	16QAM	40690	38RB#18	22.10	PASS
41(2555-2655)	15MHz	QPSK	40690	38RB#37	22.10	PASS
41(2555-2655)	15MHz	16QAM	40690	38RB#37	22.09	PASS
41(2555-2655)	15MHz	QPSK	40690	75RB#0	22.08	PASS
41(2555-2655)	15MHz	16QAM	40690	75RB#0	21.13	PASS
41(2555-2655)	15MHz	QPSK	41165	1RB#0	23.44	PASS
41(2555-2655)	15MHz	16QAM	41165	1RB#0	22.57	PASS
41(2555-2655)	15MHz	QPSK	41165	1RB#38	23.66	PASS
41(2555-2655)	15MHz	16QAM	41165	1RB#38	22.67	PASS
41(2555-2655)	15MHz	QPSK	41165	1RB#74	23.60	PASS
41(2555-2655)	15MHz	16QAM	41165	1RB#74	22.58	PASS
41(2555-2655)	15MHz	QPSK	41165	38RB#0	22.67	PASS
41(2555-2655)	15MHz	16QAM	41165	38RB#0	22.69	PASS
41(2555-2655)	15MHz	QPSK	41165	38RB#18	22.69	PASS
41(2555-2655)	15MHz	16QAM	41165	38RB#18	22.68	PASS
41(2555-2655)	15MHz	QPSK	41165	38RB#37	22.67	PASS
41(2555-2655)	15MHz	16QAM	41165	38RB#37	22.67	PASS
41(2555-2655)	15MHz	QPSK	41165	75RB#0	22.67	PASS
41(2555-2655)	15MHz	16QAM	41165	75RB#0	21.64	PASS
41(2555-2655)	20MHz	QPSK	40340	1RB#0	22.40	PASS
41(2555-2655)	20MHz	16QAM	40340	1RB#0	21.40	PASS
41(2555-2655)	20MHz	QPSK	40340	1RB#49	22.70	PASS
41(2555-2655)	20MHz	16QAM	40340	1RB#49	21.77	PASS
41(2555-2655)	20MHz	QPSK	40340	1RB#99	22.57	PASS

41(2555-2655)	20MHz	16QAM	40340	1RB#99	21.65	PASS
41(2555-2655)	20MHz	QPSK	40340	50RB#0	21.54	PASS
41(2555-2655)	20MHz	16QAM	40340	50RB#0	20.61	PASS
41(2555-2655)	20MHz	QPSK	40340	50RB#25	21.55	PASS
41(2555-2655)	20MHz	16QAM	40340	50RB#25	20.59	PASS
41(2555-2655)	20MHz	QPSK	40340	50RB#50	21.63	PASS
41(2555-2655)	20MHz	16QAM	40340	50RB#50	20.68	PASS
41(2555-2655)	20MHz	QPSK	40340	100RB#0	21.59	PASS
41(2555-2655)	20MHz	16QAM	40340	100RB#0	20.61	PASS
41(2555-2655)	20MHz	QPSK	40690	1RB#0	22.86	PASS
41(2555-2655)	20MHz	16QAM	40690	1RB#0	21.50	PASS
41(2555-2655)	20MHz	QPSK	40690	1RB#49	23.12	PASS
41(2555-2655)	20MHz	16QAM	40690	1RB#49	21.76	PASS
41(2555-2655)	20MHz	QPSK	40690	1RB#99	22.85	PASS
41(2555-2655)	20MHz	16QAM	40690	1RB#99	21.47	PASS
41(2555-2655)	20MHz	QPSK	40690	50RB#0	22.10	PASS
41(2555-2655)	20MHz	16QAM	40690	50RB#0	21.21	PASS
41(2555-2655)	20MHz	QPSK	40690	50RB#25	22.11	PASS
41(2555-2655)	20MHz	16QAM	40690	50RB#25	21.22	PASS
41(2555-2655)	20MHz	QPSK	40690	50RB#50	22.07	PASS
41(2555-2655)	20MHz	16QAM	40690	50RB#50	21.16	PASS
41(2555-2655)	20MHz	QPSK	40690	100RB#0	22.11	PASS
41(2555-2655)	20MHz	16QAM	40690	100RB#0	21.13	PASS
41(2555-2655)	20MHz	QPSK	41140	1RB#0	23.32	PASS
41(2555-2655)	20MHz	16QAM	41140	1RB#0	22.33	PASS
41(2555-2655)	20MHz	QPSK	41140	1RB#49	23.88	PASS
41(2555-2655)	20MHz	16QAM	41140	1RB#49	22.63	PASS
41(2555-2655)	20MHz	QPSK	41140	1RB#99	23.57	PASS
41(2555-2655)	20MHz	16QAM	41140	1RB#99	22.46	PASS
41(2555-2655)	20MHz	QPSK	41140	50RB#0	22.51	PASS
41(2555-2655)	20MHz	16QAM	41140	50RB#0	21.57	PASS
41(2555-2655)	20MHz	QPSK	41140	50RB#25	22.53	PASS
41(2555-2655)	20MHz	16QAM	41140	50RB#25	21.55	PASS
41(2555-2655)	20MHz	QPSK	41140	50RB#50	22.43	PASS
41(2555-2655)	20MHz	16QAM	41140	50RB#50	21.45	PASS
41(2555-2655)	20MHz	QPSK	41140	100RB#0	22.49	PASS
41(2555-2655)	20MHz	16QAM	41140	100RB#0	21.49	PASS

LTE Band 66

Band	Bandwidth	Modulation	Channel	RB Configuration	Result(dBm)	Verdict
Band66	1.4MHz	QPSK	131979	1RB#0	23.83	PASS

Band66	1.4MHz	16QAM	131979	1RB#0	22.56	PASS
Band66	1.4MHz	QPSK	131979	1RB#2	24.03	PASS
Band66	1.4MHz	16QAM	131979	1RB#2	22.73	PASS
Band66	1.4MHz	QPSK	131979	1RB#5	23.78	PASS
Band66	1.4MHz	16QAM	131979	1RB#5	22.59	PASS
Band66	1.4MHz	QPSK	131979	3RB#0	23.77	PASS
Band66	1.4MHz	16QAM	131979	3RB#0	22.56	PASS
Band66	1.4MHz	QPSK	131979	3RB#1	23.77	PASS
Band66	1.4MHz	16QAM	131979	3RB#1	22.55	PASS
Band66	1.4MHz	QPSK	131979	3RB#3	23.77	PASS
Band66	1.4MHz	16QAM	131979	3RB#3	22.54	PASS
Band66	1.4MHz	QPSK	131979	6RB#0	22.93	PASS
Band66	1.4MHz	16QAM	131979	6RB#0	21.79	PASS
Band66	1.4MHz	QPSK	132322	1RB#0	23.93	PASS
Band66	1.4MHz	16QAM	132322	1RB#0	22.72	PASS
Band66	1.4MHz	QPSK	132322	1RB#2	24.10	PASS
Band66	1.4MHz	16QAM	132322	1RB#2	22.86	PASS
Band66	1.4MHz	QPSK	132322	1RB#5	23.94	PASS
Band66	1.4MHz	16QAM	132322	1RB#5	22.77	PASS
Band66	1.4MHz	QPSK	132322	3RB#0	23.95	PASS
Band66	1.4MHz	16QAM	132322	3RB#0	22.74	PASS
Band66	1.4MHz	QPSK	132322	3RB#1	23.96	PASS
Band66	1.4MHz	16QAM	132322	3RB#1	22.74	PASS
Band66	1.4MHz	QPSK	132322	3RB#3	23.96	PASS
Band66	1.4MHz	16QAM	132322	3RB#3	22.70	PASS
Band66	1.4MHz	QPSK	132322	6RB#0	23.04	PASS
Band66	1.4MHz	16QAM	132322	6RB#0	21.94	PASS
Band66	1.4MHz	QPSK	132665	1RB#0	24.23	PASS
Band66	1.4MHz	16QAM	132665	1RB#0	22.86	PASS
Band66	1.4MHz	QPSK	132665	1RB#2	24.15	PASS
Band66	1.4MHz	16QAM	132665	1RB#2	22.98	PASS
Band66	1.4MHz	QPSK	132665	1RB#5	24.26	PASS
Band66	1.4MHz	16QAM	132665	1RB#5	22.87	PASS
Band66	1.4MHz	QPSK	132665	3RB#0	24.11	PASS
Band66	1.4MHz	16QAM	132665	3RB#0	22.83	PASS
Band66	1.4MHz	QPSK	132665	3RB#1	24.09	PASS
Band66	1.4MHz	16QAM	132665	3RB#1	22.81	PASS
Band66	1.4MHz	QPSK	132665	3RB#3	24.13	PASS
Band66	1.4MHz	16QAM	132665	3RB#3	22.80	PASS
Band66	1.4MHz	QPSK	132665	6RB#0	23.27	PASS
Band66	1.4MHz	16QAM	132665	6RB#0	21.98	PASS
Band66	3MHz	QPSK	131987	1RB#0	23.82	PASS

Band66	3MHz	16QAM	131987	1RB#0	22.75	PASS
Band66	3MHz	QPSK	131987	1RB#8	23.80	PASS
Band66	3MHz	16QAM	131987	1RB#8	22.74	PASS
Band66	3MHz	QPSK	131987	1RB#14	23.82	PASS
Band66	3MHz	16QAM	131987	1RB#14	22.76	PASS
Band66	3MHz	QPSK	131987	8RB#0	22.83	PASS
Band66	3MHz	16QAM	131987	8RB#0	21.77	PASS
Band66	3MHz	QPSK	131987	8RB#4	22.83	PASS
Band66	3MHz	16QAM	131987	8RB#4	21.76	PASS
Band66	3MHz	QPSK	131987	8RB#7	22.85	PASS
Band66	3MHz	16QAM	131987	8RB#7	21.74	PASS
Band66	3MHz	QPSK	131987	15RB#0	22.73	PASS
Band66	3MHz	16QAM	131987	15RB#0	21.74	PASS
Band66	3MHz	QPSK	132322	1RB#0	23.96	PASS
Band66	3MHz	16QAM	132322	1RB#0	22.93	PASS
Band66	3MHz	QPSK	132322	1RB#8	23.93	PASS
Band66	3MHz	16QAM	132322	1RB#8	22.93	PASS
Band66	3MHz	QPSK	132322	1RB#14	23.97	PASS
Band66	3MHz	16QAM	132322	1RB#14	22.93	PASS
Band66	3MHz	QPSK	132322	8RB#0	22.99	PASS
Band66	3MHz	16QAM	132322	8RB#0	21.95	PASS
Band66	3MHz	QPSK	132322	8RB#4	23.00	PASS
Band66	3MHz	16QAM	132322	8RB#4	21.96	PASS
Band66	3MHz	QPSK	132322	8RB#7	22.97	PASS
Band66	3MHz	16QAM	132322	8RB#7	21.90	PASS
Band66	3MHz	QPSK	132322	15RB#0	22.89	PASS
Band66	3MHz	16QAM	132322	15RB#0	21.91	PASS
Band66	3MHz	QPSK	132657	1RB#0	24.28	PASS
Band66	3MHz	16QAM	132657	1RB#0	22.92	PASS
Band66	3MHz	QPSK	132657	1RB#8	24.29	PASS
Band66	3MHz	16QAM	132657	1RB#8	22.87	PASS
Band66	3MHz	QPSK	132657	1RB#14	24.32	PASS
Band66	3MHz	16QAM	132657	1RB#14	22.86	PASS
Band66	3MHz	QPSK	132657	8RB#0	23.19	PASS
Band66	3MHz	16QAM	132657	8RB#0	22.07	PASS
Band66	3MHz	QPSK	132657	8RB#4	23.20	PASS
Band66	3MHz	16QAM	132657	8RB#4	22.05	PASS
Band66	3MHz	QPSK	132657	8RB#7	23.17	PASS
Band66	3MHz	16QAM	132657	8RB#7	22.03	PASS
Band66	3MHz	QPSK	132657	15RB#0	23.10	PASS
Band66	3MHz	16QAM	132657	15RB#0	21.94	PASS
Band66	5MHz	QPSK	131997	1RB#0	23.83	PASS

Band66	5MHz	16QAM	131997	1RB#0	22.68	PASS
Band66	5MHz	QPSK	131997	1RB#12	23.91	PASS
Band66	5MHz	16QAM	131997	1RB#12	22.80	PASS
Band66	5MHz	QPSK	131997	1RB#24	23.83	PASS
Band66	5MHz	16QAM	131997	1RB#24	22.71	PASS
Band66	5MHz	QPSK	131997	12RB#0	22.79	PASS
Band66	5MHz	16QAM	131997	12RB#0	21.67	PASS
Band66	5MHz	QPSK	131997	12RB#6	22.81	PASS
Band66	5MHz	16QAM	131997	12RB#6	21.68	PASS
Band66	5MHz	QPSK	131997	12RB#13	22.80	PASS
Band66	5MHz	16QAM	131997	12RB#13	21.76	PASS
Band66	5MHz	QPSK	131997	25RB#0	22.78	PASS
Band66	5MHz	16QAM	131997	25RB#0	21.76	PASS
Band66	5MHz	QPSK	132322	1RB#0	23.91	PASS
Band66	5MHz	16QAM	132322	1RB#0	22.81	PASS
Band66	5MHz	QPSK	132322	1RB#12	24.03	PASS
Band66	5MHz	16QAM	132322	1RB#12	22.93	PASS
Band66	5MHz	QPSK	132322	1RB#24	23.95	PASS
Band66	5MHz	16QAM	132322	1RB#24	22.85	PASS
Band66	5MHz	QPSK	132322	12RB#0	22.91	PASS
Band66	5MHz	16QAM	132322	12RB#0	21.82	PASS
Band66	5MHz	QPSK	132322	12RB#6	22.94	PASS
Band66	5MHz	16QAM	132322	12RB#6	21.88	PASS
Band66	5MHz	QPSK	132322	12RB#13	22.89	PASS
Band66	5MHz	16QAM	132322	12RB#13	21.79	PASS
Band66	5MHz	QPSK	132322	25RB#0	22.93	PASS
Band66	5MHz	16QAM	132322	25RB#0	21.89	PASS
Band66	5MHz	QPSK	132647	1RB#0	24.06	PASS
Band66	5MHz	16QAM	132647	1RB#0	22.91	PASS
Band66	5MHz	QPSK	132647	1RB#12	24.20	PASS
Band66	5MHz	16QAM	132647	1RB#12	23.01	PASS
Band66	5MHz	QPSK	132647	1RB#24	24.12	PASS
Band66	5MHz	16QAM	132647	1RB#24	22.94	PASS
Band66	5MHz	QPSK	132647	12RB#0	23.13	PASS
Band66	5MHz	16QAM	132647	12RB#0	22.02	PASS
Band66	5MHz	QPSK	132647	12RB#6	23.12	PASS
Band66	5MHz	16QAM	132647	12RB#6	22.02	PASS
Band66	5MHz	QPSK	132647	12RB#13	22.97	PASS
Band66	5MHz	16QAM	132647	12RB#13	21.87	PASS
Band66	5MHz	QPSK	132647	25RB#0	23.02	PASS
Band66	5MHz	16QAM	132647	25RB#0	21.99	PASS
Band66	10MHz	QPSK	132022	1RB#0	23.84	PASS

Band66	10MHz	16QAM	132022	1RB#0	22.82	PASS
Band66	10MHz	QPSK	132022	1RB#24	24.01	PASS
Band66	10MHz	16QAM	132022	1RB#24	22.91	PASS
Band66	10MHz	QPSK	132022	1RB#49	23.84	PASS
Band66	10MHz	16QAM	132022	1RB#49	22.85	PASS
Band66	10MHz	QPSK	132022	25RB#0	22.82	PASS
Band66	10MHz	16QAM	132022	25RB#0	21.78	PASS
Band66	10MHz	QPSK	132022	25RB#12	22.82	PASS
Band66	10MHz	16QAM	132022	25RB#12	21.78	PASS
Band66	10MHz	QPSK	132022	25RB#25	22.98	PASS
Band66	10MHz	16QAM	132022	25RB#25	21.91	PASS
Band66	10MHz	QPSK	132022	50RB#0	22.90	PASS
Band66	10MHz	16QAM	132022	50RB#0	21.86	PASS
Band66	10MHz	QPSK	132322	1RB#0	23.95	PASS
Band66	10MHz	16QAM	132322	1RB#0	22.89	PASS
Band66	10MHz	QPSK	132322	1RB#24	24.06	PASS
Band66	10MHz	16QAM	132322	1RB#24	23.06	PASS
Band66	10MHz	QPSK	132322	1RB#49	24.04	PASS
Band66	10MHz	16QAM	132322	1RB#49	23.00	PASS
Band66	10MHz	QPSK	132322	25RB#0	23.04	PASS
Band66	10MHz	16QAM	132322	25RB#0	21.94	PASS
Band66	10MHz	QPSK	132322	25RB#12	23.03	PASS
Band66	10MHz	16QAM	132322	25RB#12	21.97	PASS
Band66	10MHz	QPSK	132322	25RB#25	23.02	PASS
Band66	10MHz	16QAM	132322	25RB#25	21.97	PASS
Band66	10MHz	QPSK	132322	50RB#0	23.02	PASS
Band66	10MHz	16QAM	132322	50RB#0	21.95	PASS
Band66	10MHz	QPSK	132622	1RB#0	24.01	PASS
Band66	10MHz	16QAM	132622	1RB#0	23.00	PASS
Band66	10MHz	QPSK	132622	1RB#24	24.10	PASS
Band66	10MHz	16QAM	132622	1RB#24	23.12	PASS
Band66	10MHz	QPSK	132622	1RB#49	24.09	PASS
Band66	10MHz	16QAM	132622	1RB#49	22.94	PASS
Band66	10MHz	QPSK	132622	25RB#0	23.16	PASS
Band66	10MHz	16QAM	132622	25RB#0	22.10	PASS
Band66	10MHz	QPSK	132622	25RB#12	23.17	PASS
Band66	10MHz	16QAM	132622	25RB#12	22.12	PASS
Band66	10MHz	QPSK	132622	25RB#25	22.90	PASS
Band66	10MHz	16QAM	132622	25RB#25	21.81	PASS
Band66	10MHz	QPSK	132622	50RB#0	23.00	PASS
Band66	10MHz	16QAM	132622	50RB#0	21.99	PASS
Band66	15MHz	QPSK	132047	1RB#0	23.87	PASS

Band66	15MHz	16QAM	132047	1RB#0	22.82	PASS
Band66	15MHz	QPSK	132047	1RB#38	23.96	PASS
Band66	15MHz	16QAM	132047	1RB#38	22.95	PASS
Band66	15MHz	QPSK	132047	1RB#74	23.81	PASS
Band66	15MHz	16QAM	132047	1RB#74	22.80	PASS
Band66	15MHz	QPSK	132047	38RB#0	22.96	PASS
Band66	15MHz	16QAM	132047	38RB#0	23.01	PASS
Band66	15MHz	QPSK	132047	38RB#18	23.01	PASS
Band66	15MHz	16QAM	132047	38RB#18	23.00	PASS
Band66	15MHz	QPSK	132047	38RB#37	23.01	PASS
Band66	15MHz	16QAM	132047	38RB#37	23.01	PASS
Band66	15MHz	QPSK	132047	75RB#0	23.02	PASS
Band66	15MHz	16QAM	132047	75RB#0	21.89	PASS
Band66	15MHz	QPSK	132322	1RB#0	23.90	PASS
Band66	15MHz	16QAM	132322	1RB#0	22.88	PASS
Band66	15MHz	QPSK	132322	1RB#38	24.03	PASS
Band66	15MHz	16QAM	132322	1RB#38	23.01	PASS
Band66	15MHz	QPSK	132322	1RB#74	23.99	PASS
Band66	15MHz	16QAM	132322	1RB#74	22.99	PASS
Band66	15MHz	QPSK	132322	38RB#0	23.19	PASS
Band66	15MHz	16QAM	132322	38RB#0	23.16	PASS
Band66	15MHz	QPSK	132322	38RB#18	23.17	PASS
Band66	15MHz	16QAM	132322	38RB#18	23.15	PASS
Band66	15MHz	QPSK	132322	38RB#37	23.15	PASS
Band66	15MHz	16QAM	132322	38RB#37	23.17	PASS
Band66	15MHz	QPSK	132322	75RB#0	23.16	PASS
Band66	15MHz	16QAM	132322	75RB#0	22.04	PASS
Band66	15MHz	QPSK	132597	1RB#0	23.95	PASS
Band66	15MHz	16QAM	132597	1RB#0	22.93	PASS
Band66	15MHz	QPSK	132597	1RB#38	24.00	PASS
Band66	15MHz	16QAM	132597	1RB#38	22.97	PASS
Band66	15MHz	QPSK	132597	1RB#74	23.95	PASS
Band66	15MHz	16QAM	132597	1RB#74	22.85	PASS
Band66	15MHz	QPSK	132597	38RB#0	23.06	PASS
Band66	15MHz	16QAM	132597	38RB#0	23.05	PASS
Band66	15MHz	QPSK	132597	38RB#18	23.07	PASS
Band66	15MHz	16QAM	132597	38RB#18	23.07	PASS
Band66	15MHz	QPSK	132597	38RB#37	23.10	PASS
Band66	15MHz	16QAM	132597	38RB#37	23.10	PASS
Band66	15MHz	QPSK	132597	75RB#0	23.07	PASS
Band66	15MHz	16QAM	132597	75RB#0	21.96	PASS
Band66	20MHz	QPSK	132072	1RB#0	23.86	PASS

Band66	20MHz	16QAM	132072	1RB#0	22.69	PASS
Band66	20MHz	QPSK	132072	1RB#49	24.44	PASS
Band66	20MHz	16QAM	132072	1RB#49	22.98	PASS
Band66	20MHz	QPSK	132072	1RB#99	23.82	PASS
Band66	20MHz	16QAM	132072	1RB#99	22.64	PASS
Band66	20MHz	QPSK	132072	50RB#0	22.79	PASS
Band66	20MHz	16QAM	132072	50RB#0	21.75	PASS
Band66	20MHz	QPSK	132072	50RB#25	22.82	PASS
Band66	20MHz	16QAM	132072	50RB#25	21.75	PASS
Band66	20MHz	QPSK	132072	50RB#50	22.90	PASS
Band66	20MHz	16QAM	132072	50RB#50	21.90	PASS
Band66	20MHz	QPSK	132072	100RB#0	22.82	PASS
Band66	20MHz	16QAM	132072	100RB#0	21.85	PASS
Band66	20MHz	QPSK	132322	1RB#0	23.85	PASS
Band66	20MHz	16QAM	132322	1RB#0	22.93	PASS
Band66	20MHz	QPSK	132322	1RB#49	24.21	PASS
Band66	20MHz	16QAM	132322	1RB#49	23.29	PASS
Band66	20MHz	QPSK	132322	1RB#99	23.98	PASS
Band66	20MHz	16QAM	132322	1RB#99	23.04	PASS
Band66	20MHz	QPSK	132322	50RB#0	22.96	PASS
Band66	20MHz	16QAM	132322	50RB#0	22.01	PASS
Band66	20MHz	QPSK	132322	50RB#25	22.99	PASS
Band66	20MHz	16QAM	132322	50RB#25	22.00	PASS
Band66	20MHz	QPSK	132322	50RB#50	23.04	PASS
Band66	20MHz	16QAM	132322	50RB#50	22.06	PASS
Band66	20MHz	QPSK	132322	100RB#0	23.01	PASS
Band66	20MHz	16QAM	132322	100RB#0	21.93	PASS
Band66	20MHz	QPSK	132572	1RB#0	23.91	PASS
Band66	20MHz	16QAM	132572	1RB#0	22.76	PASS
Band66	20MHz	QPSK	132572	1RB#49	24.15	PASS
Band66	20MHz	16QAM	132572	1RB#49	22.95	PASS
Band66	20MHz	QPSK	132572	1RB#99	23.91	PASS
Band66	20MHz	16QAM	132572	1RB#99	22.60	PASS
Band66	20MHz	QPSK	132572	50RB#0	22.92	PASS
Band66	20MHz	16QAM	132572	50RB#0	21.95	PASS
Band66	20MHz	QPSK	132572	50RB#25	22.87	PASS
Band66	20MHz	16QAM	132572	50RB#25	21.92	PASS
Band66	20MHz	QPSK	132572	50RB#50	22.57	PASS
Band66	20MHz	16QAM	132572	50RB#50	21.55	PASS
Band66	20MHz	QPSK	132572	100RB#0	22.82	PASS
Band66	20MHz	16QAM	132572	100RB#0	21.75	PASS

Remark:

1. Per KDB941225 D05 v02r05, Start with the largest channel bandwidth then measure SAR for QPSK with 1 RB allocation, using the RB offset and required test channel combination with the highest maximum output power among RB offsets at the upper edge, middle, and lower edge of each required test channel. When the reported SAR is ≤ 0.8 W/kg, testing of the remaining RB offset configurations and required test channels is not required for 1 RB allocation; otherwise, SAR is required for the remaining required test channels and only for the RB offset configuration with the highest output power for that channel. 6 When the reported SAR of a required test channel is > 1.45 W/kg, SAR is required for all three RB offset configurations for that required test channel.
2. Per KDB941225 D05 v02r05, the procedures required for 1 RB allocation in 5.2.1 are applied to measure the SAR for QPSK with 50% RB allocation.
3. Per KDB941225 D05 v02r05, For QPSK with 100% RB allocation, SAR is not required when the highest maximum output power for 100 % RB allocation is less than the highest maximum output power in 50% and 1 RB allocations, and the highest reported SAR for 1 RB and 50% RB allocation in 5.2.1 and 5.2.2 are ≤ 0.8 W/kg. Otherwise, SAR is measured for the highest output power channel; and if the reported SAR is > 1.45 W/kg, the remaining required test channels must also be tested.
4. Per KDB941225 D05 v02r05, For each modulation besides QPSK; e.g., 16-QAM, 64-QAM, apply the QPSK procedures in 5.2.1, 5.2.2, and 5.2.3 to determine the QAM configurations that may need SAR measurement. For each configuration identified as required for testing, SAR is required only when the highest maximum output power for the configuration in the higher order modulation is $> \frac{1}{2}$ dB higher than the same configuration in QPSK or when the reported SAR for the QPSK configuration is > 1.45 W/kg.

WLAN(2.4GHz)					
Test Mode	Data Rate	Channel	Frequency (MHz)	Conducted Power (dBm)	Tune-up power (dBm)
802.11b	1Mbps	CH 01	2412	19.63	20.0
		CH 06	2437	19.51	20.0
		CH 11	2462	19.25	20.0
802.11g	6Mbps	CH 01	2412	13.46	14.0
		CH 06	2437	13.33	14.0
		CH 11	2462	13.15	14.0
802.11n-HT20	MCS0	CH 01	2412	14.07	15.0
		CH 06	2437	13.27	15.0
		CH 11	2462	13.57	15.0
802.11n-HT40	MCS0	CH 03	2422	11.67	12.0
		CH 06	2437	11.54	12.0
		CH 09	2452	11.54	12.0

Remark:

1. Per KDB 248227 D01 v02r02, for 802.11b DSSS SAR measurements, DSSS SAR procedure applies to fixed exposure test position and initial test position procedure applies to multiple exposure test positions.
2. Per KDB 248227 D01 v02r02, For 802.11b DSSS SAR measurements ,when the reported SAR of the highest measured maximum output power channel (see 3.1) for the exposure configuration is ≤ 0.8 W/kg, no further SAR testing is required for 802.11b DSSS in that exposure configuration. When the reported SAR is > 0.8 W/kg, SAR is required for that exposure configuration using the next highest measured output power channel. When any reported SAR is > 1.2 W/kg, SAR is required for the third channel; i.e., all channels require testing.
- 3 .For OFDM modes (802.11g/n), SAR is not required when the highest reported SAR for DSSS is adjusted by the ratio of OFDM to DSSS specified maximum output power and it is ≤ 1.2 W/kg.

Bluetooth					
Test Mode	Data Rate	Channel	Frequency (MHz)	Conducted Power (dBm)	Tune-up power (dBm)
GFSK	1Mbps	CH 00	2402	5.75	11.5
		CH 39	2441	8.69	11.5
		CH 78	2480	11.41	11.5
$\pi/4$ DQPSK	2Mbps	CH 00	2402	4.95	11.5
		CH 39	2441	8.10	11.5
		CH 78	2480	11.42	11.5
8DPSK	3Mbps	CH 00	2402	4.92	11.5
		CH 39	2441	8.10	11.5
		CH 78	2480	11.15	11.5

Bluetooth				
Test Mode	Data Rate	Channel	Frequency (MHz)	Conducted Power (dBm)
BLE	1Mbps	CH 00	2402	-2.65
		CH 19	2440	-2.67
		CH 39	2480	-2.71
	2Mbps	CH 00	2402	-2.55
		CH 19	2440	-2.49
		CH 39	2480	-2.55

NFC				
Test Mode	Channel(MHz)	Max. Field Strength dBuV/m (at 3m)	Conducted Power (dBm)	Tune- up power (dBm)
NFC	13.56	68.75	-26.5	-26.0

Remark:

According to the KDB 447498 D01 V06, 4.3.1 c), for frequencies below 100 MHz, the following may be considered for SAR test exclusion (also illustrated in Appendix C):

Appendix C

SAR Test Exclusion Thresholds for < 100 MHz and < 200 mm

Approximate SAR test exclusion power thresholds at selected frequencies and test separation distances are illustrated in the following table. The equation and threshold in 4.3.1 must be applied to determine SAR test exclusion.

MHz	< 50	50	60	70	80	90	100	110	120	130	140	150	160	170	180	190	mm
100	237	474	481	487	494	501	507	514	521	527	534	541	547	554	561	567	mW
50	308	617	625	634	643	651	660	669	677	686	695	703	712	721	729	738	
10	474	948	961	975	988	1001	1015	1028	1041	1055	1068	1081	1095	1108	1121	1135	
1	711	1422	1442	1462	1482	1502	1522	1542	1562	1582	1602	1622	1642	1662	1682	1702	
0.1	948	1896	1923	1949	1976	2003	2029	2056	2083	2109	2136	2163	2189	2216	2243	2269	
0.05	1019	2039	2067	2096	2125	2153	2182	2211	2239	2268	2297	2325	2354	2383	2411	2440	
0.01	1185	2370	2403	2437	2470	2503	2537	2570	2603	2637	2670	2703	2737	2770	2803	2837	

- 1) For test separation distances > 50 mm and <200 mm, the power threshold at the corresponding test separation distance at 100 MHz in step b) is multiplied by $[1 + \log(100/f(\text{MHz}))]$
- 2) For test separation distances ≤ 50 mm, the power threshold determined by the equation in c) 1) for 50 mm and 100 MHz is multiplied by 1/2
- 3) SAR measurement procedures are not established below 100MHz.
 - Power and distance are rounded to the nearest mW and mm before calculation
 - The result is rounded to one decimal place for comparison

NFC:

Tune-Up Power (dBm)	Max. Power (mW)	Distance (mm)	Frequency (MHz)	Limit(mW)
-26.0	0.0025	5	13.56	118.5

The exclusion threshold is $0.0025 < 118.5$, therefore, the RF exposure evaluation is not required.

9.2 Test Results for Standalone SAR Test

Body SAR

GSM850 – Body SAR Test (Gap: 0mm)									
Plot No.	Mode	Test Position	Frequency		Output Power (dBm)	Rated Limit (dBm)	Scaling Factor	SAR1g (W/kg)	Scaled SAR1g (W/kg)
			CH.	MHz					
	GSM	Back Face	128	824.2	33.53	34.0	1.114	0.825	0.919
	GSM	Front Face	128	824.2	33.53	34.0	1.114	0.754	0.840
	GSM	Top Side	128	824.2	33.53	34.0	1.114	0.276	0.308
1.	GSM	Back Face	190	836.6	33.39	34.0	1.151	0.876	1.008
	GSM	Back Face	251	848.8	33.49	34.0	1.125	0.823	0.926
	GPRS_4TX	Back Face	128	824.2	29.93	30.0	1.016	0.485	0.493
	GPRS_4TX	Front Face	128	824.2	29.93	30.0	1.016	0.463	0.471
	GPRS_4TX	Top Side	128	824.2	29.93	30.0	1.016	0.290	0.295
	GPRS_4TX	Back Face	190	836.6	29.61	30.0	1.094	0.351	0.384
2.	GPRS_4TX	Back Face	251	848.8	29.64	30.0	1.086	0.501	0.544

GSM1900 – Body SAR Test (Gap: 0mm)									
Plot No.	Mode	Test Position	Frequency		Output Power (dBm)	Rated Limit (dBm)	Scaling Factor	SAR1g (W/kg)	Scaled SAR1g (W/kg)
			CH.	MHz					
	GSM	Back Face	810	1909.8	29.39	29.5	1.026	1.033	1.059
	GSM	Front Face	810	1909.8	29.39	29.5	1.026	0.975	1.000
	GSM	Top Side	810	1909.8	29.39	29.5	1.026	0.245	0.251
	GSM	Back Face	512	1850.2	29.29	29.5	1.050	1.021	1.072
3.	GSM	Back Face	661	1880	29.32	29.5	1.042	1.045	1.089
	GPRS_4TX	Back Face	810	1909.8	25.92	26.0	1.019	0.511	0.521
	GPRS_4TX	Front Face	810	1909.8	25.92	26.0	1.019	0.203	0.207
	GPRS_4TX	Top Side	810	1909.8	25.92	26.0	1.019	0.228	0.232
4.	GPRS_4TX	Back Face	512	1850.2	25.53	26.0	1.114	0.649	0.723
	GPRS_4TX	Back Face	661	1880	25.62	26.0	1.091	0.460	0.502

WCDMA Band 2 – Body SAR Test (Gap: 0mm)									
Plot No.	Mode	Test Position	Frequency		Output Power (dBm)	Rated Limit (dBm)	Scaling Factor	SAR1g (W/kg)	Scaled SAR1g (W/kg)
			CH.	MHz					
	RMC 12.2k	Back Face	9400	1852.4	22.70	23.0	1.072	1.196	1.282
	RMC 12.2k	Front Face	9400	1852.4	22.70	23.0	1.072	1.038	1.112
	RMC 12.2k	Top Side	9400	1852.4	22.70	23.0	1.072	0.961	1.030
5.	RMC 12.2k	Back Face	9262	1880.0	22.39	23.0	1.151	1.186	1.365
	RMC 12.2k	Back Face	9538	1907.6	22.32	23.0	1.169	1.152	1.347

WCDMA Band 4 – Body SAR Test (Gap: 0mm)									
Plot No.	Mode	Test Position	Frequency		Output Power (dBm)	Rated Limit (dBm)	Scaling Factor	SAR1g (W/kg)	Scaled SAR1g (W/kg)
			CH.	MHz					
	RMC 12.2k	Back Face	1513	1752.6	23.69	24.0	1.074	1.011	1.086
	RMC 12.2k	Front Face	1513	1752.6	23.69	24.0	1.074	0.420	0.451
	RMC 12.2k	Top Side	1513	1752.6	23.69	24.0	1.074	0.479	0.514
	RMC 12.2k	Back Face	1312	1712.4	23.44	24.0	1.138	0.982	1.117
6.	RMC 12.2k	Back Face	1413	1732.6	23.35	24.0	1.161	1.021	1.186

WCDMA Band 5 – Body SAR Test (Gap: 0mm)									
Plot No.	Mode	Test Position	Frequency		Output Power (dBm)	Rated Limit (dBm)	Scaling Factor	SAR1g (W/kg)	Scaled SAR1g (W/kg)
			CH.	MHz					
7.	RMC 12.2k	Back Face	4132	826.4	23.43	23.5	1.016	0.766	0.778
	RMC 12.2k	Front Face	4132	826.4	23.43	23.5	1.016	0.655	0.666
	RMC 12.2k	Top Side	4132	826.4	23.43	23.5	1.016	0.583	0.592
	RMC 12.2k	Back Face	4182	836.4	23.40	23.5	1.023	0.766	0.784
	RMC 12.2k	Back Face	4233	846.6	23.43	23.5	1.016	0.756	0.768

LTE Band 2–Body SAR Test (Gap: 0mm)								
Plot No.	Mode	Test Position	Frequency	Output Power (dBm)	Rated Limit (dBm)	Scaling Factor	SAR 1g (W/kg)	Scaled SAR1g (W/kg)
	Modulation, Bandwidth, RB		MHz					
	QPSK 20MHz 1RB	Back Face	1860	23.15	23.5	1.084	0.781	0.847
	QPSK 20MHz 1RB	Front Face	1860	23.15	23.5	1.084	0.342	0.371
	QPSK 20MHz 1RB	Top Side	1860	23.15	23.5	1.084	0.350	0.379
	QPSK 20MHz 1RB	Back Face	1880	22.68	23.5	1.208	0.756	0.913
8.	QPSK 20MHz 1RB	Back Face	1900	22.72	23.5	1.197	0.779	0.932
	QPSK 20MHz 50%RB	Back Face	1860	23.15	23.5	1.084	0.765	0.829
	QPSK 20MHz 50%RB	Front Face	1860	23.15	23.5	1.084	0.332	0.360
	QPSK 20MHz 50%RB	Top Side	1860	23.15	23.5	1.084	0.341	0.370
	QPSK 20MHz 50%RB	Back Face	1880	22.68	23.5	1.208	0.735	0.888
	QPSK 20MHz 50%RB	Back Face	1900	22.72	23.5	1.197	0.756	0.905

LTE Band 4–Body SAR Test (Gap: 0mm)								
Plot No.	Mode	Test Position	Frequency	Output Power (dBm)	Rated Limit (dBm)	Scaling Factor	SAR 1g (W/kg)	Scaled SAR1g (W/kg)
	Modulation, Bandwidth, RB		MHz					
	QPSK 20MHz 1RB	Back Face	1720	24.37	24.5	1.030	0.978	1.008
	QPSK 20MHz 1RB	Front Face	1720	24.37	24.5	1.030	0.541	0.557
	QPSK 20MHz 1RB	Top Side	1720	24.37	24.5	1.030	0.512	0.528
9.	QPSK 20MHz 1RB	Back Face	1732.5	23.98	24.5	1.127	0.968	1.091
	QPSK 20MHz 1RB	Back Face	1745	24.23	24.5	1.064	0.970	1.032
	QPSK 20MHz 50%RB	Back Face	1720	24.37	24.5	1.030	0.962	0.991
	QPSK 20MHz 50%RB	Front Face	1720	24.37	24.5	1.030	0.530	0.546
	QPSK 20MHz 50%RB	Top Side	1720	24.37	24.5	1.030	0.501	0.516
	QPSK 20MHz 50%RB	Back Face	1732.5	23.98	24.5	1.127	0.932	1.050
	QPSK 20MHz 50%RB	Back Face	1745	24.23	24.5	1.064	0.943	1.003

LTE Band 5–Body SAR Test (Gap: 0mm)								
Plot No.	Mode	Test Position	Frequency	Output Power (dBm)	Rated Limit (dBm)	Scaling Factor	SAR 1g (W/kg)	Scaled SAR1g (W/kg)
	Modulation, Bandwidth, RB		MHz					
	QPSK 10MHz 1RB	Back Face	836.5	23.81	24.0	1.045	0.901	0.941
	QPSK 10MHz 1RB	Front Face	836.5	23.81	24.0	1.045	0.889	0.929
	QPSK 10MHz 1RB	Top Side	836.5	23.81	24.0	1.045	0.686	0.717
10.	QPSK 10MHz 1RB	Back Face	829	23.79	24.0	1.050	0.907	0.952
	QPSK 10MHz 1RB	Back Face	844	23.76	24.0	1.057	0.901	0.952
	QPSK 10MHz 50%RB	Back Face	836.5	23.81	24.0	1.045	0.885	0.925
	QPSK 10MHz 50%RB	Front Face	836.5	23.81	24.0	1.045	0.871	0.910
	QPSK 10MHz 50%RB	Top Side	836.5	23.81	24.0	1.045	0.669	0.699
	QPSK 10MHz 50%RB	Back Face	829	23.79	24.0	1.050	0.892	0.936
	QPSK 10MHz 50%RB	Back Face	844	23.76	24.0	1.057	0.883	0.933

LTE Band 7–Body SAR Test (Gap: 0mm)								
Plot No.	Mode	Test Position	Frequency	Output Power (dBm)	Rated Limit (dBm)	Scaling Factor	SAR 1g (W/kg)	Scaled SAR1g (W/kg)
	Modulation, Bandwidth, RB		MHz					
	QPSK 20MHz 1RB	Back Face	2510	22.79	23.0	1.050	0.924	0.970
	QPSK 20MHz 1RB	Front Face	2510	22.79	23.0	1.050	0.653	0.685
	QPSK 20MHz 1RB	Top Side	2510	22.79	23.0	1.050	0.662	0.695
11.	QPSK 20MHz 1RB	Back Face	2535	22.46	23.0	1.132	0.913	1.034
	QPSK 20MHz 1RB	Back Face	2560	22.56	23.0	1.107	0.920	1.018
	QPSK 20MHz 50%RB	Back Face	2510	22.79	23.0	1.050	0.915	0.960
	QPSK 20MHz 50%RB	Front Face	2510	22.79	23.0	1.050	0.632	0.663
	QPSK 20MHz 50%RB	Top Side	2510	22.79	23.0	1.050	0.641	0.673
	QPSK 20MHz 50%RB	Back Face	2535	22.46	23.0	1.132	0.906	1.026
	QPSK 20MHz 50%RB	Back Face	2560	22.56	23.0	1.107	0.910	1.007

LTE Band 12–Body SAR Test (Gap: 0mm)								
Plot No.	Mode	Test Position	Frequency	Output Power (dBm)	Rated Limit (dBm)	Scaling Factor	SAR 1g (W/kg)	Scaled SAR1g (W/kg)
	Modulation, Bandwidth, RB		MHz					
	QPSK 10MHz 1RB	Back Face	707.5	23.94	24.0	1.014	0.827	0.839
	QPSK 10MHz 1RB	Front Face	707.5	23.94	24.0	1.014	0.786	0.797
	QPSK 10MHz 1RB	Top Side	707.5	23.94	24.0	1.014	0.430	0.436
	QPSK 10MHz 1RB	Back Face	704	23.90	24.0	1.023	0.809	0.828
12.	QPSK 10MHz 1RB	Back Face	711	23.89	24.0	1.026	0.851	0.873
	QPSK 10MHz 50%RB	Back Face	707.5	23.94	24.0	1.014	0.798	0.809
	QPSK 10MHz 50%RB	Front Face	707.5	23.94	24.0	1.014	0.765	0.776
	QPSK 10MHz 50%RB	Top Side	707.5	23.94	24.0	1.014	0.412	0.418
	QPSK 10MHz 50%RB	Back Face	704	23.90	24.0	1.023	0.782	0.800
	QPSK 10MHz 50%RB	Back Face	711	23.89	24.0	1.026	0.834	0.855

LTE Band 17–Body SAR Test (Gap: 0mm)								
Plot No.	Mode	Test Position	Frequency	Output Power (dBm)	Rated Limit (dBm)	Scaling Factor	SAR 1g (W/kg)	Scaled SAR1g (W/kg)
	Modulation, Bandwidth, RB		MHz					
	QPSK 10MHz 1RB	Back Face	709	24.00	24.5	1.122	0.694	0.779
	QPSK 10MHz 1RB	Front Face	709	24.00	24.5	1.122	0.663	0.744
	QPSK 10MHz 1RB	Top Side	709	24.00	24.5	1.122	0.345	0.387
	QPSK 10MHz 1RB	Back Face	710	23.87	24.5	1.156	0.675	0.780
13.	QPSK 10MHz 1RB	Back Face	711	23.93	24.5	1.140	0.696	0.794
	QPSK 10MHz 50%RB	Back Face	709	24.00	24.5	1.122	0.673	0.755
	QPSK 10MHz 50%RB	Front Face	709	24.00	24.5	1.122	0.642	0.720
	QPSK 10MHz 50%RB	Top Side	709	24.00	24.5	1.122	0.327	0.367
	QPSK 10MHz 50%RB	Back Face	710	23.87	24.5	1.156	0.652	0.754
	QPSK 10MHz 50%RB	Back Face	711	23.93	24.5	1.140	0.677	0.772

LTE Band 38–Body SAR Test (Gap: 0mm)								
Plot No.	Mode	Test Position	Frequency	Output Power (dBm)	Rated Limit (dBm)	Scaling Factor	SAR 1g (W/kg)	Scaled SAR1g (W/kg)
	Modulation, Bandwidth, RB		MHz					
	QPSK 20MHz 1RB	Back Face	2595	23.44	24.0	1.138	0.404	0.460
	QPSK 20MHz 1RB	Front Face	2595	23.44	24.0	1.138	0.201	0.229
	QPSK 20MHz 1RB	Top Side	2595	23.44	24.0	1.138	0.235	0.267
14.	QPSK 20MHz 1RB	Back Face	2580	23.03	24.0	1.250	0.399	0.499
	QPSK 20MHz 1RB	Back Face	2610	23.31	24.0	1.172	0.395	0.463
	QPSK 20MHz 50%RB	Back Face	2595	23.44	24.0	1.138	0.398	0.453
	QPSK 20MHz 50%RB	Front Face	2595	23.44	24.0	1.138	0.196	0.223
	QPSK 20MHz 50%RB	Top Side	2595	23.44	24.0	1.138	0.210	0.239
	QPSK 20MHz 50%RB	Back Face	2580	23.03	24.0	1.250	0.376	0.470
	QPSK 20MHz 50%RB	Back Face	2610	23.31	24.0	1.172	0.383	0.449

LTE Band 40(2305-2315MHz)–Body SAR Test (Gap: 0mm)								
Plot No.	Mode	Test Position	Frequency	Output Power (dBm)	Rated Limit (dBm)	Scaling Factor	SAR 1g (W/kg)	Scaled SAR1g (W/kg)
	Modulation, Bandwidth, RB		MHz					
15.	QPSK 10MHz 1RB	Back Face	2310	23.98	24.5	1.127	0.385	0.434
	QPSK 10MHz 1RB	Front Face	2310	23.98	24.5	1.127	0.301	0.339
	QPSK 10MHz 1RB	Top Side	2310	23.98	24.5	1.127	0.336	0.379
	QPSK 10MHz 50%RB	Back Face	2310	23.98	24.5	1.127	0.367	0.414
	QPSK 10MHz 50%RB	Front Face	2310	23.98	24.5	1.127	0.293	0.330
	QPSK 10MHz 50%RB	Top Side	2310	23.98	24.5	1.127	0.315	0.355

LTE Band 40(2350-2360MHz)–Body SAR Test (Gap: 0mm)								
Plot No.	Mode	Test Position	Frequency	Output Power (dBm)	Rated Limit (dBm)	Scaling Factor	SAR 1g (W/kg)	Scaled SAR1g (W/kg)
	Modulation, Bandwidth, RB		MHz					
16.	QPSK 10MHz 1RB	Back Face	2355	23.57	24.0	1.104	0.450	0.497
	QPSK 10MHz 1RB	Front Face	2355	23.57	24.0	1.104	0.335	0.370
	QPSK 10MHz 1RB	Top Side	2355	23.57	24.0	1.104	0.362	0.400
	QPSK 10MHz 50%RB	Back Face	2355	23.57	24.0	1.104	0.446	0.492
	QPSK 10MHz 50%RB	Front Face	2355	23.57	24.0	1.104	0.321	0.354
	QPSK 10MHz 50%RB	Top Side	2355	23.57	24.0	1.104	0.353	0.390

LTE Band 41(2555-2655MHz)–Body SAR Test (Gap: 0mm)								
Plot No.	Mode	Test Position	Frequency	Output Power (dBm)	Rated Limit (dBm)	Scaling Factor	SAR 1g (W/kg)	Scaled SAR1g (W/kg)
	Modulation, Bandwidth, RB		MHz					
	QPSK 20MHz 1RB	Back Face	2645	23.88	24.0	1.028	0.482	0.496
	QPSK 20MHz 1RB	Front Face	2645	23.88	24.0	1.028	0.413	0.425
	QPSK 20MHz 1RB	Top Side	2645	23.88	24.0	1.028	0.435	0.447
17.	QPSK 20MHz 1RB	Back Face	2565	22.70	24.0	1.349	0.467	0.630
	QPSK 20MHz 1RB	Back Face	2605	23.12	24.0	1.225	0.491	0.601
	QPSK 20MHz 50%RB	Back Face	2645	23.88	24.0	1.028	0.473	0.486
	QPSK 20MHz 50%RB	Front Face	2645	23.88	24.0	1.028	0.402	0.413
	QPSK 20MHz 50%RB	Top Side	2645	23.88	24.0	1.028	0.419	0.431
	QPSK 20MHz 50%RB	Back Face	2565	22.70	24.0	1.349	0.453	0.611
	QPSK 20MHz 50%RB	Back Face	2605	23.12	24.0	1.225	0.477	0.584

LTE Band 66–Body SAR Test (Gap: 0mm)								
Plot No.	Mode	Test Position	Frequency	Output Power (dBm)	Rated Limit (dBm)	Scaling Factor	SAR 1g (W/kg)	Scaled SAR1g (W/kg)
	Modulation, Bandwidth, RB		MHz					
	QPSK 20MHz 1RB	Back Face	1720	24.44	24.5	1.014	1.108	1.123
	QPSK 20MHz 1RB	Front Face	1720	24.44	24.5	1.014	0.865	0.877
	QPSK 20MHz 1RB	Top Side	1720	24.44	24.5	1.014	0.902	0.915
	QPSK 20MHz 1RB	Back Face	1745	24.21	24.5	1.069	1.085	1.160
18.	QPSK 20MHz 1RB	Back Face	1770	24.15	24.5	1.084	1.100	1.192
	QPSK 20MHz 50%RB	Back Face	1720	24.44	24.5	1.014	1.089	1.104
	QPSK 20MHz 50%RB	Front Face	1720	24.44	24.5	1.014	0.732	0.742
	QPSK 20MHz 50%RB	Top Side	1720	24.44	24.5	1.014	0.841	0.853
	QPSK 20MHz 50%RB	Back Face	1745	24.21	24.5	1.069	0.999	1.068
	QPSK 20MHz 50%RB	Back Face	1770	24.15	24.5	1.084	1.053	1.141

WLAN 2.4GHz –Body SAR Test(Gap: 0mm)									
Plot No.	Mode	Test Position	Frequency		Output Power (dBm)	Rated Limit (dBm)	Scaling Factor	SAR1g (W/kg)	Scaled SAR1g (W/kg)
			CH.	MHz					
	802.11b	Back Face	CH 01	2412	19.63	20.0	1.089	0.047	0.051
	802.11b	Front Face	CH 01	2412	19.63	20.0	1.089	0.079	0.086
	802.11b	Right Side	CH 01	2412	19.63	20.0	1.089	0.017	0.019
	802.11b	Top Side	CH 01	2412	19.63	20.0	1.089	0.015	0.016
	802.11b	Front Face	CH 06	2437	19.51	20.0	1.119	0.090	0.101
19.	802.11b	Front Face	CH 11	2462	19.25	20.0	1.189	0.091	0.108

Bluetooth–Body SAR Test(Gap: 0mm)									
Plot No.	Mode	Test Position	Frequency		Output Power (dBm)	Rated Limit (dBm)	Scaling Factor	SAR1g (W/kg)	Scaled SAR1g (W/kg)
			CH.	MHz					
	$\pi/4$ DQPSK	Back Face	CH 78	2480	11.42	11.5	1.019	0.019	0.019
	$\pi/4$ DQPSK	Front Face	CH 78	2480	11.42	11.5	1.019	0.041	0.042
	$\pi/4$ DQPSK	Right Side	CH 78	2480	11.42	11.5	1.019	0.016	0.016
	$\pi/4$ DQPSK	Top Side	CH 78	2480	11.42	11.5	1.019	0.015	0.015
20.	$\pi/4$ DQPSK	Front Face	CH 00	2402	4.95	11.5	4.519	0.017	0.077
	$\pi/4$ DQPSK	Front Face	CH 39	2441	8.10	11.5	2.188	0.021	0.046

Remark: Per KDB 447498 D01 v06, if the highest output channel SAR for each exposure position ≤ 0.8 W/kg other channels SAR tests are not necessary.

Repeated SAR

GSM850 – Body SAR Test (Gap: 0mm)								
Mode	Test Position	Frequency		SAR1g (W/kg)	Repeated SAR		Ratio	
		CH.	MHz		1	2	1	2
GSM	Back Face	128	824.2	0.825	0.812	/	1.016	/
GSM	Back Face	190	836.6	0.876	0.839	/	1.044	/
GSM	Back Face	251	848.8	0.823	0.801	/	1.027	/

GSM1900 – Body SAR Test (Gap: 0mm)								
Mode	Test Position	Frequency		SAR1g (W/kg)	Repeated SAR		Ratio	
		CH.	MHz		1	2	1	2
GSM	Back Face	810	1909.8	1.033	1.011	/	1.022	/
GSM	Front Face	810	1909.8	0.975	0.962	/	1.014	/
GSM	Back Face	512	1850.2	1.021	1.013	/	1.008	/
GSM	Back Face	661	1880	1.045	1.024	/	1.021	/

WCDMA Band 2 – Body SAR Test (Gap: 0mm)								
Mode	Test Position	Frequency		SAR1g (W/kg)	Repeated SAR		Ratio	
		CH.	MHz		1	2	1	2
RMC 12.2k	Back Face	9400	1852.4	1.196	1.185	/	1.009	/
RMC 12.2k	Front Face	9400	1852.4	1.038	1.015	/	1.023	/
RMC 12.2k	Top Side	9400	1852.4	0.961	0.943	/	1.019	/
RMC 12.2k	Back Face	9262	1880.0	1.186	1.126	/	1.053	/
RMC 12.2k	Back Face	9538	1907.6	1.152	1.114	/	1.034	/

WCDMA Band 4 – Body SAR Test (Gap: 0mm)								
Mode	Test Position	Frequency		SAR1g (W/kg)	Repeated SAR		Ratio	
		CH.	MHz		1	2	1	2
RMC 12.2k	Back Face	1513	1752.6	1.011	0.998		1.013	
RMC 12.2k	Back Face	1312	1712.4	0.982	0.967		1.016	
RMC 12.2k	Back Face	1413	1732.6	1.021	0.993		1.028	

LTE Band 4–Body SAR Test (Gap: 0mm)							
Mode	Test Position	Frequency	SAR1g (W/kg)	Repeated SAR		Ratio	
		MHz		1	2	1	2
QPSK 20MHz 1RB	Back Face	1720	0.978	0.957	/	1.022	/
QPSK 20MHz 1RB	Back Face	1732.5	0.968	0.935	/	1.035	/
QPSK 20MHz 1RB	Back Face	1745	0.970	0.942	/	1.030	/
QPSK 20MHz 50%RB	Back Face	1720	0.962	0.928	/	1.037	/
QPSK 20MHz 50%RB	Back Face	1732.5	0.932	0.911	/	1.023	/
QPSK 20MHz 50%RB	Back Face	1745	0.943	0.917	/	1.028	/

LTE Band 5–Body SAR Test (Gap: 0mm)							
Mode	Test Position	Frequency	SAR1g (W/kg)	Repeated SAR		Ratio	
		MHz		1	2	1	2
QPSK 10MHz 1RB	Back Face	836.5	0.901	0.886	/	1.017	/
QPSK 10MHz 1RB	Front Face	836.5	0.889	0.867	/	1.025	/
QPSK 10MHz 1RB	Back Face	829	0.907	0.879	/	1.032	/
QPSK 10MHz 1RB	Back Face	844	0.901	0.881	/	1.023	/
QPSK 10MHz 50%RB	Back Face	836.5	0.885	0.854	/	1.036	/
QPSK 10MHz 50%RB	Front Face	836.5	0.871	0.847	/	1.028	/
QPSK 10MHz 50%RB	Back Face	829	0.892	0.863	/	1.034	/
QPSK 10MHz 50%RB	Back Face	844	0.883	0.842	/	1.049	/

LTE Band 7–Body SAR Test (Gap: 0mm)							
Mode	Test Position	Frequency	SAR1g (W/kg)	Repeated SAR		Ratio	
		MHz		1	2	1	2
QPSK 20MHz 1RB	Back Face	2510	0.924	0.902	/	1.024	/
QPSK 20MHz 1RB	Back Face	2535	0.913	0.886	/	1.030	/
QPSK 20MHz 1RB	Back Face	2560	0.920	0.893	/	1.030	/
QPSK 20MHz 50%RB	Back Face	2510	0.915	0.902	/	1.014	/
QPSK 20MHz 50%RB	Back Face	2535	0.906	0.887	/	1.021	/
QPSK 20MHz 50%RB	Back Face	2560	0.910	0.885	/	1.028	/

LTE Band 12–Body SAR Test (Gap: 0mm)							
Mode	Test Position	Frequency	SAR1g (W/kg)	Repeated SAR		Ratio	
		MHz		1	2	1	2
QPSK 10MHz 1RB	Back Face	707.5	0.827	0.802	/	1.031	/
QPSK 10MHz 1RB	Back Face	704	0.809	0.788	/	1.027	/
QPSK 10MHz 1RB	Back Face	711	0.851	0.821	/	1.037	/
QPSK 10MHz 50%RB	Back Face	711	0.834	0.812	/	1.027	/

LTE Band 66–Body SAR Test (Gap: 0mm)							
Mode	Test Position	Frequency	SAR1g (W/kg)	Repeated SAR		Ratio	
		MHz		1	2	1	2
QPSK 20MHz 1RB	Back Face	1720	1.108	1.085	/	1.021	/
QPSK 20MHz 1RB	Front Face	1720	0.865	0.843	/	1.026	/
QPSK 20MHz 1RB	Top Side	1720	0.902	0.887	/	1.017	/
QPSK 20MHz 1RB	Back Face	1745	1.085	1.052	/	1.031	/
QPSK 20MHz 1RB	Back Face	1770	1.100	1.067	/	1.031	/
QPSK 20MHz 50%RB	Back Face	1720	1.089	1.063	/	1.024	/
QPSK 20MHz 50%RB	Top Side	1720	0.841	0.821	/	1.024	/
QPSK 20MHz 50%RB	Back Face	1745	0.999	0.964	/	1.036	/
QPSK 20MHz 50%RB	Back Face	1770	1.053	1.021	/	1.031	/

Remark:

- 1) Repeated measurement is not required when the original highest measured SAR is < 0.80 W/kg; steps 2) through 4) do not apply.
- 2) When the original highest measured SAR is ≥ 0.80 W/kg, repeat that measurement once.
- 3) Perform a second repeated measurement only if the ratio of largest to smallest SAR for the original and first repeated measurements is > 1.20 or when the original or repeated measurement is ≥ 1.45 W/kg (~ 10% from the 1-g SAR limit).
- 4) Perform a third repeated measurement only if the original, first or second repeated measurement is ≥ 1.5 W/kg and the ratio of largest to smallest SAR for the original, first and second repeated measurements is > 1.20.

9.3 Simultaneous Multi-band Transmission SAR Analysis

List of Mode for Simultaneous Multi-band Transmission

No.	Configurations	Body SAR
1	GSM(Voice/Data) + WLAN(2.4GHz)(Data) + NFC(Data)	Yes
2	WCDMA (Data)+ WLAN (2.4GHz)(Data) + NFC(Data)	Yes
3	LTE(Data) + WLAN (2.4GHz)(Data) + NFC(Data)	Yes
4	GSM(Voice/Data) + Bluetooth(Data) + NFC(Data)	Yes
5	WCDMA (Data) + Bluetooth(Data) + NFC(Data)	Yes
6	LTE(Data) + Bluetooth(Data) + NFC(Data)	Yes

Remark:

1. GSM, WCDMA and LTE share the same antenna, and cannot transmit simultaneously.
2. WLAN and Bluetooth share the same antenna, and cannot transmit simultaneously.
3. According to the KDB 447498 D01 v06, when standalone SAR test exclusion applies to an antenna that transmits simultaneously with other antennas, the standalone SAR must be estimated according to following to determine simultaneous transmission SAR test exclusion:

$(\text{max. power of channel, including tune-up tolerance, mW}) / (\text{min. test separation distance, mm}) \cdot [\sqrt{f(\text{GHz})} / x]$
W/kg for test separation distances ≤ 50 mm;

where $x = 7.5$ for 1-g SAR, and $x = 18.75$ for 10-g SAR.

For simultaneous transmission analysis, NFC SAR is estimated per KDB 447498 D01 v06 as below:

NFC:

Tune-Up Power (dBm)	Max. Power (mW)	Distance (mm)	Frequency (GHz)	X	SAR(1g) 5mm
-26.0	0.0025	5/10	0.01356	7.5	0.0001

4. The maximum SAR summation is calculated based on the same configuration and test position.

Body SAR**WWAN and WLAN**

Position	WWAN		WLAN(2.4GHz)	NFC	Summed SAR (W/kg)
	Band	Scaled SAR (W/kg)	Scaled SAR (W/kg)	Scaled SAR (W/kg)	
Back	GSM	1.089	0.051	0.0001	1.140
Front	GSM	1.000	0.108	0.0001	1.108
Right side	GSM	--	0.019	0.0001	0.019
Left side	GSM	--	--	0.0001	0.0001
Top side	GSM	0.308	0.016	0.0001	0.324
Bottom side	GSM	--	--	0.0001	0.0001
Back	WCDMA	1.365	0.051	0.0001	1.416
Front	WCDMA	1.112	0.108	0.0001	1.220
Right side	WCDMA	--	0.019	0.0001	0.019
Left side	WCDMA	--	--	0.0001	0.0001
Top side	WCDMA	1.030	0.016	0.0001	1.046
Bottom side	WCDMA	--	--	0.0001	0.0001
Back	LTE	1.192	0.051	0.0001	1.243
Front	LTE	0.929	0.108	0.0001	1.037
Right side	LTE	--	0.019	0.0001	0.019
Left side	LTE	--	--	0.0001	0.0001
Top side	LTE	0.915	0.016	0.0001	0.931
Bottom side	LTE	--	--	0.0001	0.0001

Note:

WWAN + Bluetooth test result less than the WWAN + WLAN (2.4GHz) test result, so the WWAN + Bluetooth test result is not show in the test report.

10. Measurement Uncertainty

10.1 Uncertainty for SAR Test

Input quantity X_i (source of uncertainty)	Ref.	Prob. Dist PDF _i	Unc. $a(x_i)$	Div. q_i	$u(x_i) = a(x_i)/q_i$	c_i (1 g; 10 g)	$u(y) = c_i \cdot u(x_i)$	v_i or v_{eff}
Measurement System errors								
Probe calibration	8.4.1.1	N	7.00	2	3.5	1	3.5	∞
Probe calibration drift	8.4.1.2	R	0	$\sqrt{3}$	0	1	0	∞
Probe linearity and detection limit	8.4.1.3	R	5.00	$\sqrt{3}$	2.89	1	2.89	∞
Broadband signal	8.4.1.4	R	0	$\sqrt{3}$	0	1	0	∞
Probe isotropy	8.4.1.5	R	2.50	$\sqrt{3}$	1.44	1	1.44	∞
Other probe and data acquisition errors	8.4.1.6	N	0.02	1	0.02	1	0.02	∞
RF ambient and noise	8.4.1.7	N	0	1	0	1	0	∞
Probe positioning errors	8.4.1.8	N	1.40	1	1.40	2/TM	0.70	
Data processing errors	8.4.1.9	N	0.05	1	0.05	1	0.05	∞
Phantom and device (DUT or validation antenna) errors								
Measurement of phantom conductivity(σ)	8.4.2.1	N	4.00	1	4.00	c_ϵ, c_σ	4.00	∞
Temperature effects (medium)	8.4.2.2	R	2.50	$\sqrt{3}$	1.44	c_ϵ, c_σ	1.44	∞
Shell permittivity	8.4.2.3	R	5.00	$\sqrt{3}$	2.88	See 8.4.2.3	2.88	∞
Distance between the radiating element of the DUT and the phantom medium	8.4.2.4	N	0.03	1	0.03	2	0.02	∞
Repeatability of positioning the DUT or source against the phantom	8.4.2.5	N	0.05	1	0.05	1	0.05	5
Device holder effects	8.4.2.6	N	5.00	1	5.00	1	5.00	
Effect of operating mode on probe sensitivity	8.4.2.7	R	0	$\sqrt{3}$	0	1	0	∞
Time-average SAR	8.4.2.8	R	0	$\sqrt{3}$	0	1	0	∞
Variation in SAR due to drift in output of DUT	8.4.2.9	N	5.00	1	5.00	1	5.00	
Validation antenna uncertainty (validation measurement only)	8.4.2.10	N	0	1	0	1	0	

Uncertainty in accepted power (validation measurement only)	8.4.2.11	N	0	1	0	1	0	
Corrections to the SAR result								
Phantom deviation from target (ϵ', σ)	8.4.3.1	N	0.05	1	0.05	1	0.05	
SAR scaling	8.4.3.2	R	2.00	$\sqrt{3}$	1.15	1	1.15	
Combined Standard Uncertainty		RSS			10.11		10.11	$\nu_{\text{eff}}=$
Expanded uncertainty, U		K=2			20.23		20.23	

Annex A. Plots of System Performance Check

MEASUREMENT 1

Type: Validation measurement (Fast, 75.00 %)

Date of measurement: 2024-04-27

Measurement duration: 7 minutes 21 seconds

E-field Probe: SSE2 - SN 18/21 EPGO356; ConvF: 1.67; Calibrated: 2023-07-07

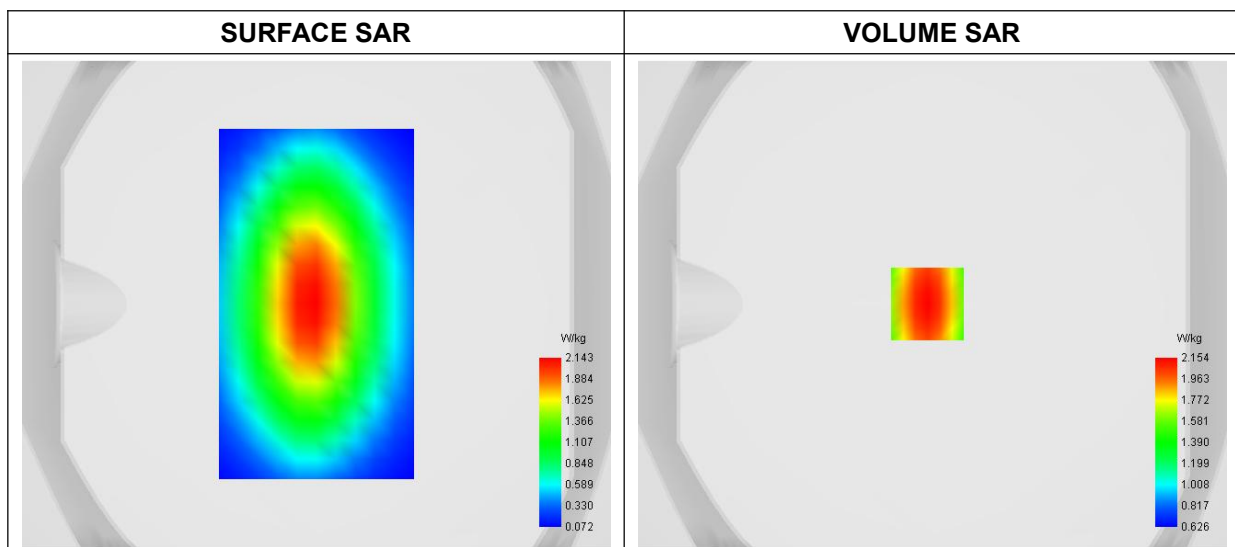
A. Experimental conditions

Area Scan	dx=8mm dy=8mm
Zoom Scan	dx=5mm dy=5mm dz=4mm
Phantom	Validation plane
Device Position	Dipole
Band	CW750
Signal	Duty Cycle 1:1

B. SAR Measurement Results

Frequency (MHz)	750.000000
Relative Permittivity (real part)	40.732824
Conductivity (S/m)	0.912347
Power Variation (%)	1.178100
Ambient Temperature	22.2
Liquid Temperature	22.2

C. SAR Surface and Volume



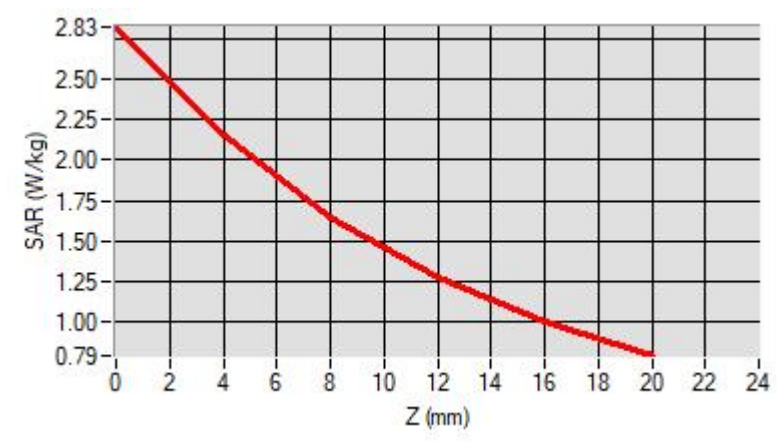
Maximum location: X=-2.00, Y=0.00

D. SAR 1g & 10g

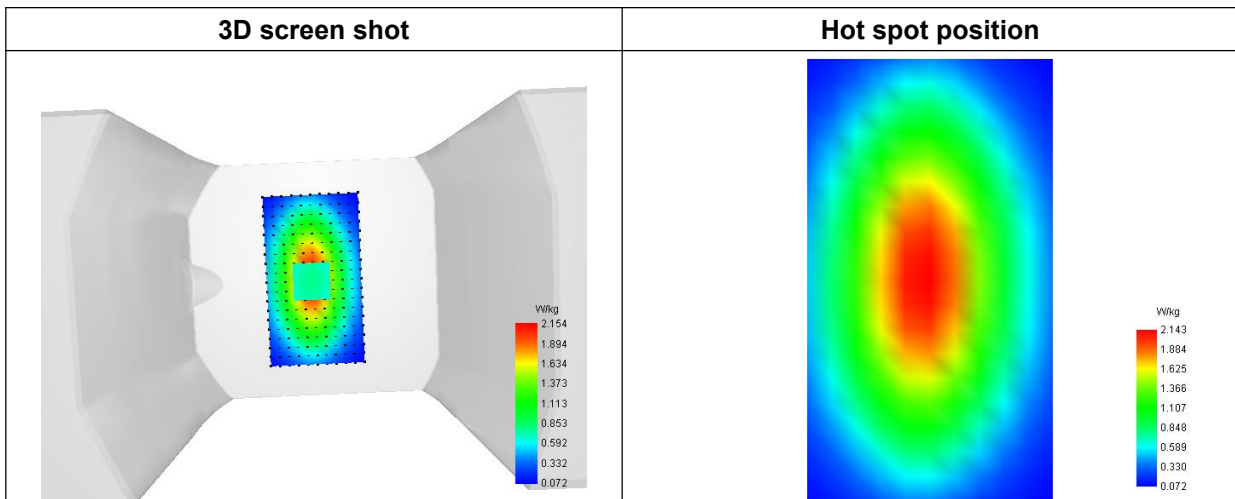
SAR 10g (W/Kg)	1.430855
SAR 1g (W/Kg)	2.051374

E. Z Axis Scan

Z (mm)	0.00	4.00	8.00	12.00	16.00
SAR (W/Kg)	2.8268	2.1542	1.6473	1.2759	1.0033



F. 3D Image



MEASUREMENT 2

Type: Validation measurement (Fast, 75.00 %)

Date of measurement: 2024-04-27

Measurement duration: 12 minutes 21 seconds

E-field Probe: SSE2 - SN 18/21 EPGO356; ConvF: 1.71; Calibrated: 2023-07-07

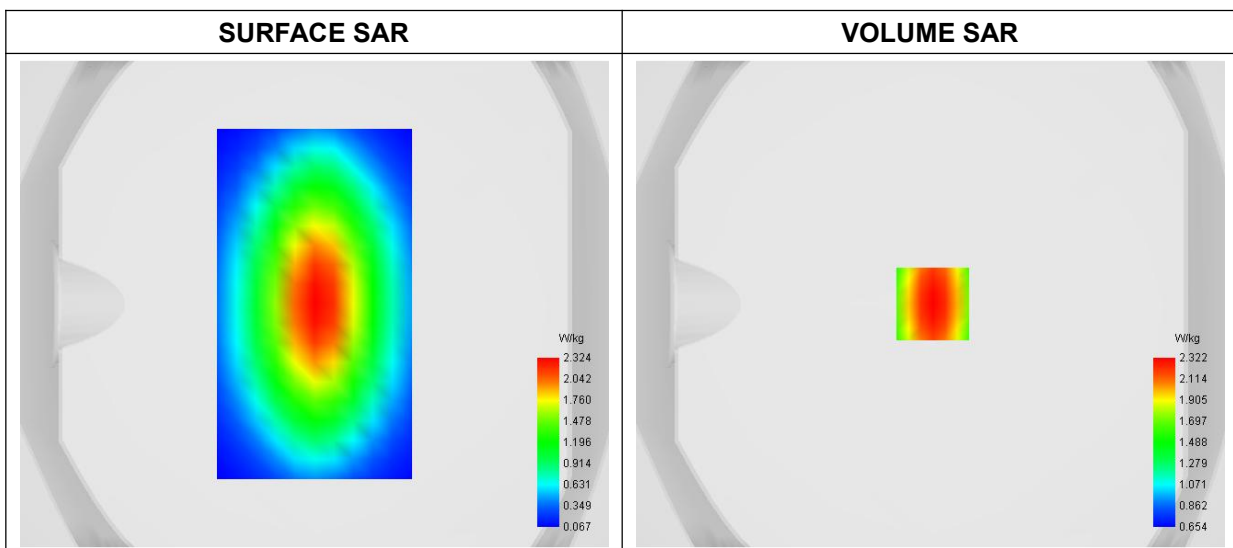
A. Experimental conditions

Area Scan	dx=8mm dy=8mm
Zoom Scan	dx=5mm dy=5mm dz=4mm
Phantom	Validation plane
Device Position	Dipole
Band	CW835
Signal	Duty Cycle 1:1

B. SAR Measurement Results

Frequency (MHz)	835.000000
Relative Permittivity (real part)	41.312489
Conductivity (S/m)	0.941417
Power Variation (%)	-1.884700
Ambient Temperature	22.2
Liquid Temperature	22.2

C. SAR Surface and Volume



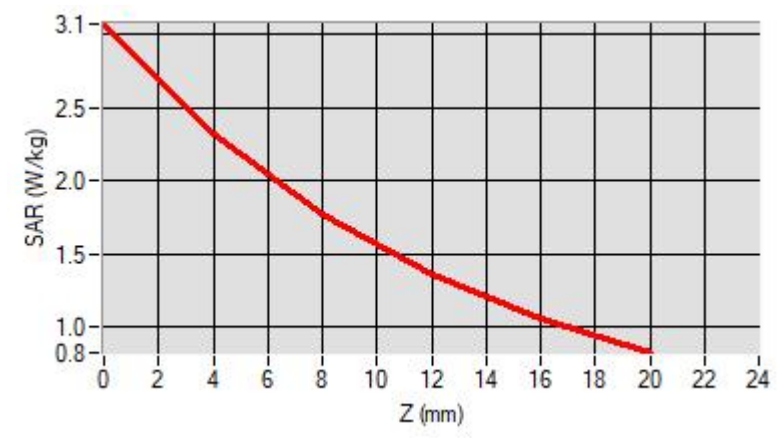
Maximum location: X=1.00, Y=0.00

D. SAR 1g & 10g

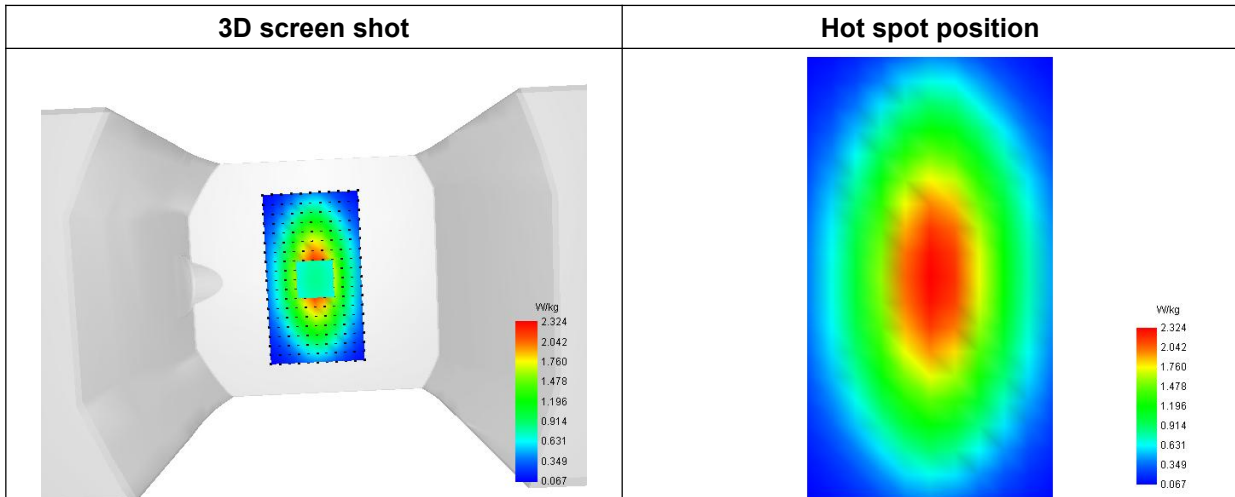
SAR 10g (W/Kg)	1.527360
SAR 1g (W/Kg)	2.210386

E. Z Axis Scan

Z (mm)	0.00	4.00	8.00	12.00	16.00
SAR (W/Kg)	3.0677	2.3224	1.7644	1.3585	1.0631



F. 3D Image



MEASUREMENT 3

Type: Validation measurement (Fast, 75.00 %)

Date of measurement: 2024-05-27

Measurement duration: 12 minutes 21 seconds

E-field Probe: SSE2 - SN 18/21 EPGO356; ConvF: 2.11; Calibrated: 2023-07-07

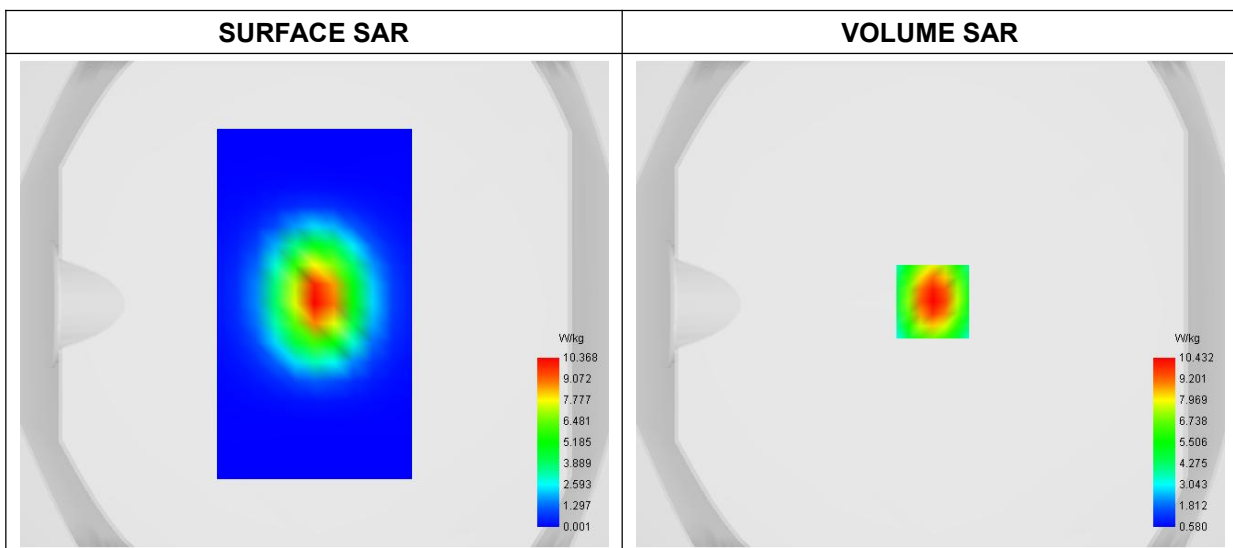
A. Experimental conditions

Area Scan	dx=8mm dy=8mm
Zoom Scan	dx=5mm dy=5mm dz=4mm
Phantom	Validation plane
Device Position	Dipole
Band	CW1800
Signal	CW (Crest factor: 1.0)

B. SAR Measurement Results

Frequency (MHz)	1800.000000
Relative Permittivity (real part)	40.772447
Conductivity (S/m)	1.411485
Power Variation (%)	1.425800
Ambient Temperature	22.5
Liquid Temperature	22.5

C. SAR Surface and Volume



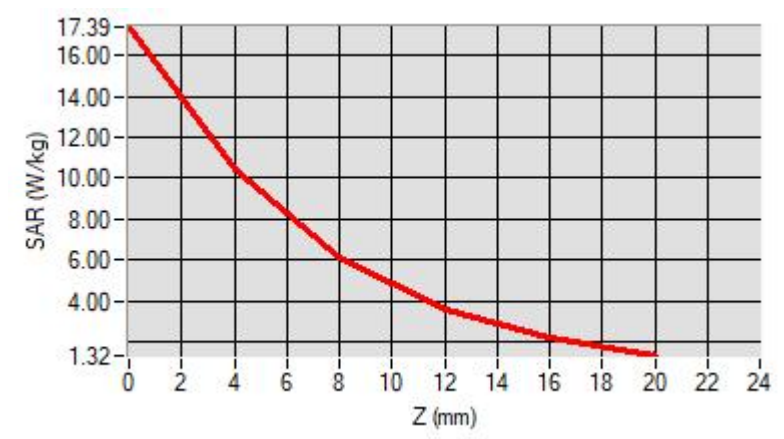
Maximum location: X=1.00, Y=1.00

D. SAR 1g & 10g

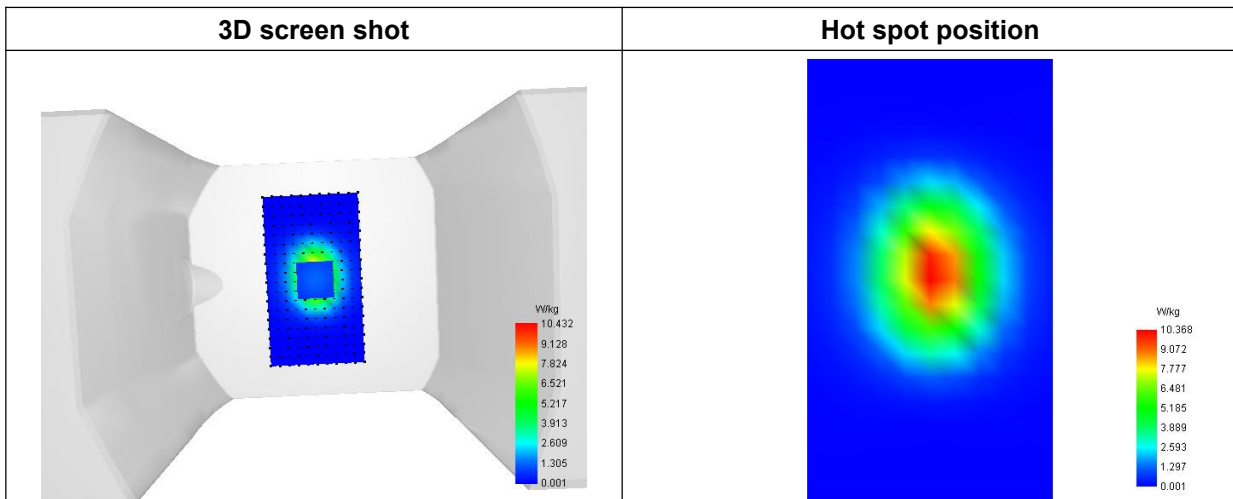
SAR 10g (W/Kg)	4.968858
SAR 1g (W/Kg)	9.623880

E. Z Axis Scan

Z (mm)	0.00	4.00	8.00	12.00	16.00
SAR (W/Kg)	17.3936	10.4322	6.1187	3.6132	2.2066



F. 3D Image



MEASUREMENT 4

Type: Validation measurement (Fast, 75.00 %)

Date of measurement: 2024-05-28

Measurement duration: 12 minutes 21 seconds

E-field Probe: SSE2 - SN 18/21 EPGO356; ConvF: 2.21; Calibrated: 2023-07-07

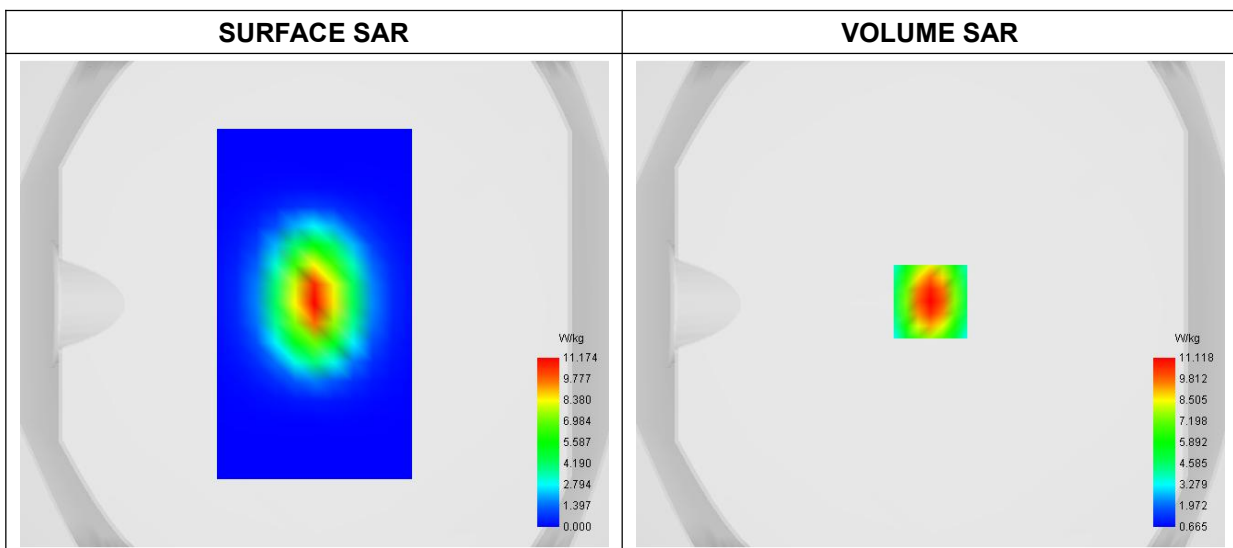
A. Experimental conditions

Area Scan	dx=8mm dy=8mm
Zoom Scan	dx=5mm dy=5mm dz=4mm
Phantom	Validation plane
Device Position	Dipole
Band	CW1900
Signal	Duty Cycle 1:1

B. SAR Measurement Results

Frequency (MHz)	1900.000000
Relative Permittivity (real part)	41.122574
Conductivity (S/m)	1.4318313
Power Variation (%)	-1.224700
Ambient Temperature	22.5
Liquid Temperature	22.5

C. SAR Surface and Volume



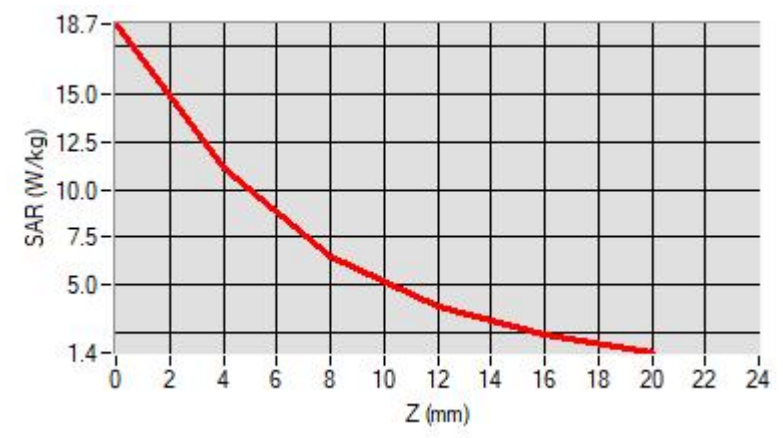
Maximum location: X=0.00, Y=1.00

D. SAR 1g & 10g

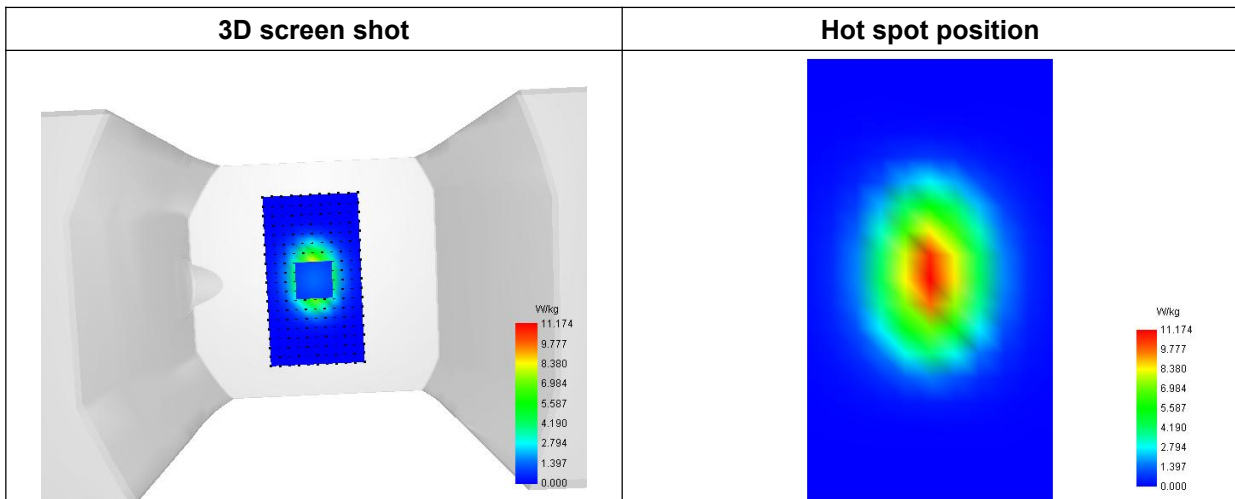
SAR 10g (W/Kg)	5.260825
SAR 1g (W/Kg)	10.222516

E. Z Axis Scan

Z (mm)	0.00	4.00	8.00	12.00	16.00
SAR (W/Kg)	18.6940	11.1182	6.4717	3.8103	2.3414



F. 3D Image



MEASUREMENT 5

Type: Validation measurement (Fast, 75.00 %)

Date of measurement: 2024-05-22

Measurement duration: 12 minutes 21 seconds

E-field Probe: SSE2 - SN 18/21 EPGO356; ConvF: 2.34; Calibrated: 2023-07-07

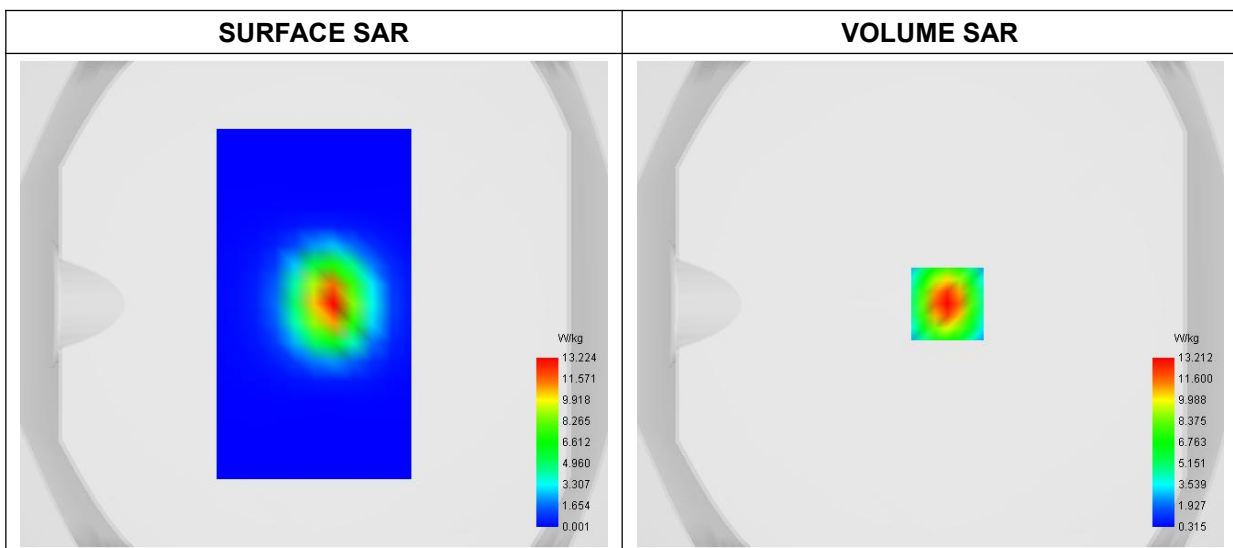
A. Experimental conditions

Area Scan	dx=8mm dy=8mm
Zoom Scan	dx=5mm dy=5mm dz=4mm
Phantom	Validation plane
Device Position	Dipole
Band	CW2300
Signal	CW (Crest factor: 1.0)

B. SAR Measurement Results

Frequency (MHz)	2300.000000
Relative Permittivity (real part)	40.793829
Conductivity (S/m)	1.722785
Power Variation (%)	-1.128500
Ambient Temperature	22.2
Liquid Temperature	22.2

C. SAR Surface and Volume



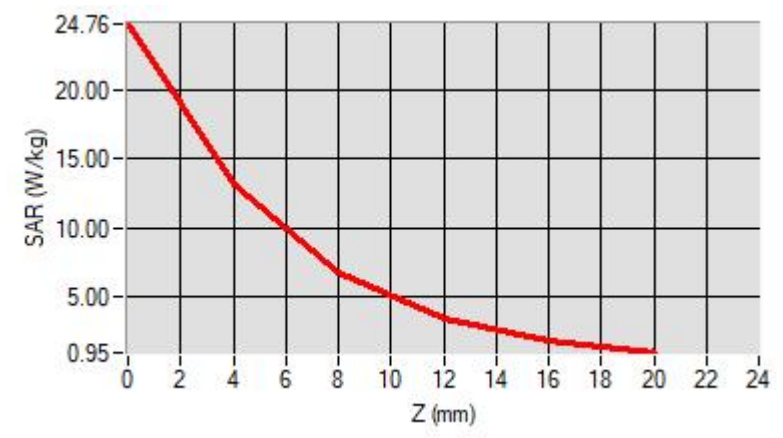
Maximum location: X=7.00, Y=0.00

D. SAR 1g & 10g

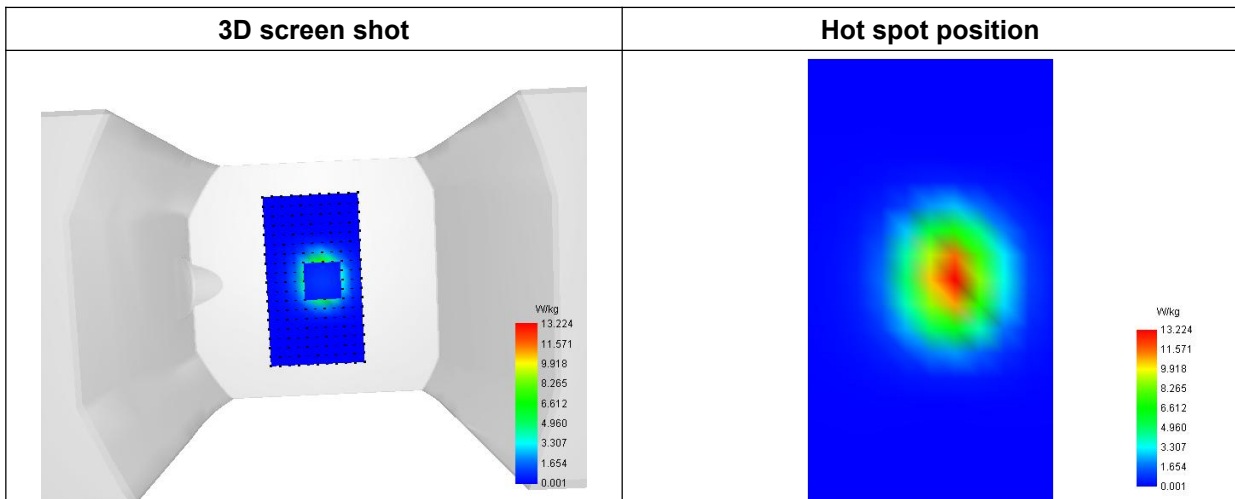
SAR 10g (W/Kg)	5.460417
SAR 1g (W/Kg)	12.023105

E. Z Axis Scan

Z (mm)	0.00	4.00	8.00	12.00	16.00
SAR (W/Kg)	24.7611	13.2116	6.7110	3.3913	1.8106



F. 3D Image



MEASUREMENT 6

Type: Validation measurement (Fast, 75.00 %)

Date of measurement: 2024-05-17

Measurement duration: 12 minutes 21 seconds

E-field Probe: SSE2 - SN 18/21 EPGO356; ConvF: 2.29; Calibrated: 2023-07-07

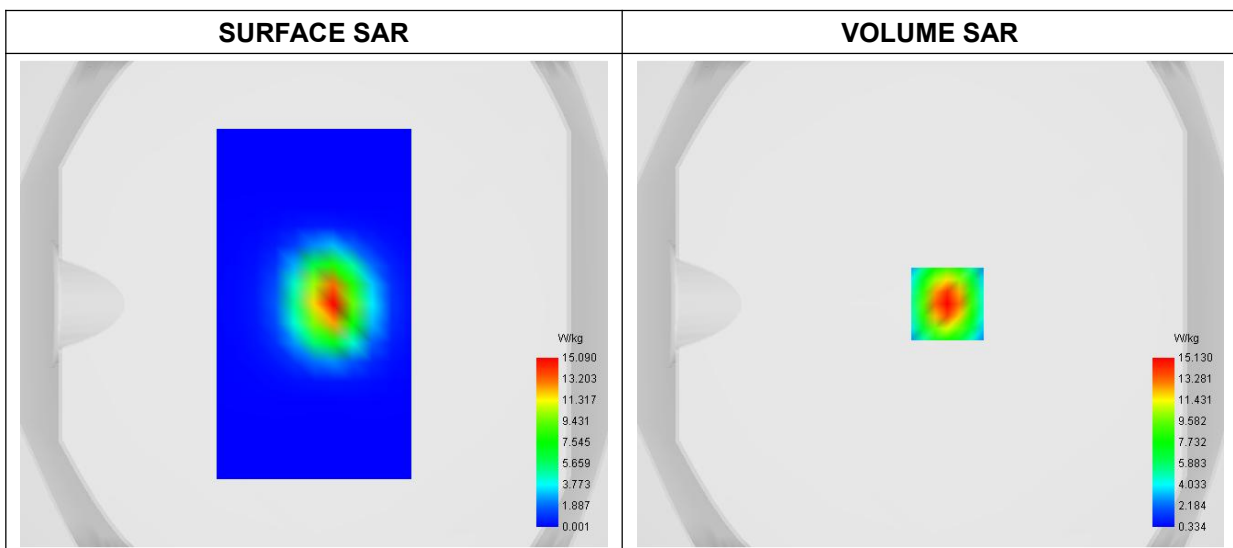
A. Experimental conditions

Area Scan	dx=8mm dy=8mm
Zoom Scan	dx=5mm dy=5mm dz=4mm
Phantom	Validation plane
Device Position	Dipole
Band	CW2450
Signal	CW (Crest factor: 1.0)

B. SAR Measurement Results

Frequency (MHz)	2450.000000
Relative Permittivity (real part)	39.582289
Conductivity (S/m)	1.831828
Power Variation (%)	1.475200
Ambient Temperature	22.5
Liquid Temperature	22.5

C. SAR Surface and Volume



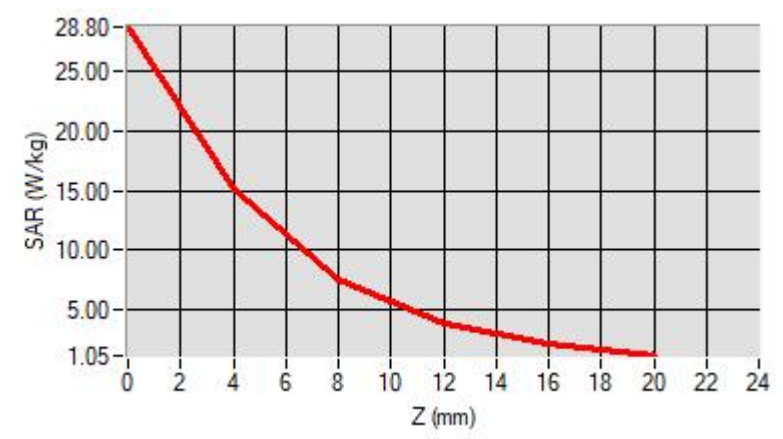
Maximum location: X=7.00, Y=0.00

D. SAR 1g & 10g

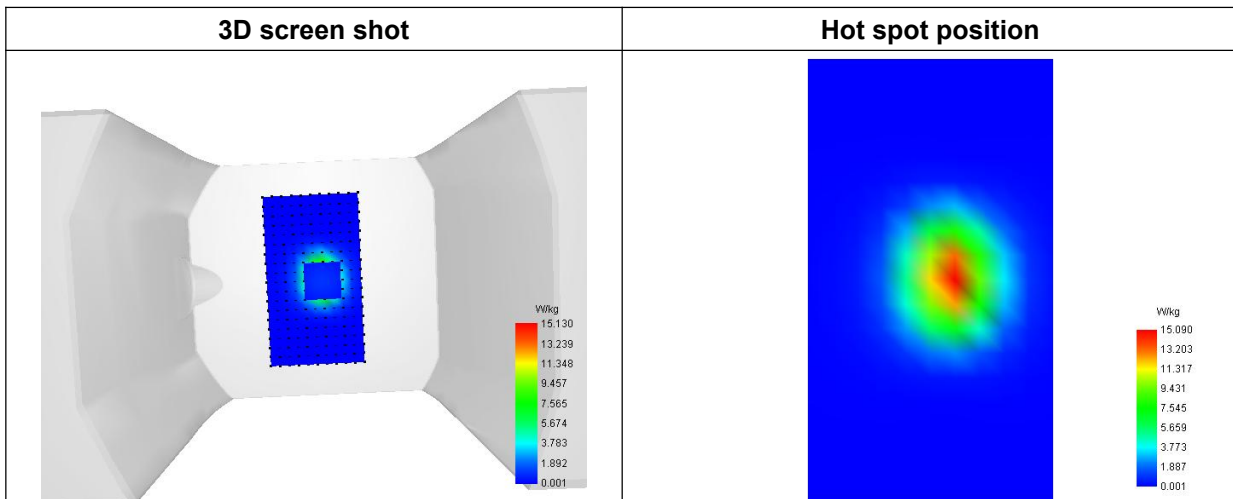
SAR 10g (W/Kg)	6.149024
SAR 1g (W/Kg)	13.746586

E. Z Axis Scan

Z (mm)	0.00	4.00	8.00	12.00	16.00
SAR (W/Kg)	28.7959	15.1301	7.5430	3.7436	1.9810



F. 3D Image



MEASUREMENT 7

Type: Validation measurement (Fast, 75.00 %)

Date of measurement: 2024-05-17

Measurement duration: 12 minutes 21 seconds

E-field Probe: SSE2 - SN 18/21 EPGO356; ConvF: 2.22; Calibrated: 2023-07-07

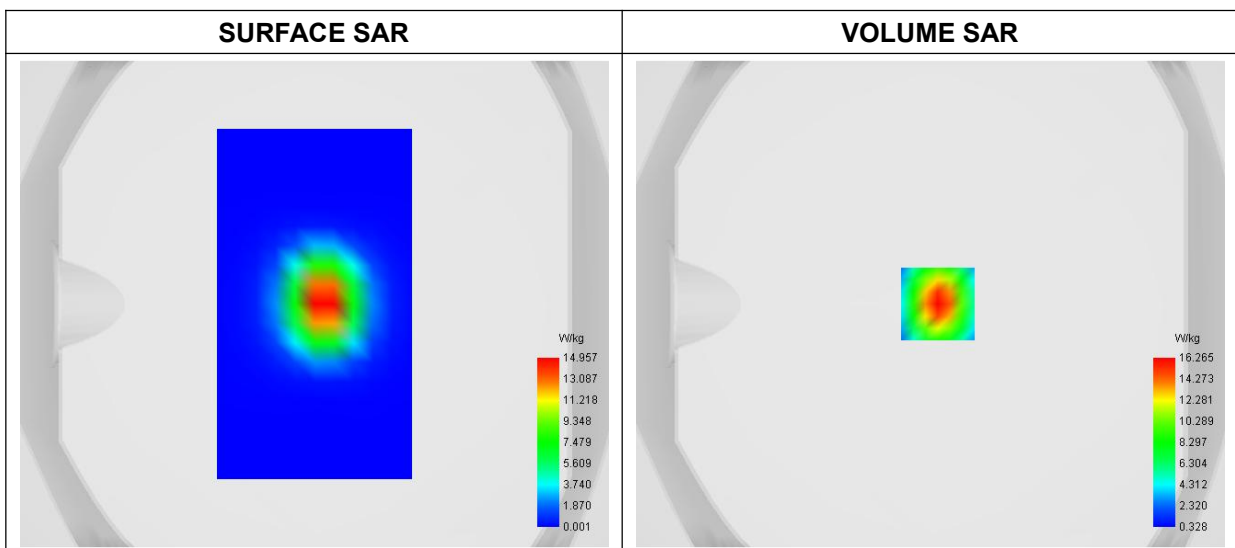
A. Experimental conditions

Area Scan	dx=8mm dy=8mm
Zoom Scan	dx=5mm dy=5mm dz=4mm
Phantom	Validation plane
Device Position	Dipole
Band	CW2600
Signal	CW (Crest factor: 1.0)

B. SAR Measurement Results

Frequency (MHz)	2600.000000
Relative Permittivity (real part)	38.264541
Conductivity (S/m)	2.012478
Power Variation (%)	1.344710
Ambient Temperature	22.5
Liquid Temperature	22.5

C. SAR Surface and Volume



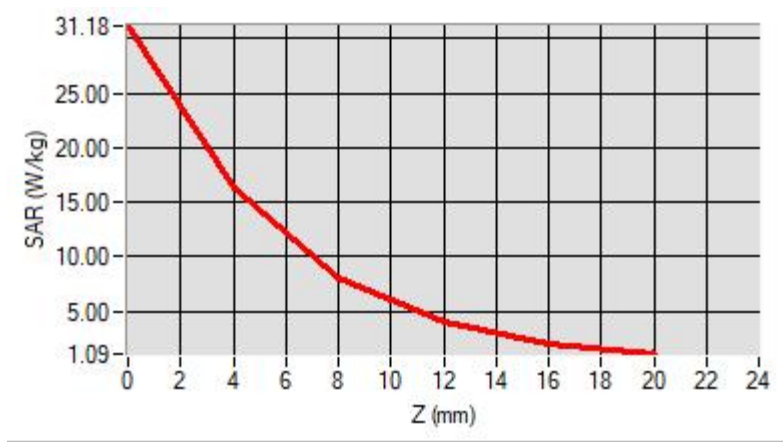
Maximum location: X=3.00, Y=0.00

D. SAR 1g & 10g

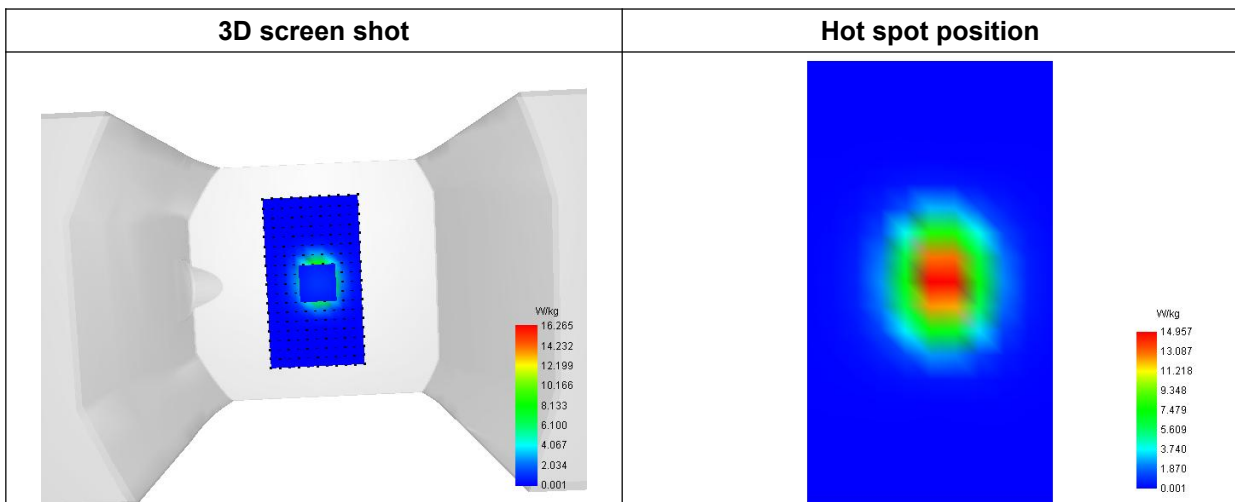
SAR 10g (W/Kg)	6.553727
SAR 1g (W/Kg)	14.814545

E. Z Axis Scan

Z (mm)	0.00	4.00	8.00	12.00	16.00
SAR (W/Kg)	31.1802	16.2650	8.0339	3.9472	2.0732



F. 3D Image



Annex B. Plots of SAR Measurement

MEASUREMENT 1

Type: Measurement (Complete)

Date of measurement: 2024-04-27

Measurement duration: 11 minutes 48 seconds

E-field Probe: SSE2 - SN 18/21 EPGO356; ConvF: 1.71; Calibrated: 2023-07-07

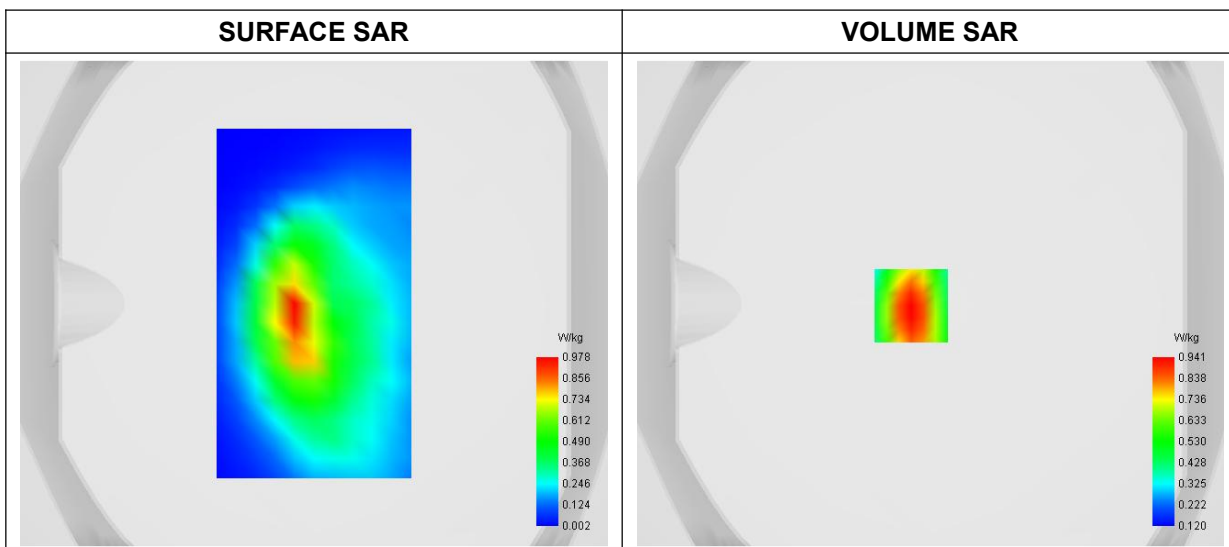
A. Experimental conditions

Area Scan	dx=8mm dy=8mm
Zoom Scan	dx=5mm dy=5mm dz=4mm
Phantom	Flat Plane
Device Position	Back
Band	GSM850
Channels	Middle
Signal	TDMA (Crest factor: 8.0)

B. SAR Measurement Results

Frequency (MHz)	836.600000
Relative Permittivity (real part)	41.310245
Conductivity (S/m)	0.941245
Power Variation (%)	1.753600
Ambient Temperature	22.2
Liquid Temperature	22.2

C. SAR Surface and Volume



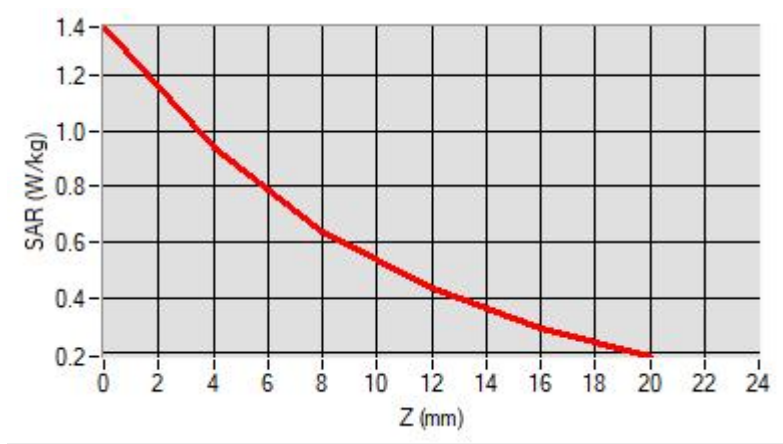
Maximum location: X=-8.00, Y=-1.00

D. SAR 1g & 10g

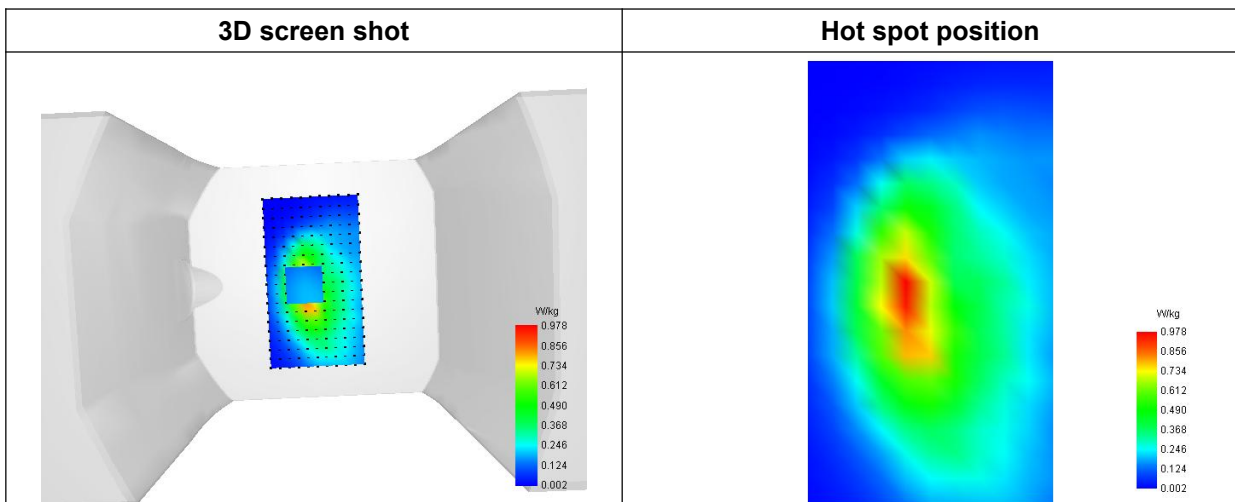
SAR 10g (W/Kg)	0.516262
SAR 1g (W/Kg)	0.876244

E. Z Axis Scan

Z (mm)	0.00	4.00	8.00	12.00	16.00
SAR (W/Kg)	1.3720	0.9409	0.6369	0.4296	0.2894



F. 3D Image



MEASUREMENT 2

Type: Measurement (Complete)

Date of measurement: 2024-04-27

Measurement duration: 11 minutes 48 seconds

E-field Probe: SSE2 - SN 18/21 EPGO356; ConvF: 1.71; Calibrated: 2023-07-07

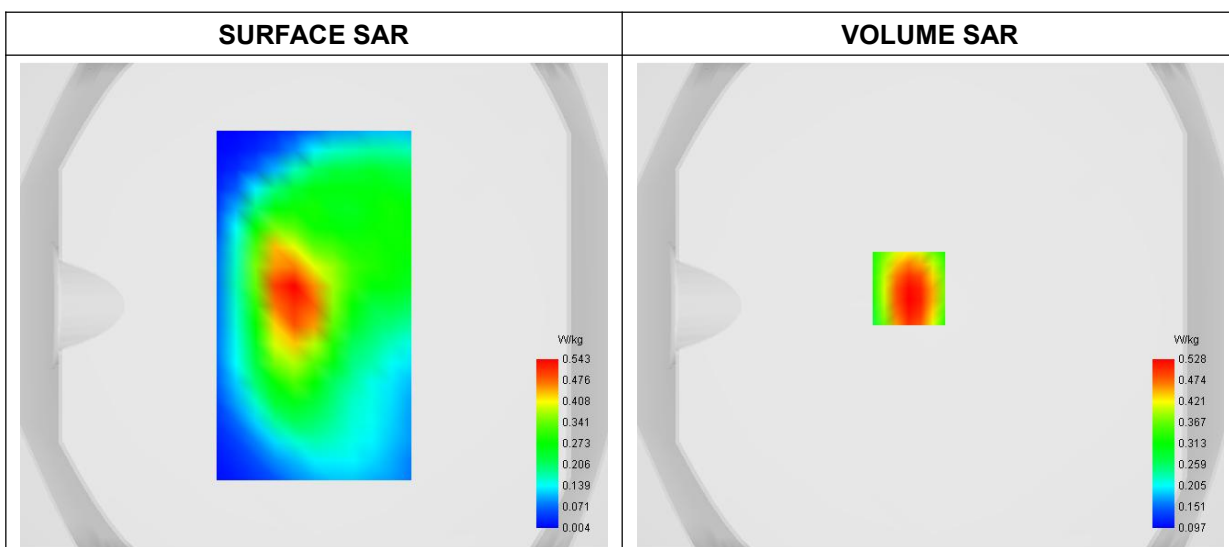
A. Experimental conditions

Area Scan	dx=8mm dy=8mm
Zoom Scan	dx=5mm dy=5mm dz=4mm
Phantom	Flat Plane
Device Position	Back
Band	GPRS850_4TX
Channels0	High
Signal	Duty Cycle: 1:2

B. SAR Measurement Results

Frequency (MHz)	848.800000
Relative Permittivity (real part)	41.322445
Conductivity (S/m)	0.942125
Power Variation (%)	-1.073600
Ambient Temperature	22.2
Liquid Temperature	22.2

C. SAR Surface and Volume



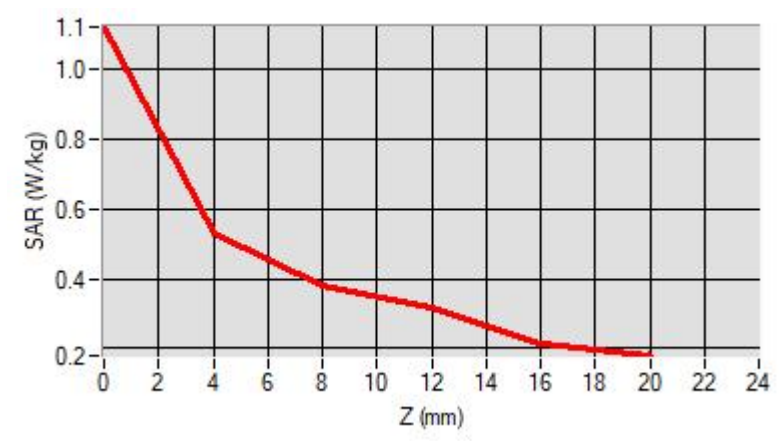
Maximum location: X=-9.00, Y=7.00

D. SAR 1g & 10g

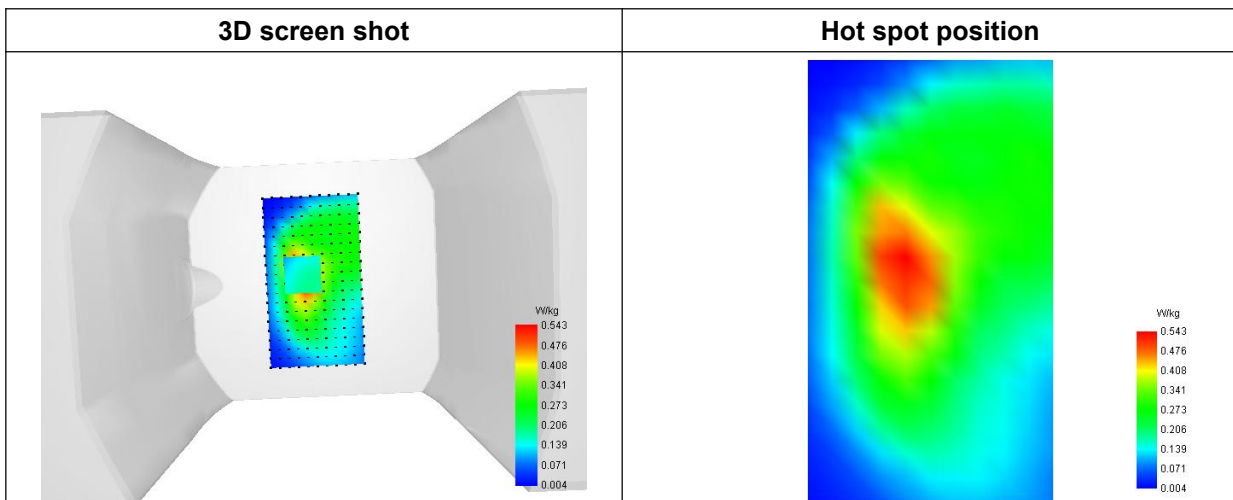
SAR 10g (W/Kg)	0.341675
SAR 1g (W/Kg)	0.501028

E. Z Axis Scan

Z (mm)	0.00	4.00	8.00	12.00	16.00
SAR (W/Kg)	1.1215	0.5283	0.3782	0.3167	0.2170



F. 3D Image



MEASUREMENT 3

Type: Measurement (Complete)

Date of measurement: 2024-05-27

Measurement duration: 11 minutes 48 seconds

E-field Probe: SSE2 - SN 18/21 EPGO356; ConvF: 2.11; Calibrated: 2023-07-07

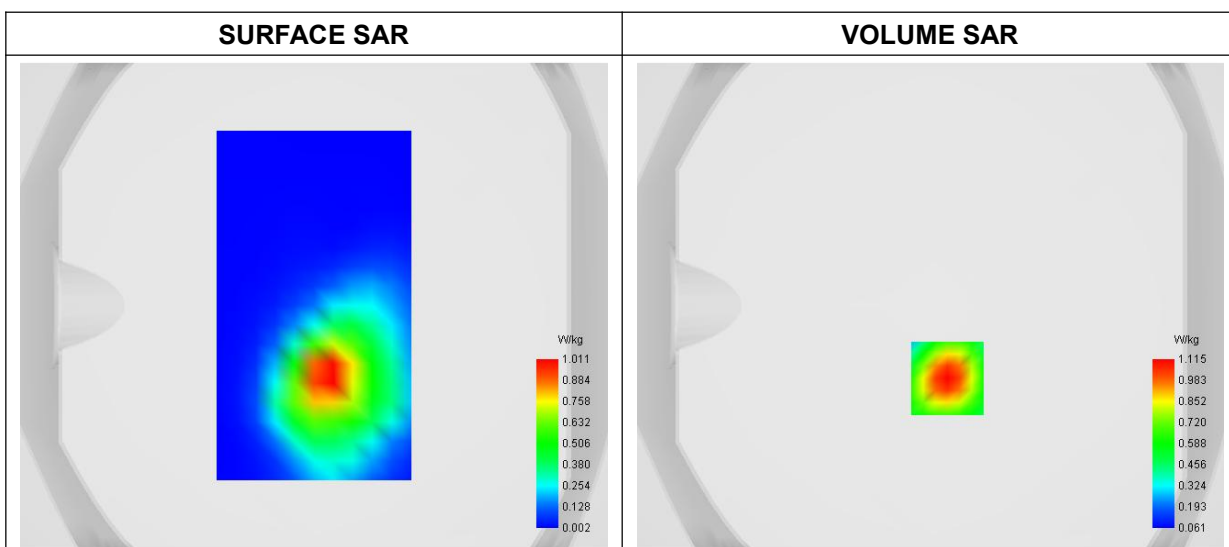
A. Experimental conditions

Area Scan	dx=8mm dy=8mm
Zoom Scan	dx=5mm dy=5mm dz=4mm
Phantom	Flat Plane
Device Position	Back
Band	GSM1900
Channels	Middle
Signal	TDMA (Crest factor: 8.0)

B. SAR Measurement Results

Frequency (MHz)	1880.00000
Relative Permittivity (real part)	40.751245
Conductivity (S/m)	1.414536
Power Variation (%)	0.736700
Ambient Temperature	22.5
Liquid Temperature	22.5

C. SAR Surface and Volume



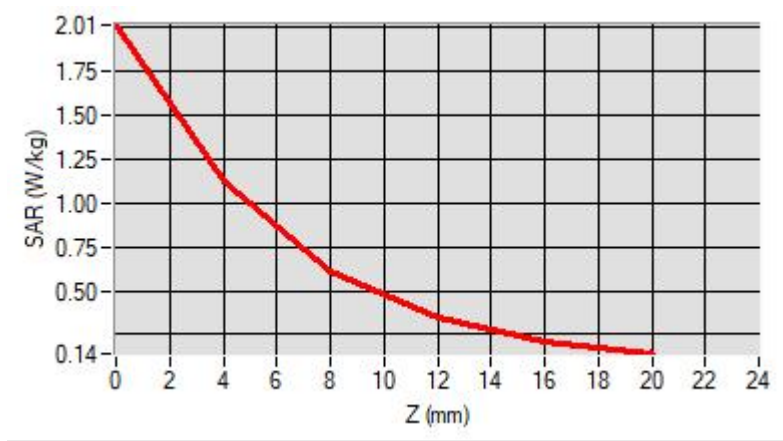
Maximum location: X=7.00, Y=-30.00

D. SAR 1g & 10g

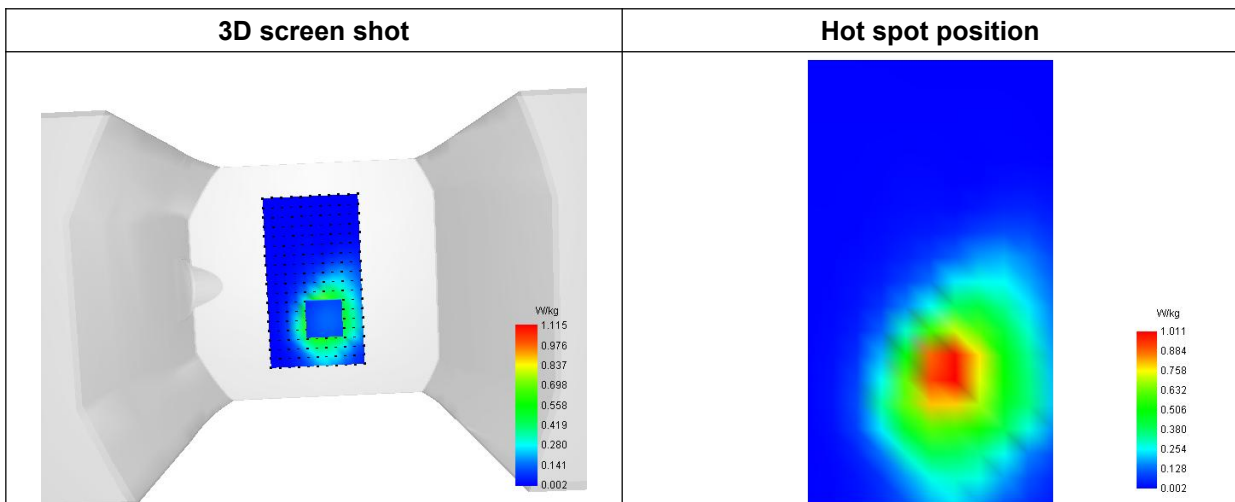
SAR 10g (W/Kg)	0.539520
SAR 1g (W/Kg)	1.045042

E. Z Axis Scan

Z (mm)	0.00	4.00	8.00	12.00	16.00
SAR (W/Kg)	2.0071	1.1151	0.6055	0.3414	0.2138



F. 3D Image



MEASUREMENT 4

Type: Measurement (Complete)

Date of measurement: 2024-05-27

Measurement duration: 11 minutes 48 seconds

E-field Probe: SSE2 - SN 18/21 EPGO356; ConvF: 2.11; Calibrated: 2023-07-07

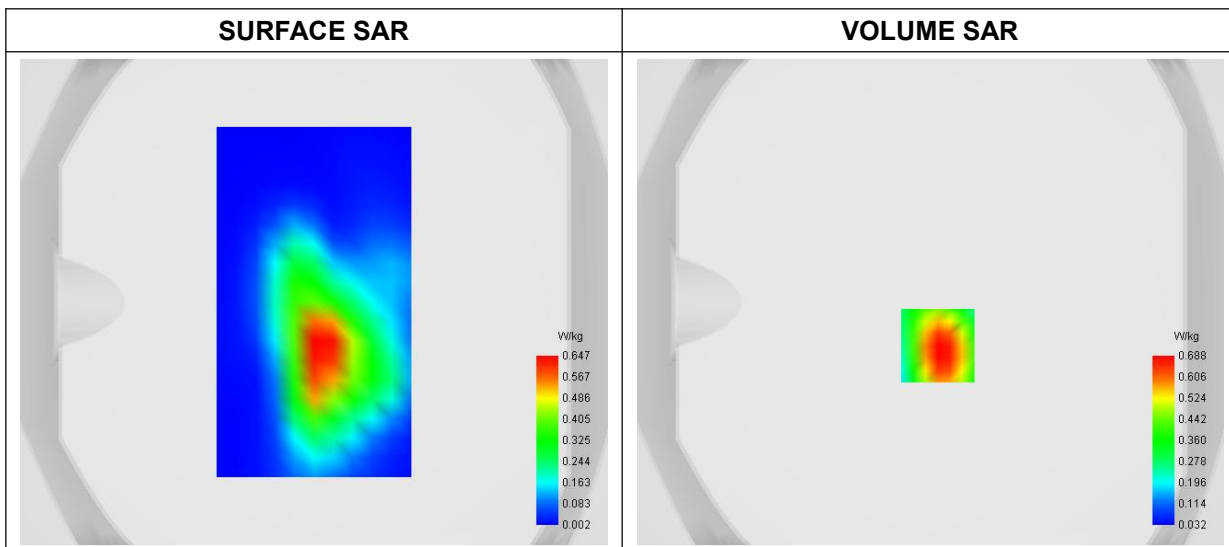
A. Experimental conditions

Area Scan	dx=8mm dy=8mm
Zoom Scan	dx=5mm dy=5mm dz=4mm
Phantom	Flat Plane
Device Position	Back
Band	GPRS1900_4TX
Channels	Low
Signal	Duty Cycle: 1:2

B. SAR Measurement Results

Frequency (MHz)	1850.200000
Relative Permittivity (real part)	40.762465
Conductivity (S/m)	1.411369
Power Variation (%)	-0.127500
Ambient Temperature	22.5
Liquid Temperature	22.5

C. SAR Surface and Volume



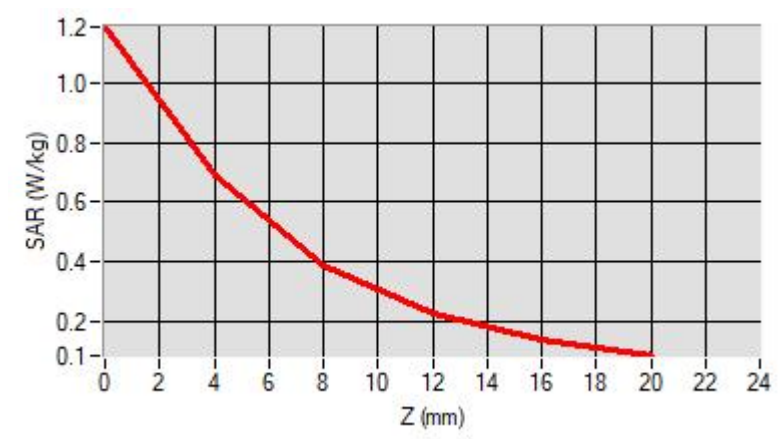
Maximum location: X=3.00, Y=-18.00

D. SAR 1g & 10g

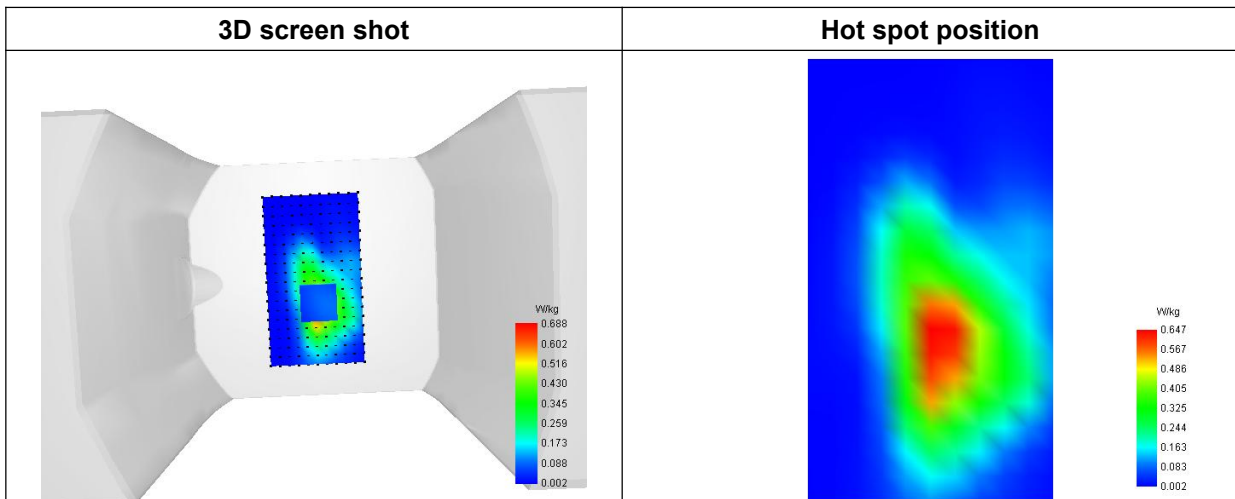
SAR 10g (W/Kg)	0.340686
SAR 1g (W/Kg)	0.649189

E. Z Axis Scan

Z (mm)	0.00	4.00	8.00	12.00	16.00
SAR (W/Kg)	1.1844	0.6875	0.3907	0.2267	0.1404



F. 3D Image



MEASUREMENT 5

Type: Measurement (Complete)

Date of measurement: 2024-05-27

Measurement duration: 11 minutes 48 seconds

E-field Probe: SSE2 - SN 18/21 EPGO356; ConvF: 2.11; Calibrated: 2023-07-07

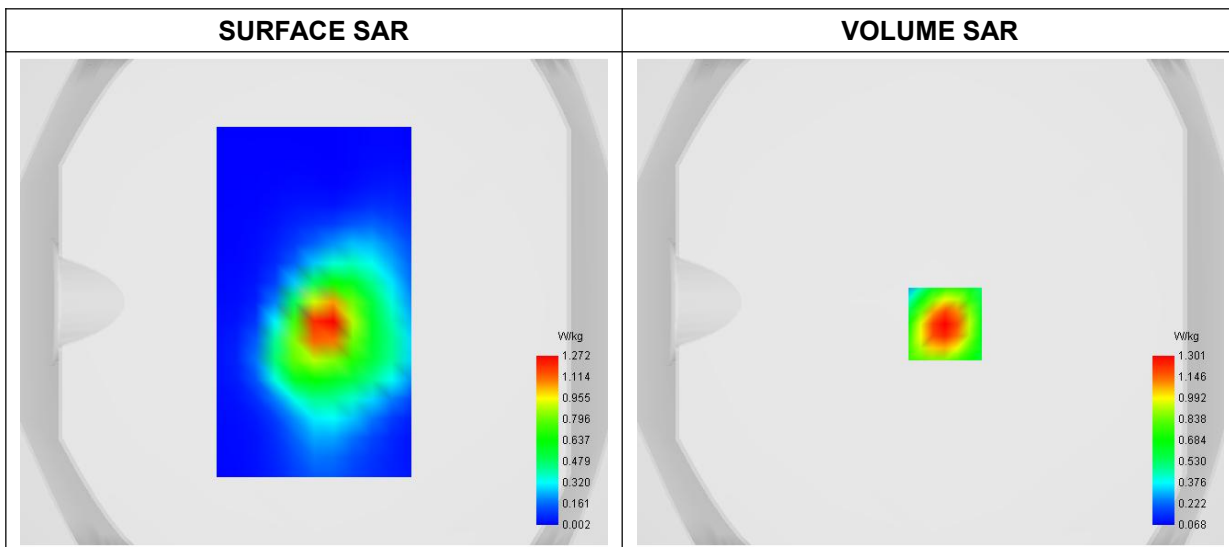
A. Experimental conditions

Area Scan	dx=8mm dy=8mm
Zoom Scan	dx=5mm dy=5mm dz=4mm
Phantom	Flat Plane
Device Position	Back
Band	WCDMA1900_RMC
Channels	Middle
Signal	Duty Cycle 1:1

B. SAR Measurement Results

Frequency (MHz)	1880.000000
Relative Permittivity (real part)	40.751245
Conductivity (S/m)	1.414536
Power Variation (%)	0.823700
Ambient Temperature	22.5
Liquid Temperature	22.5

C. SAR Surface and Volume



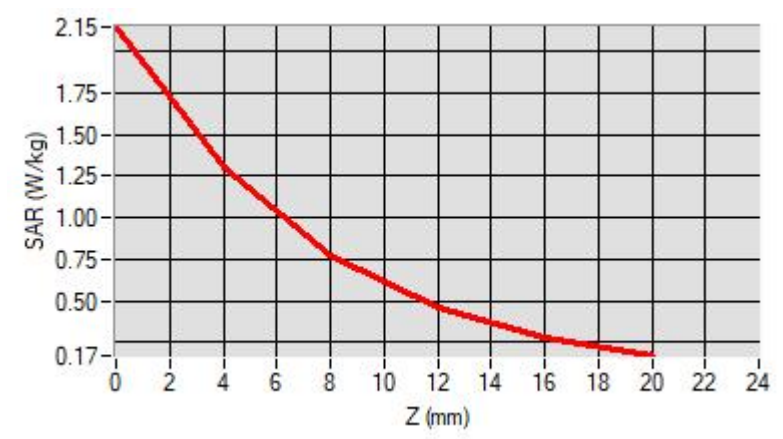
Maximum location: X=6.00, Y=-9.00

D. SAR 1g & 10g

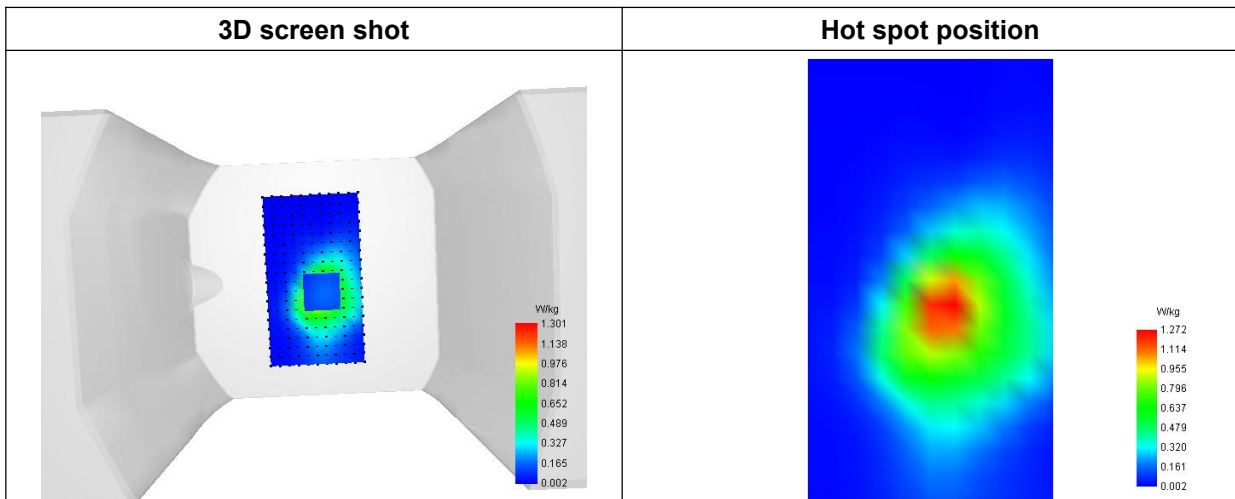
SAR 10g (W/Kg)	0.625519
SAR 1g (W/Kg)	1.185632

E. Z Axis Scan

Z (mm)	0.00	4.00	8.00	12.00	16.00
SAR (W/Kg)	2.1464	1.3006	0.7713	0.4598	0.2820



F. 3D Image



MEASUREMENT 6

Type: Measurement (Complete)

Date of measurement: 2024-05-27

Measurement duration: 12 minutes 3 seconds

E-field Probe: SSE2 - SN 18/21 EPGO356; ConvF: 2.11; Calibrated: 2023-07-07

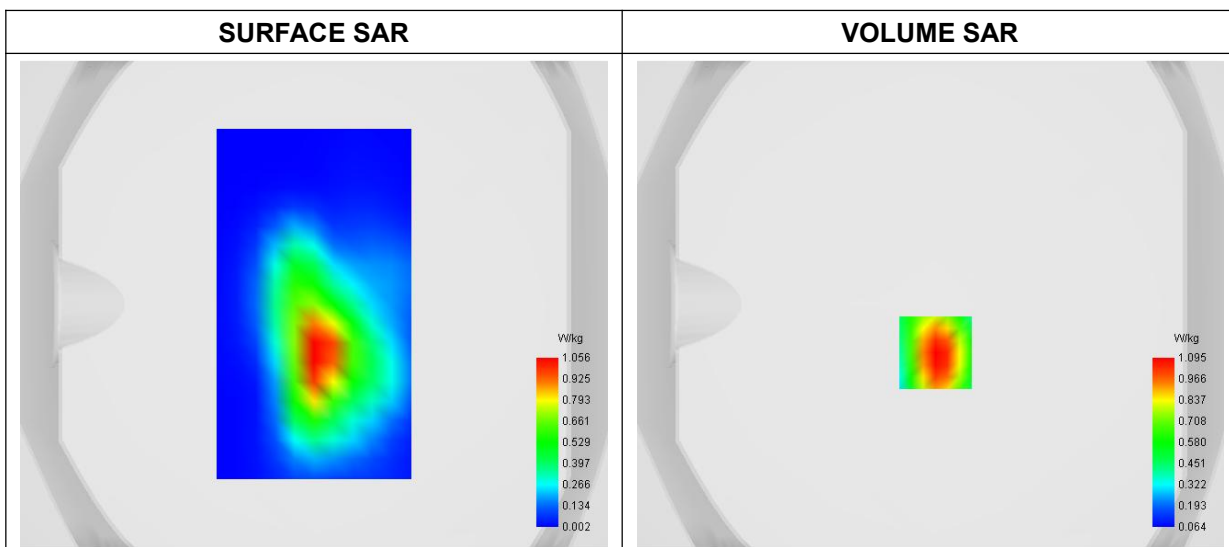
A. Experimental conditions

Area Scan	dx=8mm dy=8mm
Zoom Scan	dx=5mm dy=5mm dz=4mm
Phantom	Flat Plane
Device Position	Back
Band	WCDMA1700_RMC
Channels	Middle
Signal	Duty Cycle 1:1

B. SAR Measurement Results

Frequency (MHz)	1732.600000
Relative Permittivity (real part)	40.791741
Conductivity (S/m)	1.423607
Power Variation (%)	-1.823700
Ambient Temperature	22.5
Liquid Temperature	22.5

C. SAR Surface and Volume



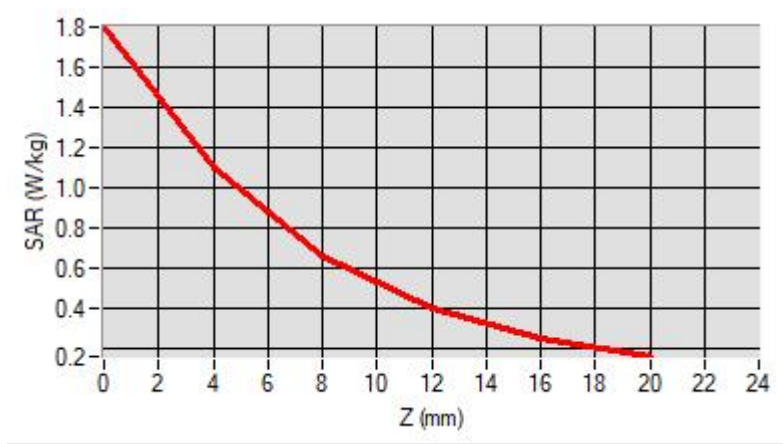
Maximum location: X=2.00, Y=-20.00

D. SAR 1g & 10g

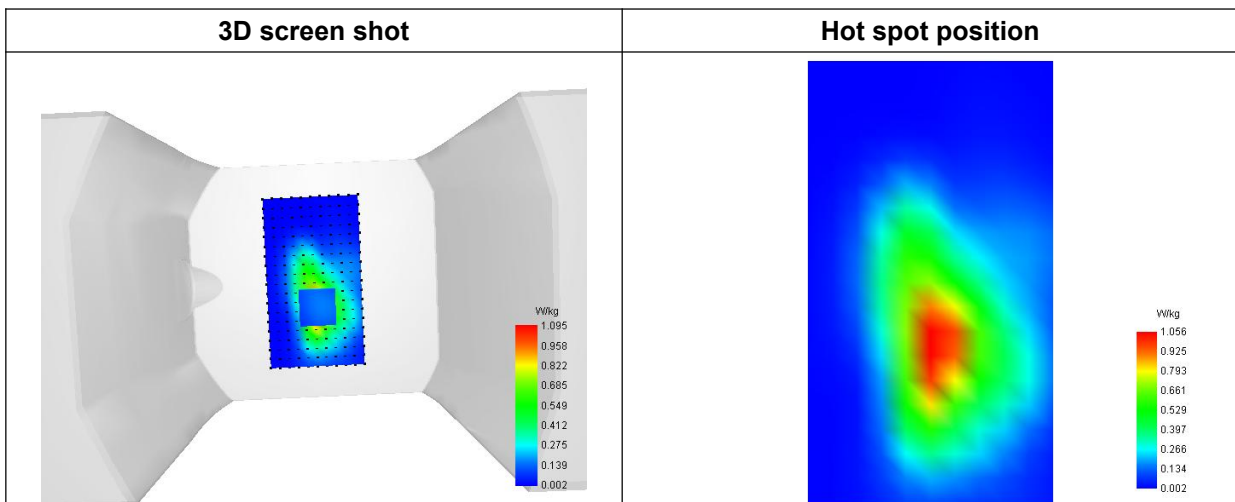
SAR 10g (W/Kg)	0.547447
SAR 1g (W/Kg)	1.021329

E. Z Axis Scan

Z (mm)	0.00	4.00	8.00	12.00	16.00
SAR (W/Kg)	1.7964	1.0950	0.6571	0.4008	0.2554



F. 3D Image



MEASUREMENT 7

Type: Measurement (Complete)

Date of measurement: 2024-04-27

Measurement duration: 12 minutes 3 seconds

E-field Probe: SSE2 - SN 18/21 EPGO356; ConvF: 1.71; Calibrated: 2023-07-07

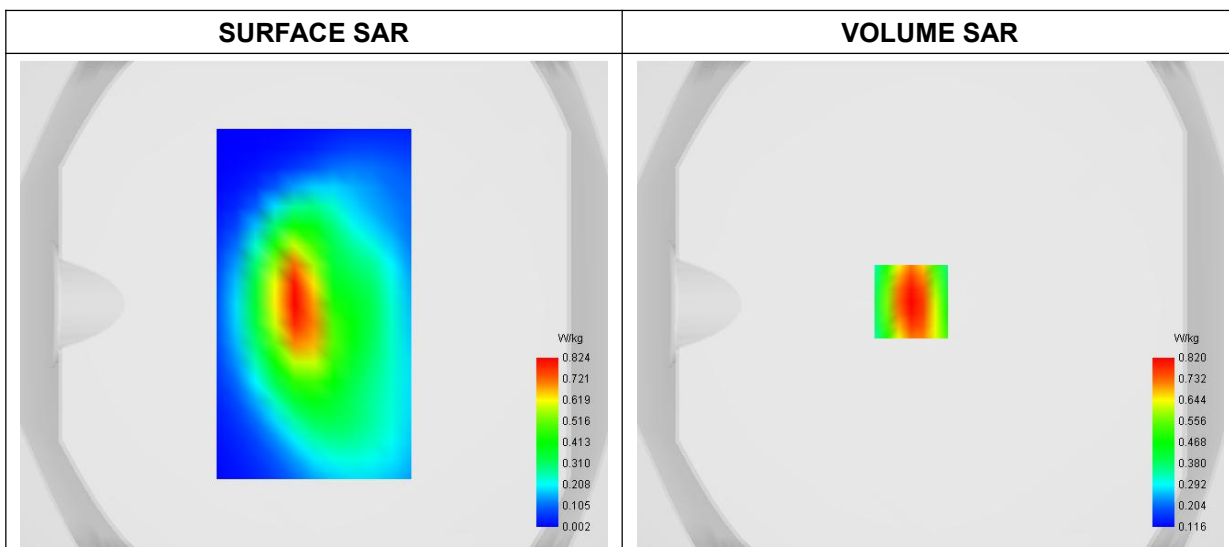
A. Experimental conditions

Area Scan	dx=8mm dy=8mm
Zoom Scan	dx=5mm dy=5mm dz=4mm
Phantom	Flat Plane
Device Position	Back
Band	WCDMA850_RMC
Channels	Low
Signal	Duty Cycle 1:1

B. SAR Measurement Results

Frequency (MHz)	826.400000
Relative Permittivity (real part)	41.302759
Conductivity (S/m)	0.941409
Power Variation (%)	-1.217400
Ambient Temperature	22.2
Liquid Temperature	22.2

C. SAR Surface and Volume



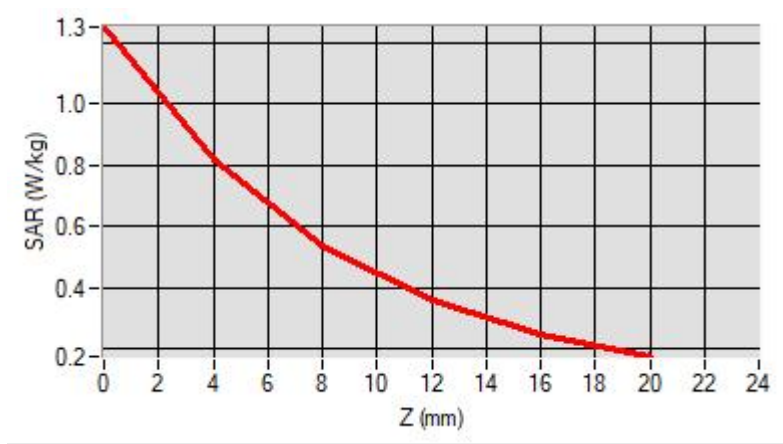
Maximum location: X=-8.00, Y=1.00

D. SAR 1g & 10g

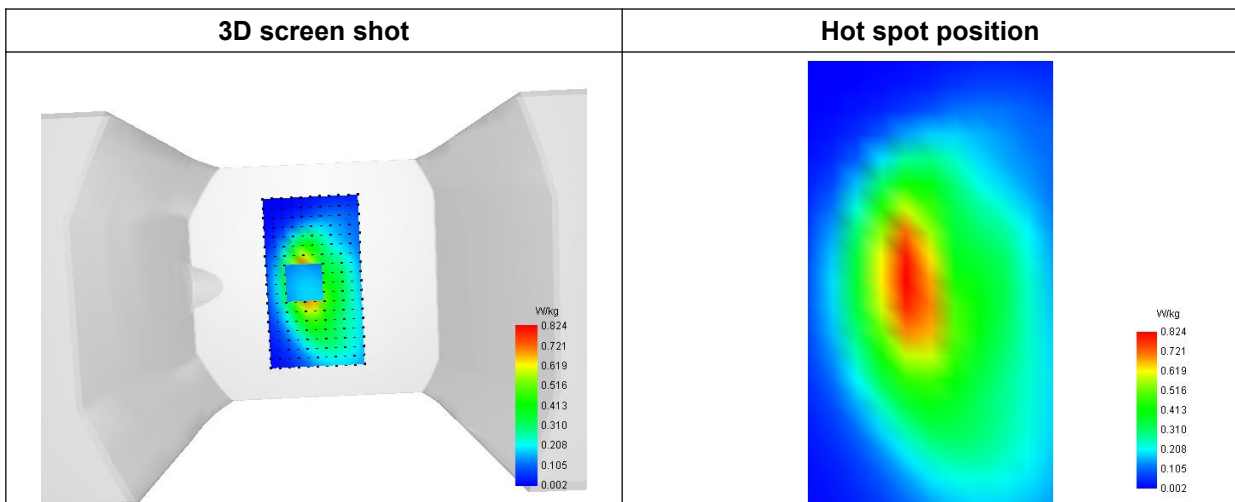
SAR 10g (W/Kg)	0.454897
SAR 1g (W/Kg)	0.766248

E. Z Axis Scan

Z (mm)	0.00	4.00	8.00	12.00	16.00
SAR (W/Kg)	1.2522	0.8202	0.5362	0.3592	0.2511



F. 3D Image



MEASUREMENT 8

Type: Measurement (Complete)

Date of measurement: 2024-05-28

Measurement duration: 12 minutes 3 seconds

E-field Probe: SSE2 - SN 18/21 EPGO356; ConvF: 2.11; Calibrated: 2023-07-07

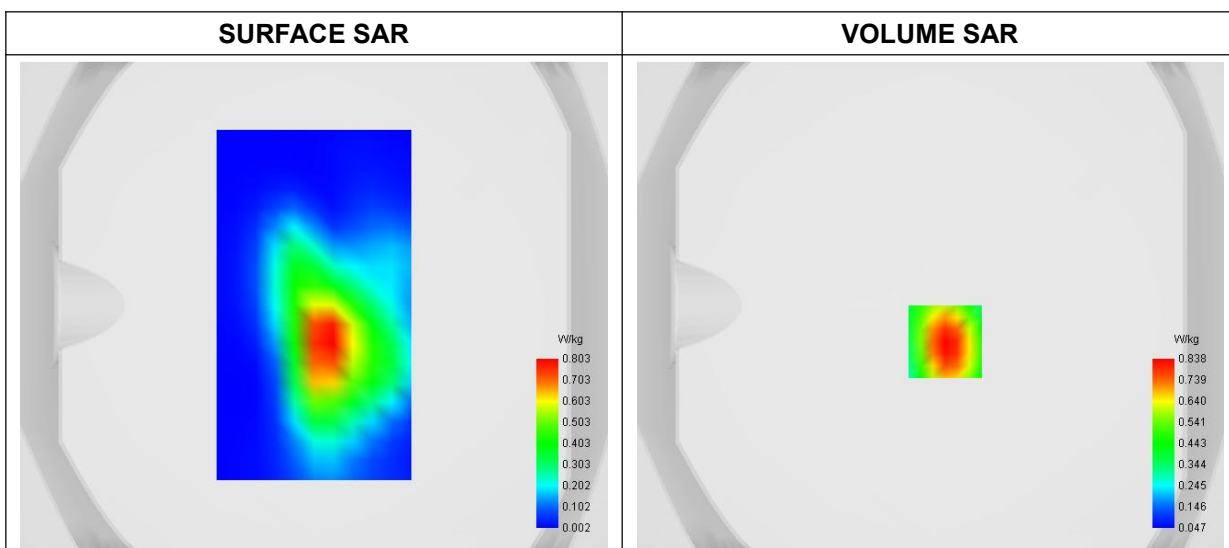
A. Experimental conditions

Area Scan	dx=8mm dy=8mm
Zoom Scan	dx=5mm dy=5mm dz=4mm
Phantom	Flat Plane
Device Position	Back
Band	LTE Band 2
Channels	QPSK, 20MHz, 1RB, High
Signal	Duty Cycle 1:1

B. SAR Measurement Results

Frequency (MHz)	1900.000000
Relative Permittivity (real part)	41.121712
Conductivity (S/m)	1.431369
Power Variation (%)	-1.342700
Ambient Temperature	22.4
Liquid Temperature	22.4

C. SAR Surface and Volume



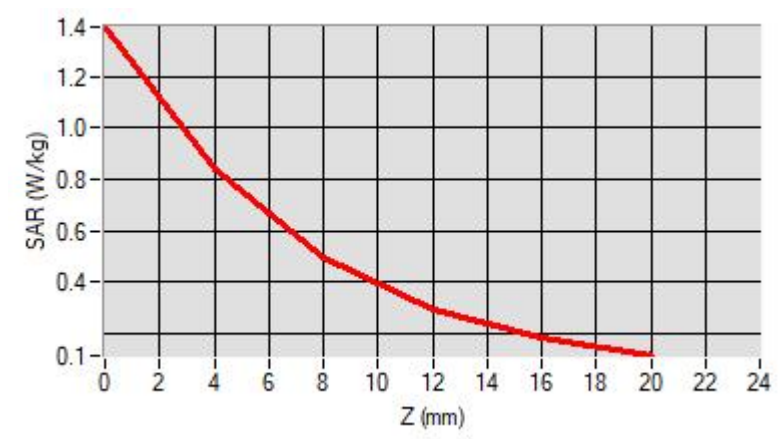
Maximum location: X=6.00, Y=-15.00

D. SAR 1g & 10g

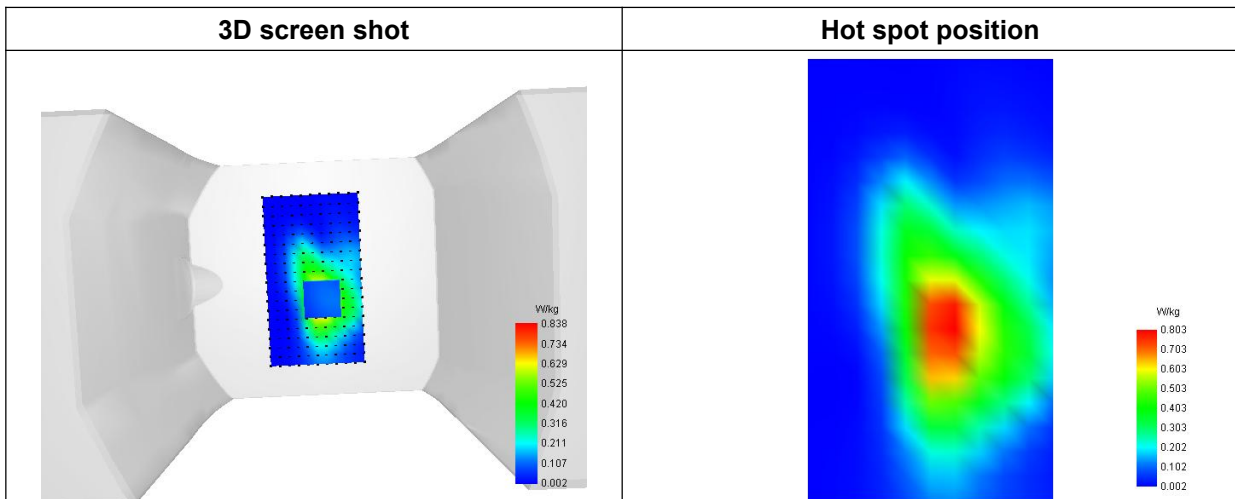
SAR 10g (W/Kg)	0.420306
SAR 1g (W/Kg)	0.779099

E. Z Axis Scan

Z (mm)	0.00	4.00	8.00	12.00	16.00
SAR (W/Kg)	1.3914	0.8380	0.4949	0.2956	0.1838



F. 3D Image



MEASUREMENT 9

Type: Measurement (Complete)

Date of measurement: 2024-05-27

Measurement duration: 12 minutes 3 seconds

E-field Probe: SSE2 - SN 18/21 EPGO356; ConvF: 2.11; Calibrated: 2023-07-07

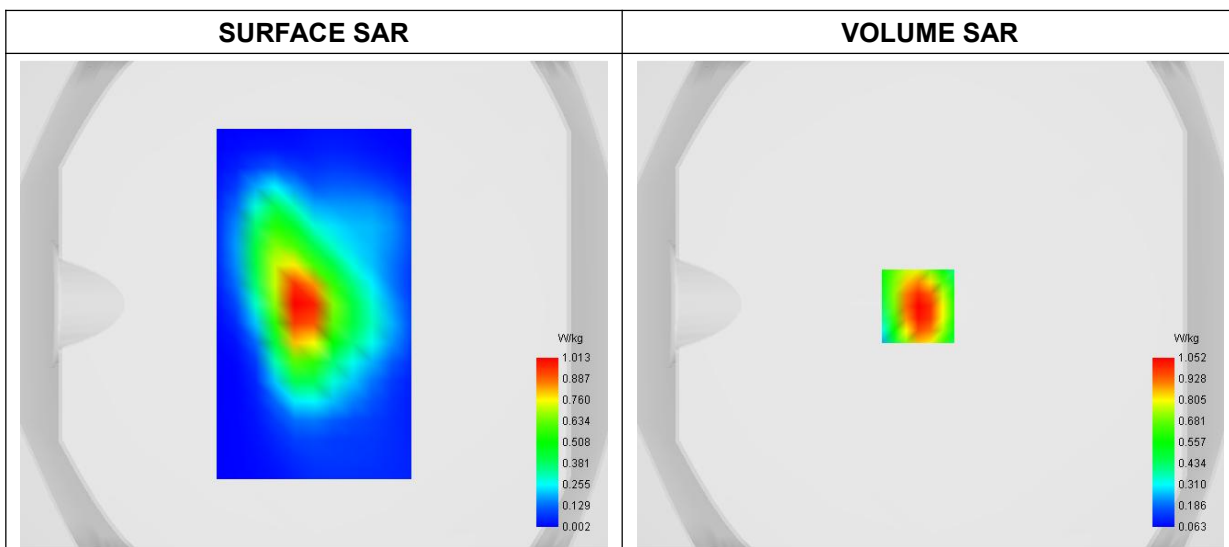
A. Experimental conditions

Area Scan	dx=8mm dy=8mm
Zoom Scan	dx=5mm dy=5mm dz=4mm
Phantom	Flat Plane
Device Position	Back
Band	LTE Band 4
Channels	QPSK 20MHz 1RB, Middle
Signal	Duty Cycle 1:1

B. SAR Measurement Results

Frequency (MHz)	1732.500000
Relative Permittivity (real part)	40.792756
Conductivity (S/m)	1.421798
Power Variation (%)	0.172800
Ambient Temperature	22.5
Liquid Temperature	22.5

C. SAR Surface and Volume



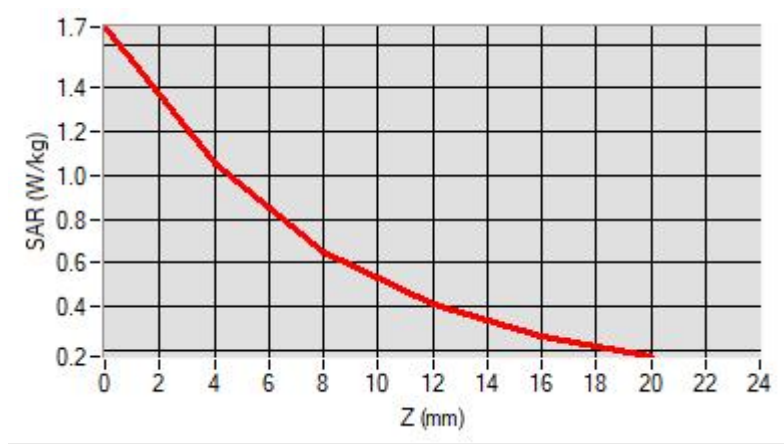
Maximum location: X=-5.00, Y=-1.00

D. SAR 1g & 10g

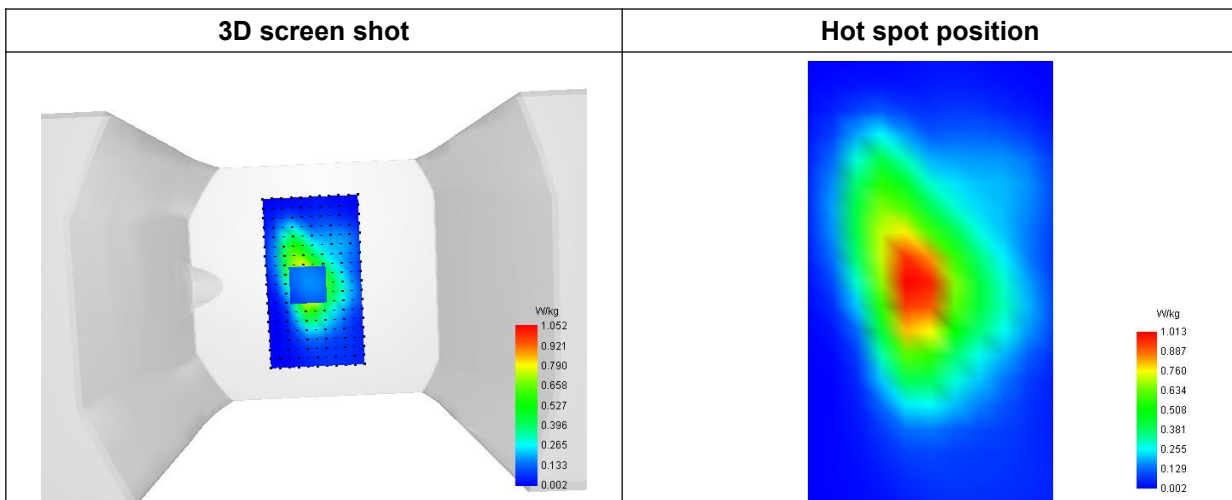
SAR 10g (W/Kg)	0.527055
SAR 1g (W/Kg)	0.967876

E. Z Axis Scan

Z (mm)	0.00	4.00	8.00	12.00	16.00
SAR (W/Kg)	1.6793	1.0520	0.6510	0.4090	0.2666



F. 3D Image



MEASUREMENT 10

Type: Measurement (Complete)

Date of measurement: 2024-04-27

Measurement duration: 12 minutes 3 seconds

E-field Probe: SSE2 - SN 18/21 EPGO356; ConvF: 1.71; Calibrated: 2023-07-07

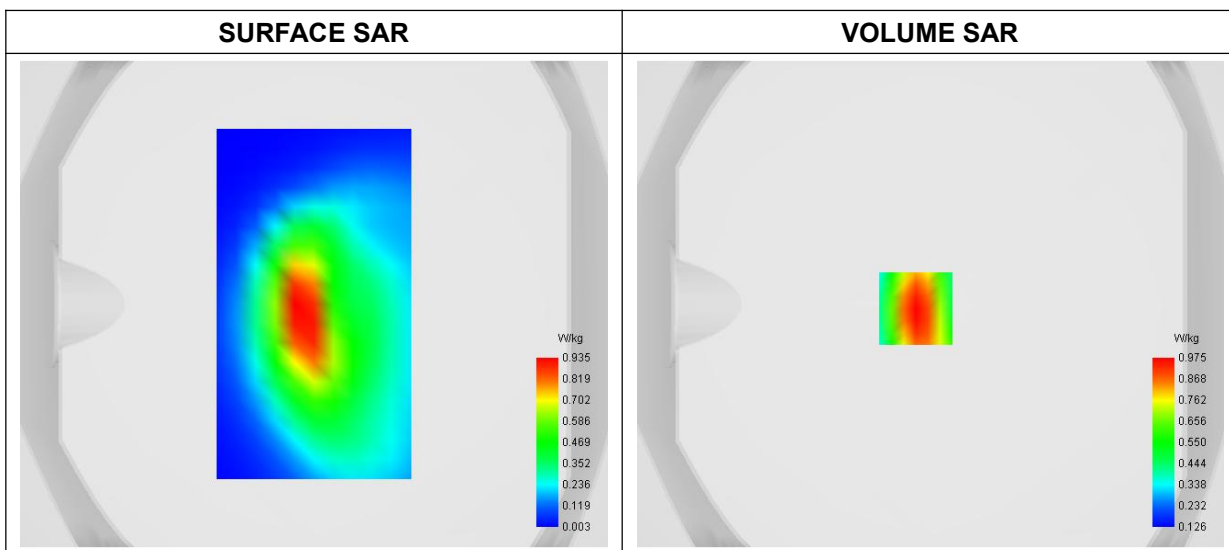
A. Experimental conditions

Area Scan	dx=8mm dy=8mm
Zoom Scan	dx=5mm dy=5mm dz=4mm
Phantom	Flat Plane
Device Position	Back
Band	LTE Band 5
Channels	QPSK, 10MHz, 1RB, Low
Signal	Duty Cycle 1:1

B. SAR Measurement Results

Frequency (MHz)	829.000000
Relative Permittivity (real part)	41.302459
Conductivity (S/m)	0.941245
Power Variation (%)	-0.823700
Ambient Temperature	22.2
Liquid Temperature	22.2

C. SAR Surface and Volume



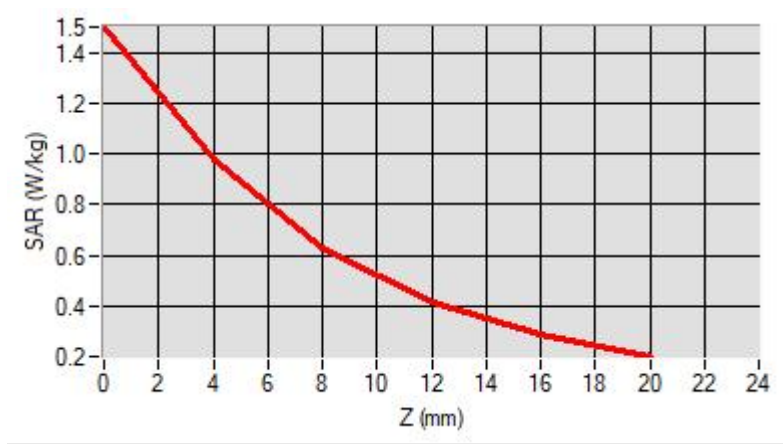
Maximum location: X=-6.00, Y=-2.00

D. SAR 1g & 10g

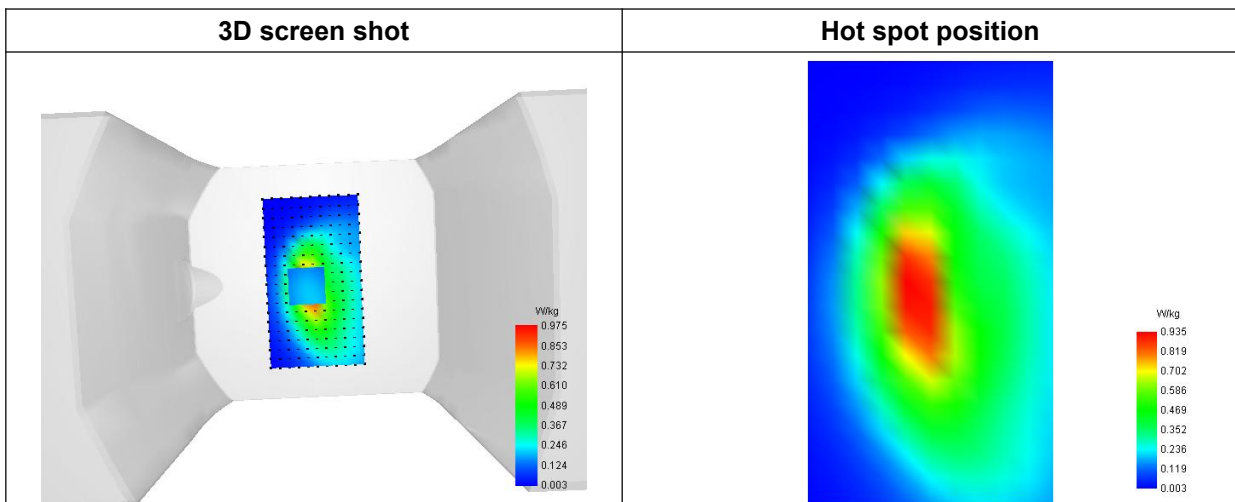
SAR 10g (W/Kg)	0.528398
SAR 1g (W/Kg)	0.906806

E. Z Axis Scan

Z (mm)	0.00	4.00	8.00	12.00	16.00
SAR (W/Kg)	1.5014	0.9745	0.6304	0.4178	0.2892



F. 3D Image



MEASUREMENT 11

Type: Measurement (Complete)

Date of measurement: 2024-05-22

Measurement duration: 12 minutes 3 seconds

E-field Probe: SSE2 - SN 18/21 EPGO356; ConvF: 2.22; Calibrated: 2023-07-07

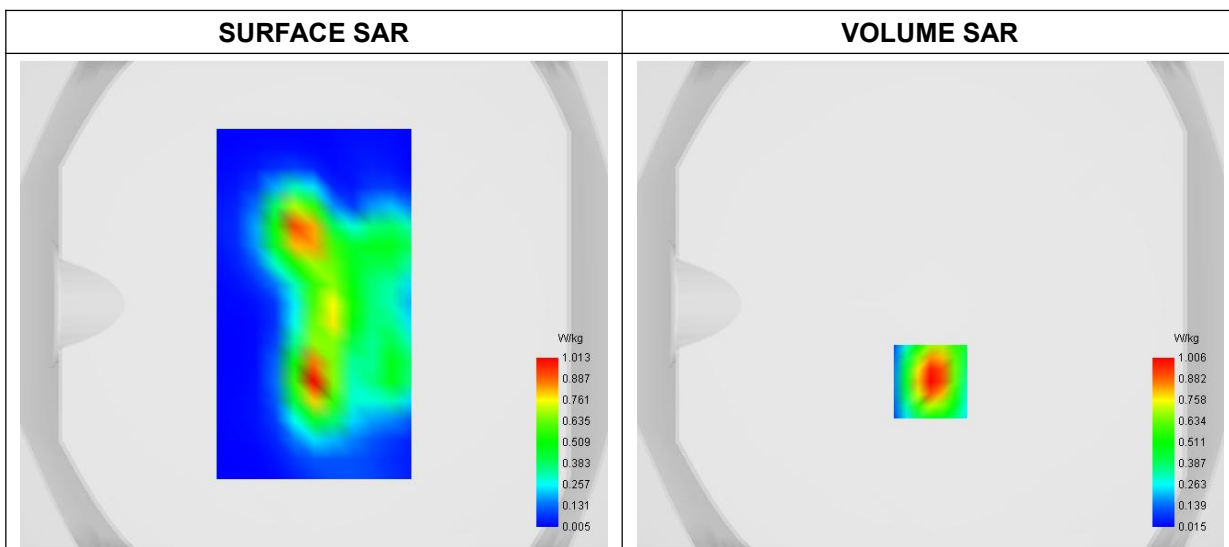
A. Experimental conditions

Area Scan	dx=8mm dy=8mm
Zoom Scan	dx=5mm dy=5mm dz=4mm
Phantom	Flat Plane
Device Position	Back
Band	LTE Band 7
Channels	QPSK, 20MHz, 1RB, Low
Signal	Duty Cycle 1:1

B. SAR Measurement Results

Frequency (MHz)	2535.000000
Relative Permittivity (real part)	40.781667
Conductivity (S/m)	1.7227018
Power Variation (%)	-0.717800
Ambient Temperature	22.2
Liquid Temperature	22.2

C. SAR Surface and Volume



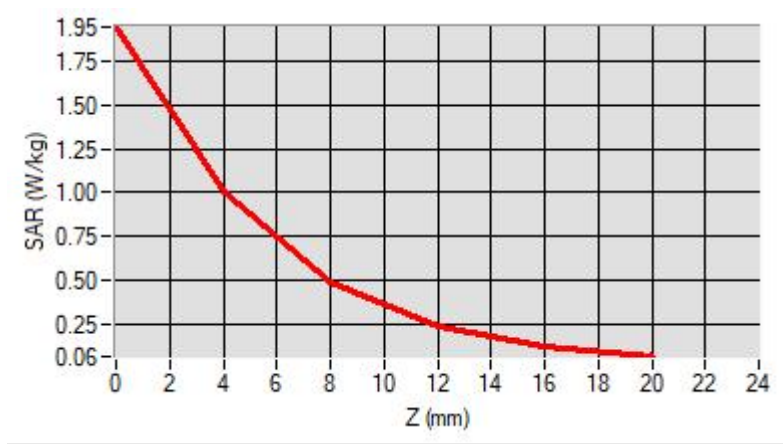
Maximum location: X=0.00, Y=-32.00

D. SAR 1g & 10g

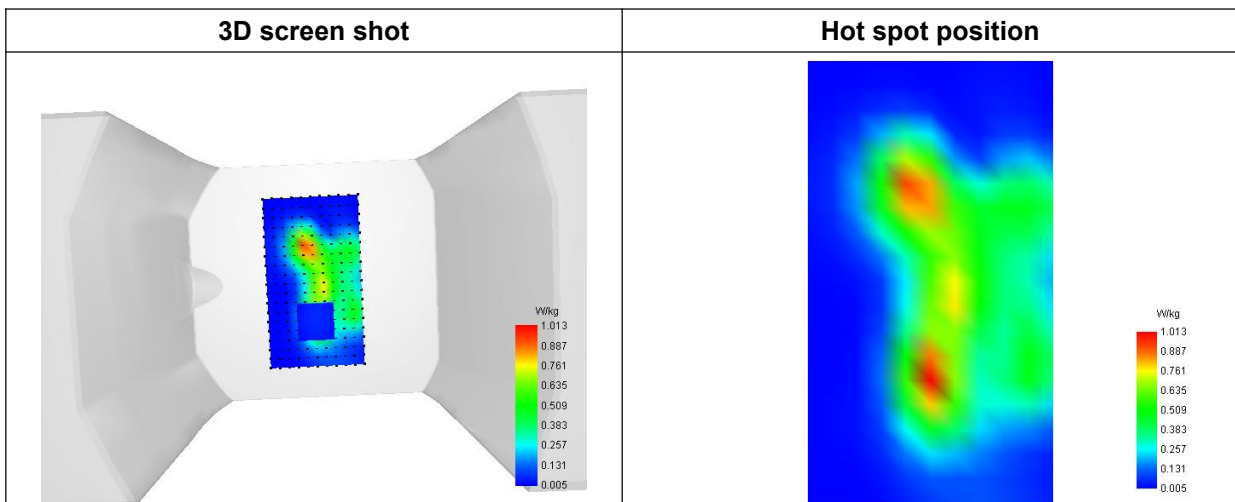
SAR 10g (W/Kg)	0.401863
SAR 1g (W/Kg)	0.912699

E. Z Axis Scan

Z (mm)	0.00	4.00	8.00	12.00	16.00
SAR (W/Kg)	1.9452	1.0062	0.4907	0.2365	0.1212



F. 3D Image



MEASUREMENT 12

Type: Measurement (Complete)

Date of measurement: 2024-04-27

Measurement duration: 12 minutes 3 seconds

E-field Probe: SSE2 - SN 18/21 EPGO356; ConvF: 1.67; Calibrated: 2023-07-07

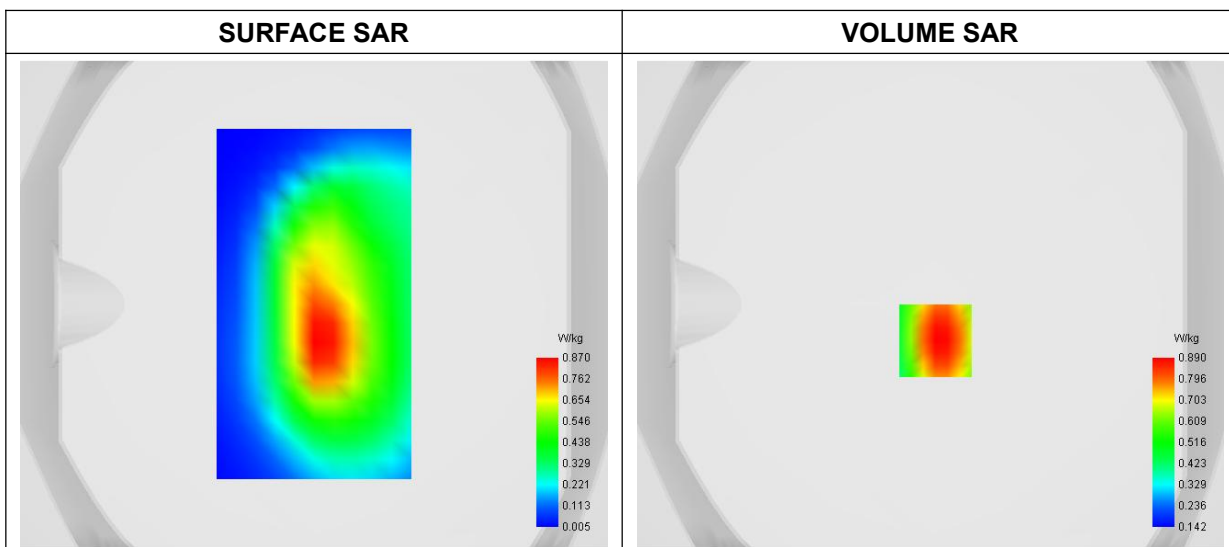
A. Experimental conditions

Area Scan	dx=8mm dy=8mm
Zoom Scan	dx=5mm dy=5mm dz=4mm
Phantom	Flat Plane
Device Position	Back
Band	LTE Band 12
Channels	QPSK, 10MHz, 1RB, High
Signal	Duty Cycle 1:1

B. SAR Measurement Results

Frequency (MHz)	711.000000
Relative Permittivity (real part)	40.744068
Conductivity (S/m)	0.921496
Power Variation (%)	-1.725700
Ambient Temperature	22.2
Liquid Temperature	22.2

C. SAR Surface and Volume



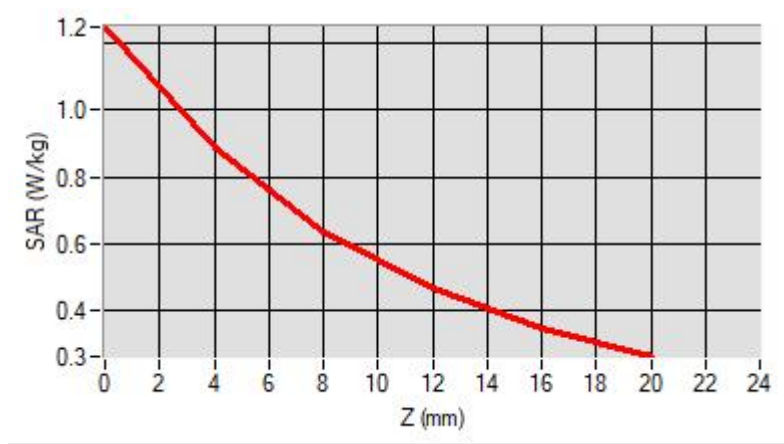
Maximum location: X=2.00, Y=-15.00

D. SAR 1g & 10g

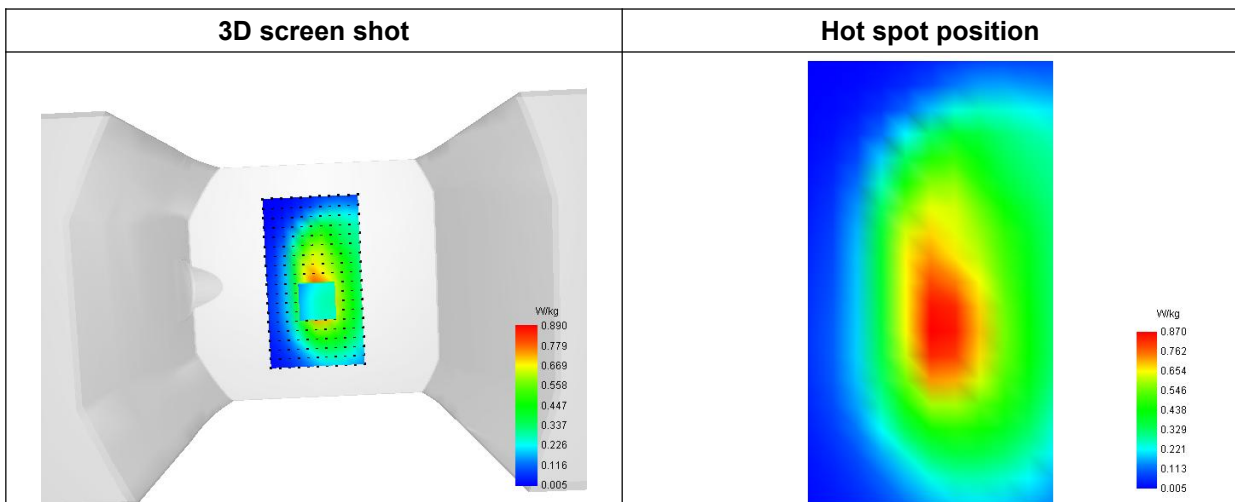
SAR 10g (W/Kg)	0.556405
SAR 1g (W/Kg)	0.850979

E. Z Axis Scan

Z (mm)	0.00	4.00	8.00	12.00	16.00
SAR (W/Kg)	1.2480	0.8899	0.6370	0.4652	0.3493



F. 3D Image



MEASUREMENT 13

Type: Measurement (Complete)

Date of measurement: 2024-04-27

Measurement duration: 12 minutes 3 seconds

E-field Probe: SSE2 - SN 18/21 EPGO356; ConvF: 1.67; Calibrated: 2023-07-07

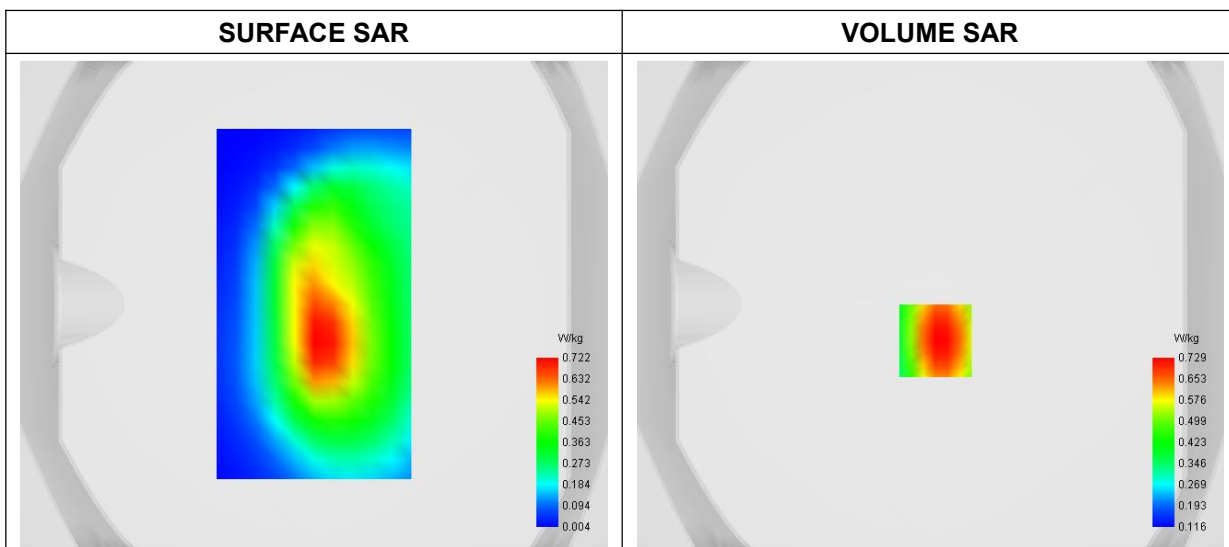
A. Experimental conditions

Area Scan	dx=8mm dy=8mm
Zoom Scan	dx=5mm dy=5mm dz=4mm
Phantom	Flat Plane
Device Position	Back
Band	LTE Band 17
Channels	QPSK, 10MHz, 1RB, High
Signal	Duty Cycle 1:1

B. SAR Measurement Results

Frequency (MHz)	711.000000
Relative Permittivity (real part)	40.744068
Conductivity (S/m)	0.921496
Power Variation (%)	2.753800
Ambient Temperature	22.2
Liquid Temperature	22.2

C. SAR Surface and Volume



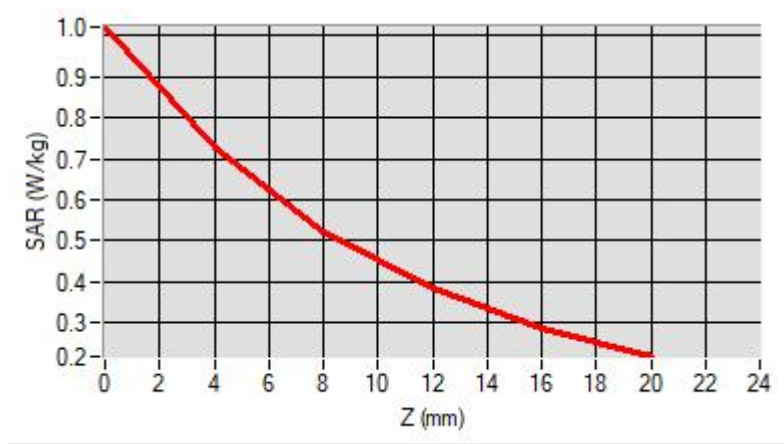
Maximum location: X=2.00, Y=-15.00

D. SAR 1g & 10g

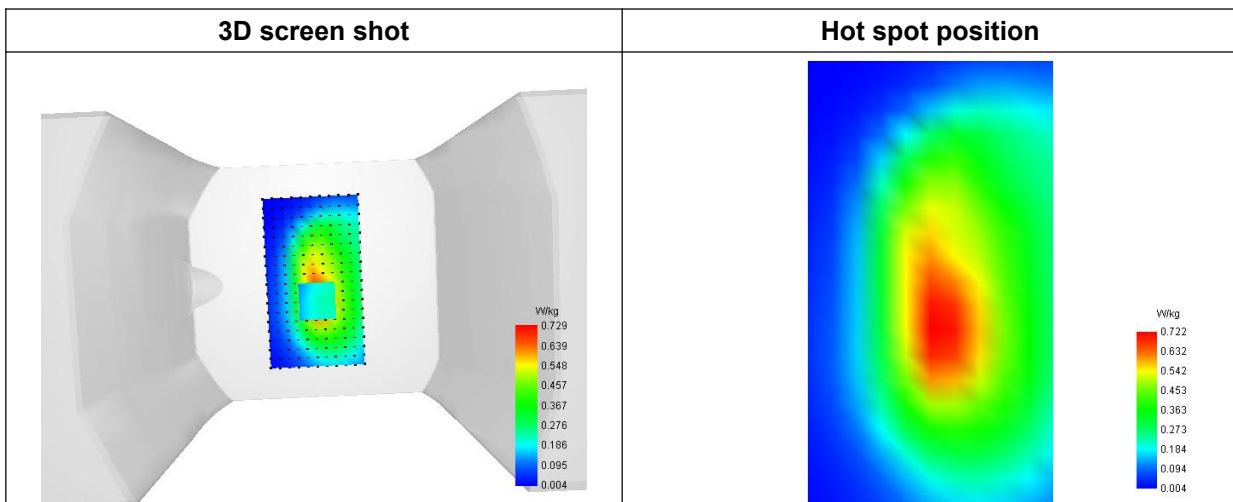
SAR 10g (W/Kg)	0.456266
SAR 1g (W/Kg)	0.696488

E. Z Axis Scan

Z (mm)	0.00	4.00	8.00	12.00	16.00
SAR (W/Kg)	1.0214	0.7293	0.5229	0.3826	0.2879



F. 3D Image



MEASUREMENT 14

Type: Measurement (Complete)

Date of measurement: 2024-05-17

Measurement duration: 12 minutes 3 seconds

E-field Probe: SSE2 - SN 18/21 EPGO356; ConvF: 2.22; Calibrated: 2023-07-07

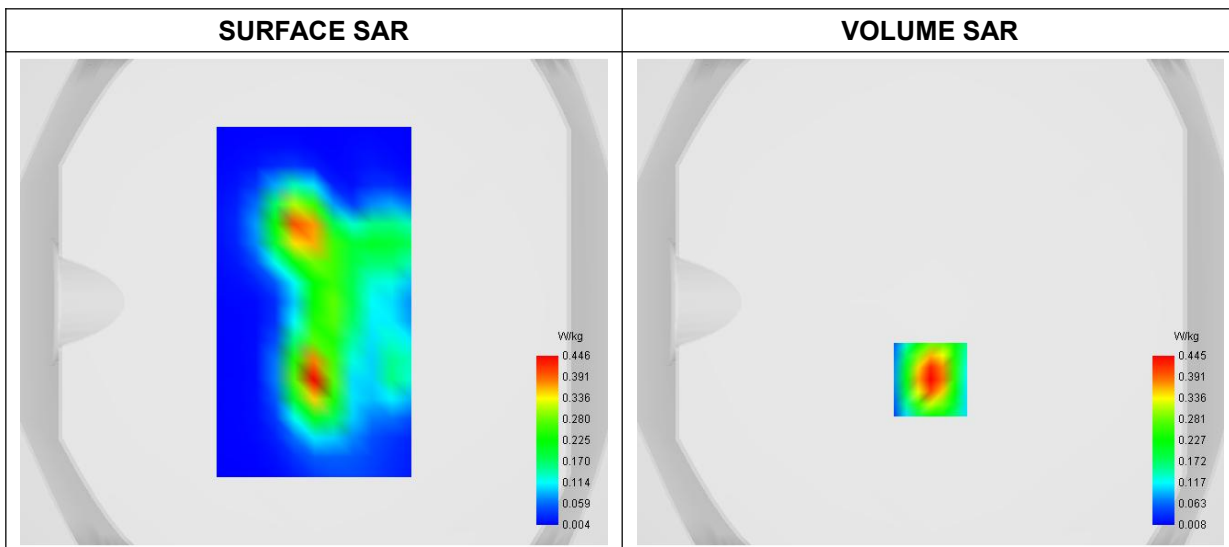
A. Experimental conditions

Area Scan	dx=8mm dy=8mm
Zoom Scan	dx=5mm dy=5mm dz=4mm
Phantom	Flat Plane
Device Position	Back
Band	LTE Band 38
Channels	QPSK, 20MHz, 1RB, Low
Signal	Duty Cycle 1:1

B. SAR Measurement Results

Frequency (MHz)	2580.000000
Relative Permittivity (real part)	38.252468
Conductivity (S/m)	2.013696
Power Variation (%)	-1.053700
Ambient Temperature	22.5
Liquid Temperature	22.5

C. SAR Surface and Volume



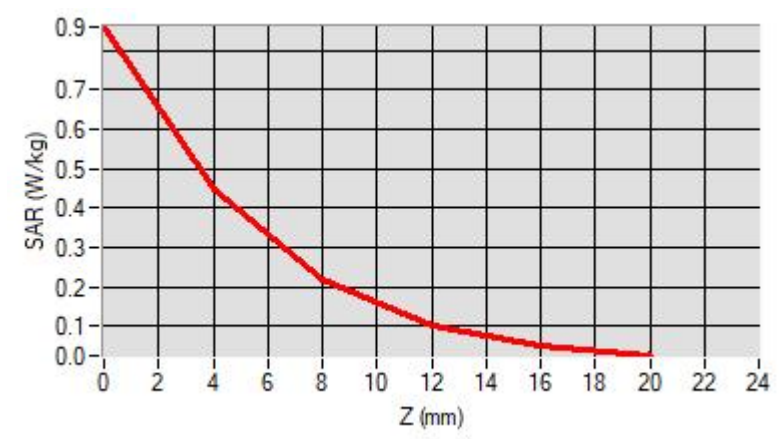
Maximum location: X=0.00, Y=-32.00

D. SAR 1g & 10g

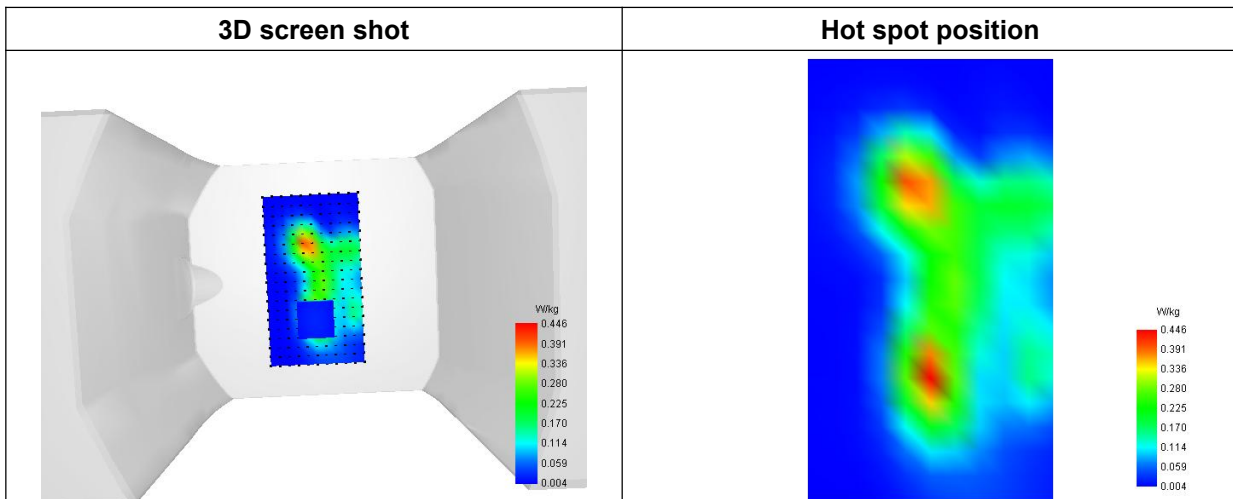
SAR 10g (W/Kg)	0.174254
SAR 1g (W/Kg)	0.398717

E. Z Axis Scan

Z (mm)	0.00	4.00	8.00	12.00	16.00
SAR (W/Kg)	0.8604	0.4451	0.2164	0.1031	0.0514



F. 3D Image



MEASUREMENT 15

Type: Measurement (Complete)

Date of measurement: 2024-05-22

Measurement duration: 12 minutes 3 seconds

E-field Probe: SSE2 - SN 18/21 EPGO356; ConvF: 2.34; Calibrated: 2023-07-07

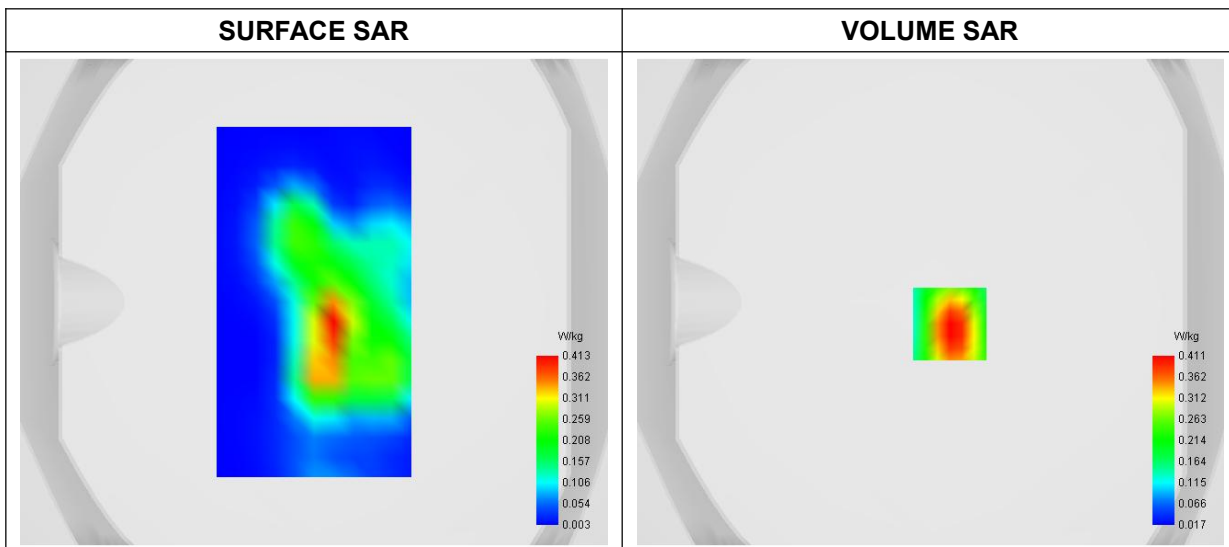
A. Experimental conditions

Area Scan	dx=8mm dy=8mm
Zoom Scan	dx=5mm dy=5mm dz=4mm
Phantom	Flat Plane
Device Position	Back
Band	LTE Band 40(2305-2315MHz)
Channels	QPSK, 10MHz, 1RB, Low
Signal	Duty Cycle 1:1

B. SAR Measurement Results

Frequency (MHz)	2310.000000
Relative Permittivity (real part)	40.791637
Conductivity (S/m)	1.721369
Power Variation (%)	-1.053700
Ambient Temperature	22.2
Liquid Temperature	22.2

C. SAR Surface and Volume



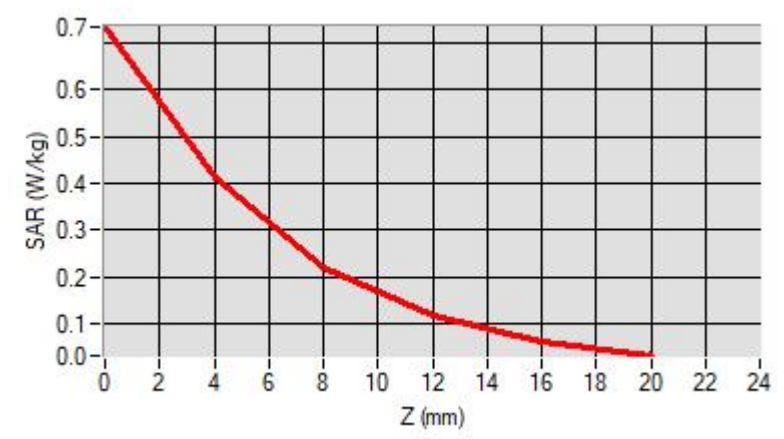
Maximum location: X=8.00, Y=-9.00

D. SAR 1g & 10g

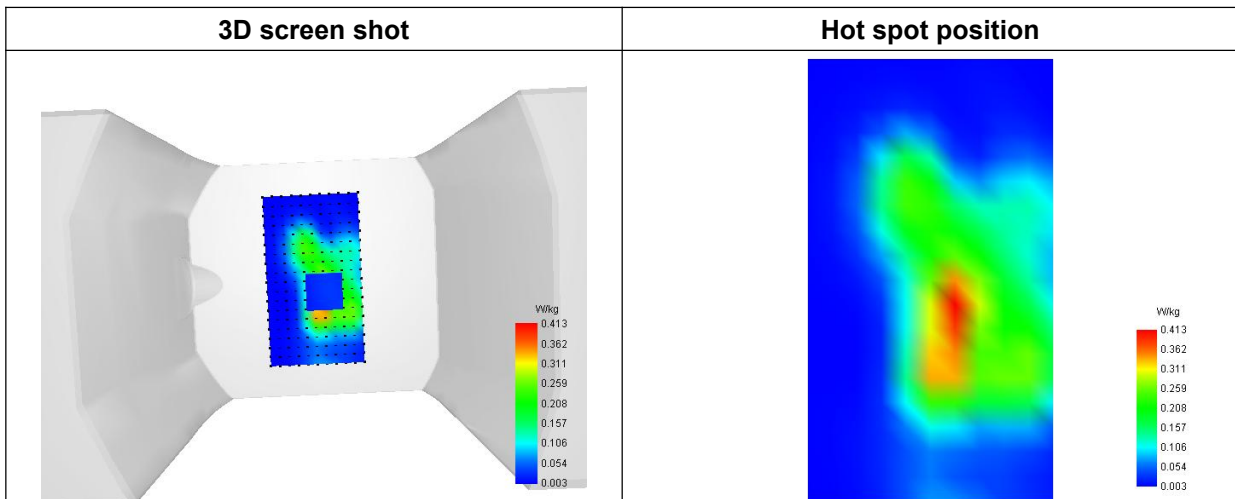
SAR 10g (W/Kg)	0.189474
SAR 1g (W/Kg)	0.385469

E. Z Axis Scan

Z (mm)	0.00	4.00	8.00	12.00	16.00
SAR (W/Kg)	0.7335	0.4109	0.2206	0.1169	0.0632



F. 3D Image



MEASUREMENT 16

Type: Measurement (Complete)

Date of measurement: 2024-05-22

Measurement duration: 12 minutes 3 seconds

E-field Probe: SSE2 - SN 18/21 EPGO356; ConvF: 2.34; Calibrated: 2023-07-07

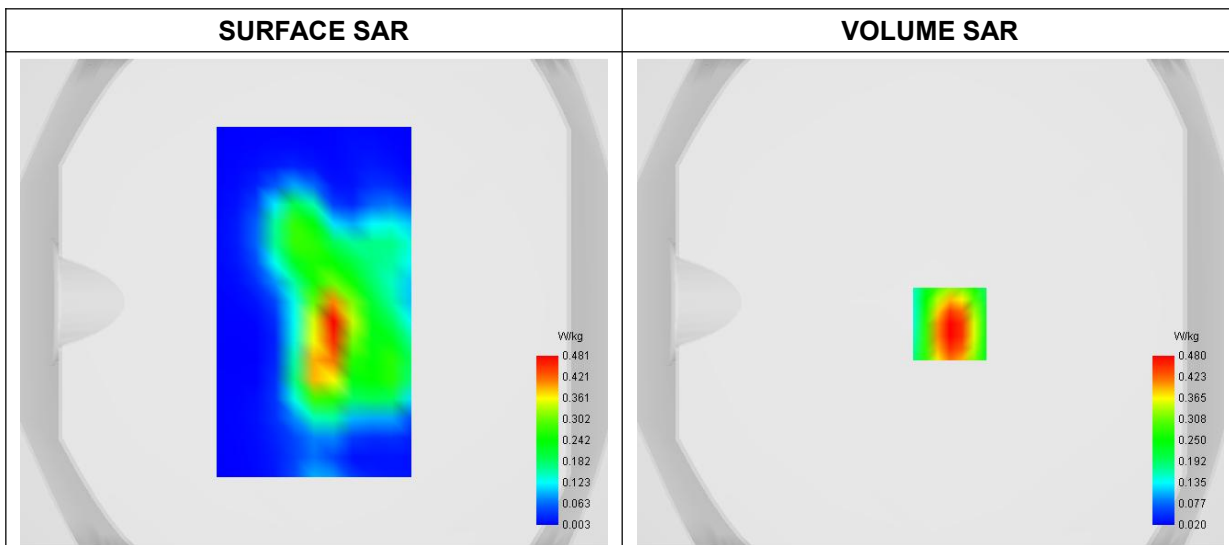
A. Experimental conditions

Area Scan	dx=8mm dy=8mm
Zoom Scan	dx=5mm dy=5mm dz=4mm
Phantom	Flat Plane
Device Position	Back
Band	LTE Band 40(2350-2360MHz)
Channels	QPSK, 10MHz, 1RB, Middle
Signal	Duty Cycle 1:1

B. SAR Measurement Results

Frequency (MHz)	2355.000000
Relative Permittivity (real part)	40.782168
Conductivity (S/m)	1.723096
Power Variation (%)	-1.537900
Ambient Temperature	22.2
Liquid Temperature	22.2

C. SAR Surface and Volume



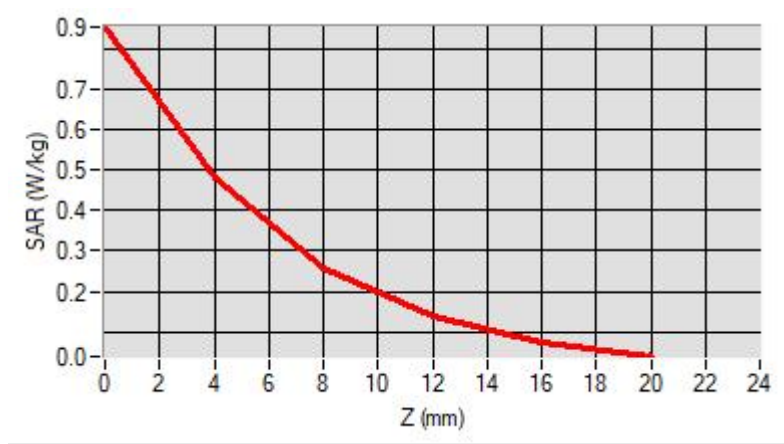
Maximum location: X=8.00, Y=-9.00

D. SAR 1g & 10g

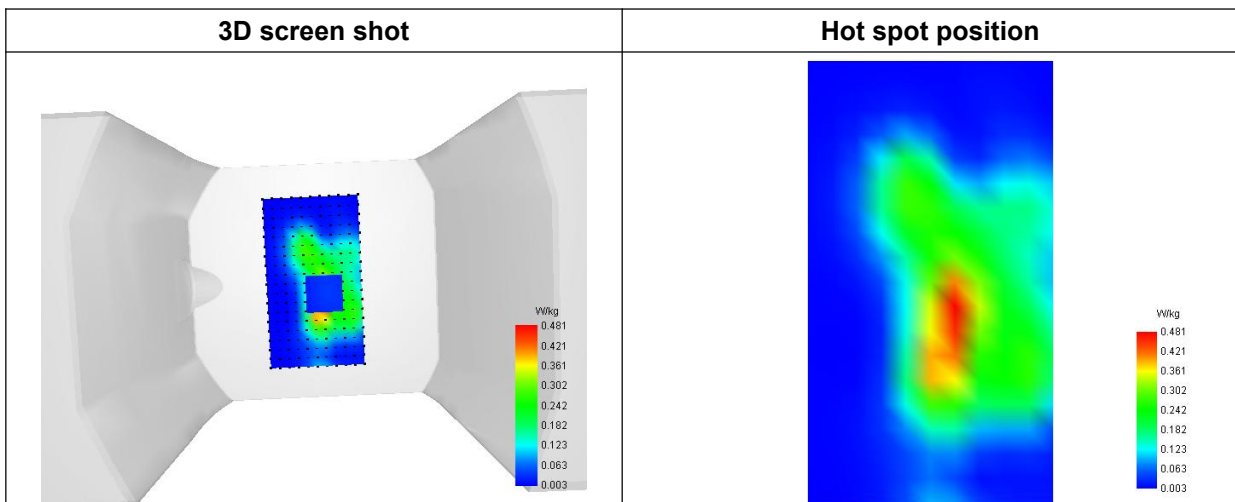
SAR 10g (W/Kg)	0.221024
SAR 1g (W/Kg)	0.449981

E. Z Axis Scan

Z (mm)	0.00	4.00	8.00	12.00	16.00
SAR (W/Kg)	0.8543	0.4803	0.2592	0.1383	0.0755



F. 3D Image



MEASUREMENT 17

Type: Measurement (Complete)

Date of measurement: 2024-05-17

Measurement duration: 12 minutes 3 seconds

E-field Probe: SSE2 - SN 18/21 EPGO356; ConvF: 2.22; Calibrated: 2023-07-07

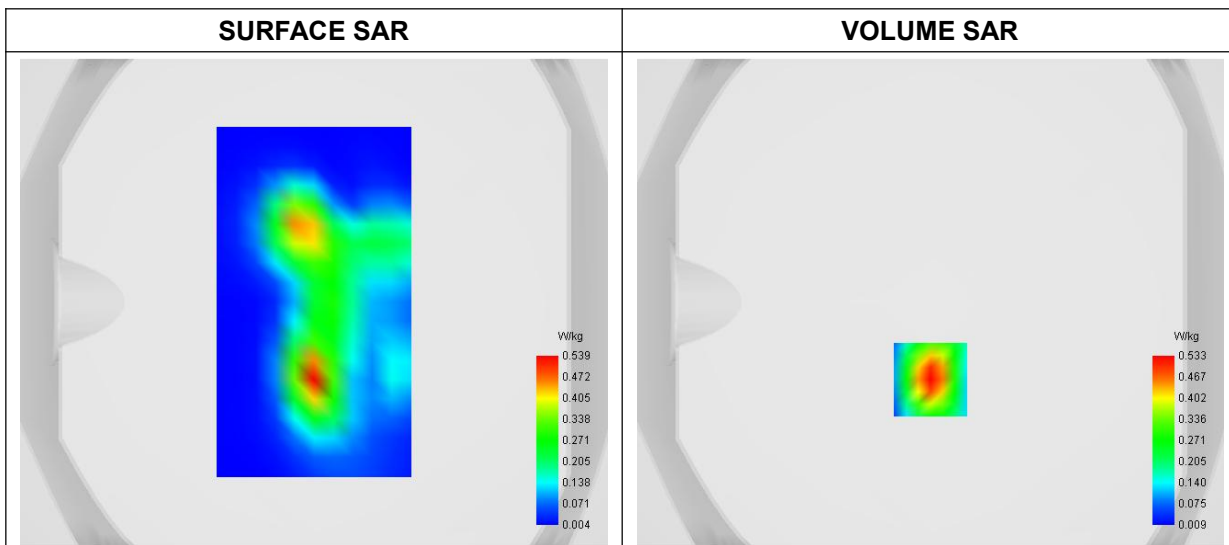
A. Experimental conditions

Area Scan	dx=8mm dy=8mm
Zoom Scan	dx=5mm dy=5mm dz=4mm
Phantom	Flat Plane
Device Position	Back
Band	LTE Band 41(2555-2655MHz)
Channels	QPSK, 20MHz, 1RB, Low
Signal	Duty Cycle 1:1

B. SAR Measurement Results

Frequency (MHz)	2565.000000
Relative Permittivity (real part)	38.251668
Conductivity (S/m)	2.023662
Power Variation (%)	2.153800
Ambient Temperature	22.5
Liquid Temperature	22.5

C. SAR Surface and Volume



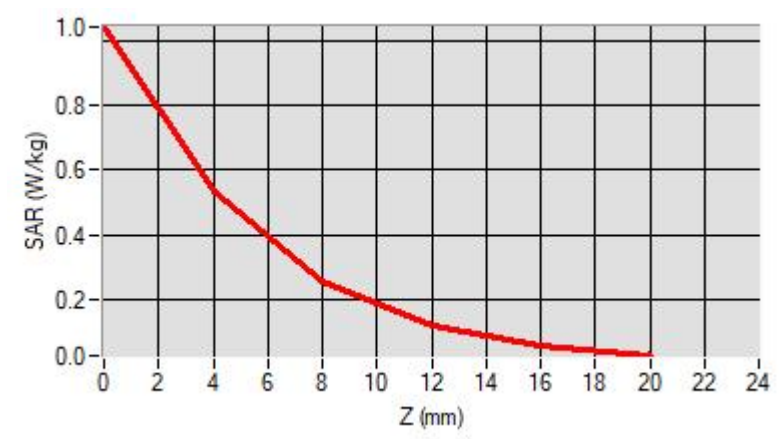
Maximum location: X=0.00, Y=-32.00

D. SAR 1g & 10g

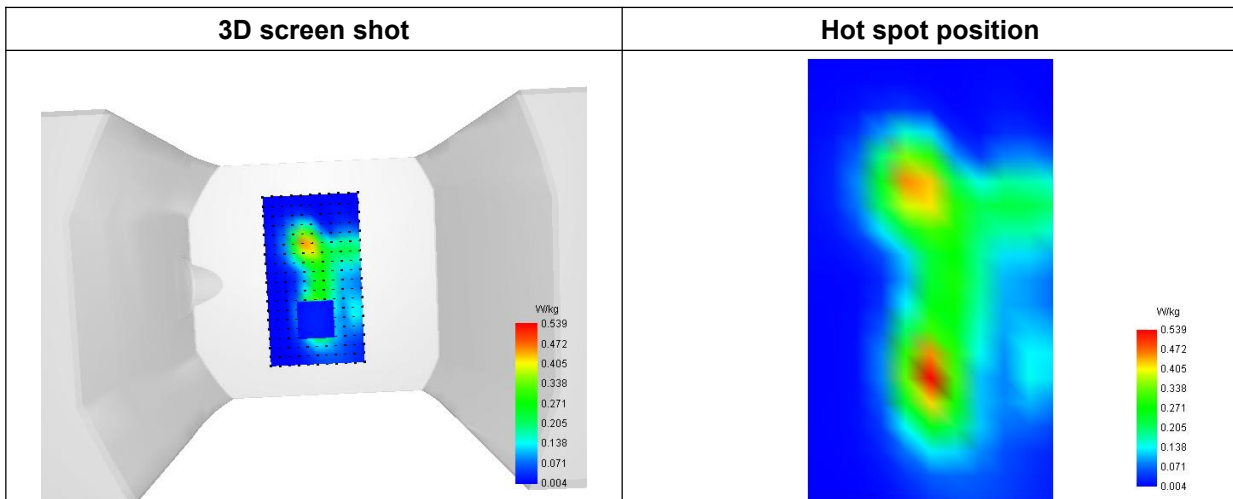
SAR 10g (W/Kg)	0.201105
SAR 1g (W/Kg)	0.466515

E. Z Axis Scan

Z (mm)	0.00	4.00	8.00	12.00	16.00
SAR (W/Kg)	1.0404	0.5325	0.2551	0.1192	0.0581



F. 3D Image



MEASUREMENT 18

Type: Measurement (Complete)

Date of measurement: 2024-05-27

Measurement duration: 12 minutes 3 seconds

E-field Probe: SSE2 - SN 18/21 EPGO356; ConvF: 2.11; Calibrated: 2023-07-07

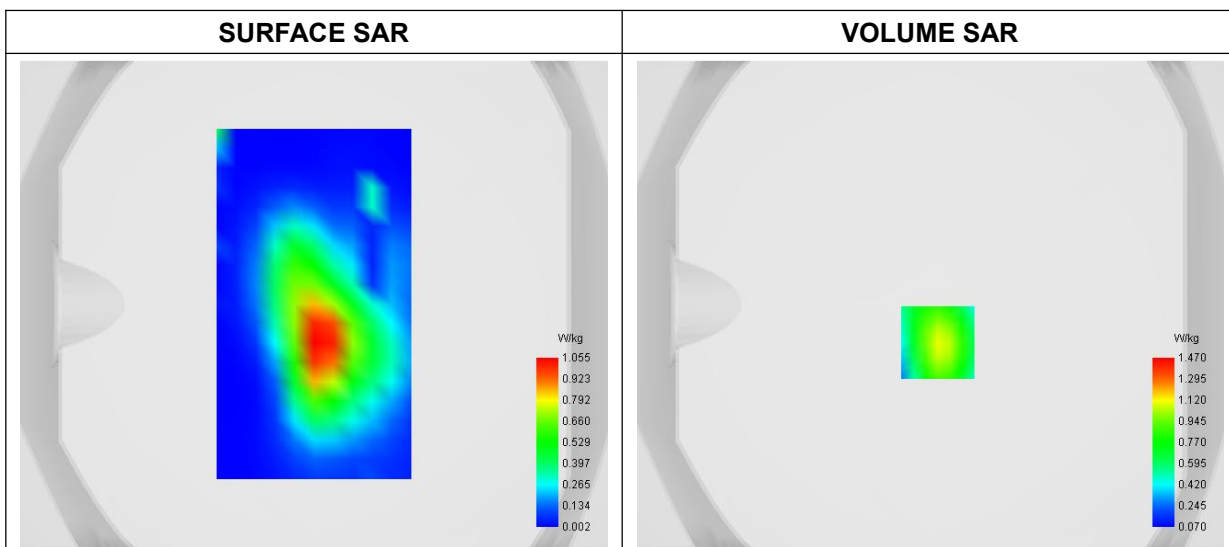
A. Experimental conditions

Area Scan	dx=8mm dy=8mm
Zoom Scan	dx=5mm dy=5mm dz=4mm
Phantom	Flat Plane
Device Position	Back
Band	LTE Band 66
Channels	QPSK, 20MHz, 1RB, High
Signal	Duty Cycle 1:1

B. SAR Measurement Results

Frequency (MHz)	1770.000000
Relative Permittivity (real part)	40.781176
Conductivity (S/m)	1.421169
Power Variation (%)	-1.035800
Ambient Temperature	22.5
Liquid Temperature	22.5

C. SAR Surface and Volume



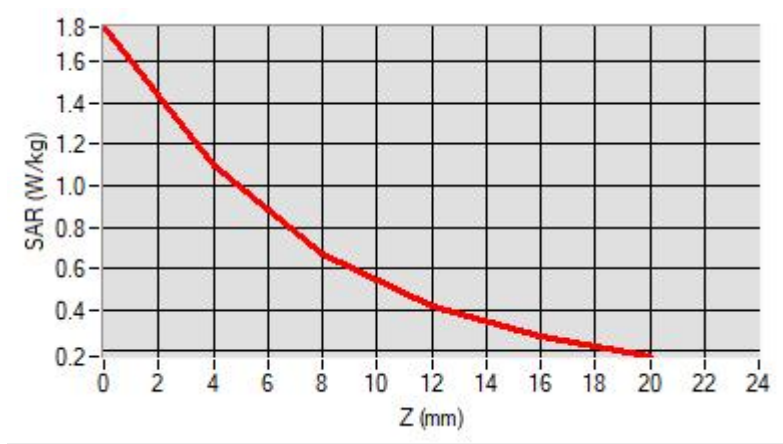
Maximum location: X=3.00, Y=-16.00

D. SAR 1g & 10g

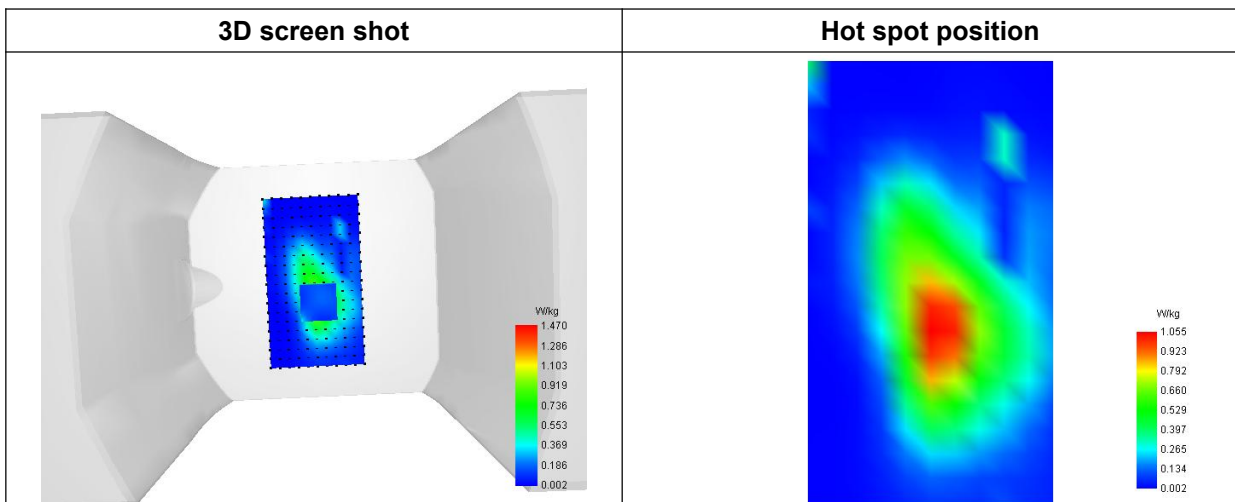
SAR 10g (W/Kg)	0.618474
SAR 1g (W/Kg)	1.100443

E. Z Axis Scan

Z (mm)	0.00	4.00	8.00	12.00	16.00
SAR (W/Kg)	1.7681	1.0997	0.6749	0.4205	0.2721



F. 3D Image



MEASUREMENT 19

Type: Measurement (Complete)

Date of measurement: 2024-05-17

Measurement duration: 12 minutes 3 seconds

E-field Probe: SSE2 - SN 18/21 EPGO356; ConvF: 2.29; Calibrated: 2023-07-07

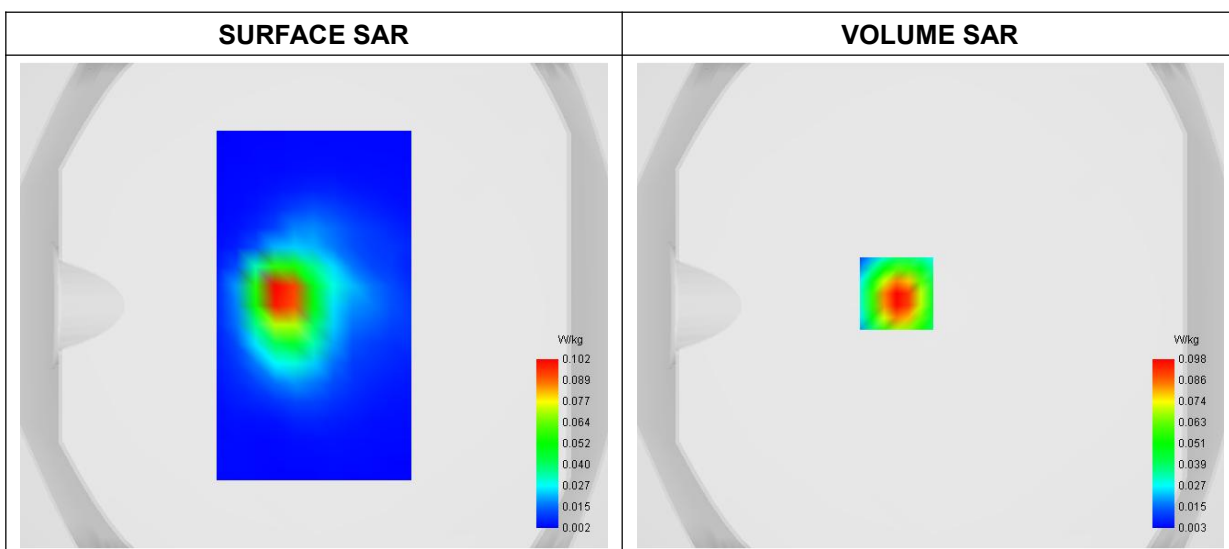
A. Experimental conditions

Area Scan	dx=8mm dy=8mm
Zoom Scan	dx=5mm dy=5mm dz=4mm
Phantom	Flat Plane
Device Position	Front
Band	WiFi_802.11b
Channels	High
Signal	Duty Cycle 1:1

B. SAR Measurement Results

Frequency (MHz)	2462.000000
Relative Permittivity (real part)	39.582285
Conductivity (S/m)	1.832855
Power Variation (%)	-2.471100
Ambient Temperature	22.5
Liquid Temperature	22.5

C. SAR Surface and Volume



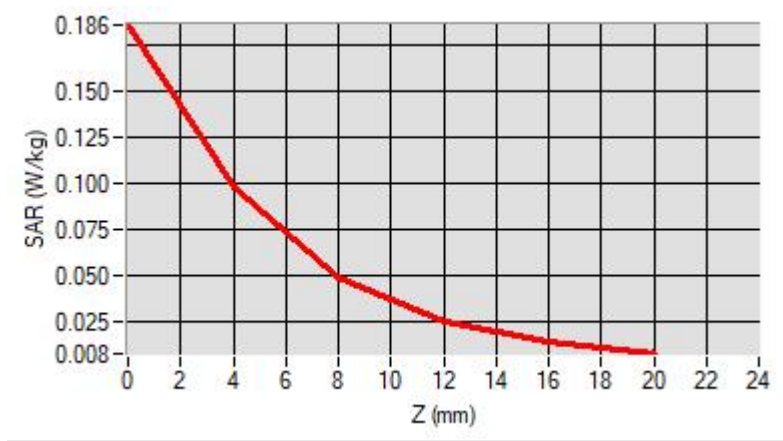
Maximum location: X=-14.00, Y=5.00

D. SAR 1g & 10g

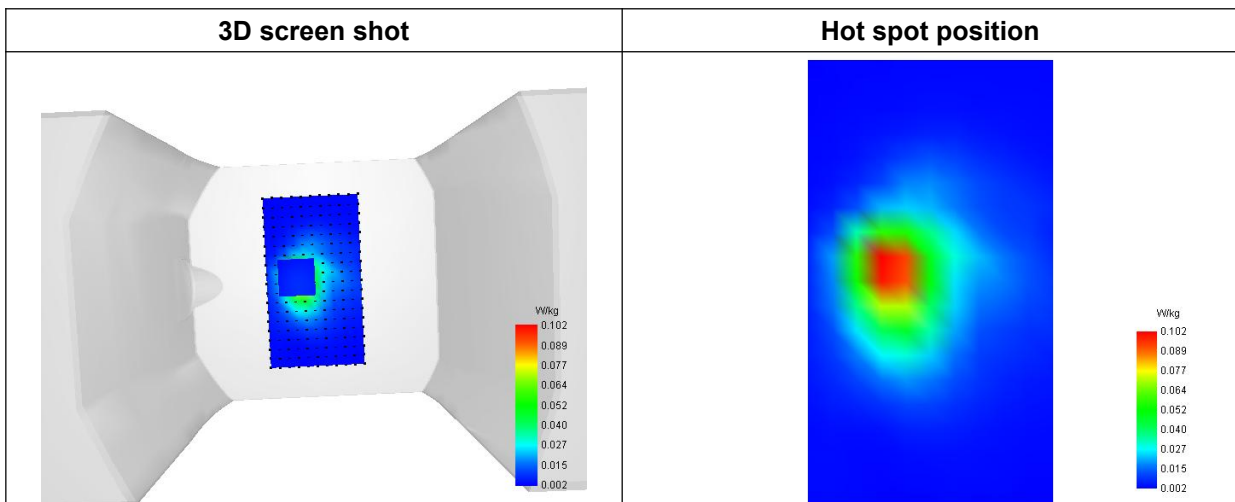
SAR 10g (W/Kg)	0.042413
SAR 1g (W/Kg)	0.091321

E. Z Axis Scan

Z (mm)	0.00	4.00	8.00	12.00	16.00
SAR (W/Kg)	0.1857	0.0981	0.0495	0.0253	0.0141



F. 3D Image



MEASUREMENT 20

Type: Measurement (Complete)

Date of measurement: 2024-05-17

Measurement duration: 12 minutes 3 seconds

E-field Probe: SSE2 - SN 18/21 EPGO356; ConvF: 2.29; Calibrated: 2023-07-07

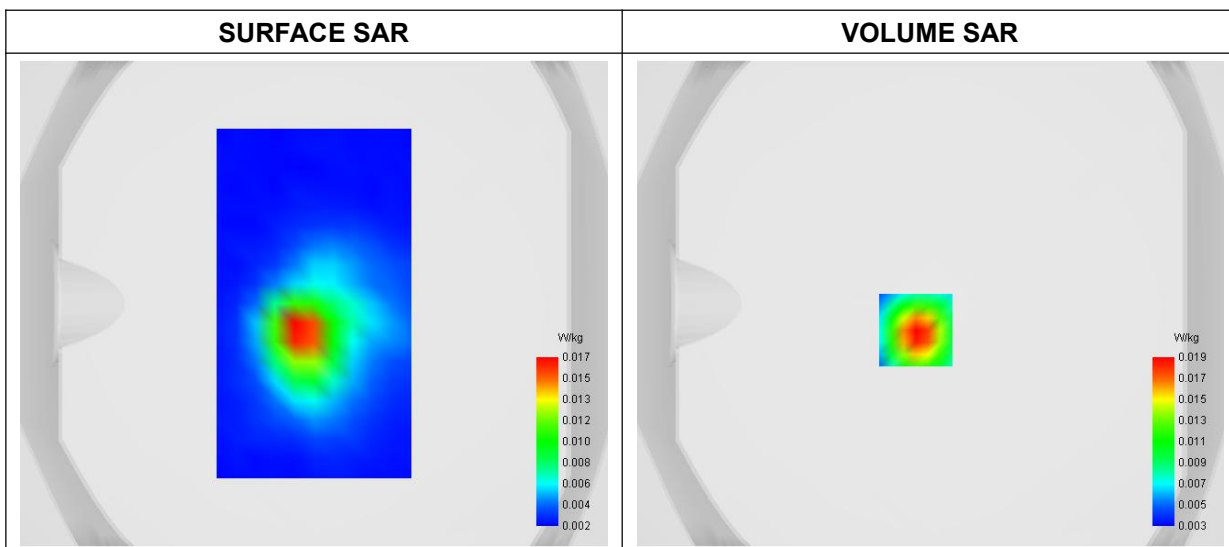
A. Experimental conditions

Area Scan	dx=8mm dy=8mm
Zoom Scan	dx=5mm dy=5mm dz=4mm
Phantom	Flat Plane
Device Position	Front
Band	Bluetooth_π/4 DQPSK
Channels	High
Signal	Duty Cycle 1:1

B. SAR Measurement Results

Frequency (MHz)	2480.000000
Relative Permittivity (real part)	39.592285
Conductivity (S/m)	1.832413
Power Variation (%)	0.132100
Ambient Temperature	22.5
Liquid Temperature	22.5

C. SAR Surface and Volume



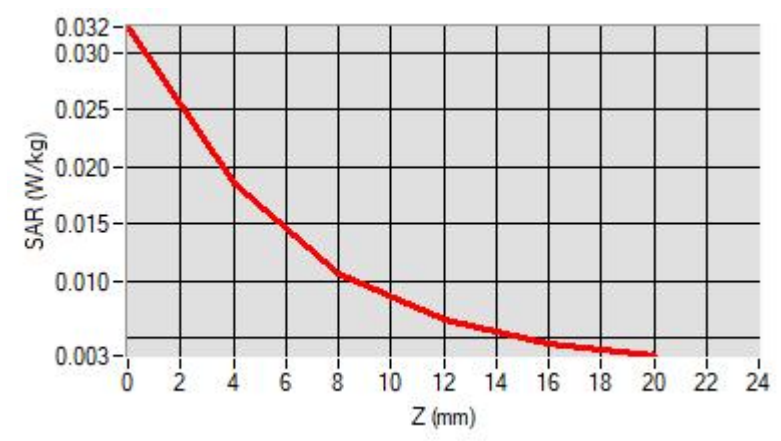
Maximum location: X=-6.00, Y=-11.00

D. SAR 1g & 10g

SAR 10g (W/Kg)	0.009046
SAR 1g (W/Kg)	0.017113

E. Z Axis Scan

Z (mm)	0.00	4.00	8.00	12.00	16.00
SAR (W/Kg)	0.0322	0.0186	0.0107	0.0065	0.0046



F. 3D Image

