

## **Appendix for Band 12**

Product Name: GPS

Model No: MDT760

## Appendix A: Average Power Output Data

### Test Result

Channel Bandwidth: 1.4 MHz

Modulation	Channel	RB Configuration		Average Power [dBm]	Verdict
		Size	Offset		
QPSK	LCH	1	0	23.01	PASS
		1	3	23.15	PASS
		1	5	22.95	PASS
		3	0	23.14	PASS
		3	2	23.18	PASS
		3	3	23.16	PASS
		6	0	22.14	PASS
	MCH	1	0	23.09	PASS
		1	3	23.17	PASS
		1	5	23.04	PASS
		3	0	23.15	PASS
		3	2	23.12	PASS
		3	3	23.12	PASS
		6	0	22.08	PASS
	HCH	1	0	22.97	PASS
		1	3	23.13	PASS
		1	5	22.98	PASS
		3	0	23.13	PASS
		3	2	23.14	PASS
		3	3	23.16	PASS
		6	0	22.09	PASS
16QAM	LCH	1	0	22.42	PASS
		1	3	22.66	PASS
		1	5	22.45	PASS
		3	0	22.42	PASS
		3	2	22.38	PASS
		3	3	22.37	PASS
		6	0	21.18	PASS
	MCH	1	0	22.56	PASS
		1	3	22.79	PASS
		1	5	22.57	PASS
		3	0	22.23	PASS
		3	2	22.24	PASS

		3	3	22.24	PASS
		6	0	21.12	PASS
	HCH	1	0	22.35	PASS
		1	3	22.55	PASS
		1	5	22.34	PASS
		3	0	22.24	PASS
		3	2	22.27	PASS
		3	3	22.24	PASS
		6	0	21.25	PASS

**Channel Bandwidth: 3 MHz**

Modulation	Channel	RB Configuration		Average Power [dBm]	Verdict
		Size	Offset		
QPSK	LCH	1	0	23.13	PASS
		1	7	23.37	PASS
		1	14	23.09	PASS
		8	0	22.12	PASS
		8	4	22.14	PASS
		8	7	22.09	PASS
		15	0	22.11	PASS
	MCH	1	0	23.08	PASS
		1	7	23.40	PASS
		1	14	23.08	PASS
		8	0	22.08	PASS
		8	4	22.12	PASS
		8	7	22.07	PASS
		15	0	22.15	PASS
	HCH	1	0	23.09	PASS
		1	7	23.29	PASS
		1	14	23.07	PASS
		8	0	22.08	PASS
		8	4	22.09	PASS
		8	7	22.04	PASS
		15	0	22.03	PASS
16QAM	LCH	1	0	22.56	PASS
		1	7	22.75	PASS
		1	14	22.54	PASS
		8	0	21.21	PASS
		8	4	21.29	PASS
		8	7	21.21	PASS
		15	0	21.14	PASS

	MCH	1	0	22.63	PASS
		1	7	22.89	PASS
		1	14	22.58	PASS
		8	0	21.16	PASS
		8	4	21.12	PASS
		8	7	21.15	PASS
		15	0	21.13	PASS
	HCH	1	0	22.43	PASS
		1	7	22.63	PASS
		1	14	22.43	PASS
		8	0	21.07	PASS
		8	4	21.11	PASS
		8	7	21.05	PASS
		15	0	21.08	PASS

### Channel Bandwidth: 5 MHz

Modulation	Channel	RB Configuration		Average Power [dBm]	Verdict
		Size	Offset		
QPSK	LCH	1	0	23.09	PASS
		1	12	23.46	PASS
		1	24	23.06	PASS
		12	0	22.14	PASS
		12	6	22.19	PASS
		12	13	22.14	PASS
		25	0	22.18	PASS
	MCH	1	0	23.08	PASS
		1	12	23.36	PASS
		1	24	23.00	PASS
		12	0	22.13	PASS
		12	6	22.17	PASS
		12	13	22.15	PASS
		25	0	22.19	PASS
	HCH	1	0	23.01	PASS
		1	12	23.33	PASS
		1	24	22.98	PASS
		12	0	22.14	PASS
		12	6	22.18	PASS
		12	13	22.05	PASS
		25	0	22.10	PASS
16QAM	LCH	1	0	22.44	PASS
		1	12	22.76	PASS

		1	24	22.49	PASS
		12	0	21.18	PASS
		12	6	21.26	PASS
		12	13	21.20	PASS
		25	0	21.18	PASS
	MCH	1	0	22.54	PASS
		1	12	22.82	PASS
		1	24	22.43	PASS
		12	0	21.25	PASS
		12	6	21.29	PASS
		12	13	21.23	PASS
		25	0	21.22	PASS
	HCH	1	0	22.32	PASS
		1	12	22.37	PASS
		1	24	22.30	PASS
		12	0	21.09	PASS
		12	6	21.15	PASS
		12	13	21.00	PASS
		25	0	21.19	PASS

**Channel Bandwidth: 10 MHz**

Modulation	Channel	RB Configuration		Average Power [dBm]	Verdict
		Size	Offset		
QPSK	LCH	1	0	23.10	PASS
		1	24	23.48	PASS
		1	49	23.04	PASS
		25	0	22.16	PASS
		25	12	22.17	PASS
		25	25	22.27	PASS
		50	0	22.21	PASS
	MCH	1	0	23.07	PASS
		1	24	23.21	PASS
		1	49	22.94	PASS
		25	0	22.17	PASS
		25	12	22.17	PASS
		25	25	22.15	PASS
		50	0	22.15	PASS
	HCH	1	0	23.11	PASS
		1	24	23.18	PASS
		1	49	22.97	PASS
		25	0	22.11	PASS

		25	12	22.10	PASS
		25	25	22.09	PASS
		50	0	22.06	PASS
16QAM	LCH	1	0	22.53	PASS
		1	24	22.71	PASS
		1	49	22.42	PASS
		25	0	21.25	PASS
		25	12	21.21	PASS
		25	25	21.34	PASS
		50	0	21.21	PASS
	MCH	1	0	22.65	PASS
		1	24	22.81	PASS
		1	49	22.53	PASS
		25	0	21.24	PASS
		25	12	21.20	PASS
		25	25	21.19	PASS
		50	0	21.18	PASS
	HCH	1	0	22.48	PASS
		1	24	22.57	PASS
		1	49	22.39	PASS
		25	0	21.14	PASS
		25	12	21.10	PASS
		25	25	21.08	PASS
		50	0	21.11	PASS

## Appendix B: Peak-to-Average Ratio

### Test Result

#### Channel Bandwidth: 1.4 MHz

Channel Bandwidth: 1.4 MHz						
Modulation	Channel	RB Configuration		Peak-to-Average Ratio (dB)	Limit (dB)	Verdict
		Size	Offset			
QPSK	LCH	1	0	5.64	<13	PASS
		1	3	5.64	<13	PASS
		1	5	5.77	<13	PASS
		3	0	5.88	<13	PASS
		3	2	5.84	<13	PASS
		3	3	5.87	<13	PASS
		6	0	5.98	<13	PASS
	MCH	1	0	5.9	<13	PASS
		1	3	5.62	<13	PASS
		1	5	5.84	<13	PASS
		3	0	5.92	<13	PASS
		3	2	5.81	<13	PASS
		3	3	5.76	<13	PASS
		6	0	6.17	<13	PASS
	HCH	1	0	5.09	<13	PASS
		1	3	4.94	<13	PASS
		1	5	5	<13	PASS
		3	0	5.12	<13	PASS
		3	2	5.06	<13	PASS
		3	3	5.13	<13	PASS
		6	0	5.61	<13	PASS
16QAM	LCH	1	0	6.73	<13	PASS
		1	3	6.67	<13	PASS
		1	5	6.75	<13	PASS
		3	0	6.62	<13	PASS
		3	2	6.64	<13	PASS
		3	3	6.48	<13	PASS
		6	0	7.01	<13	PASS
	MCH	1	0	6.75	<13	PASS
		1	3	6.6	<13	PASS
		1	5	6.58	<13	PASS
		3	0	6.97	<13	PASS

		3	2	6.57	<13	PASS
		3	3	6.83	<13	PASS
		6	0	7.22	<13	PASS
	HCH	1	0	6.14	<13	PASS
		1	3	5.91	<13	PASS
		1	5	5.88	<13	PASS
		3	0	6.1	<13	PASS
		3	2	6.12	<13	PASS
		3	3	6.02	<13	PASS
		6	0	6.56	<13	PASS

### Channel Bandwidth: 3 MHz

Channel Bandwidth: 3 MHz						
Modulation	Channel	RB Configuration		Peak-to-Average Ratio [dB]	Limit [dB]	Verdict
		Size	Offset			
QPSK	LCH	1	0	5.67	<13	PASS
		1	7	5.81	<13	PASS
		1	14	5.96	<13	PASS
		8	0	6.09	<13	PASS
		8	4	6.22	<13	PASS
		8	7	6.39	<13	PASS
		15	0	6.17	<13	PASS
	MCH	1	0	5.67	<13	PASS
		1	7	5.57	<13	PASS
		1	14	5.39	<13	PASS
		8	0	6.39	<13	PASS
		8	4	6.31	<13	PASS
		8	7	6.19	<13	PASS
		15	0	6.21	<13	PASS
	HCH	1	0	5.19	<13	PASS
		1	7	5.04	<13	PASS
		1	14	4.95	<13	PASS
		8	0	5.77	<13	PASS
		8	4	5.78	<13	PASS
		8	7	5.72	<13	PASS
		15	0	5.76	<13	PASS
16QAM	LCH	1	0	6.62	<13	PASS
		1	7	6.51	<13	PASS
		1	14	6.68	<13	PASS
		8	0	6.8	<13	PASS
		8	4	6.92	<13	PASS



		8	7	6.93	<13	PASS
		15	0	7.09	<13	PASS
	MCH	1	0	6.54	<13	PASS
		1	7	6.45	<13	PASS
		1	14	6.42	<13	PASS
		8	0	6.88	<13	PASS
		8	4	7	<13	PASS
		8	7	6.74	<13	PASS
		15	0	7.09	<13	PASS
		HCH	1	0	6.18	<13
	1		7	5.98	<13	PASS
	1		14	5.96	<13	PASS
	8		0	6.67	<13	PASS
	8		4	6.7	<13	PASS
	8		7	6.7	<13	PASS
	15		0	6.57	<13	PASS

**Channel Bandwidth: 5 MHz**

Channel Bandwidth: 5 MHz						
Modulation	Channel	RB Configuration		Peak-to-Average Ratio [dB]	Limit [dB]	Verdict
		Size	Offset			
QPSK	LCH	1	0	5.94	<13	PASS
		1	12	5.86	<13	PASS
		1	24	6.22	<13	PASS
		12	0	6.25	<13	PASS
		12	6	6.24	<13	PASS
		12	13	6.27	<13	PASS
		25	0	6.27	<13	PASS
	MCH	1	0	6.07	<13	PASS
		1	12	5.74	<13	PASS
		1	24	5.65	<13	PASS
		12	0	6.14	<13	PASS
		12	6	6.04	<13	PASS
		12	13	5.96	<13	PASS
		25	0	6.16	<13	PASS
	HCH	1	0	5.43	<13	PASS
		1	12	5.2	<13	PASS
		1	24	5.13	<13	PASS
		12	0	5.73	<13	PASS
		12	6	5.75	<13	PASS
		12	13	5.78	<13	PASS

		25	0	5.81	<13	PASS
16QAM	LCH	1	0	6.6	<13	PASS
		1	12	6.61	<13	PASS
		1	24	6.97	<13	PASS
		12	0	6.99	<13	PASS
		12	6	7.07	<13	PASS
		12	13	7.23	<13	PASS
		25	0	6.85	<13	PASS
	MCH	1	0	6.98	<13	PASS
		1	12	6.59	<13	PASS
		1	24	6.61	<13	PASS
		12	0	7	<13	PASS
		12	6	6.92	<13	PASS
		12	13	6.8	<13	PASS
		25	0	6.96	<13	PASS
	HCH	1	0	6.28	<13	PASS
		1	12	6.11	<13	PASS
		1	24	5.99	<13	PASS
		12	0	6.62	<13	PASS
		12	6	6.53	<13	PASS
		12	13	6.67	<13	PASS
		25	0	6.58	<13	PASS

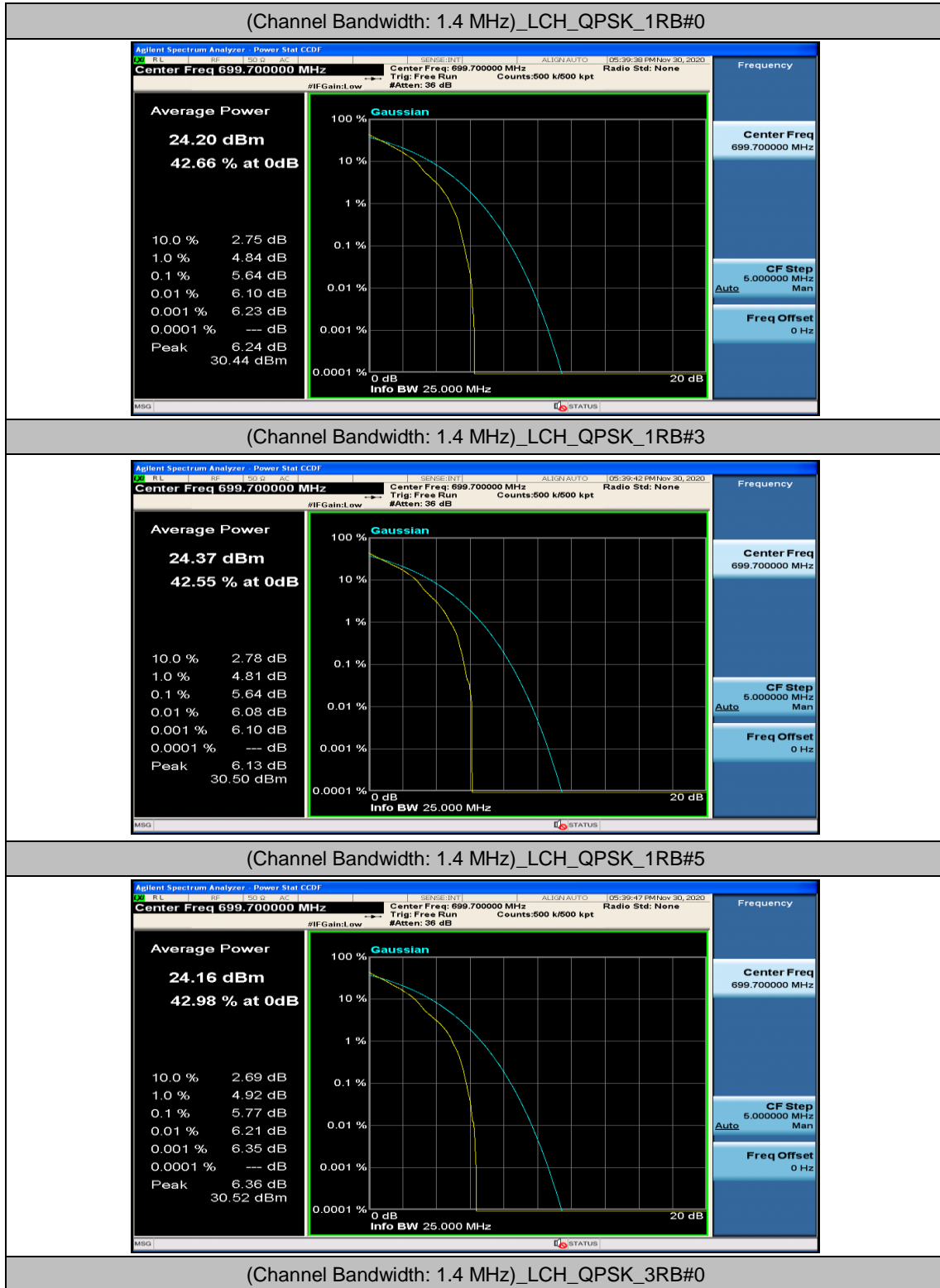
**Channel Bandwidth: 10 MHz**

Channel Bandwidth: 10 MHz						
Modulation	Channel	RB Configuration		Peak-to-Average Ratio [dB]	Limit [dB]	Verdict
		Size	Offset			
QPSK	LCH	1	0	5.8	<13	PASS
		1	24	5.82	<13	PASS
		1	49	5.83	<13	PASS
		25	0	6.2	<13	PASS
		25	12	6.22	<13	PASS
		25	25	6.29	<13	PASS
		50	0	6.19	<13	PASS
	MCH	1	0	5.69	<13	PASS
		1	24	5.6	<13	PASS
		1	49	5.23	<13	PASS
		25	0	6.34	<13	PASS
		25	12	6.21	<13	PASS
		25	25	6	<13	PASS
		50	0	6.1	<13	PASS

	HCH	1	0	5.78	<13	PASS
		1	24	5.35	<13	PASS
		1	49	5.1	<13	PASS
		25	0	6.03	<13	PASS
		25	12	5.87	<13	PASS
		25	25	5.74	<13	PASS
		50	0	5.94	<13	PASS
16QAM	LCH	1	0	6.41	<13	PASS
		1	24	6.78	<13	PASS
		1	49	6.77	<13	PASS
		25	0	7.05	<13	PASS
		25	12	7.06	<13	PASS
		25	25	7.06	<13	PASS
		50	0	6.89	<13	PASS
	MCH	1	0	6.74	<13	PASS
		1	24	6.55	<13	PASS
		1	49	6.03	<13	PASS
		25	0	7.15	<13	PASS
		25	12	7.05	<13	PASS
		25	25	6.81	<13	PASS
		50	0	6.83	<13	PASS
	HCH	1	0	6.72	<13	PASS
		1	24	6.33	<13	PASS
		1	49	6.03	<13	PASS
		25	0	7.01	<13	PASS
		25	12	6.75	<13	PASS
		25	25	6.72	<13	PASS
		50	0	6.74	<13	PASS

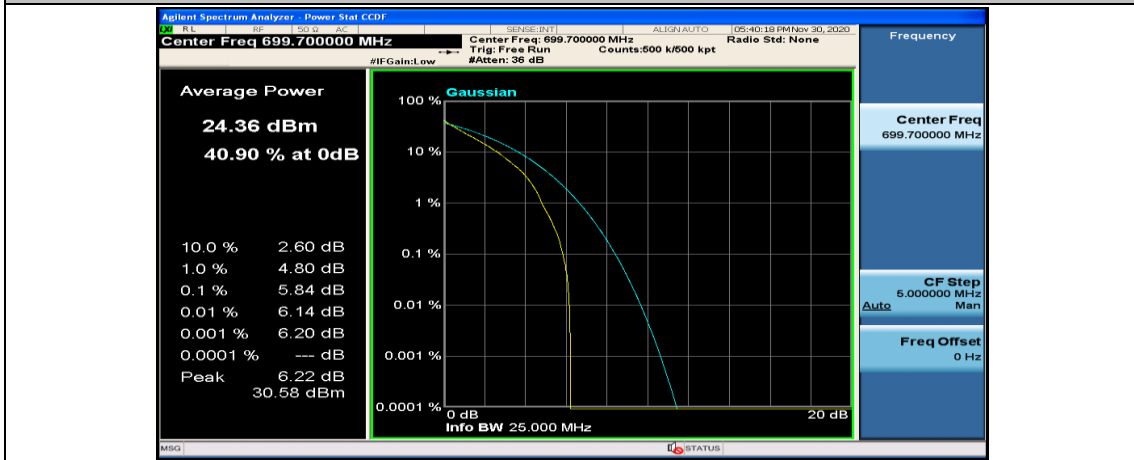
## Test Graphs

### Channel Bandwidth: 1.4 MHz

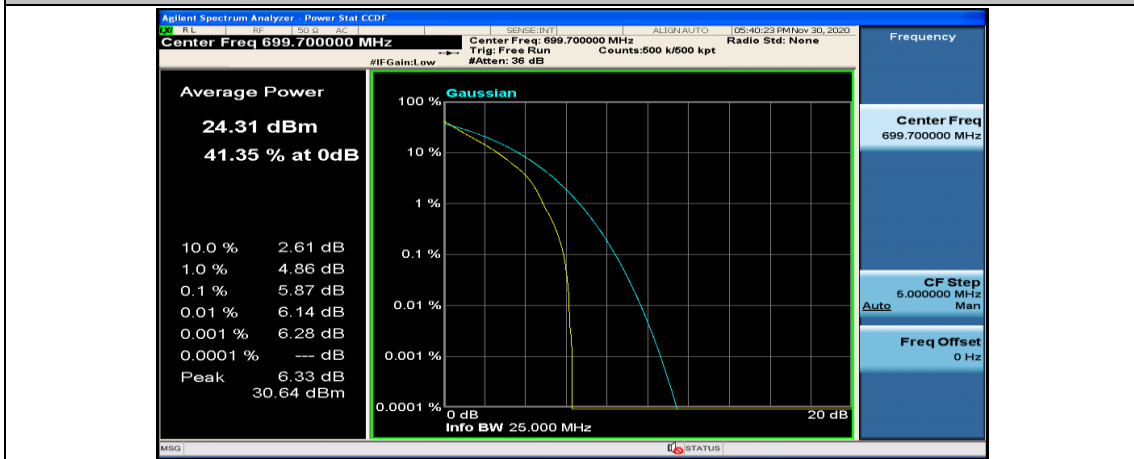




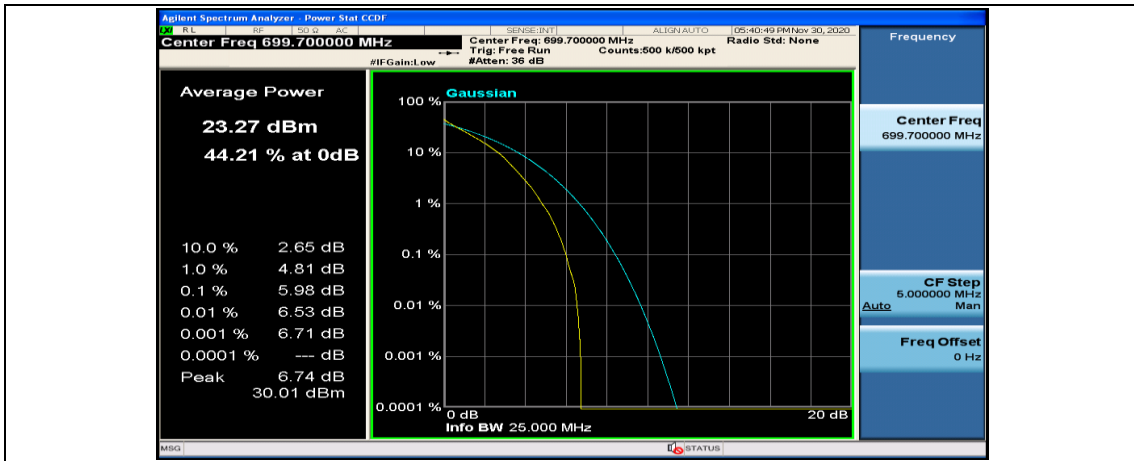
(Channel Bandwidth: 1.4 MHz)\_LCH\_QPSK\_3RB#2



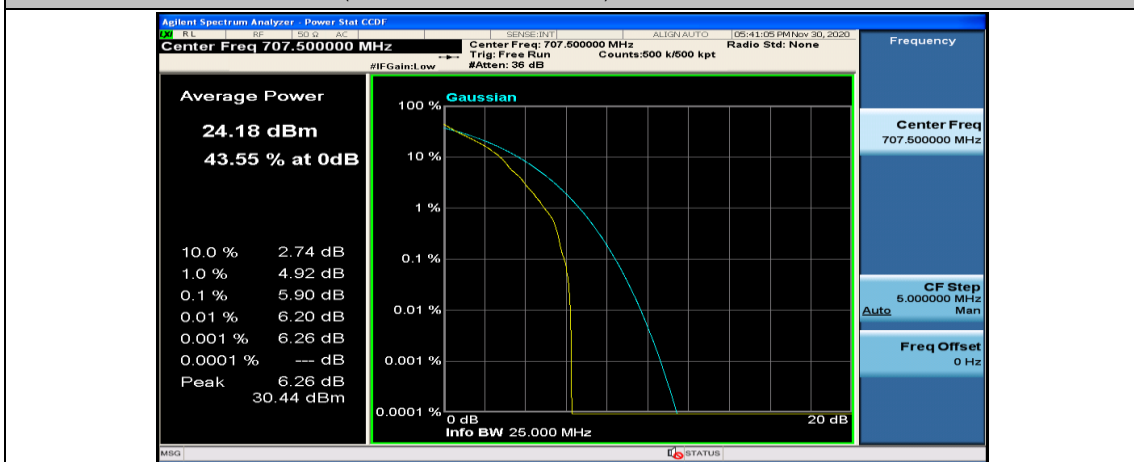
(Channel Bandwidth: 1.4 MHz)\_LCH\_QPSK\_3RB#3



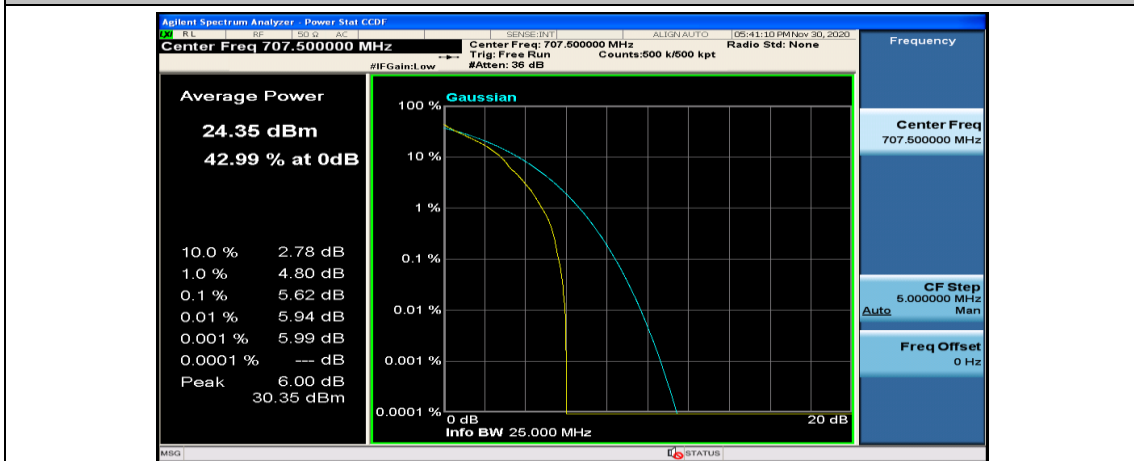
(Channel Bandwidth: 1.4 MHz)\_LCH\_QPSK\_6RB#0



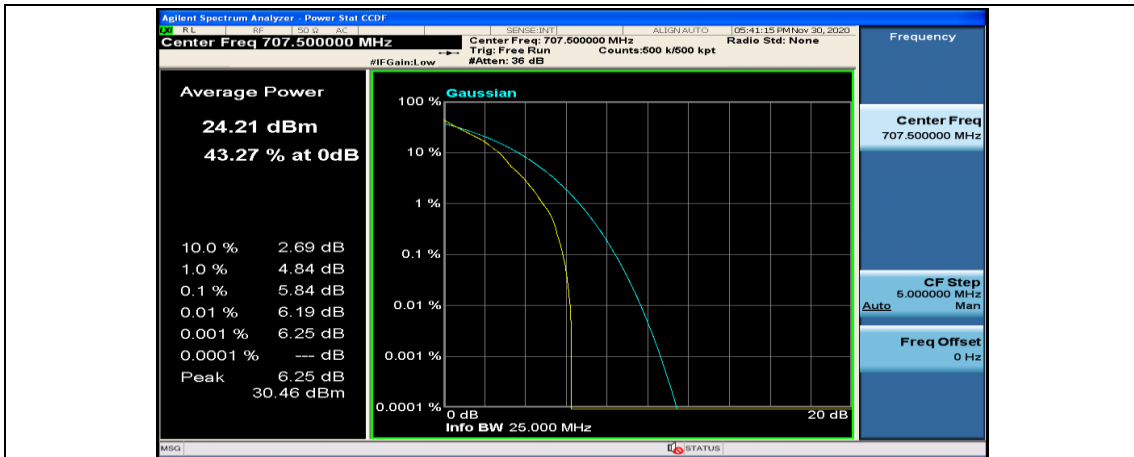
(Channel Bandwidth: 1.4 MHz)\_MCH\_QPSK\_1RB#0



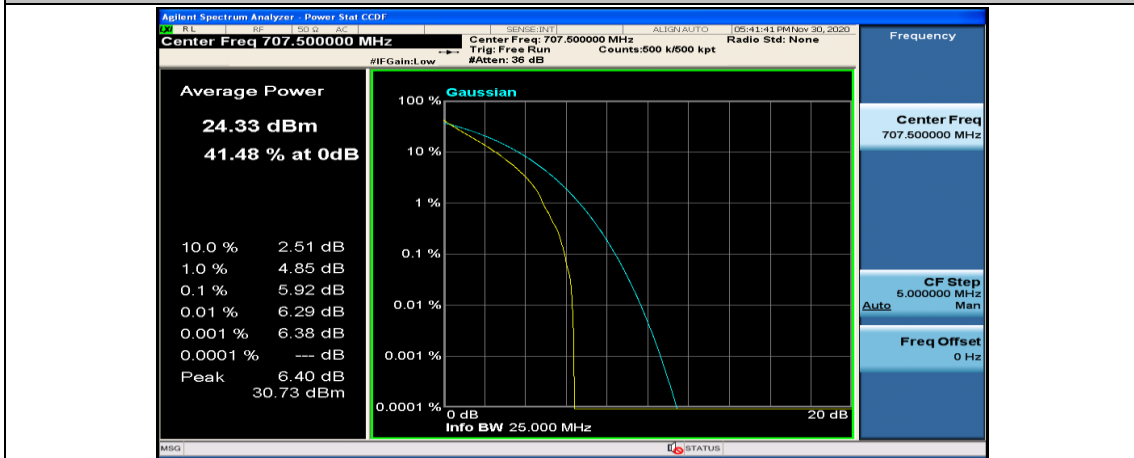
(Channel Bandwidth: 1.4 MHz)\_MCH\_QPSK\_1RB#3



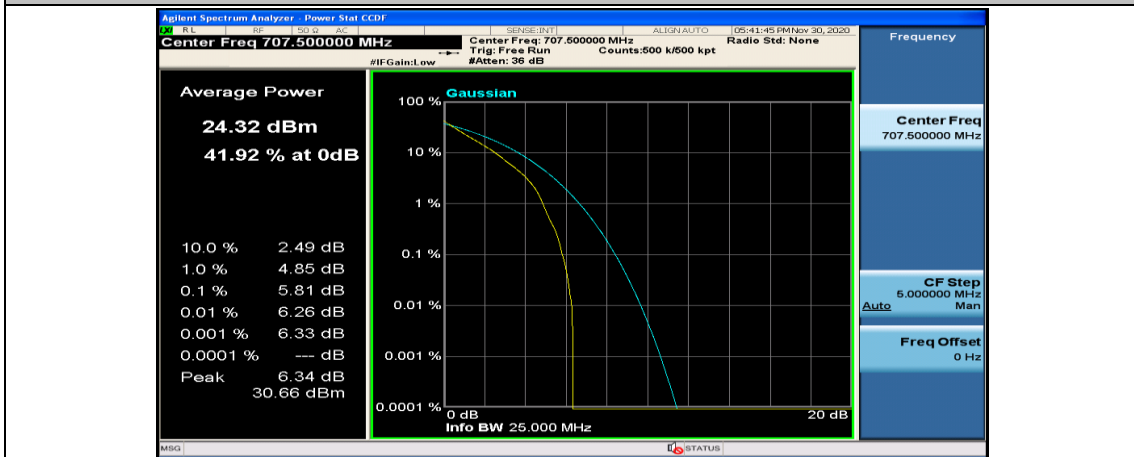
(Channel Bandwidth: 1.4 MHz)\_MCH\_QPSK\_1RB#5



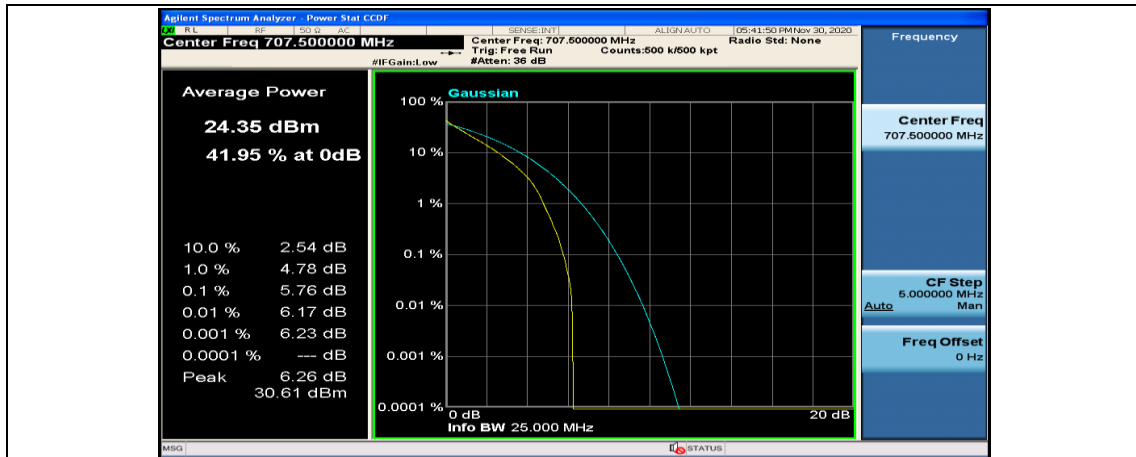
(Channel Bandwidth: 1.4 MHz)\_MCH\_QPSK\_3RB#0



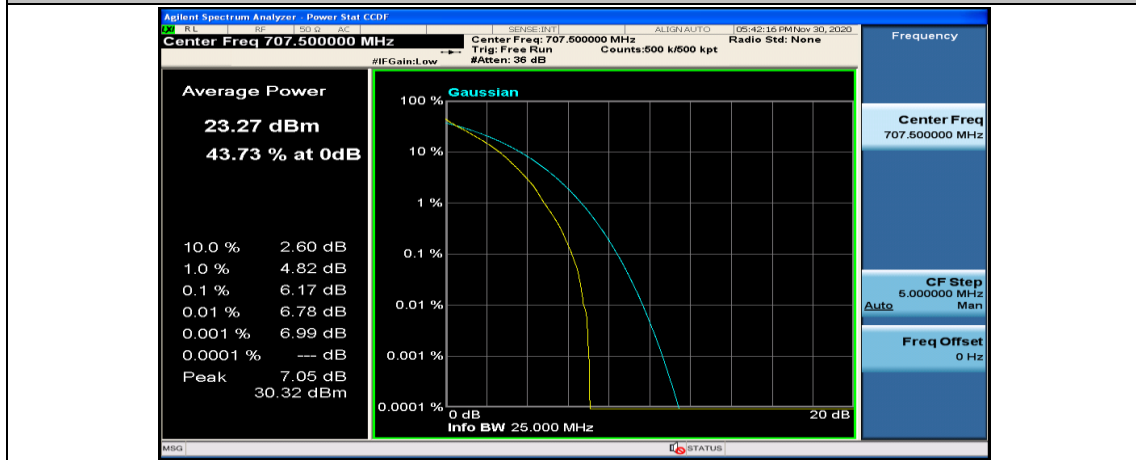
(Channel Bandwidth: 1.4 MHz)\_MCH\_QPSK\_3RB#2



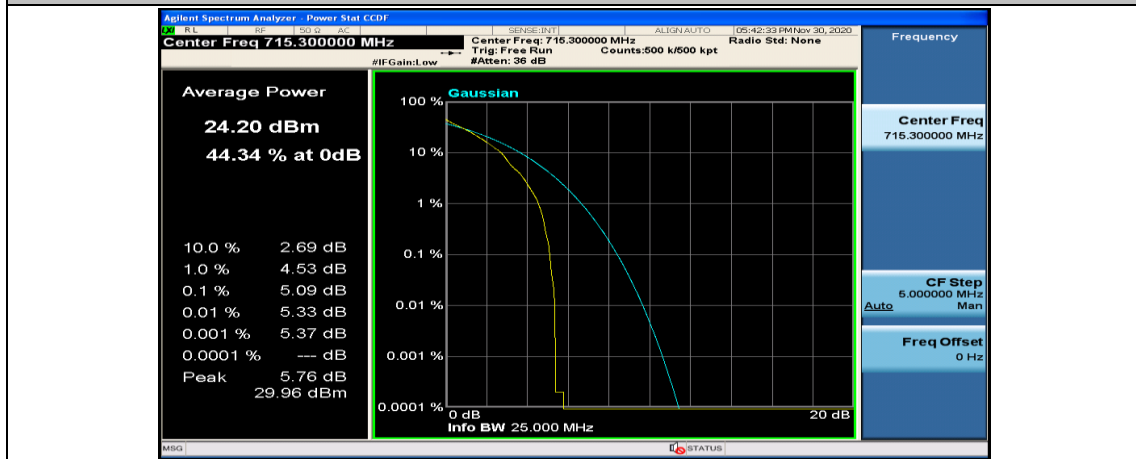
(Channel Bandwidth: 1.4 MHz)\_MCH\_QPSK\_3RB#3



(Channel Bandwidth: 1.4 MHz)\_MCH\_QPSK\_6RB#0

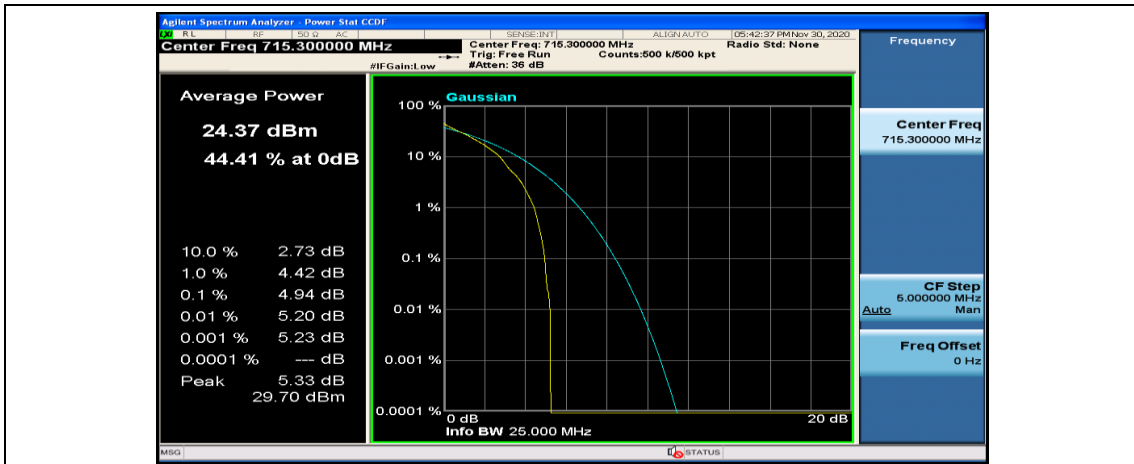


(Channel Bandwidth: 1.4 MHz)\_HCH\_QPSK\_1RB#0

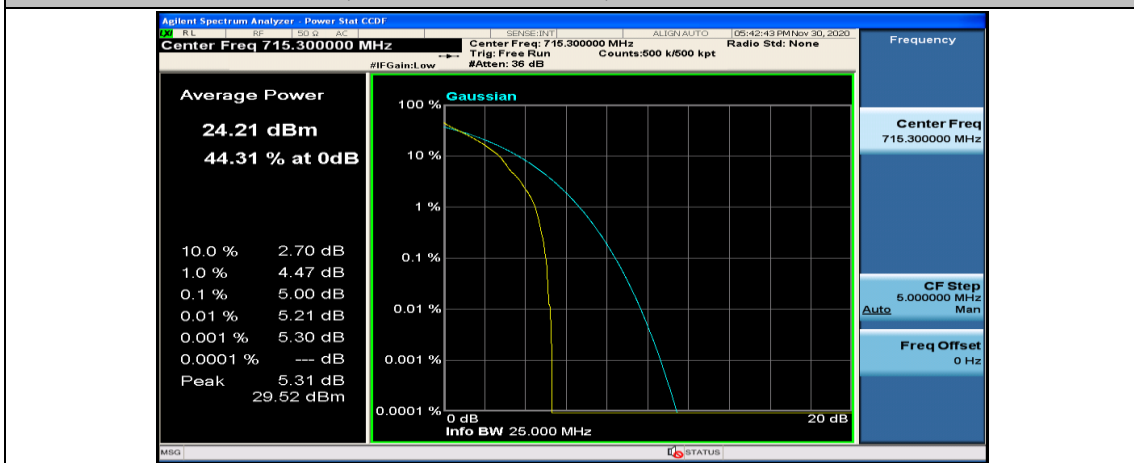


(Channel Bandwidth: 1.4 MHz)\_HCH\_QPSK\_1RB#3

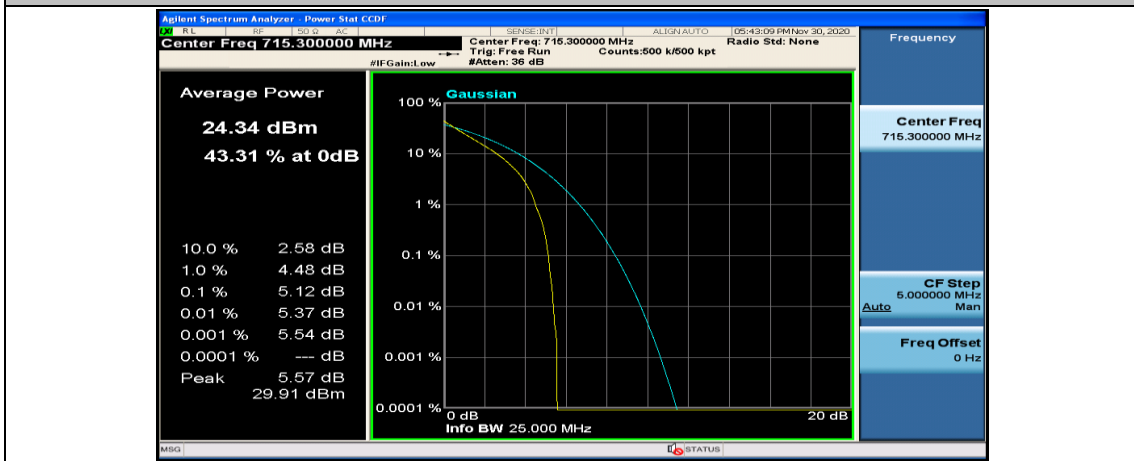




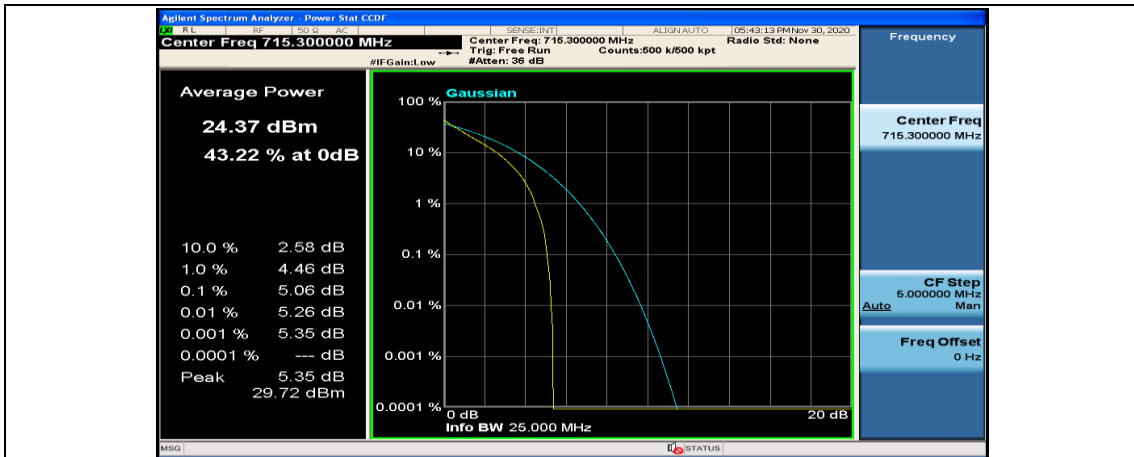
(Channel Bandwidth: 1.4 MHz)\_HCH\_QPSK\_1RB#5



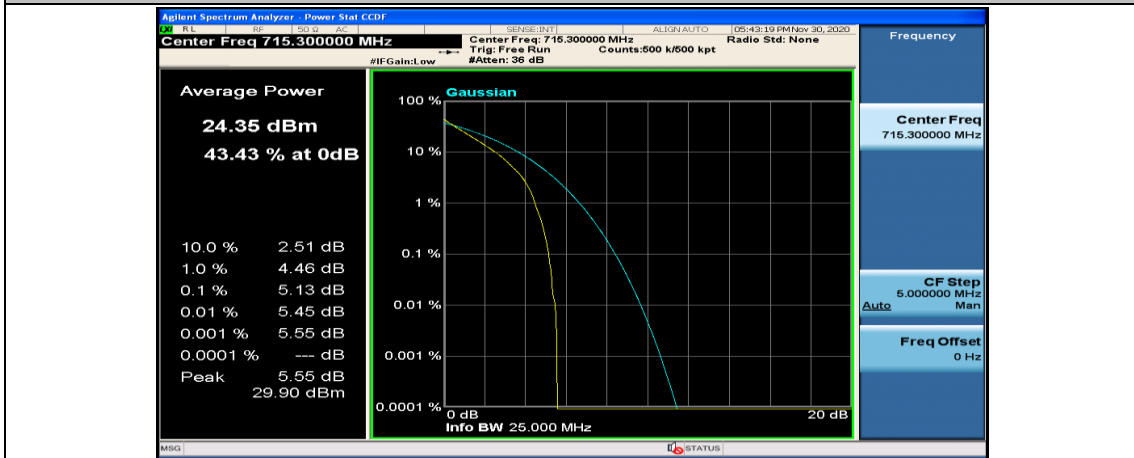
(Channel Bandwidth: 1.4 MHz)\_HCH\_QPSK\_3RB#0



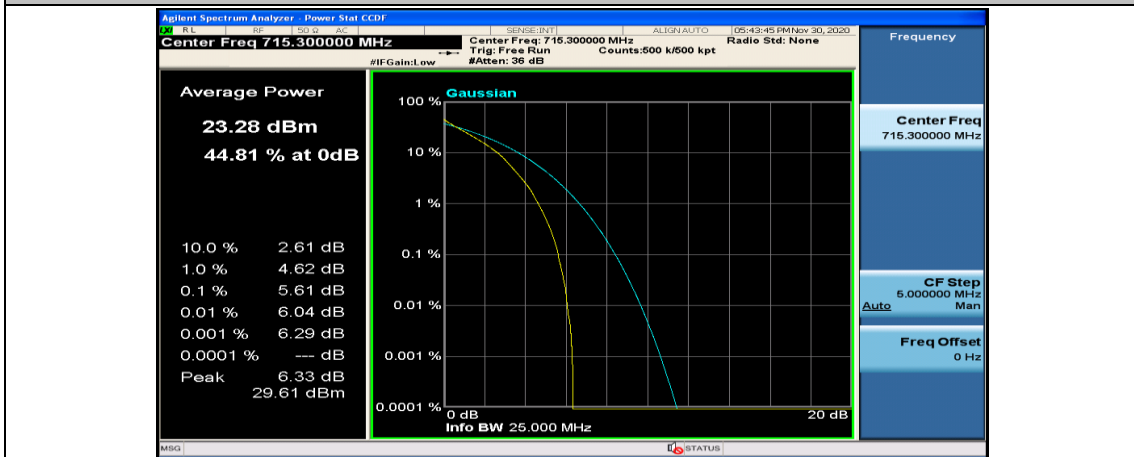
(Channel Bandwidth: 1.4 MHz)\_HCH\_QPSK\_3RB#2

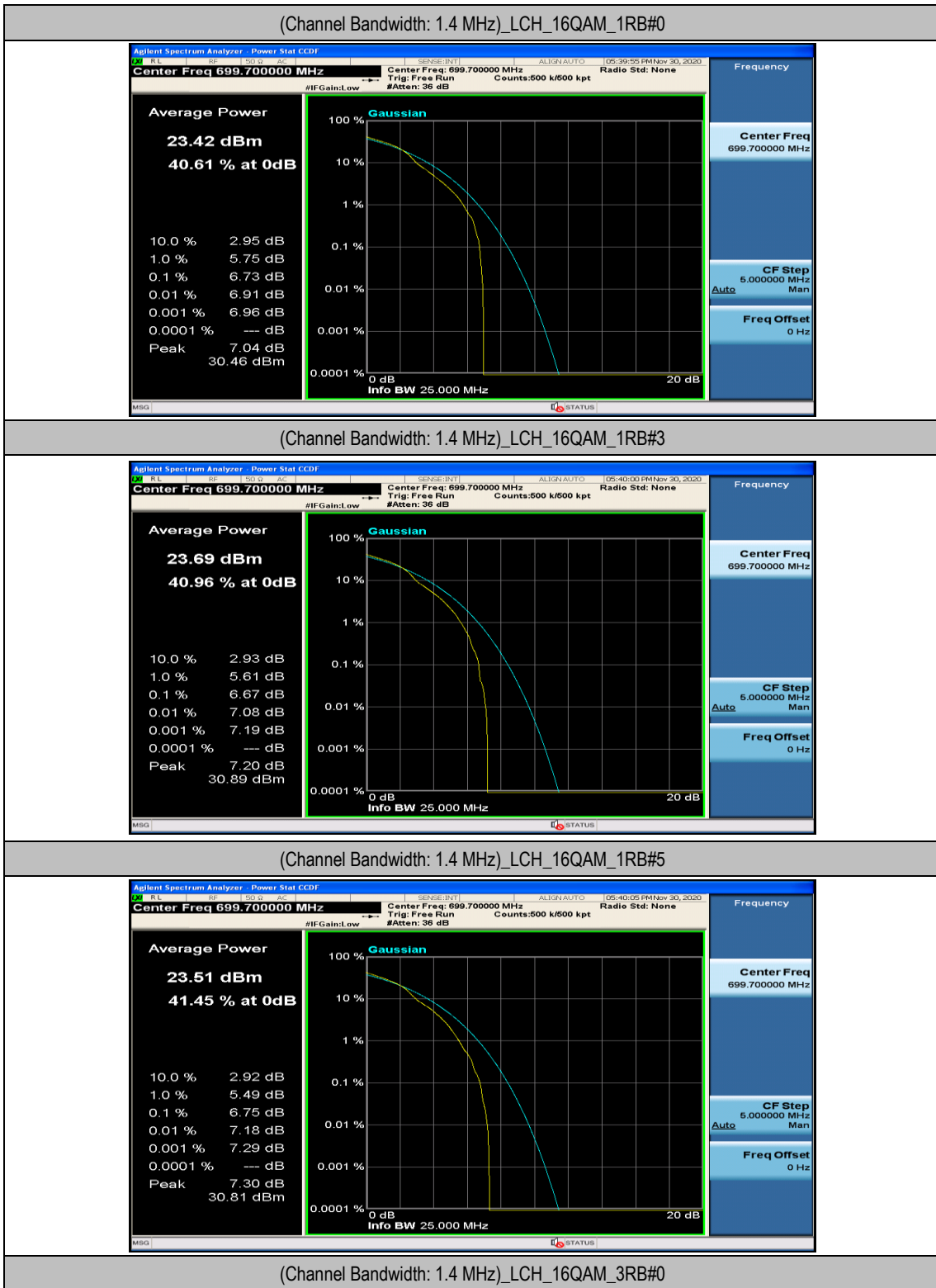


(Channel Bandwidth: 1.4 MHz)\_HCH\_QPSK\_3RB#3



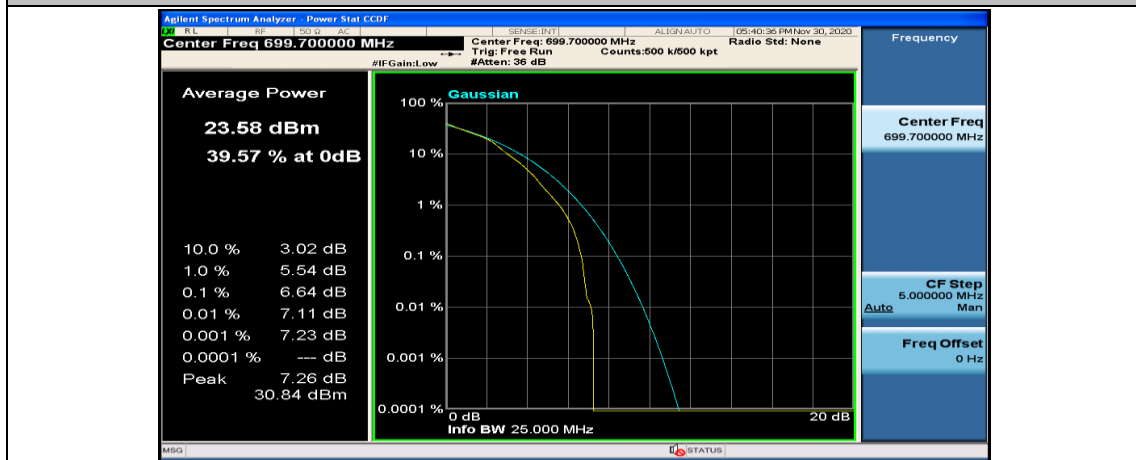
(Channel Bandwidth: 1.4 MHz)\_HCH\_QPSK\_6RB#0



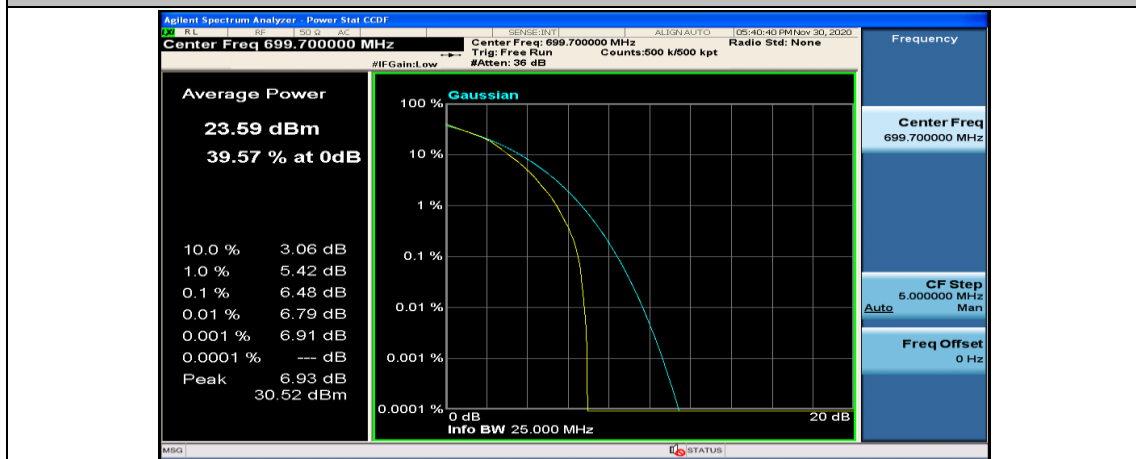




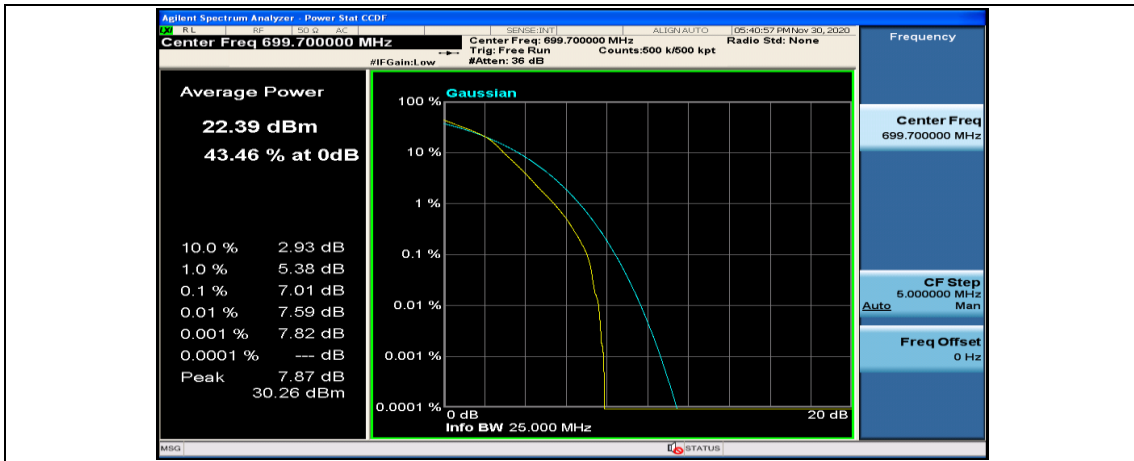
(Channel Bandwidth: 1.4 MHz)\_LCH\_16QAM\_3RB#2



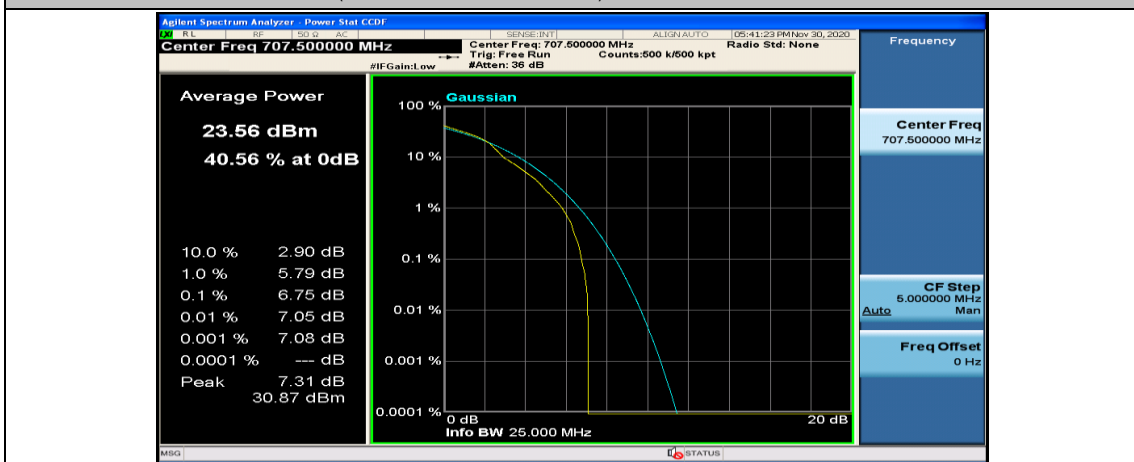
(Channel Bandwidth: 1.4 MHz)\_LCH\_16QAM\_3RB#3



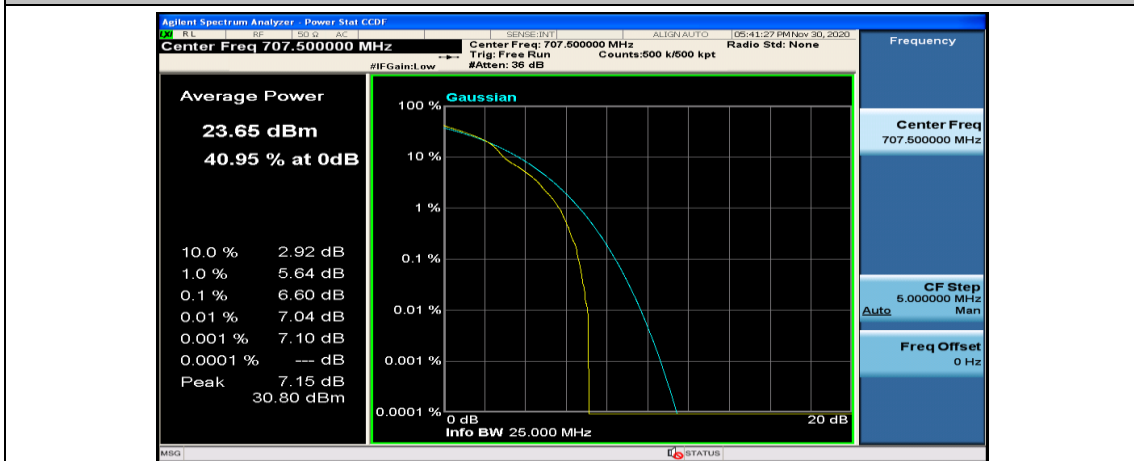
(Channel Bandwidth: 1.4 MHz)\_LCH\_16QAM\_6RB#0



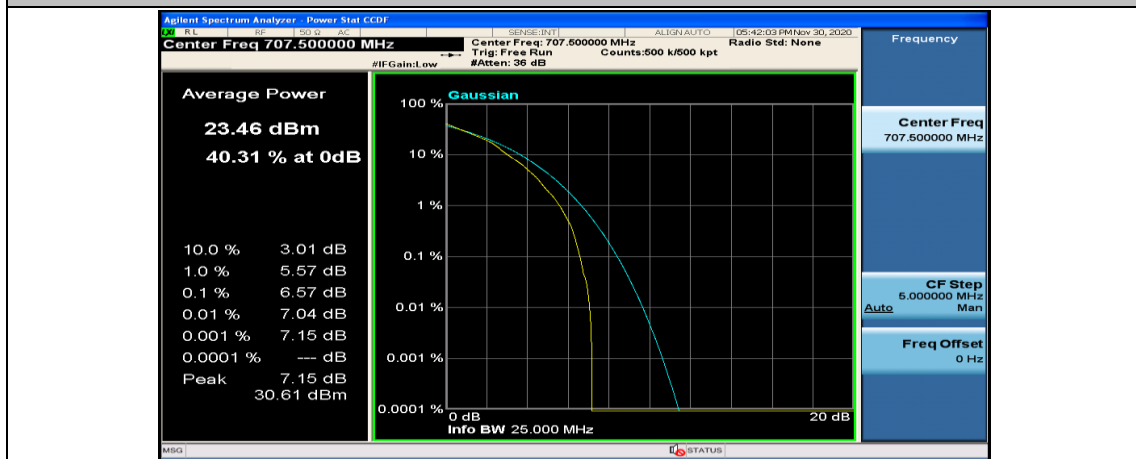
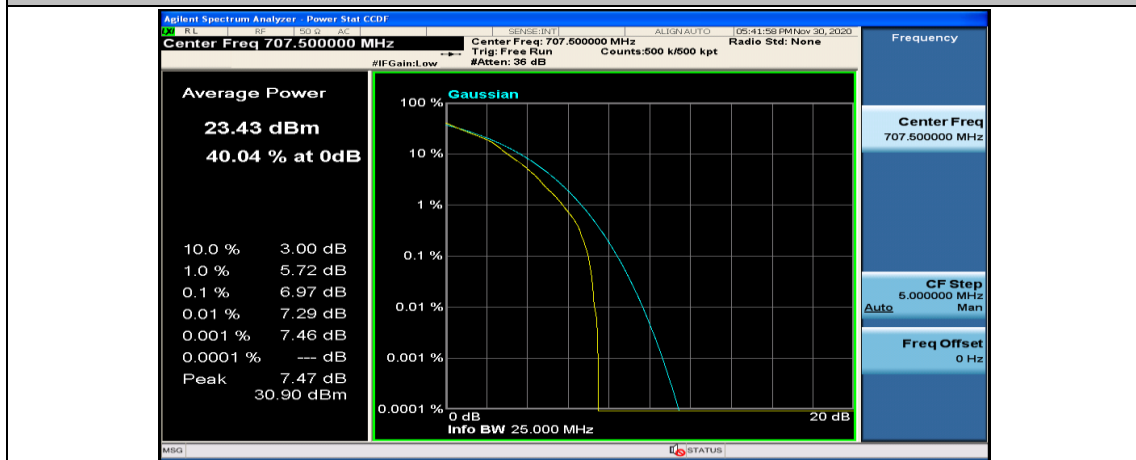
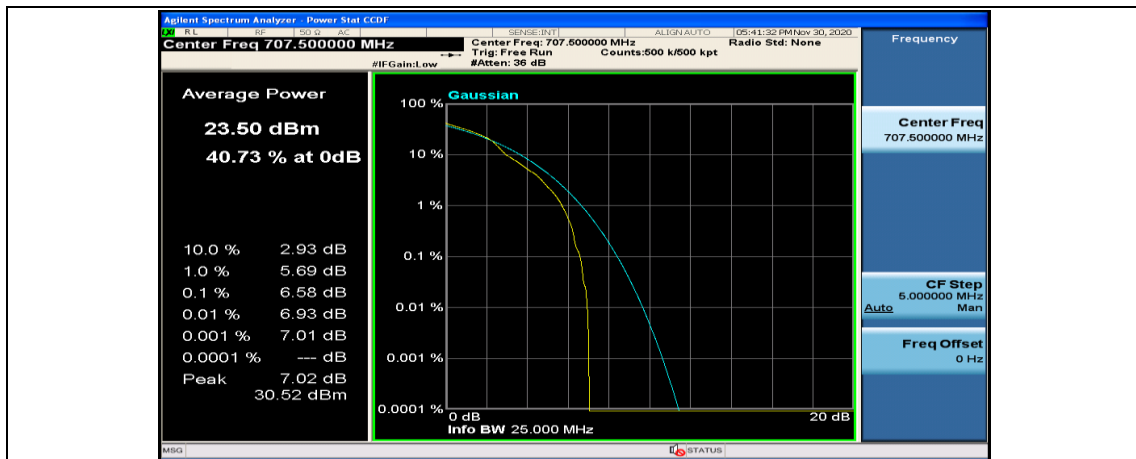
(Channel Bandwidth: 1.4 MHz)\_MCH\_16QAM\_1RB#0

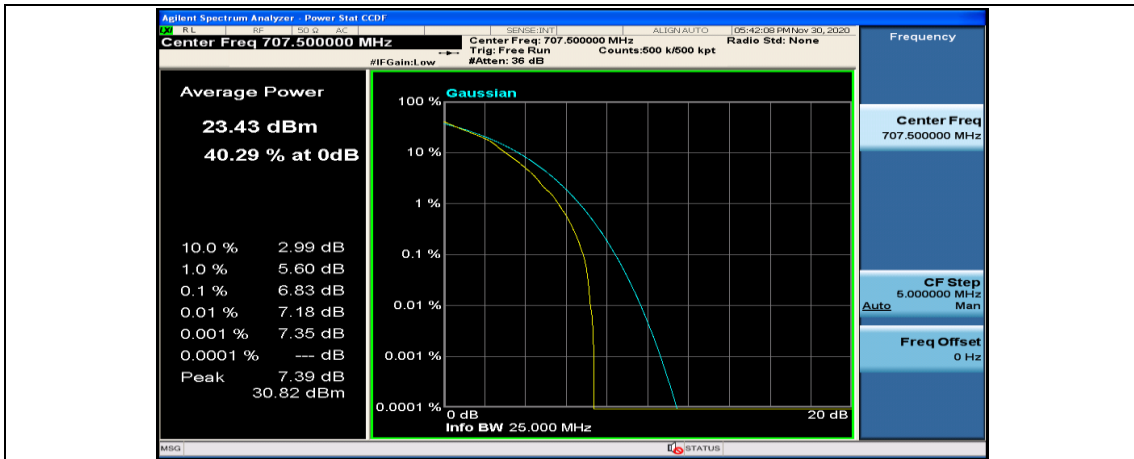


(Channel Bandwidth: 1.4 MHz)\_MCH\_16QAM\_1RB#3

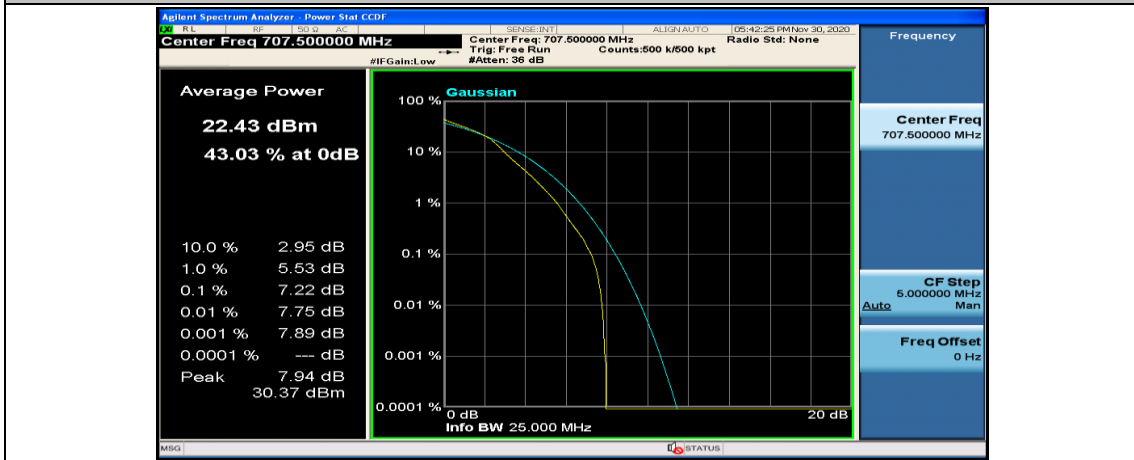


(Channel Bandwidth: 1.4 MHz)\_MCH\_16QAM\_1RB#5

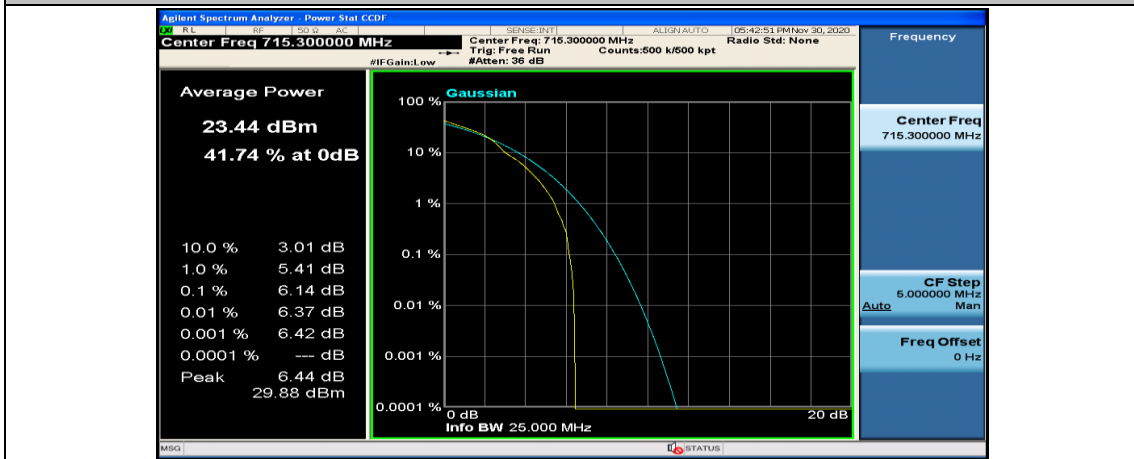




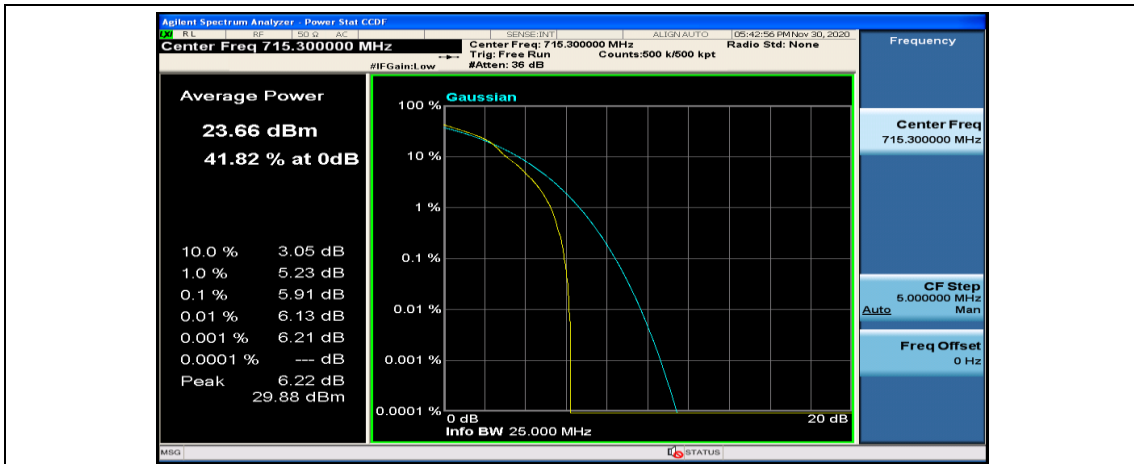
(Channel Bandwidth: 1.4 MHz)\_MCH\_16QAM\_6RB#0



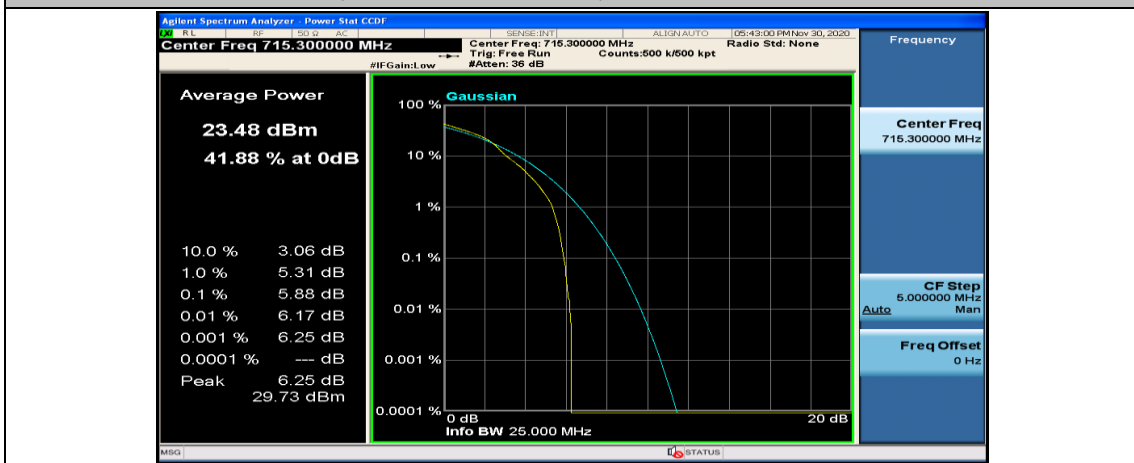
(Channel Bandwidth: 1.4 MHz)\_HCH\_16QAM\_1RB#0



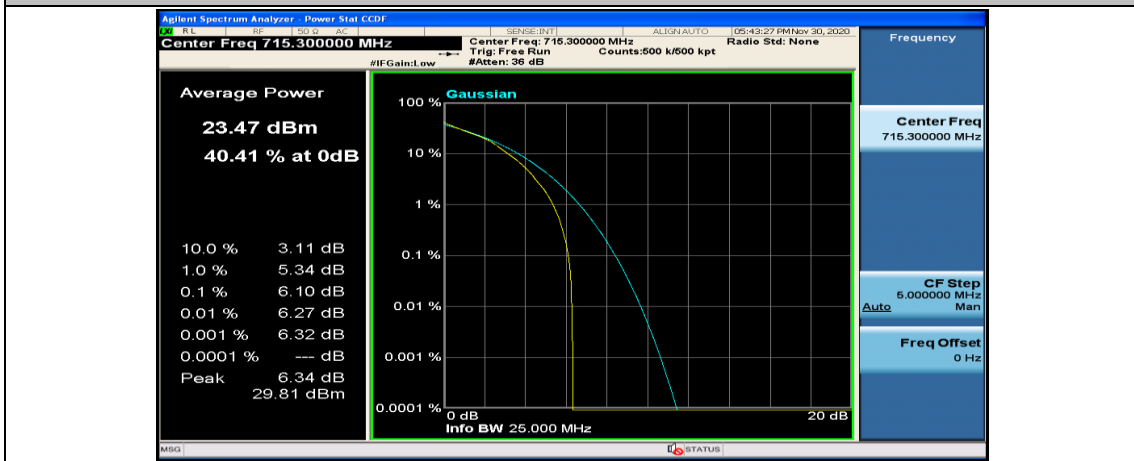
(Channel Bandwidth: 1.4 MHz)\_HCH\_16QAM\_1RB#3



(Channel Bandwidth: 1.4 MHz)\_HCH\_16QAM\_1RB#5

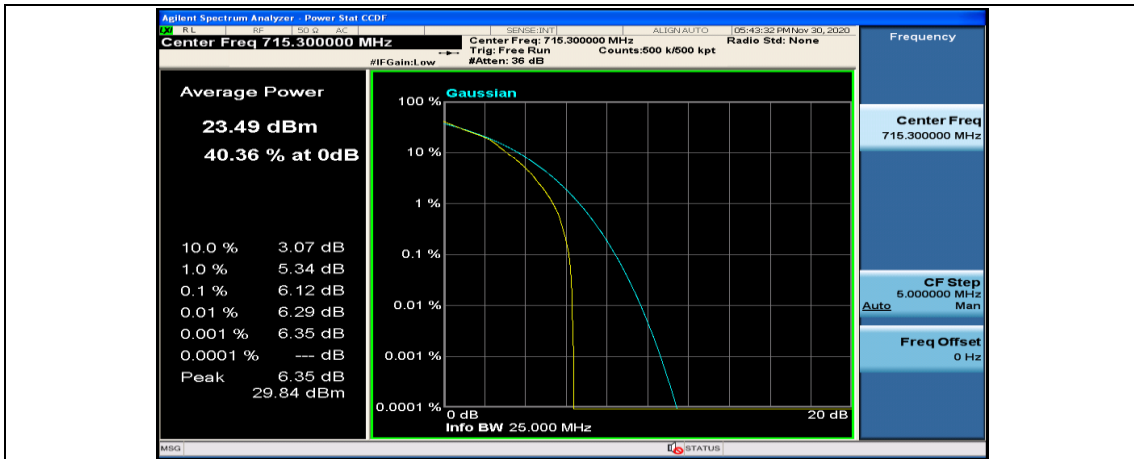


(Channel Bandwidth: 1.4 MHz)\_HCH\_16QAM\_3RB#0

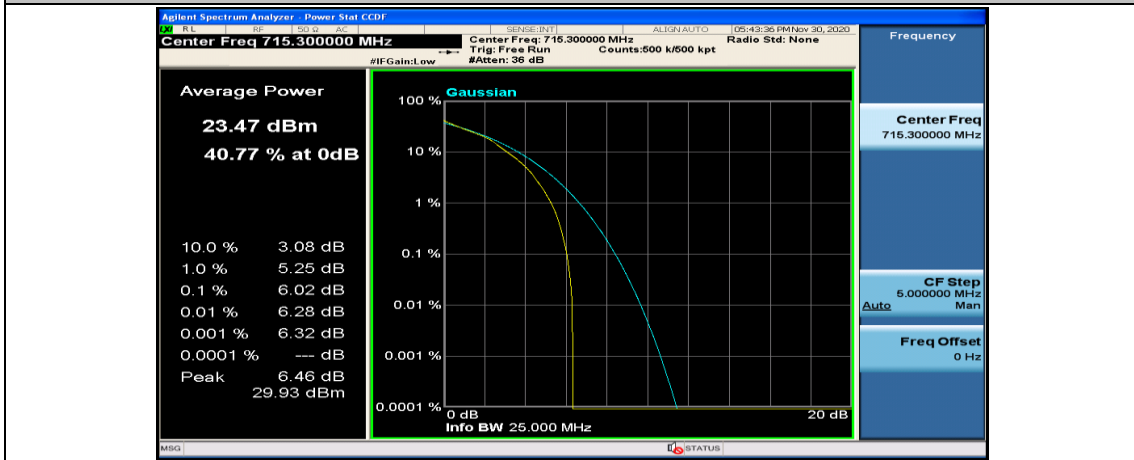


(Channel Bandwidth: 1.4 MHz)\_HCH\_16QAM\_3RB#2

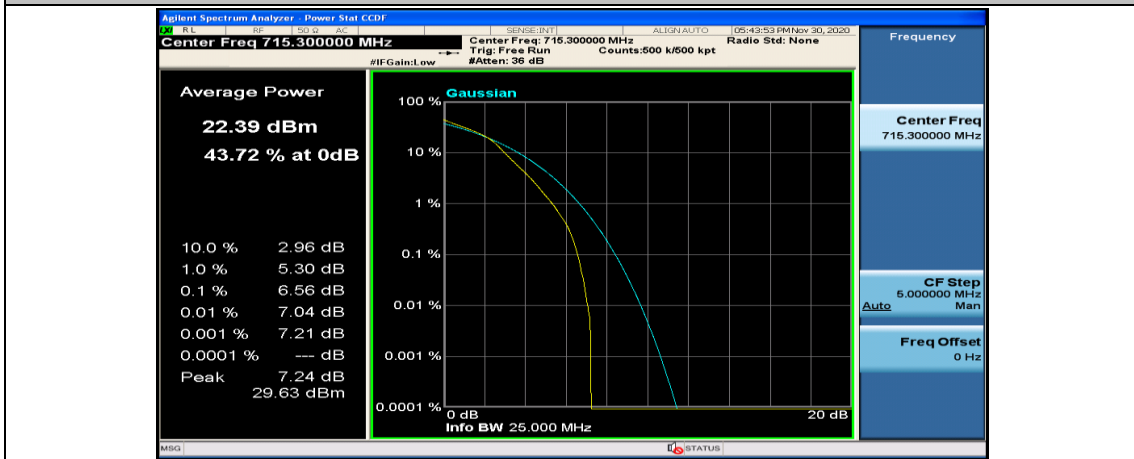




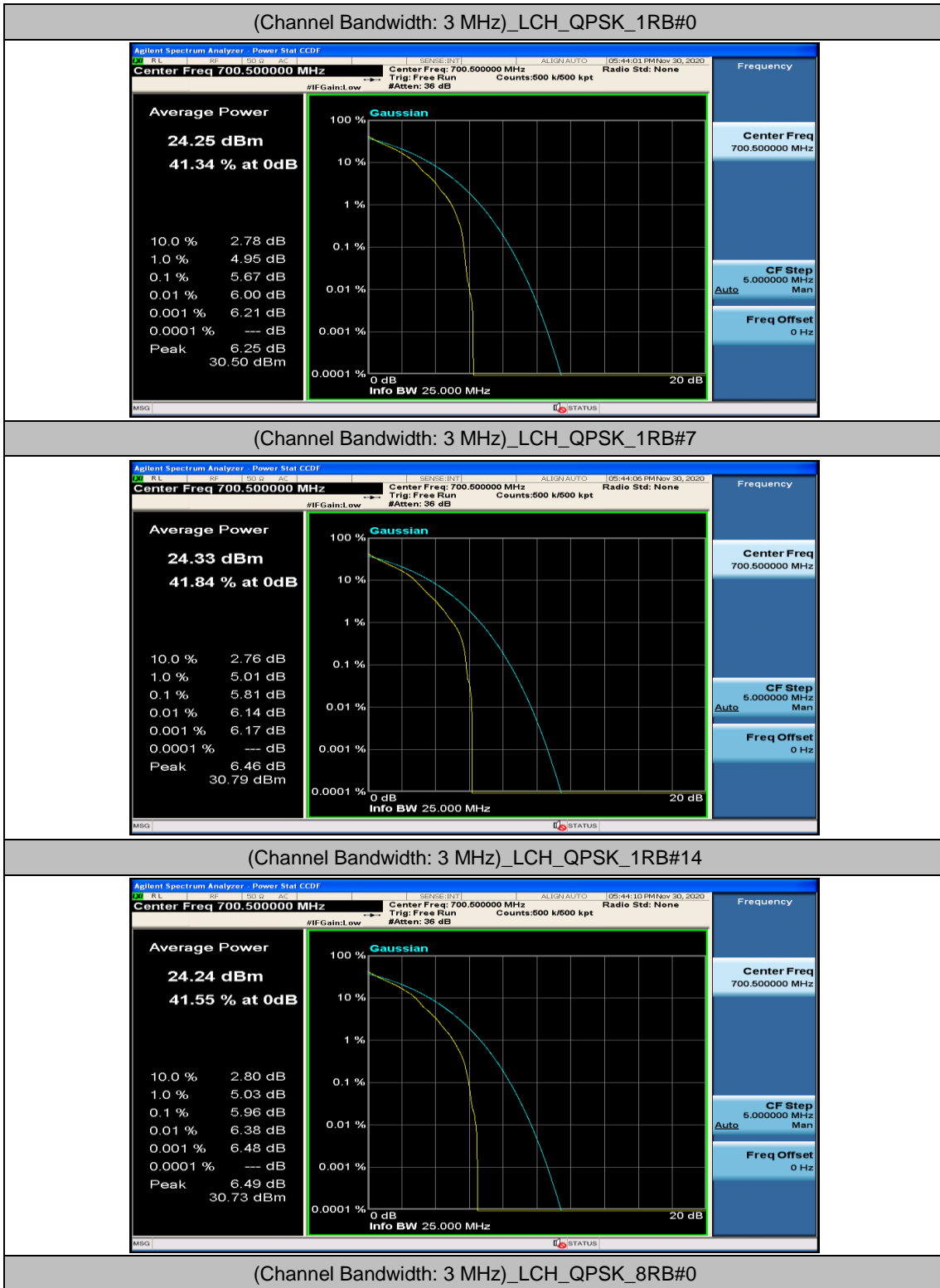
(Channel Bandwidth: 1.4 MHz)\_HCH\_16QAM\_3RB#3

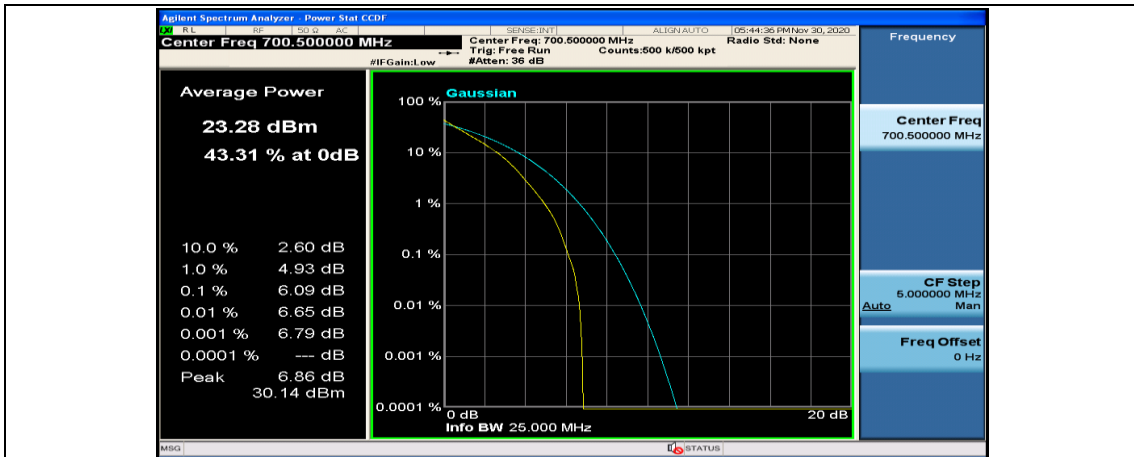


(Channel Bandwidth: 1.4 MHz)\_HCH\_16QAM\_6RB#0

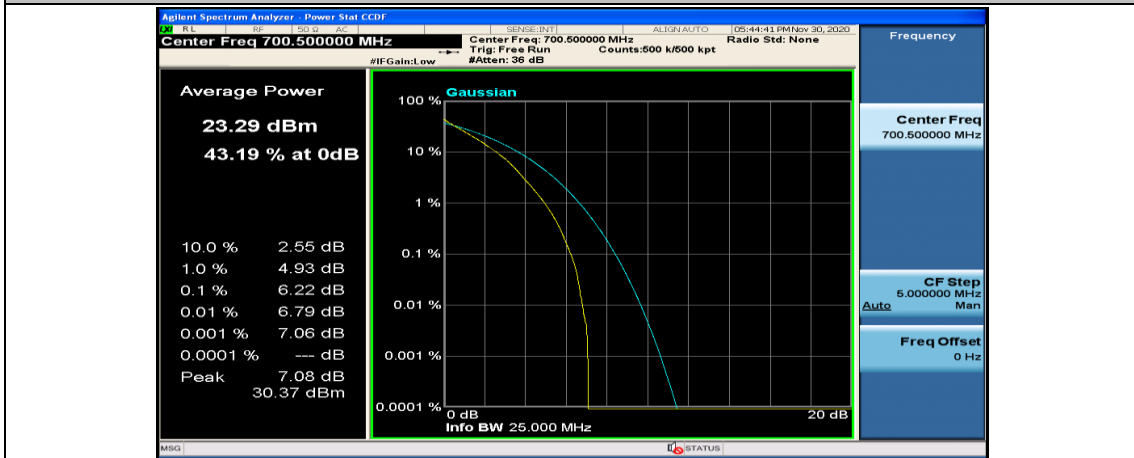


### Channel Bandwidth: 3 MHz

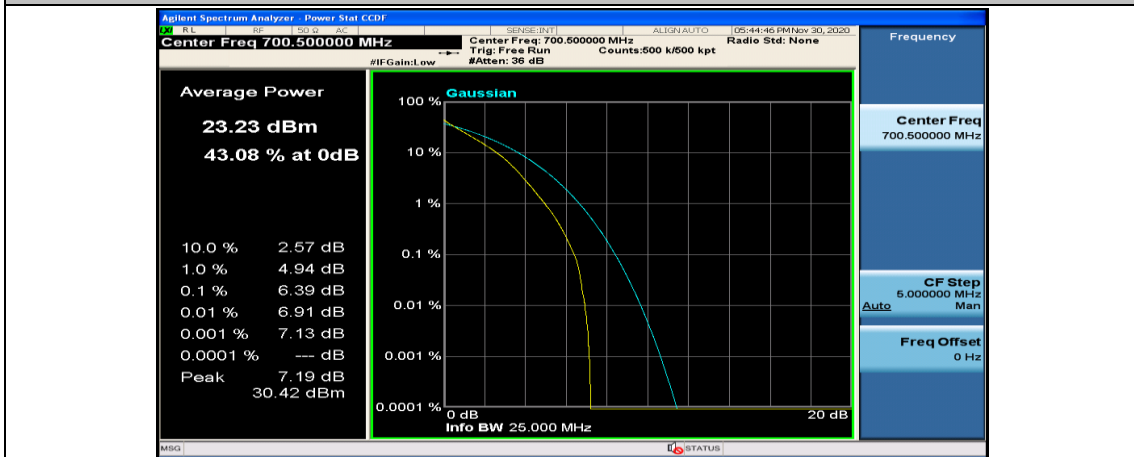




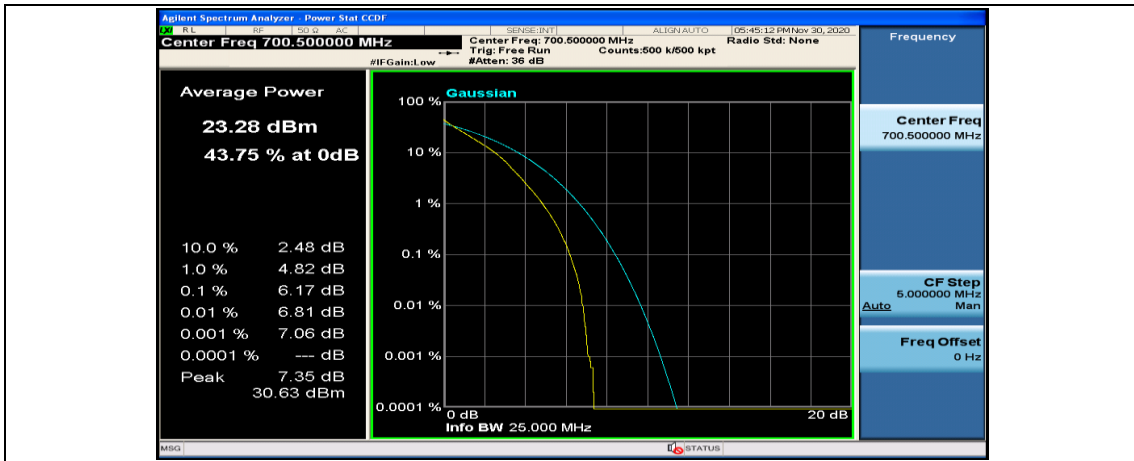
(Channel Bandwidth: 3 MHz)\_LCH\_QPSK\_8RB#4



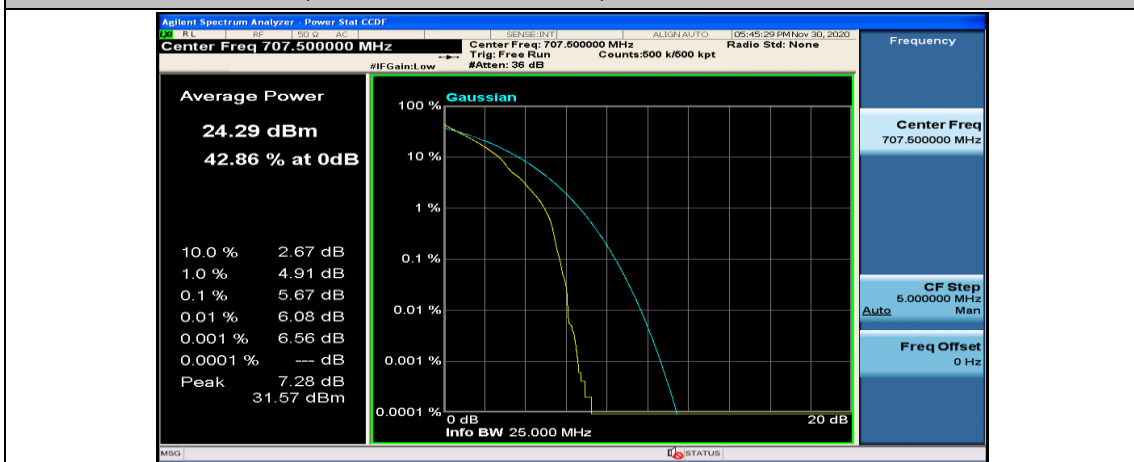
(Channel Bandwidth: 3 MHz)\_LCH\_QPSK\_8RB#7



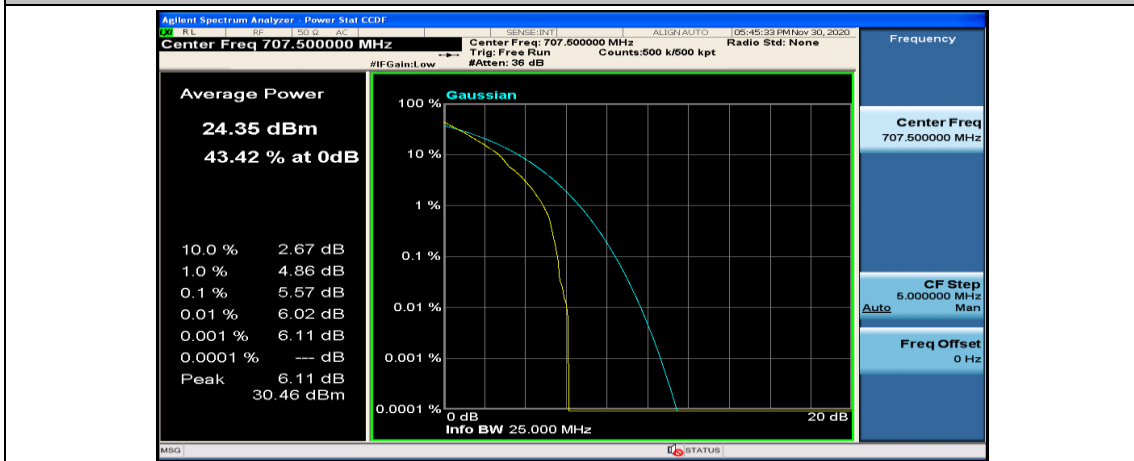
(Channel Bandwidth: 3 MHz)\_LCH\_QPSK\_15RB#0



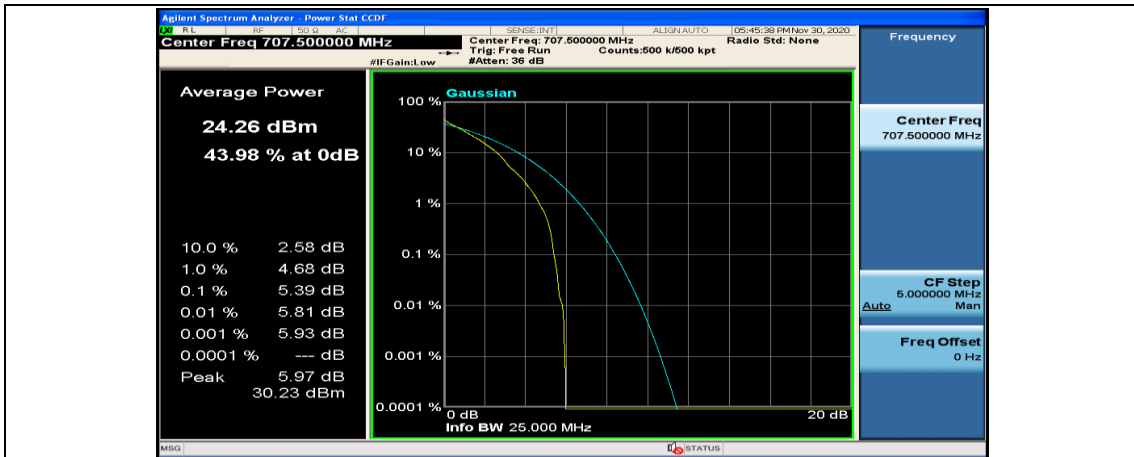
(Channel Bandwidth: 3 MHz)\_MCH\_QPSK\_1RB#0



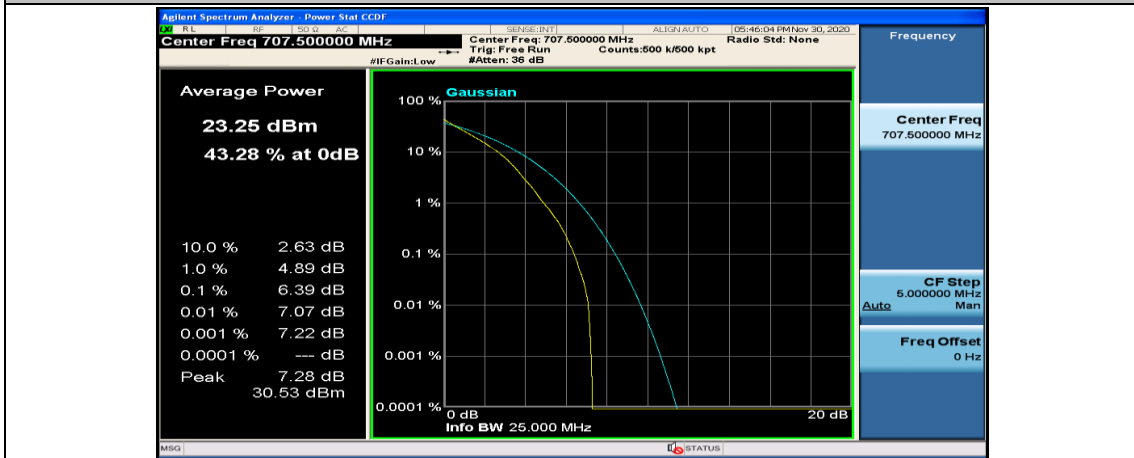
(Channel Bandwidth: 3 MHz)\_MCH\_QPSK\_1RB#7



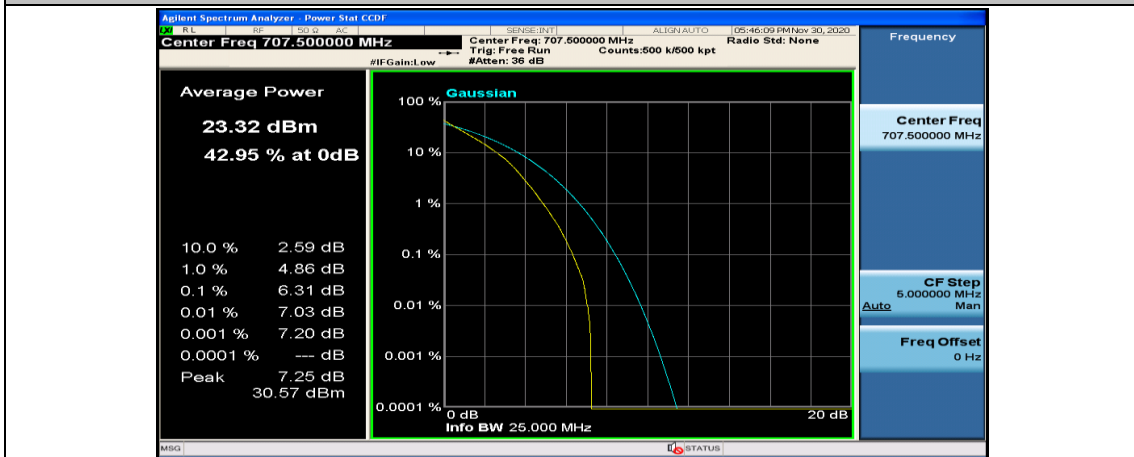
(Channel Bandwidth: 3 MHz)\_MCH\_QPSK\_1RB#14



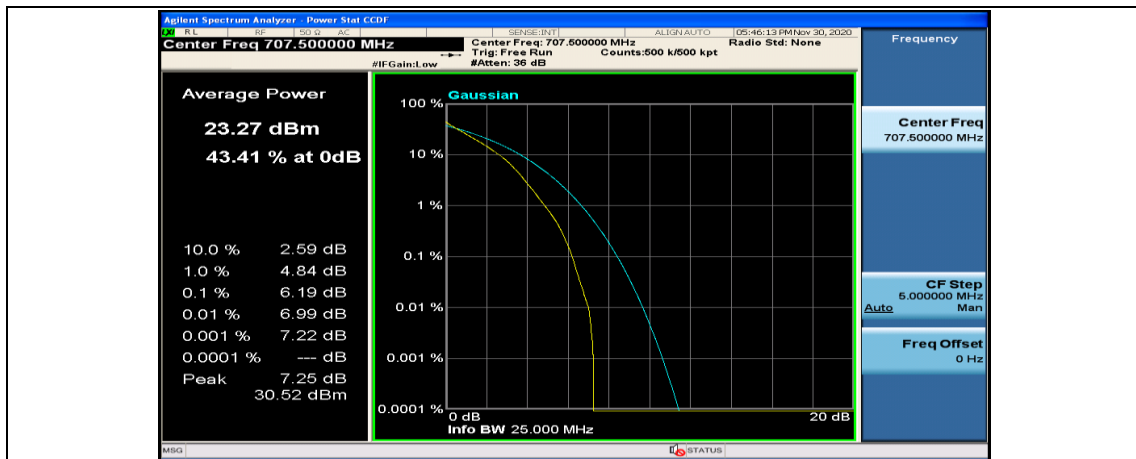
(Channel Bandwidth: 3 MHz)\_MCH\_QPSK\_8RB#0



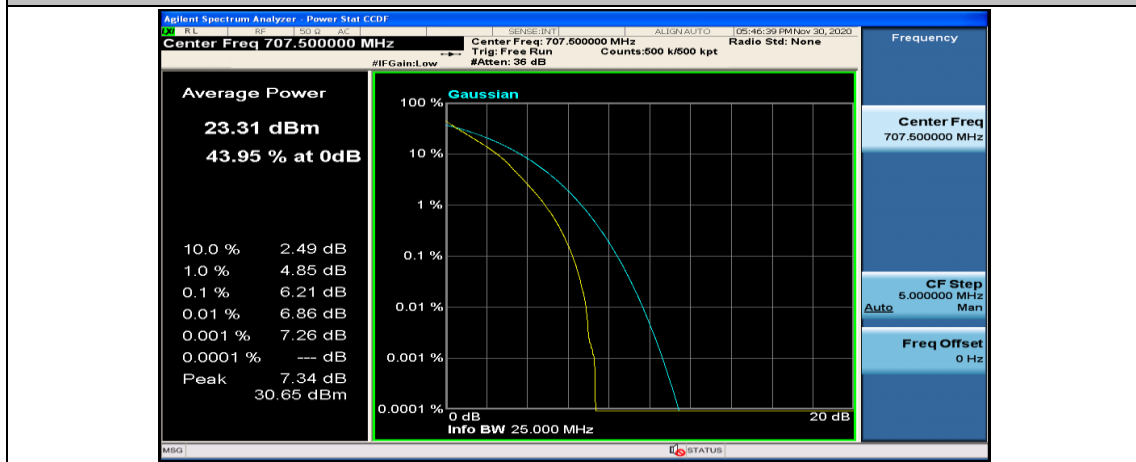
(Channel Bandwidth: 3 MHz)\_MCH\_QPSK\_8RB#4



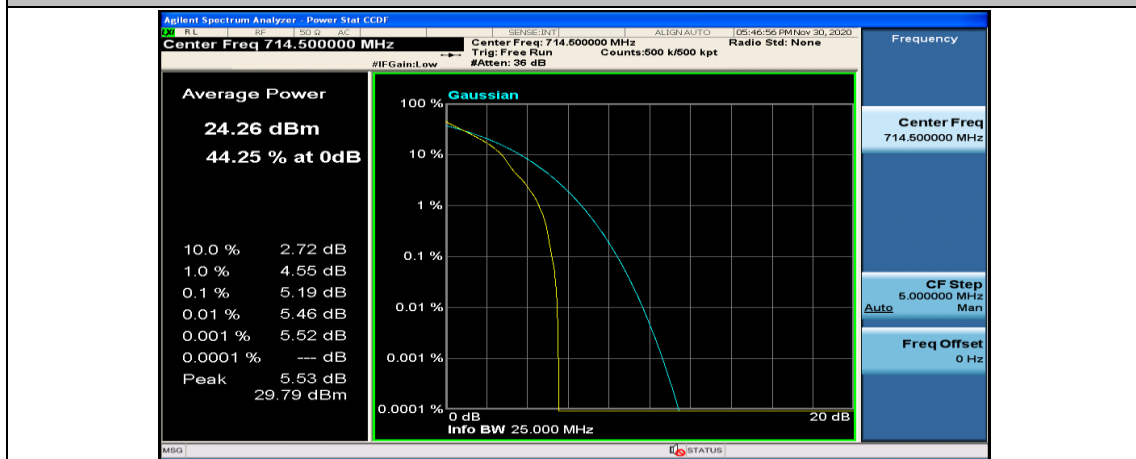
(Channel Bandwidth: 3 MHz)\_MCH\_QPSK\_8RB#7



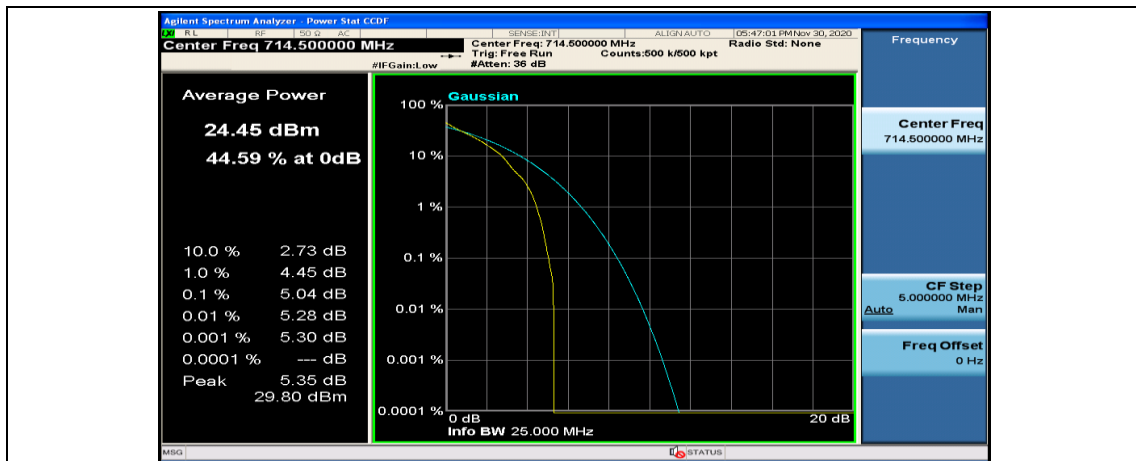
(Channel Bandwidth: 3 MHz)\_MCH\_QPSK\_15RB#0



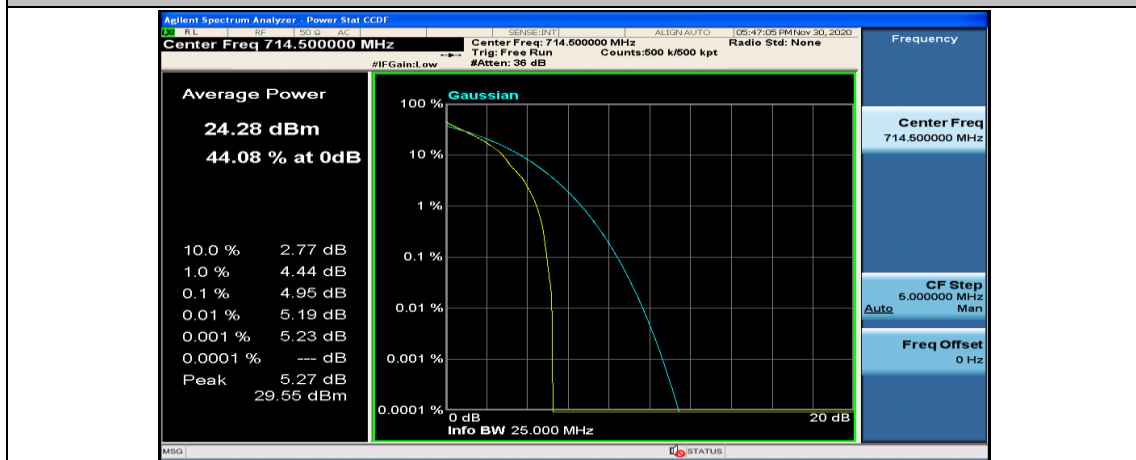
(Channel Bandwidth: 3 MHz)\_HCH\_QPSK\_1RB#0



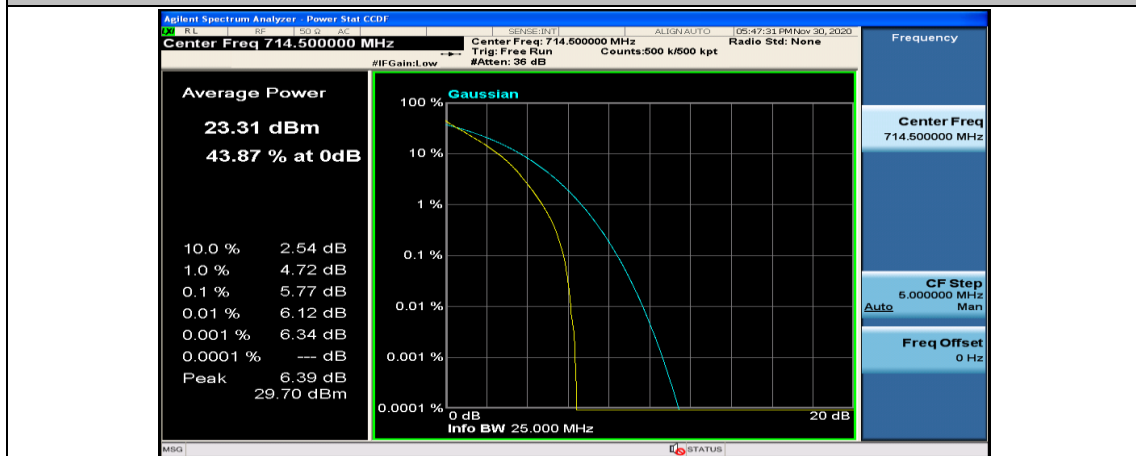
(Channel Bandwidth: 3 MHz)\_HCH\_QPSK\_1RB#7



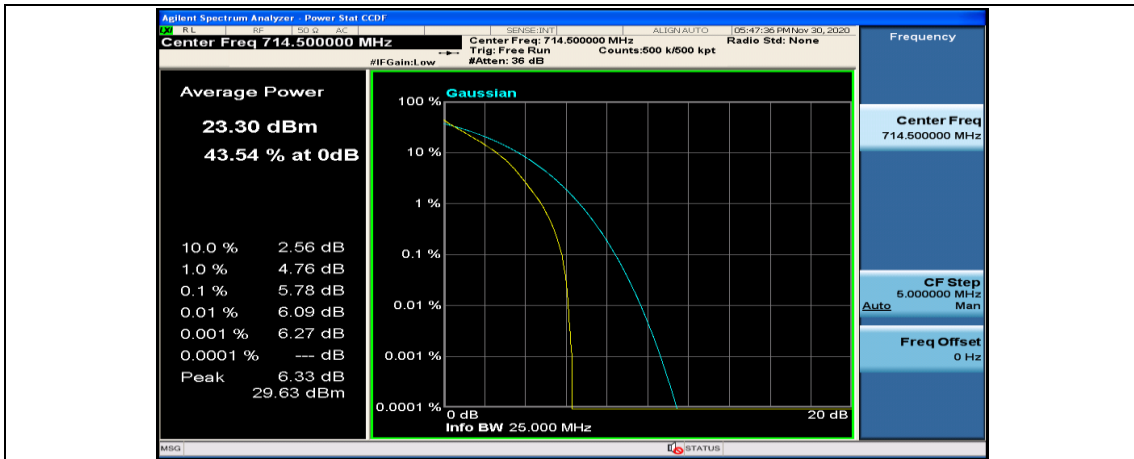
(Channel Bandwidth: 3 MHz)\_HCH\_QPSK\_1RB#14



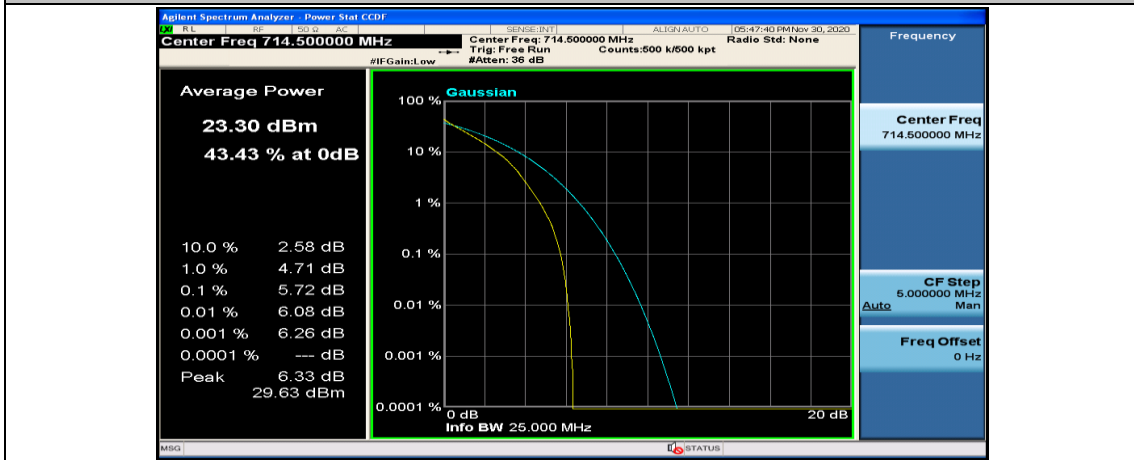
(Channel Bandwidth: 3 MHz)\_HCH\_QPSK\_8RB#0



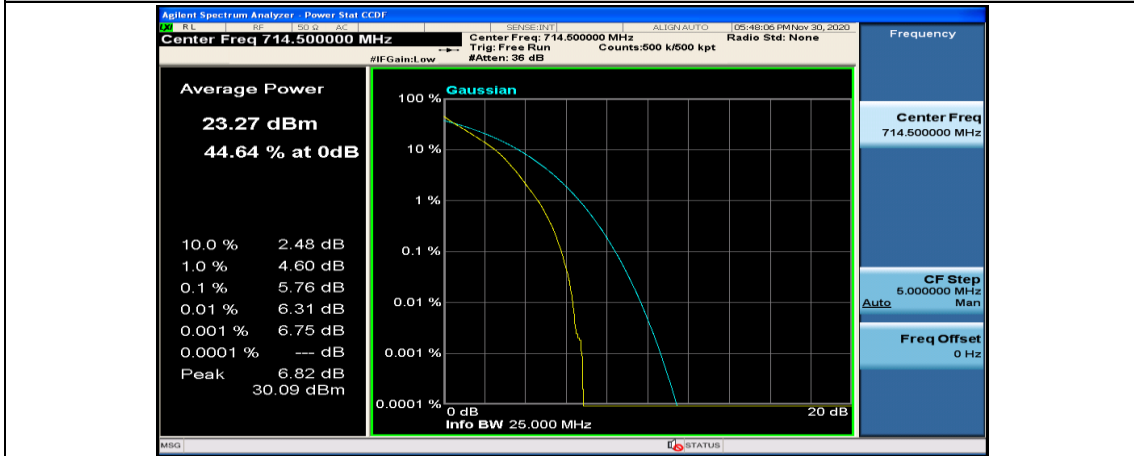
(Channel Bandwidth: 3 MHz)\_HCH\_QPSK\_8RB#4



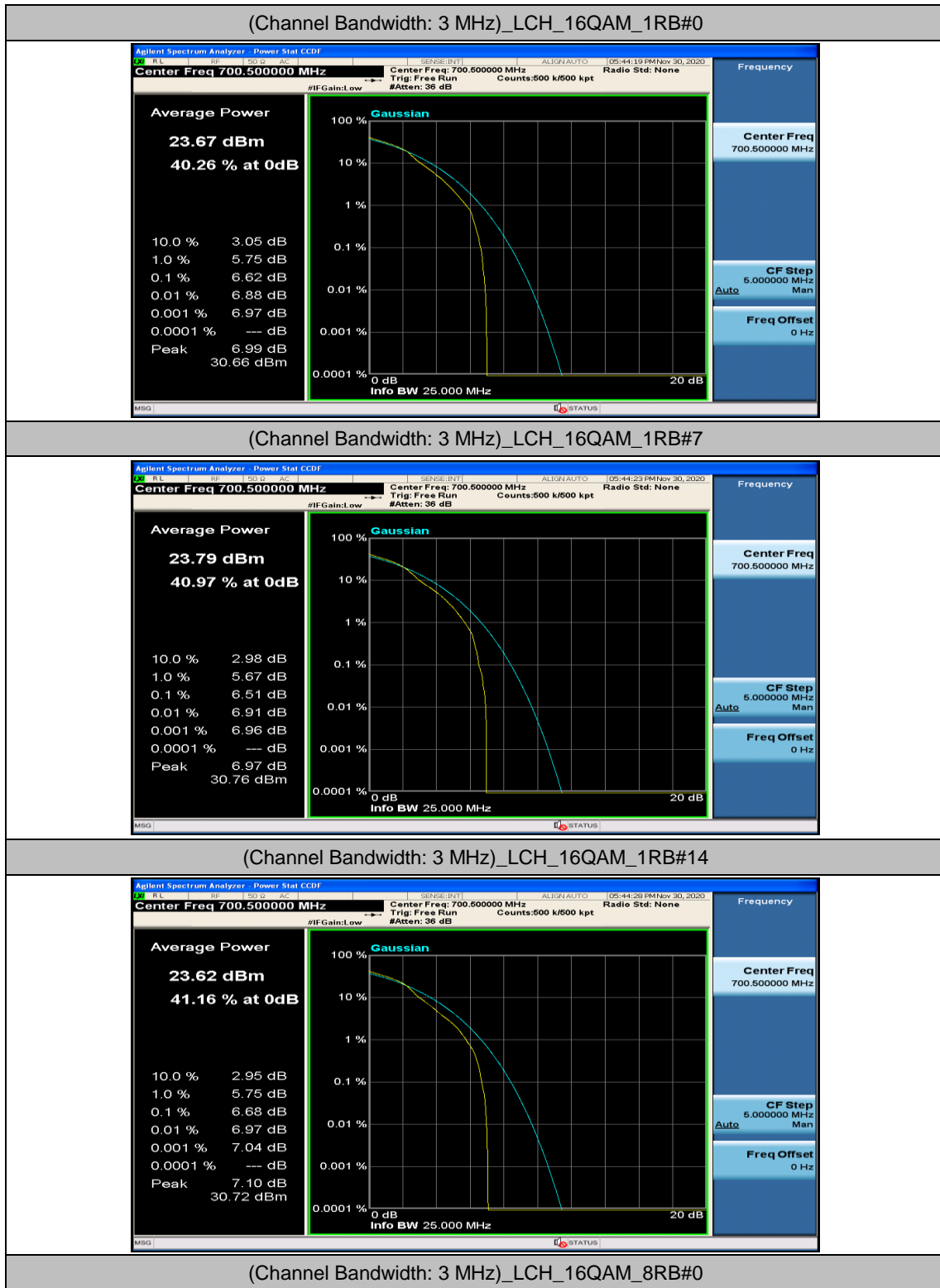
(Channel Bandwidth: 3 MHz)\_HCH\_QPSK\_8RB#7

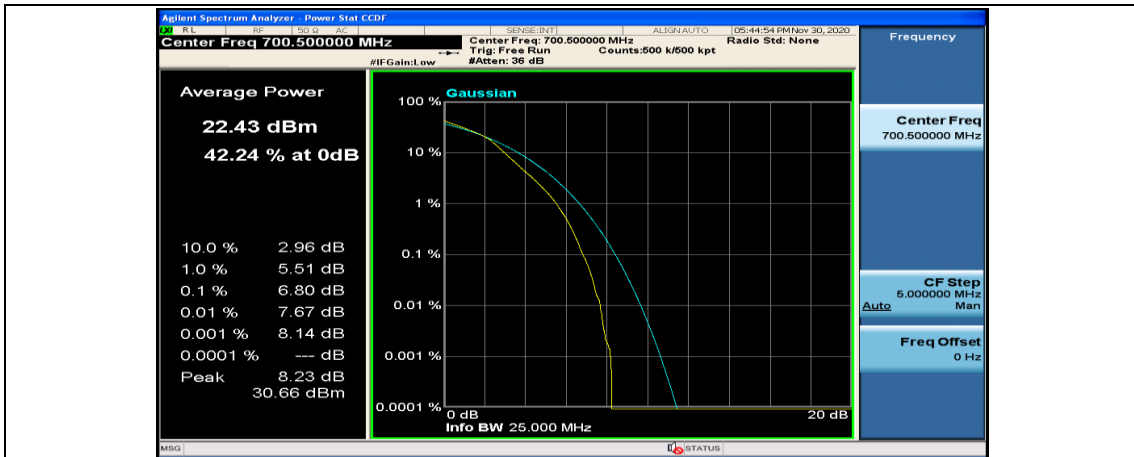


(Channel Bandwidth: 3 MHz)\_HCH\_QPSK\_15RB#0

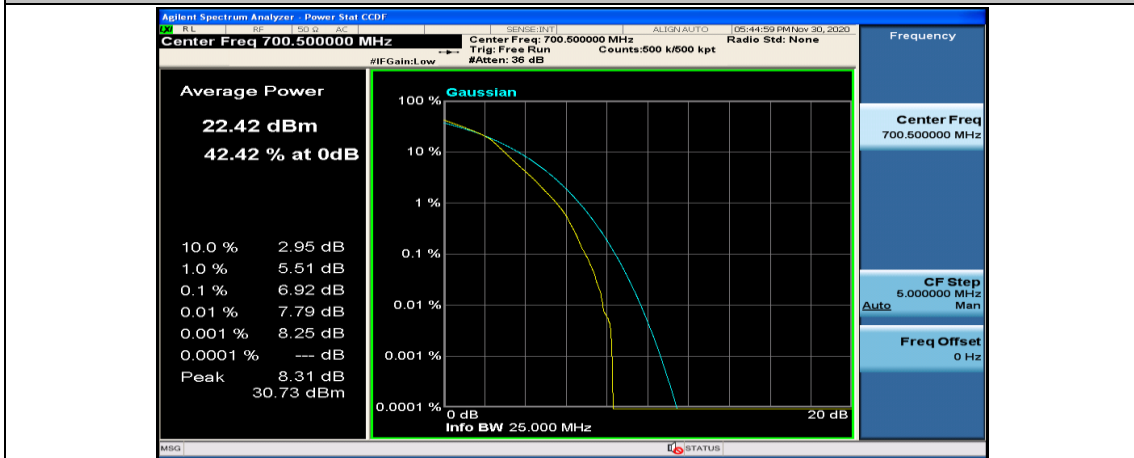




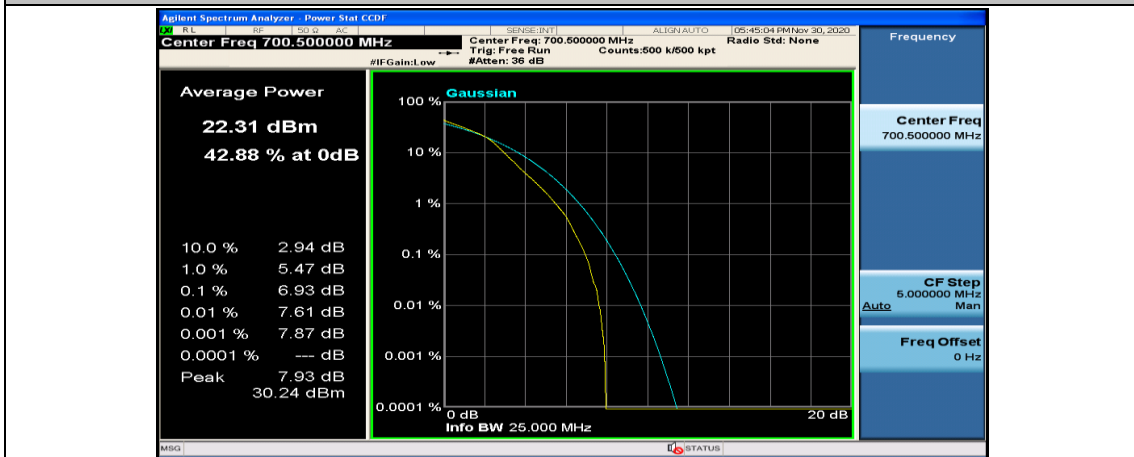




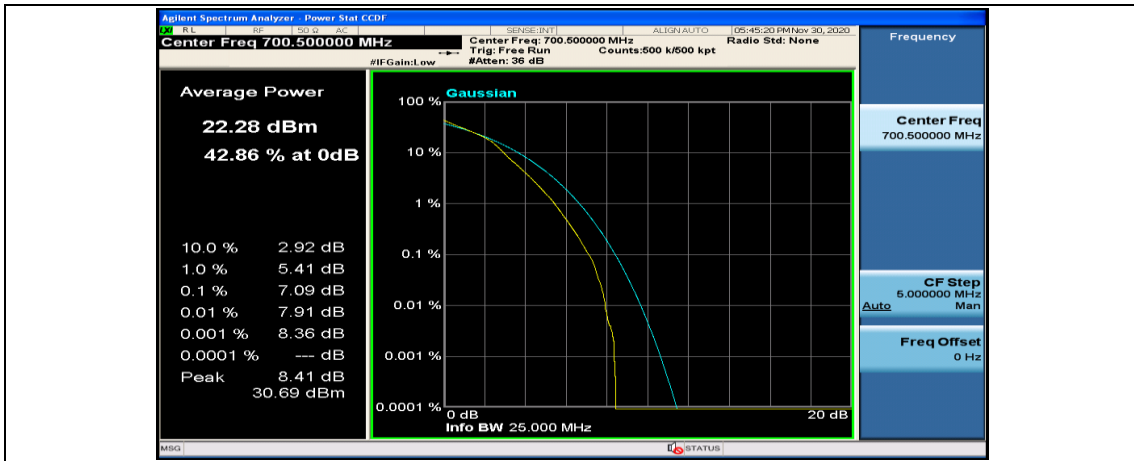
(Channel Bandwidth: 3 MHz)\_LCH\_16QAM\_8RB#4



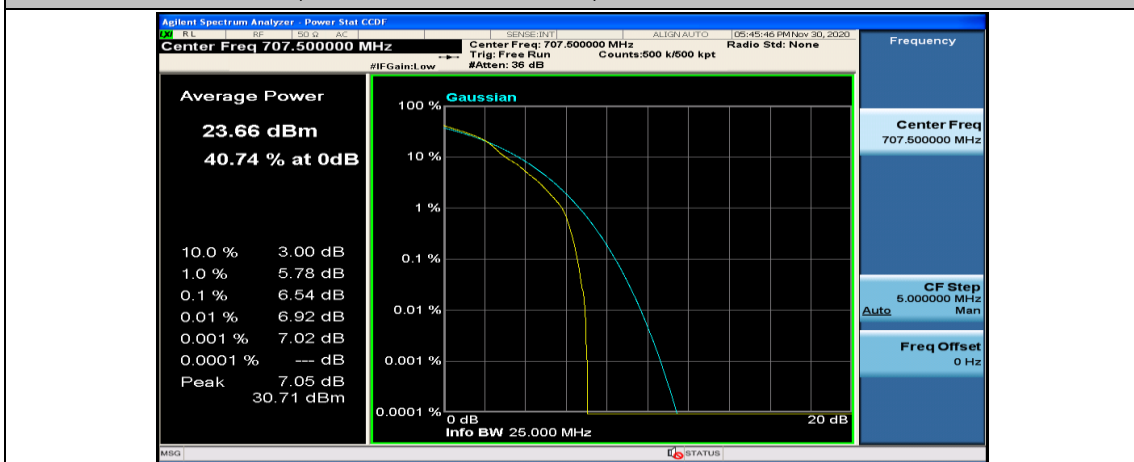
(Channel Bandwidth: 3 MHz)\_LCH\_16QAM\_8RB#7



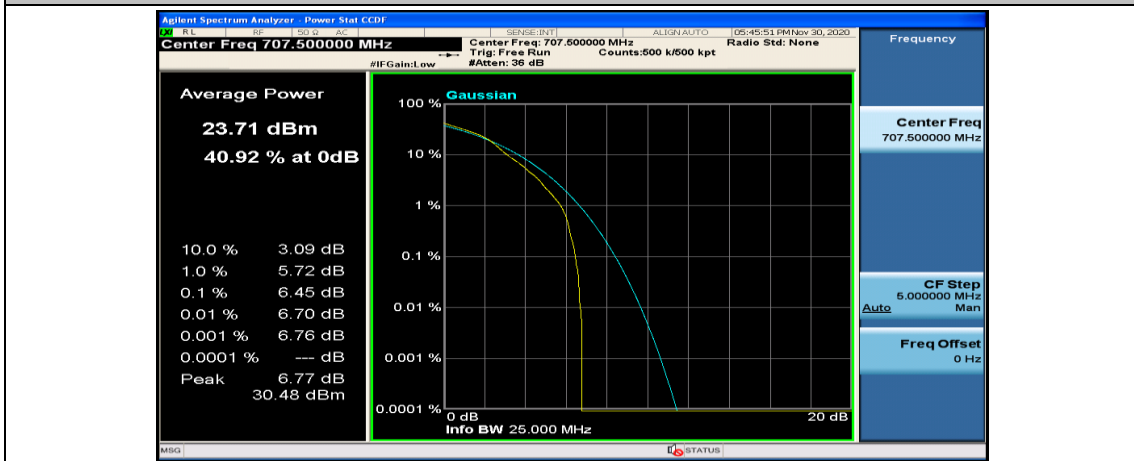
(Channel Bandwidth: 3 MHz)\_LCH\_16QAM\_15RB#0



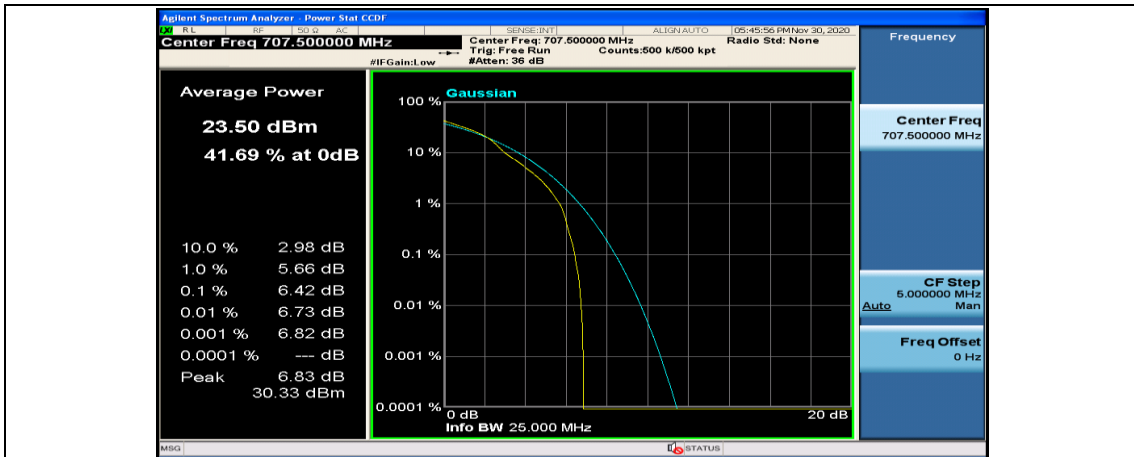
(Channel Bandwidth: 3 MHz)\_MCH\_16QAM\_1RB#0



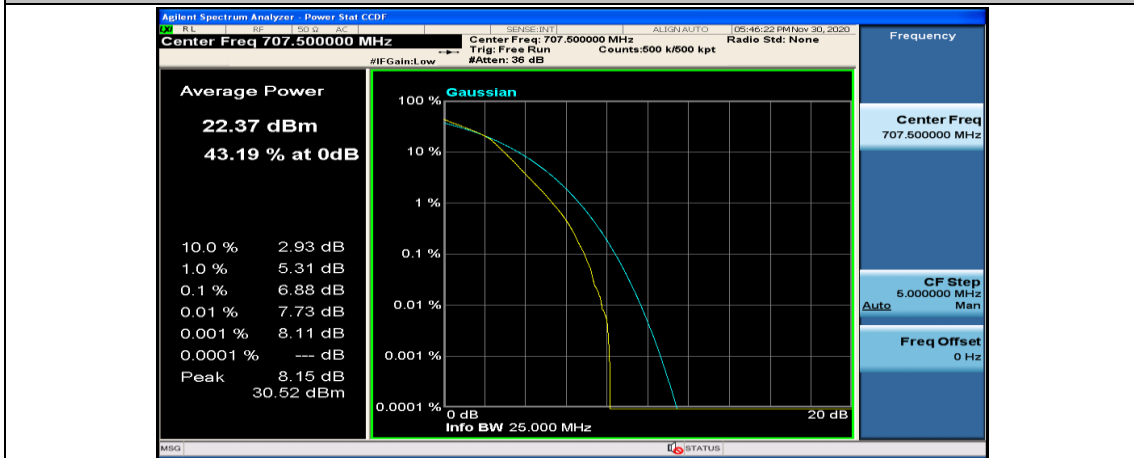
(Channel Bandwidth: 3 MHz)\_MCH\_16QAM\_1RB#7



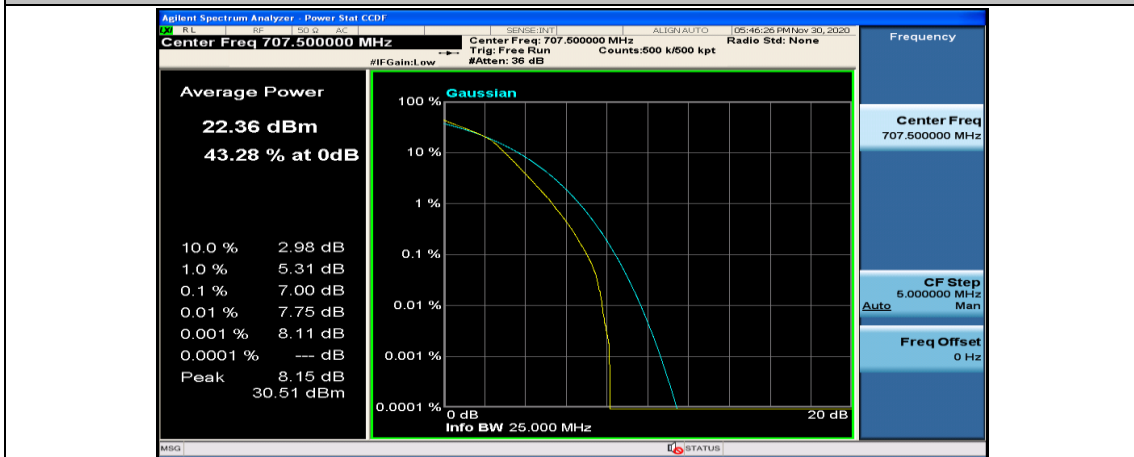
(Channel Bandwidth: 3 MHz)\_MCH\_16QAM\_1RB#14



(Channel Bandwidth: 3 MHz)\_MCH\_16QAM\_8RB#0



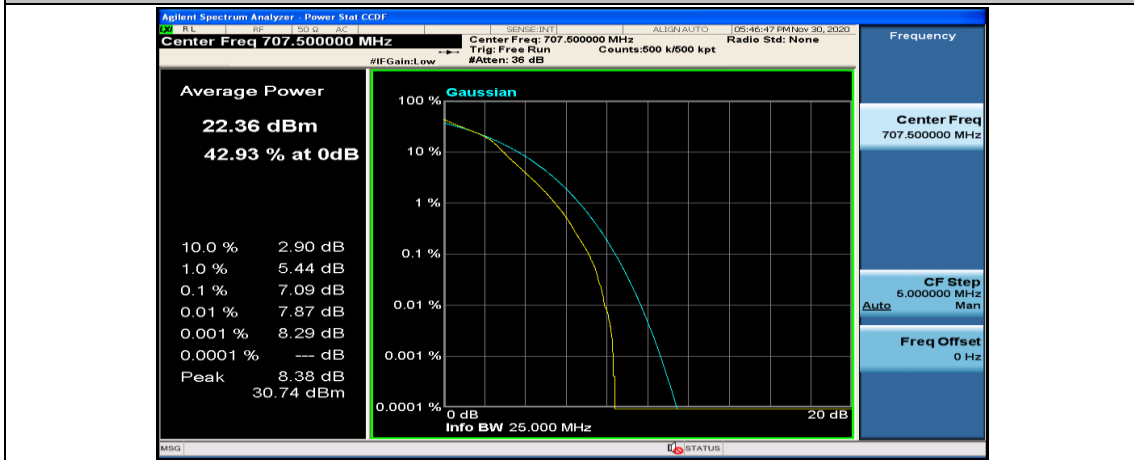
(Channel Bandwidth: 3 MHz)\_MCH\_16QAM\_8RB#4



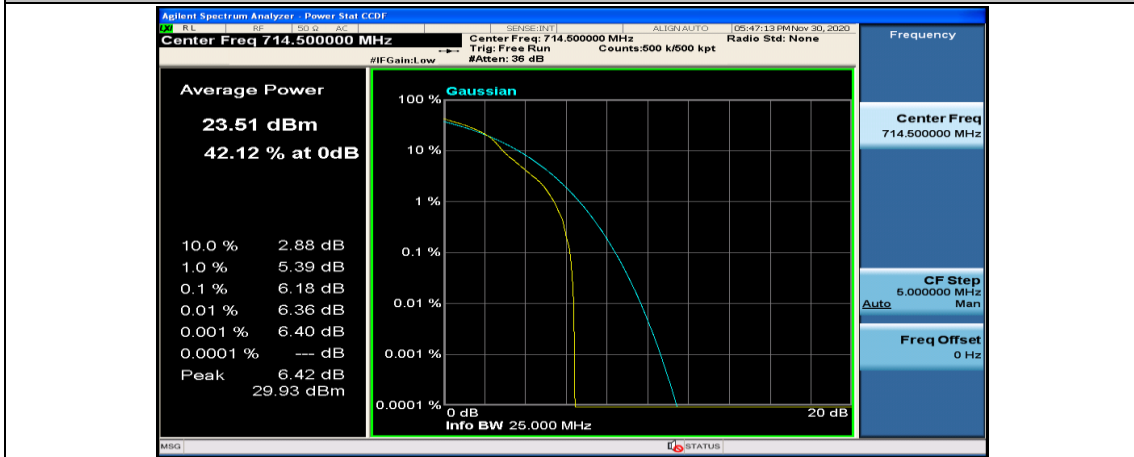
(Channel Bandwidth: 3 MHz)\_MCH\_16QAM\_8RB#7



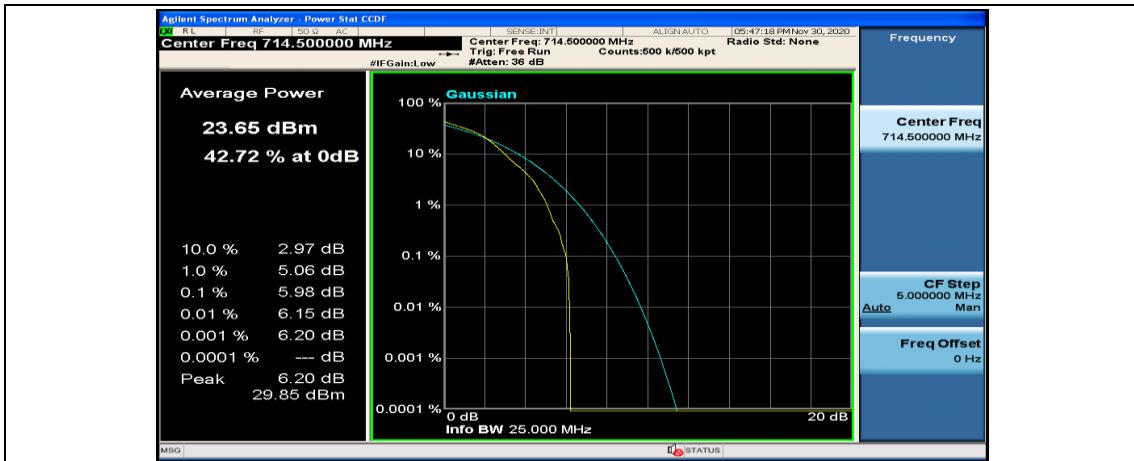
(Channel Bandwidth: 3 MHz)\_MCH\_16QAM\_15RB#0



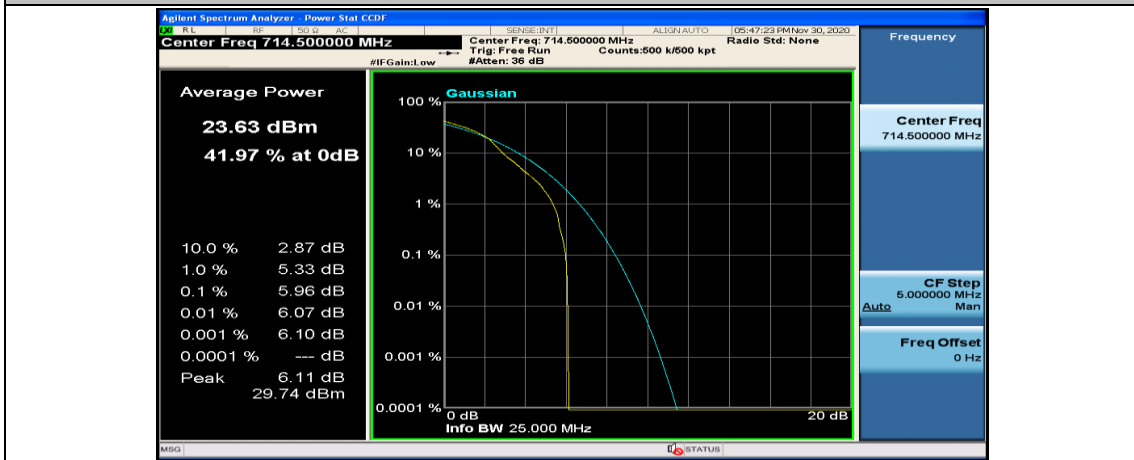
(Channel Bandwidth: 3 MHz)\_HCH\_16QAM\_1RB#0



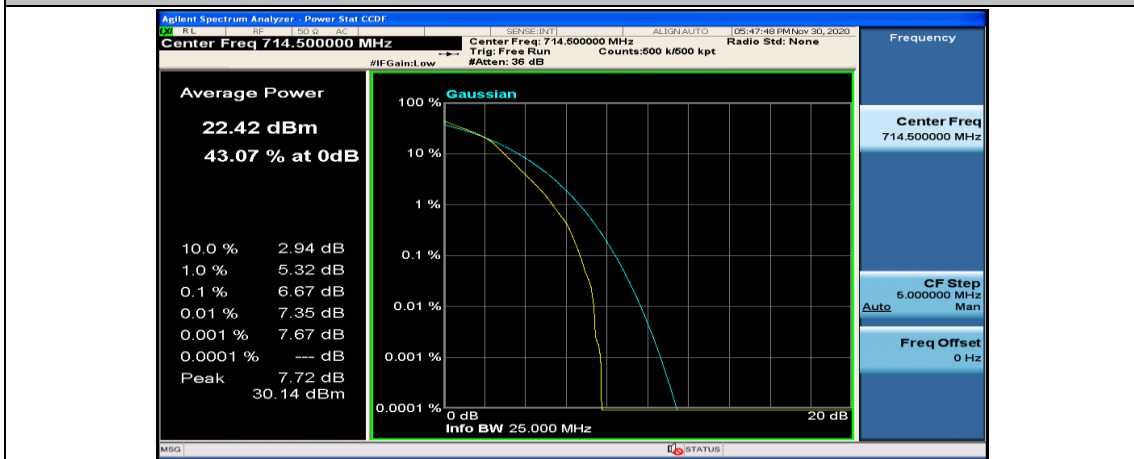
(Channel Bandwidth: 3 MHz)\_HCH\_16QAM\_1RB#7



(Channel Bandwidth: 3 MHz)\_HCH\_16QAM\_1RB#14



(Channel Bandwidth: 3 MHz)\_HCH\_16QAM\_8RB#0



(Channel Bandwidth: 3 MHz)\_HCH\_16QAM\_8RB#4