


MB001

Help Corbit ⚠️


This stranded trailblazer desperately needs your help! Before you can solve the mystery breaking the galaxy apart, Corbit needs fixing up!



1

Attach arms

Corbit has never been the best at landings... pop his arms back in.




2

Connect power adapter to charge Corbit.


Use only the official power adapter to charge Corbit safely.

It's been a while since Corbit got some power. He's ready to get charged up!



3

Wake Corbit up and start your adventure




Corbit Guidebook

MB001



Discovery | makeblock

Caution

1. The product is recommended for children over 6 years old.
2. DO NOT allow children under 3 years old to use the product.
3. An adult must be present when children use the product.
4. DO NOT disassemble, repair, or modify the product on your own, otherwise malfunctions may occur.
5. Use the provided power adapter (5V/4A) to charge the product.
6. The power adapter for the product is not a toy.
7. Misuse of the power adapter might result in electric shock hazard.
8. Please shut down and disconnect the product from the external power supply before cleaning the product with liquid.
9. DO NOT connect the product to more than the recommended quantity of power supplies.
10. Check the cables, plugs, casing, and other components for any damage on a regular basis. Stop using the product immediately if any damage occurs and get it repaired.
11. ONLY connect the product to a Class II equipment with the following symbol .
12. Hold the robot's body to move the robot. Grabbing the arm or other movable parts risks damages and drops.
13. The MFID tag is easy to lose - for your convenience, leave it locked in the slot when not in use.
14. DO NOT bridge the two pins in the hangar compartment with conductive objects.
15. Please tap gently to trigger the touch sensor on the head, avoid damage caused by excessive force.
16. If you feel uncomfortable with the screen or LED of product, please adjust the screen brightness and LED for comfortable viewing.

Warning:

CHOKING HAZARD - Small part. Not for children under 3 years old.
Children to use only under adult's supervision.



DECLARATION OF CONFORMITY

Declaration of conformity Hereby, Makeblock Co., Ltd., declares that this product is in compliance with the essential requirements and other relevant provisions of Directive RED 2014 / 53 / EU and the RoHS directive 2011 / 65 / EU

FCC Statement

This device complies with Part 15 of the FCC Rules. Operation is subject to the following two conditions:

- (1) This device may not cause harmful interference, and
- (2) This device must accept any interference received, including interference that may cause undesired operation.

Warning: Changes or modifications not expressly approved by the party responsible for compliance could void the user's authority to operate the equipment.

NOTE: This equipment has been tested and found to comply with the limits for a Class B digital device, pursuant to Part 15 of the FCC Rules. These limits are designed to provide reasonable protection against harmful interference in a residential installation. This equipment generates uses and can radiate radio frequency energy and, if not installed and used in accordance with the instructions, may cause harmful interference to radio communications. However, there is no guarantee that interference will not occur in a particular installation. If this equipment does cause harmful interference to radio or television reception, which can be determined by turning the equipment off and on, the user is encouraged to try to correct the interference by one or more of the following measures:

- Reorient or relocate the receiving antenna.
- Increase the separation between the equipment and receiver.
- Connect the equipment into an outlet on a circuit different from that to which the receiver is connected.

Consult the dealer or an experienced radio / TV technician for help.

FCC Radiation Exposure Statement

This equipment complies with FCC radiation exposure limits set forth for an uncontrolled environment. This equipment should be installed and operated with minimum distance 20cm between the radiator & your body.

 **Discovery** | **makeblock**

Makeblock Co., Ltd.

Address: 4th Floor, Building C3, Nanshan iPark, No.1001 Xueyuan Avenue, Nanshan
District, Shenzhen, Guangdong Province, China

Technical support: support@makeblock.com

www.makeblock.com

In The Box




Corbit x 1



Power Adapter Pack x 1



Corbit Guidebook x 1



Specification


Dimensions (H)320 x (W)374 x (D)174 mm / (H)12.6 x (W)14.7 x (D)6.9 inches

Weight 2.6kg / 5.6lb

Power Input 5V $\overline{\text{--}}$ 4A


Communication Wi-Fi (802.11b/g/n)/2.4GHz, Bluetooth 4.2

Battery 18.5Wh



MEET CORBIT. PROGRAMMED FOR ADVENTURE





TRAIL BLAZING SCHOOL



Name	Corbit
Type	Model M Sensorbot
Program	Trailblazer in Training

**DO NOT LEAVE ALONE
WITH DATA**

Camera

Looking Good!

Microphone

Speak up and Corbit will listen up!

Power Button

Long press to power on/off.
Short press to power nap!

Speaker

He's got a lot to say.

LED Matrix Eyes

From hyper to happy, these eyes don't lie!

Arm


Can sense arm movements, easily detachable!

Touch Screen

Hey, that tickles!

Landing Sensor

Corbit can tell a pick-me-up from a put-down.



MFID Tag

Left to lock, right to remove.

Motor

This motor is a real head- turner!

Power Port


Charge him up!

Reset Button

Hey! Is it something I said?

LED Engine Aura

Light up the night!



Touch Sensor

Go ahead... tap it!

MFID Reader

Speed reader (left only)

Door Switch

Push to open.

Hangar

Secret Storage, for your favorite little bits.

Privacy Switch


Turn on / off camera and microphone.

Explore Corbit

Explore Corbit


Sometimes Corbit needs help on a secret mission...
Sometimes he just needs a chat, and a pat on the head.
Pat him, pose him, swipe his screen, and see what happens.
He wants to get to know you too!

Hold Corbit by his body! Lifting him by his arm or any other movable part could cause drops and damage.



Explore the World

Corbit is always exploring. As you explore together, Corbit will chart all your discoveries on his map. Tap the spaceship to start your adventure. Who knows where it will take you!



Coding

Code with Corbit! Use his block-based coding to save the world.

Some coding challenges are part of your mission, but you can code with Corbit whenever you want. Just enter the AI ENGINE on the homepage and select Coding.



Crafting

Craft with corbit. He's full of ideas, but he needs a human hand!

Feeling crafty? Enter the AI ENGINE on the homepage, and select "DIY".



Voice Interaction

Corbit can understand simple sentences right out of the box.

1. Say "Hey, Corbit!" to wake Corbit up, then use one of Corbit's voice commands to interact.
2. Corbit can connect to other smart devices, visit "CorbitRobot.com" to learn more.

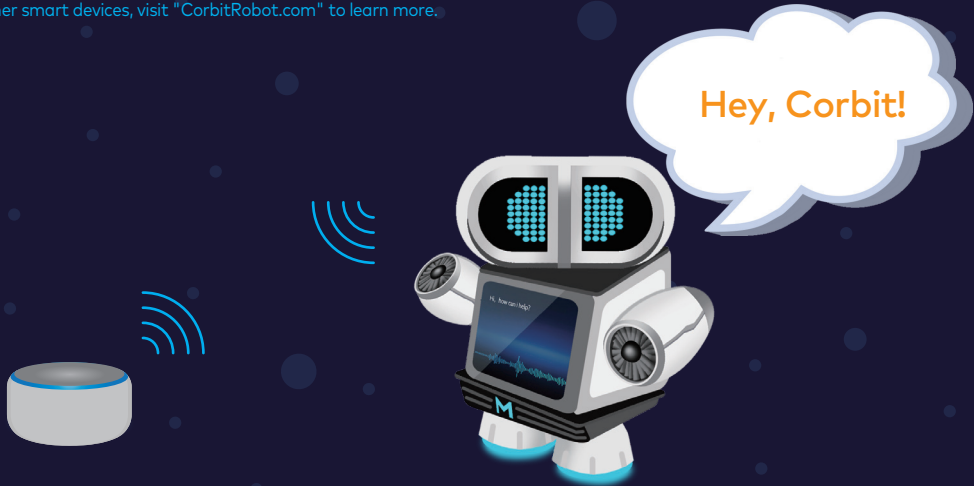
You can say

"Hey, Corbit!"


"Let's play!"

"What's up?"


...



Crew and Equipment



Corbit



Power Adapter



Corbit Guidebook



Destination

Earth--Solar system

Daily Log



Record 0011.1000

People thought I was insane for choosing Earth, but this trip is going great! I am getting closer and closer to the solar system.

Record 0011.1001

The Galactic Trail needs a lot of cleaning up around here. No one seems to have been here in years! Closing in on Earth now!

Record 0010.1010

AUTOMATIC SYSTEM REPORT: COLLISION DETECTED!

材质		工艺	成品尺寸
封面封底127g铜版纸，内页80g书写纸		骑马钉	180*110mm
设计版本号	物料号名称		
D1.4.14	Discovery_Corbit_说明书_EN_D1.3.13_KD010242000_Edit		

封底	封面
P1	P2
P3	P4
P5	P6
P7	P8
P9	P10
P11	P12
P13	P14