


**Test Setup Photographs for the Digipass785**

**1. Radiated Emissions**

**1.1. Configuration 1: < 30 MHz**




**Photo 1**




**Photo 2**

**Radiated Emissions (continued)**

1.2. Configuration 2: 30 MHz to 1 GHz



**Photo 1**



**Photo 2**

**Radiated Emissions (continued)**



**Photo 3**

**Radiated Emissions (continued)**

1.3. Configuration 3: > 1 GHz




Photo 1




Photo 2

**Radiated Emissions (continued)**



**Photo 3**

## 2. AC Conducted Emissions

### 2.1. Configuration 1:



Photo 1




Photo 2

**3. Conducted Tests**

**3.1. Configuration 1:**



**Photo 1**



**Photo 2**