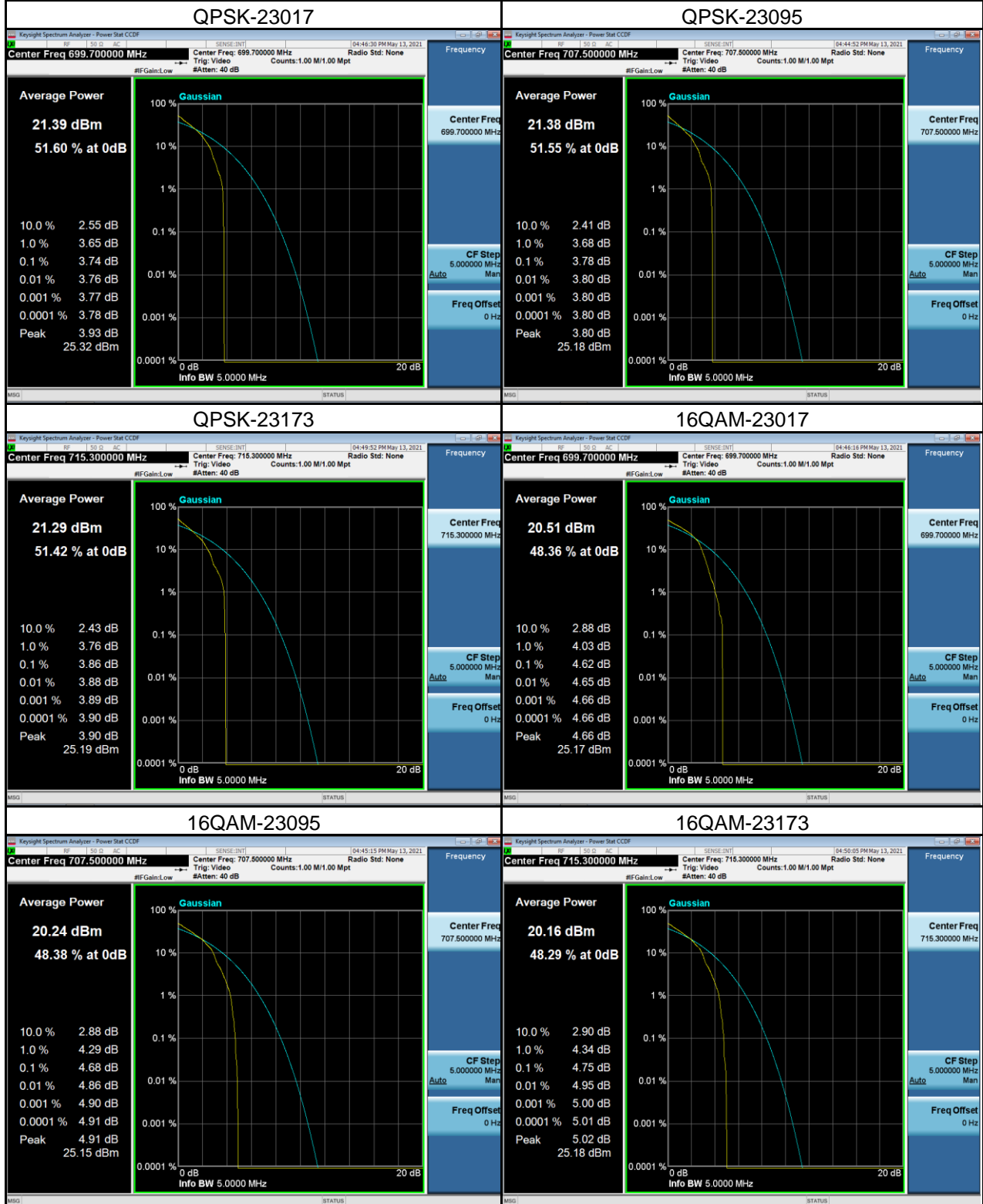


LTE Band 12 Spectrum Plot_1.4M



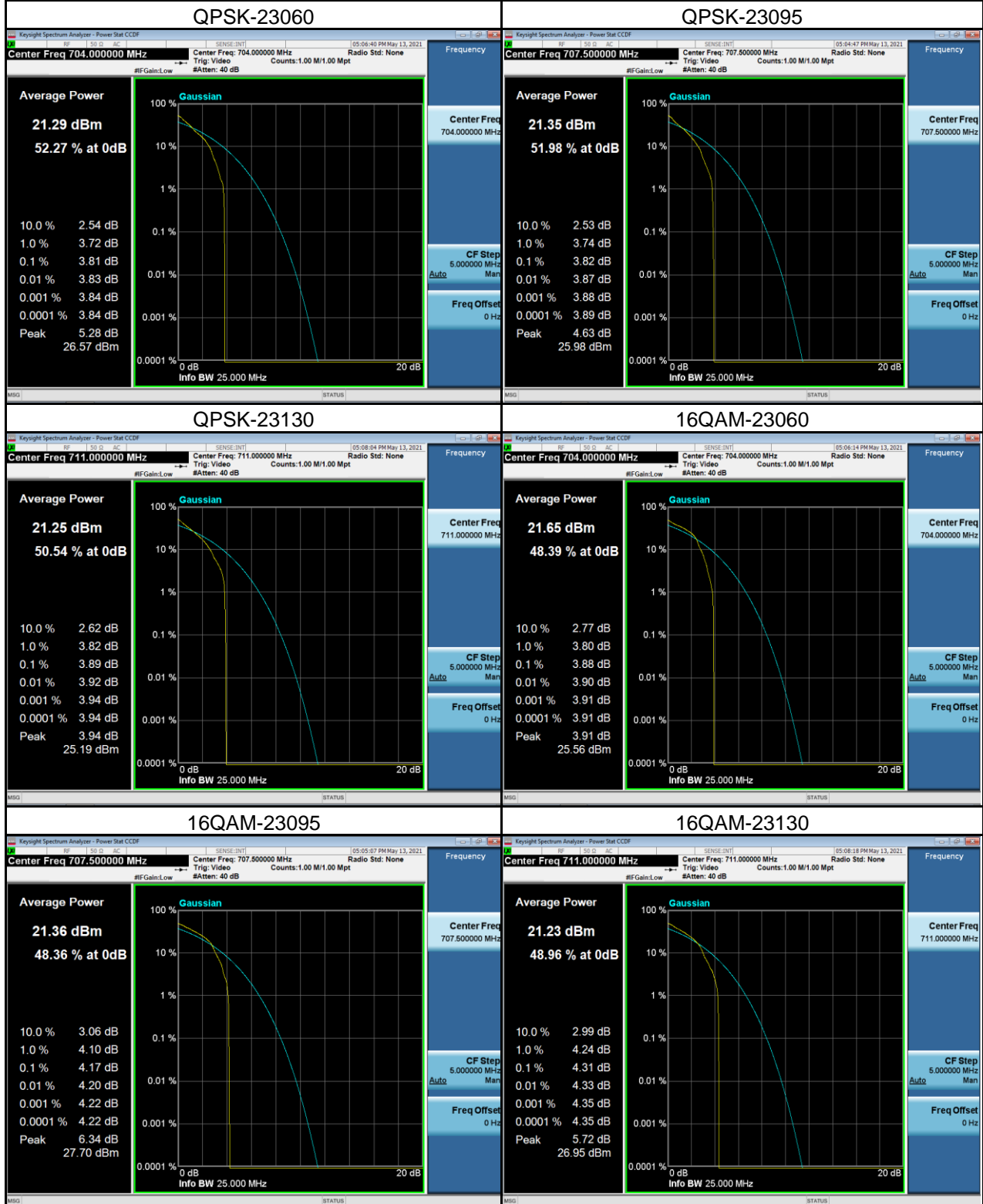
LTE Band 12 Spectrum Plot_3M



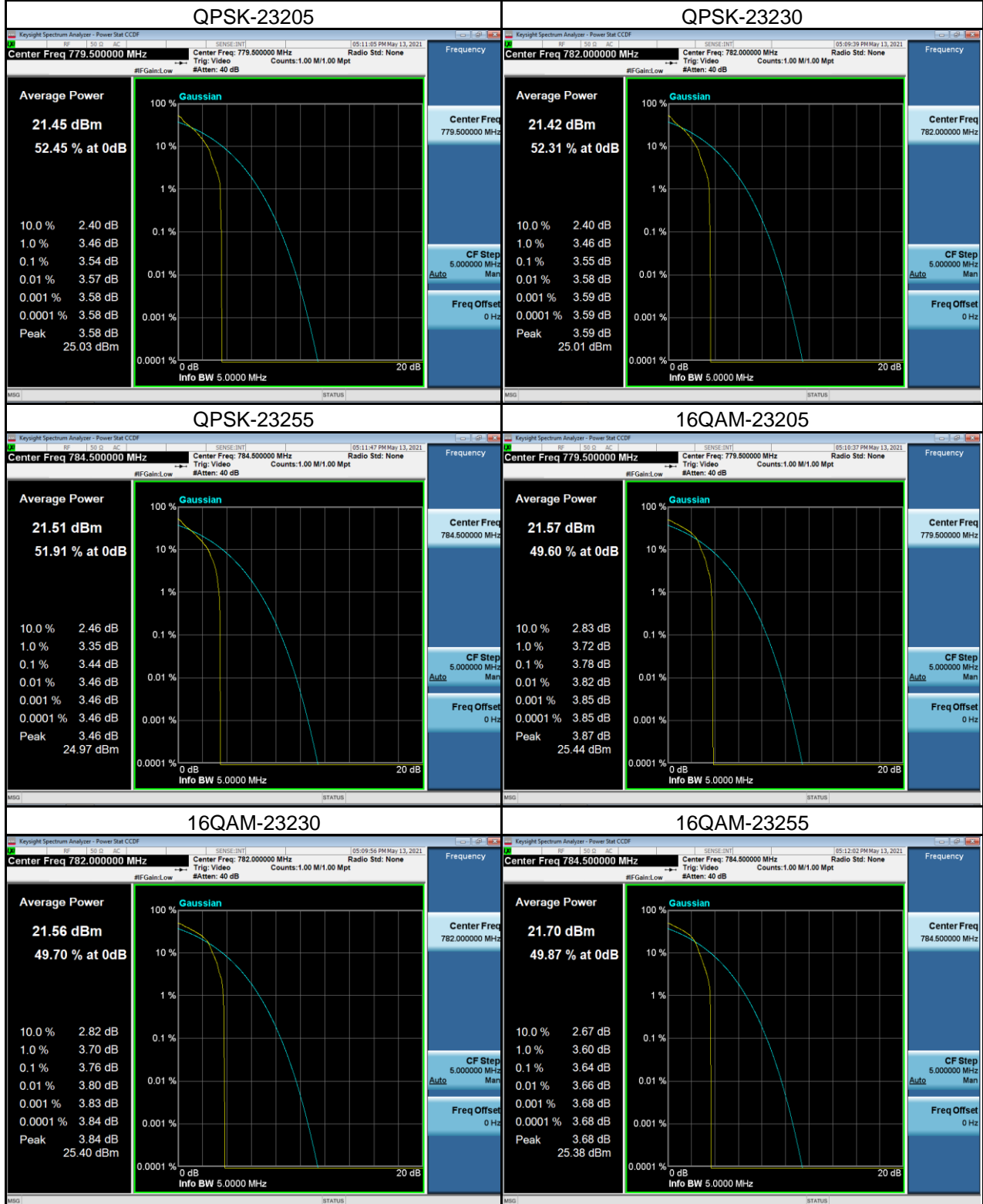
LTE Band 12 Spectrum Plot_5M



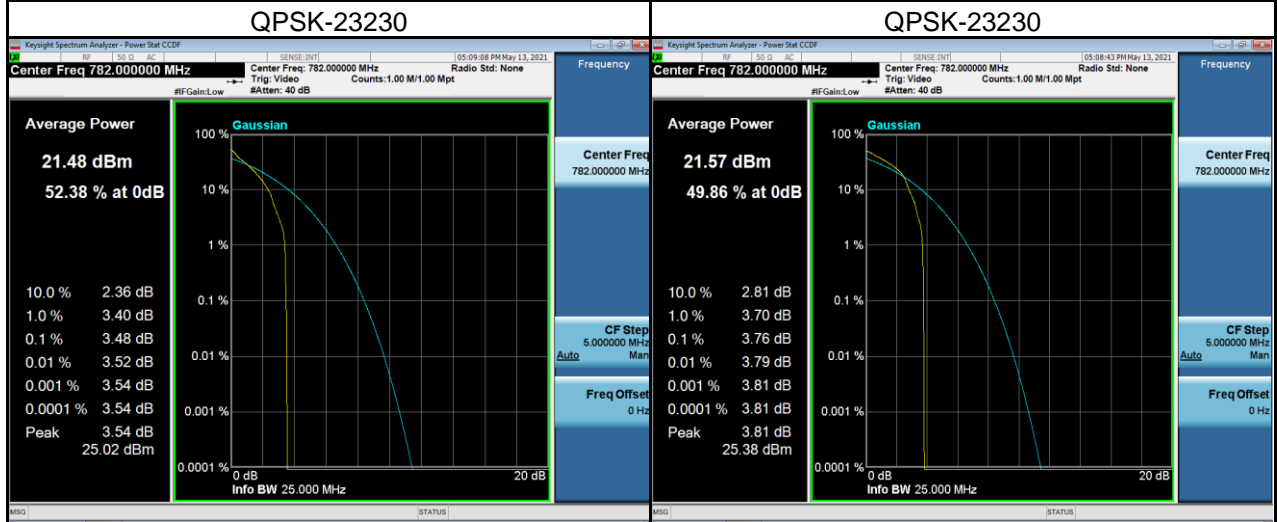
LTE Band 12 Spectrum Plot_10M



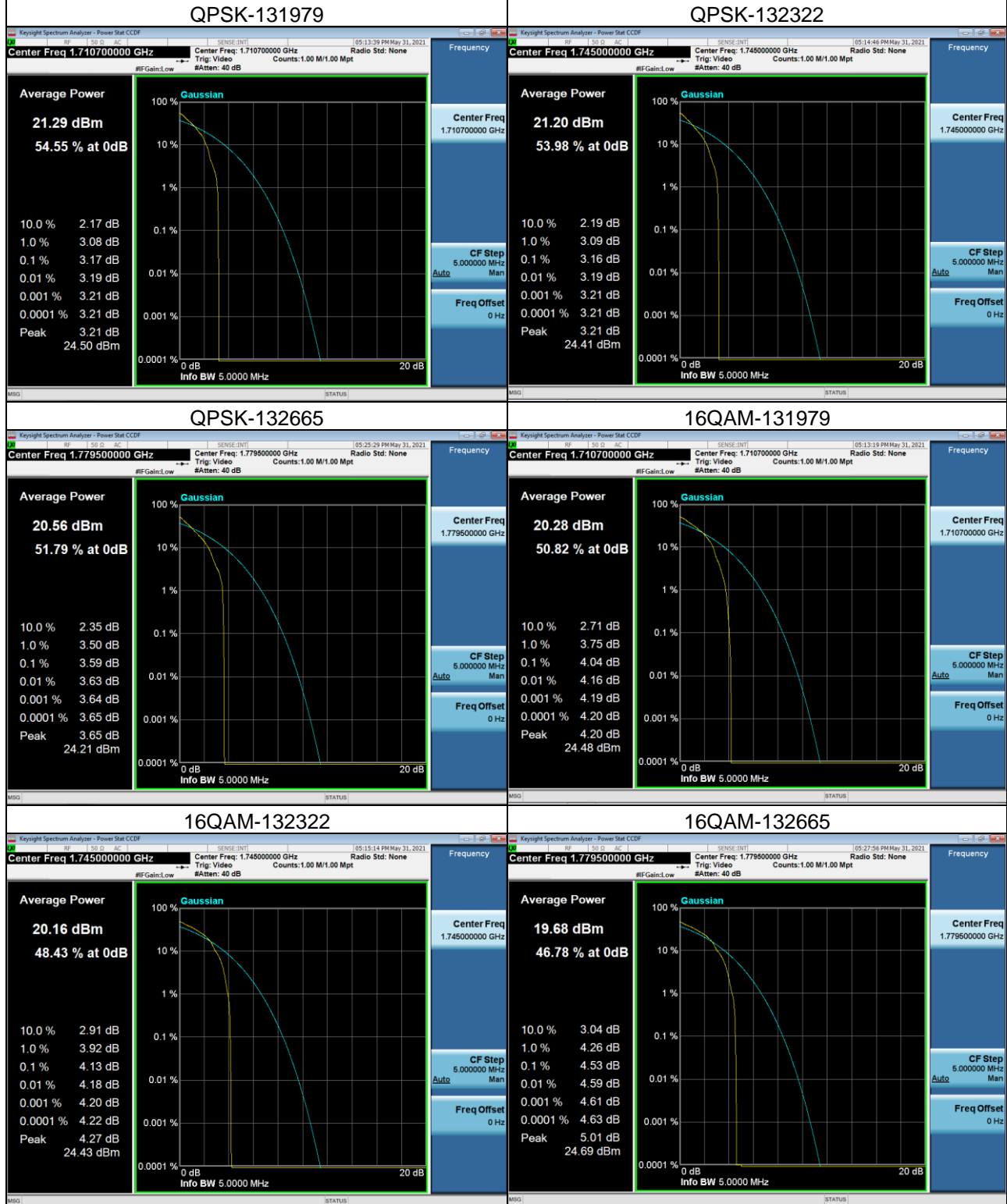
LTE Band 13 Spectrum Plot_5M



LTE Band 13 Spectrum Plot_10M



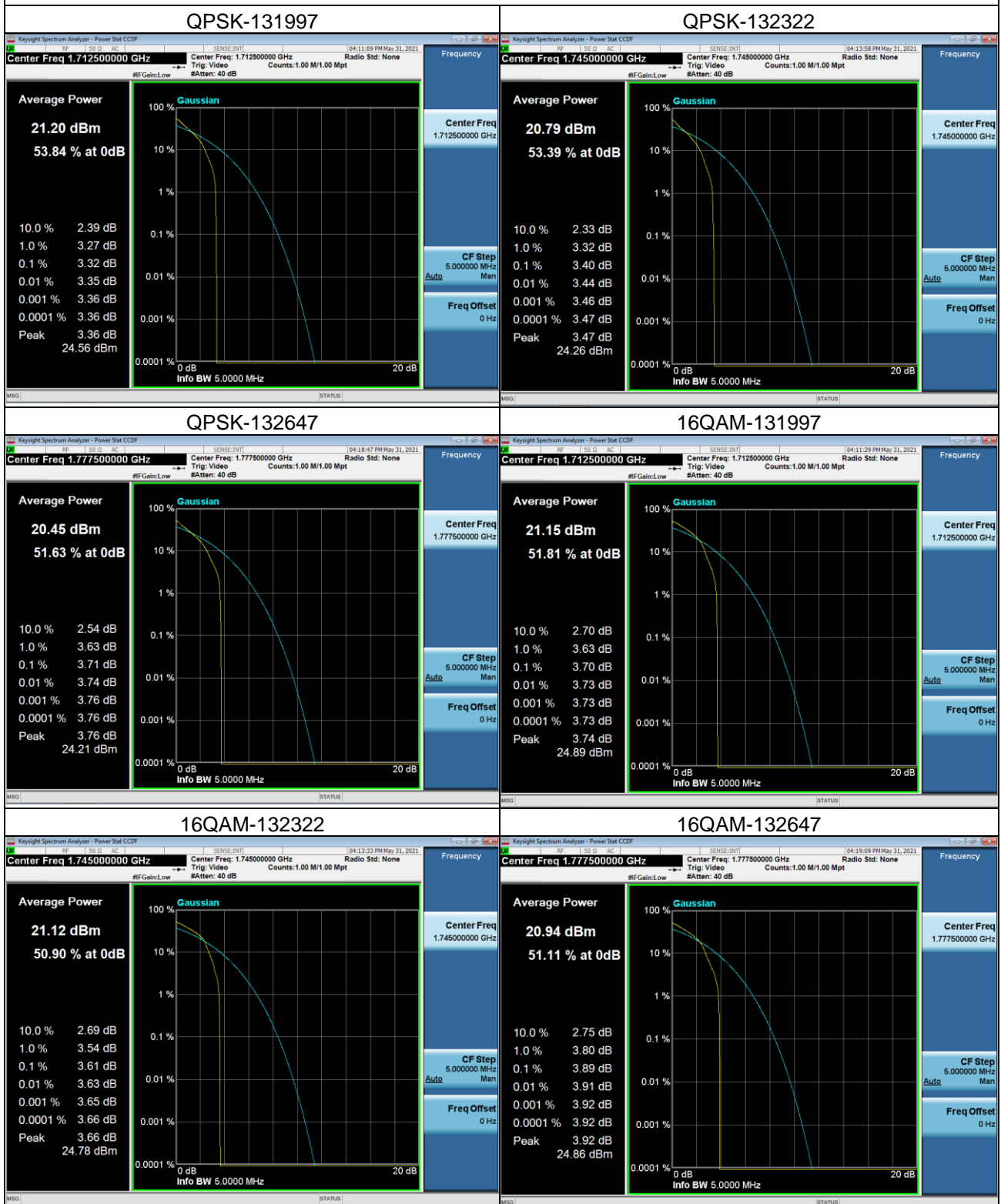
LTE Band 66_1.4M Spectrum Plot



LTE Band 66_3M Spectrum Plot



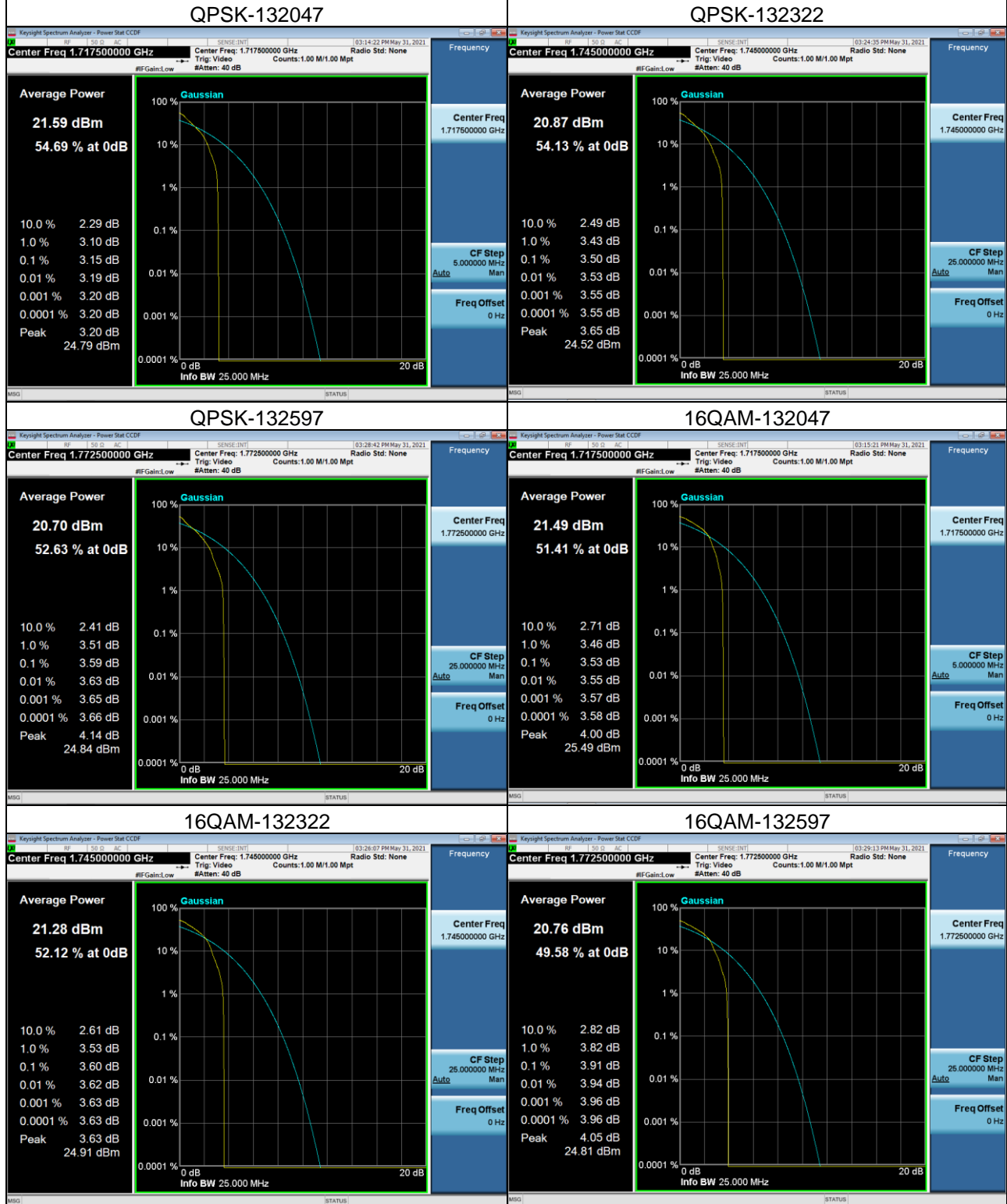
LTE Band 66_5M Spectrum Plot



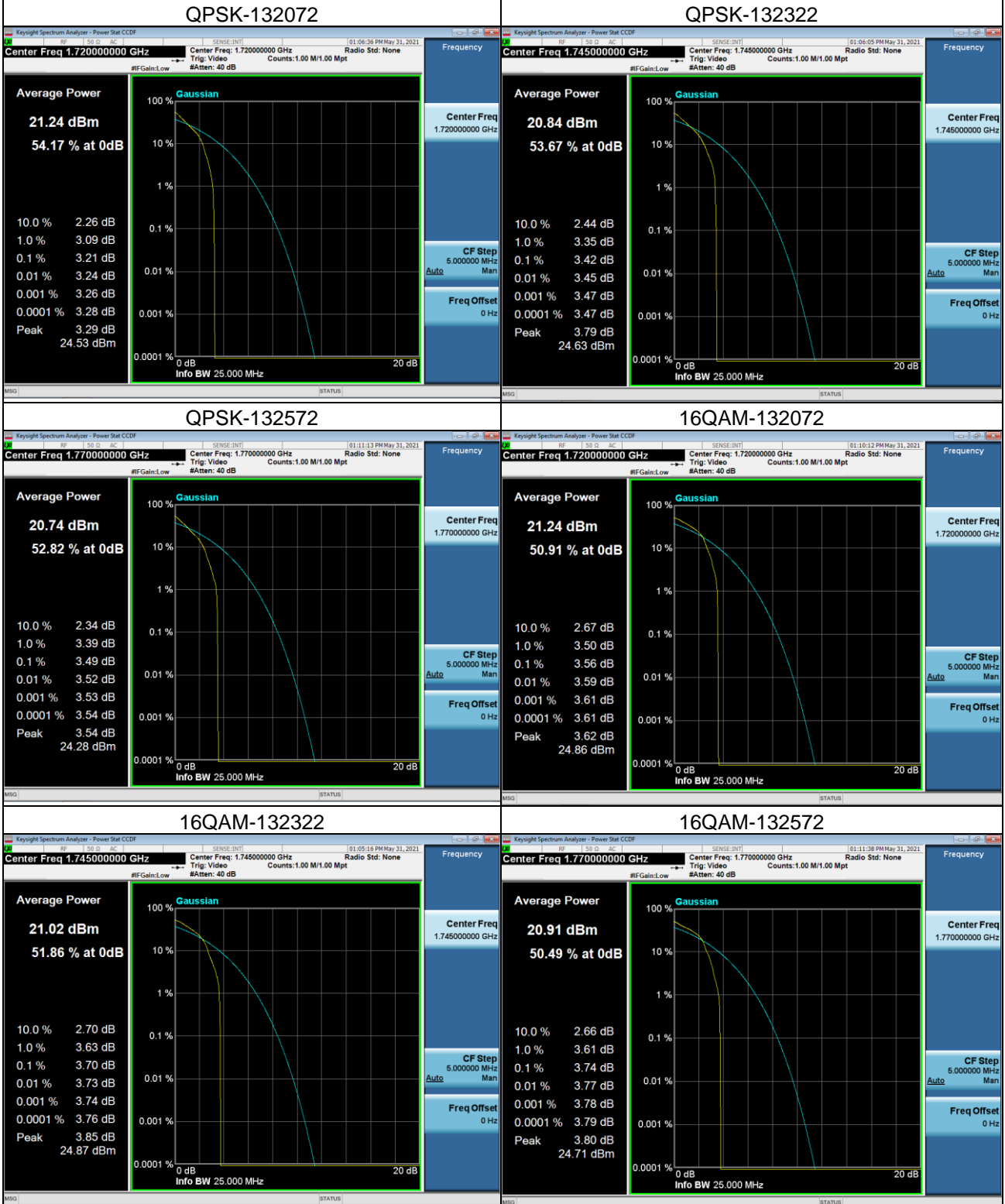
LTE Band 66_10M Spectrum Plot



LTE Band 66_15M Spectrum Plot



LTE Band 66_20M Spectrum Plot



LTE Band 85_5M Spectrum Plot



LTE Band 85_10M Spectrum Plot



APPENDIX I - FREQUENCY STABILITY

Test Mode	LTE Band 4_CH20175_1.4M
-----------	-------------------------

Temperature vs. Frequency Stability

Temperature(°C)	Frequency Error (Hz)	Frequency Error (ppm)	Limit(ppm)
-20	7.03	0.00405772	± 2.5
-10	-5.45	-0.003145743	
0	-1.93	-0.001113997	
10	5.85	0.003376623	
20	4.55	0.002626263	
30	3.59	0.00207215	
40	6.19	0.003572872	
50	1.38	0.000796537	
60	-6.89	-0.003976912	
Max. Deviation (ppm)	7.03	0.00405772	

Voltage vs. Frequency Stability

Voltage(Volts)	Frequency Error (Hz)	Frequency Error (ppm)	Limit(ppm)
4.2	5.06	0.002920635	± 2.5
3.7	3.22	0.001858586	
3.3	-5.85	-0.003376623	
Max. Deviation (ppm)	-5.85	-0.003376623	

Test Mode	LTE Band 4_CH20175_3M
-----------	-----------------------

Temperature vs. Frequency Stability

Temperature(°C)	Frequency Error (Hz)	Frequency Error (ppm)	Limit(ppm)
-20	-6.29	-0.003630592	± 2.5
-10	5.81	0.003353535	
0	-5.51	-0.003180375	
10	4.17	0.002406926	
20	3.49	0.00201443	
30	-5.93	-0.003422799	
40	2.35	0.001356421	
50	-6.73	-0.00388456	
60	2.59	0.001494949	
Max. Deviation (ppm)	-6.73	-0.00388456	

Voltage vs. Frequency Stability

Voltage(Volts)	Frequency Error (Hz)	Frequency Error (ppm)	Limit(ppm)
4.2	6.45	0.003722944	± 2.5
3.7	3.99	0.00230303	
3.3	-6.39	-0.003688312	
Max. Deviation (ppm)	6.45	0.003722944	

Test Mode	LTE Band 4_CH20175_5M
-----------	-----------------------

Temperature vs. Frequency Stability

Temperature(°C)	Frequency Error (Hz)	Frequency Error (ppm)	Limit(ppm)
-20	5.98	0.003451659	± 2.5
-10	6.48	0.00374026	
0	6.27	0.003619048	
10	6.19	0.003572872	
20	-5.45	-0.003145743	
30	-4.84	-0.002793651	
40	-5.83	-0.003365079	
50	6.84	0.003948052	
60	-4.09	-0.00236075	
Max. Deviation (ppm)	6.84	0.003948052	

Voltage vs. Frequency Stability

Voltage(Volts)	Frequency Error (Hz)	Frequency Error (ppm)	Limit(ppm)
4.2	2.59	0.001494949	± 2.5
3.7	6.70	0.003867244	
3.3	1.66	0.000958153	
Max. Deviation (ppm)	6.7	0.003867244	

Test Mode	LTE Band 4_CH20175_10M
-----------	------------------------

Temperature vs. Frequency Stability

Temperature(°C)	Frequency Error (Hz)	Frequency Error (ppm)	Limit(ppm)
-20	1.95	0.001125541	± 2.5
-10	6.41	0.003699856	
0	-4.72	-0.002724387	
10	-5.82	-0.003359307	
20	-1.49	-0.000860029	
30	7.25	0.004184704	
40	2.92	0.001685426	
50	-3.95	-0.002279942	
60	-4.40	-0.002539683	
Max. Deviation (ppm)	7.25	0.004184704	

Voltage vs. Frequency Stability

Voltage(Volts)	Frequency Error (Hz)	Frequency Error (ppm)	Limit(ppm)
4.2	3.65	0.002106782	± 2.5
3.7	1.29	0.000744589	
3.3	7.14	0.004121212	
Max. Deviation (ppm)	7.14	0.004121212	