

FCC RF Exposure Exemption report

for

BLE Beacon Gateway

Model No.: iGS03E

FCC ID: 2AH2IIGS03E

of

Applicant: INGICS TECHNOLOGY CO., LTD.

**Address: 2F., No.15-2, Changshou St., Shulin Dist., New Taipei City 238,
Taiwan (R.O.C.)**

Tested and Prepared

by

Worldwide Testing Services (Taiwan) Co., Ltd.

FCC Registration No.: TW1477, TW1072

Industry Canada filed test laboratory Reg. No.: 20037, 5107A



Report No.: W6R22403-23347-EE



Registration number: W6R22403-23347-EE
FCC ID: 2AH2IIGS03E

TABLE OF CONTENTS

1 GENERAL INFORMATION.....2

1.1 NOTES.....2

1.2 TESTING LABORATORY3

1.3 APPLICATION DETAILS3

1.4 GENERAL INFORMATION OF TEST ITEM.....4

1.5 TEST STANDARDS.....5

2 TEST CONFIGURATION6

2.1 TEST ENVIRONMENT6

2.2 MEASUREMENT UNCERTAINTY6

2.3 TEST EQUIPMENT LIST.....7

3 EQUIVALENT ISOTROPIC RADIATED POWER (EIRP).....8

3.1 EXEMPTION LIMITS FOR ROUTINE EVALUATION..... 9



Worldwide Testing Services(Taiwan) Co., Ltd.

Registration number: W6R22403-23347-EE

FCC ID: 2AH2IIGS03E

1 General Information

1.1 Notes

The purpose of conformity testing is to increase the probability of adherence to the essential requirements or conformity specifications, as appropriate.

The complexity of the technical specifications, however, means that full and thorough testing is impractical for both technical and economic reasons.

Furthermore, there is no guarantee that a test sample which has passed all the relevant tests conforms to a specification.

Neither is there any guarantee that such a test sample will interwork with other genuinely open systems. The existence of the tests nevertheless provides the confidence that the test sample possesses the qualities as maintained and that its performance generally conforms to representative cases of communications equipment.

Laboratory disclaimer-

1. The test results of this test report relate exclusively to the item tested as specified in 1.5.
2. The test report may only be reproduced or published in full.
3. Reproduction or publication of extracts from the report requires the prior written approval of the Worldwide Testing Services(Taiwan) Co., Ltd.
4. Antenna gain is provided by applicant and laboratory issue relevant data and results.

Tester:

April 23, 2024

Brian Ng

Date

WTS-Lab.

Name

Signature

Technical responsibility for area of testing:

April 23, 2024

Kevin Wang

Date

WTS

Name

Signature



Worldwide Testing Services(Taiwan) Co., Ltd.

Registration number: W6R22403-23347-EE

FCC ID: 2AH2IIGS03E

1.2 Testing laboratory

1.2.1 Location

10m OATS

No.5-1, Lishui, Shuang Sing Village, Wanli Dist.,
New Taipei City 207, Taiwan (R.O.C.)

3 meter semi-anechoic chamber

No.35, Aly. 21, Ln. 228, Ankang Rd., Neihu Dist.,
Taipei City 114, Taiwan (R.O.C.)

Tel: 886-2-6613-0228

Worldwide Testing Services (Taiwan) Co., Ltd.

6F., No. 58, Ln. 188, Ruiguang Rd., Neihu Dist.,
Taipei City 114, Taiwan (R.O.C.)

Tel: 886-2-6606-8877

1.2.2 Details of accreditation status

Accredited testing laboratory

FCC filed test laboratory Reg. No.: TW1477, TW1072

Industry Canada filed test laboratory Reg. No.: 20037, 5107A

Test location, where different from Worldwide Testing Services (Taiwan) Co., Ltd. :

Name: ./.

Accredited no.: ./.

Street: ./.

Town: ./.

Country: ./.

1.3 Application details

Approval holder

Name: INGICS TECHNOLOGY CO., LTD.

Street: 2F., No.15-2, Changshou St., Shulin Dist.,

Town: New Taipei City 238,

Country: Taiwan (R.O.C.)


Manufacturer: (if applicable)

Name: ./.

Street: ./.

Town: ./.

Country: ./.



Registration number: W6R22403-23347-EE

FCC ID: 2AH2IIGS03E

Date of receipt of test item^(1st): December 07, 2020
Date of test^(1st): from December 08, 2020 to December 24, 2020
Date of receipt of test item^(2nd): April 09, 2024
Date of test^(2nd): from April 10, 2024 to April 22, 2024

1.4 General information of Test item

Type of test item: BLE Beacon Gateway
Model Number: iGS03E
Brand Name: INGICS
Multi-listing model number: ./.

Technical data:

Mode	Channel	Conducted Power (dBm)
BLE	Ch 0 : 2402 MHz	4.41
	Ch 19 : 2440 MHz	4.18
	Ch 39 : 2480 MHz	4.08

Number of Channels: 40
Operation modes: Duplex
Modulation Type: GFSK
Fixed point-to-point operation: Yes / No
Type of Antenna: Dipole antenna
Antenna gain: 2.11 dBi
Power supply: Adaptor 120 Va.c. (for test)
PoE
Host device: none

Classification :

Fixed Device	<input checked="" type="checkbox"/>
Mobile Device (Human Body distance > 20cm)	<input type="checkbox"/>
Portable Device (Human Body distance < 20cm)	<input type="checkbox"/>


Sample no.: #01

Manufacturer: (if applicable)

Name: ./.
Street: ./.
Town: ./.
Country: ./.

Special statement:

The differences are changing POE module and add testing max output power.



Registration number: W6R22403-23347-EE
FCC ID: 2AH2IIGS03E

1.5 Test standards

47 CFR FCC Part 2.1093
447498 D04 Interim General RF Exposure Guidance v01



Registration number: W6R22403-23347-EE

FCC ID: 2AH2IIGS03E

2 Test configuration

2.1 Test environment

Relative humidity content: 20 ... 75 %


Air pressure: 86 ... 103 kPa

Extreme conditions parameters: ./.

2.2 Measurement uncertainty

Test item Name	Uncertainty
Estimation Result of Uncertainty of Conducted Output Power Measurement (Peak Output Power (transmitter))	Expanded Uncertainty : 1.64 dB

The decision rule is: Measurement uncertainty is not included in the calculation of test results.



Worldwide Testing Services(Taiwan) Co., Ltd.


Registration number: W6R22403-23347-EE

FCC ID: 2AH2IIGS03E

2.3 Test Equipment List

Original

No.	Test equipment	Type	Serial No.	Manufacturer	Cal. Date	Next Cal. Date
ETSTW-CE 001	EMI TEST RECEIVER	ESHS10	842121/013	R&S	2020/6/11	2021/6/10
ETSTW-CE 003	AC POWER SOURCE	APS-9102	D161137	GW	Function Test	
ETSTW-CE 004	ZWEILEITER-V- NETZNACHBILDUNG TWO-LINE V-NETWORK	ESH3-Z5	840731/011	R&S	2020/11/6	2021/11/5
ETSTW-CE 006	IMPULSBEGRENZER PULSE LIMITER	ESH3-Z2	100226	R&S	2020/9/22	2021/9/21
ETSTW-CE 008	HF-EICHLITUNG RF STEP ATTENUATOR 139dB DPSP	334.6010.02	844581/024	R&S	Function Test	
ETSTW-CE 009	TEMP.&HUMIDITY CHAMBER	GTH-225-40-1P-U	MAA0305-009	GIANT FORCE	2020/7/22	2021/7/21
ETSTW-CE 016	TWO-LINE V-NETWORK	ENV216	100050	R&S	2020/10/26	2021/10/25
ETSTW-CE 028	MXE EMI Receiver	N9038A	MY53220110	Agilent	2020/7/29	2021/7/28
ETSTW-RE 003	EMI TEST RECEIVER	ESI 26	831438/001	R&S	2020/6/12	2021/6/11
ETSTW-RE 004	EMI TEST RECEIVER	ESI 40	832427/004	R&S	2020/9/14	2021/9/13
ETSTW-RE 012	TUNABLE BANDREJECT FILTER	D.C 0309	146	K&L	Function Test	
ETSTW-RE 013	TUNABLE BANDREJECT FILTER	D.C 0336	397	K&L	Function Test	
ETSTW-RE 018	MICROWAVE HORN ANTENNA	AT4560	27212	AR	2020/7/30	2021/7/29
ETSTW-RE 027	Passive Loop Antenna	6512	00034563	ETS-Lindgren	2020/7/8	2021/7/7
ETSTW-RE 030	Double-Ridged Guide Horn Antenna	3117	00035224	ETS-Lindgren	2020/4/22	2021/4/21
ETSTW-RE 042	Biconical Antenna	HK116	100172	R&S	2020/2/18	2021/2/17
ETSTW-RE 043	Log-Periodic Dipole Antenna	HL223	100166	R&S	2020/5/8	2021/5/7
ETSTW-RE 044	Log-Periodic Antenna	HL050	100094	R&S	2020/8/3	2021/8/2
ETSTW-RE 045	ESA-E SERIES SPECTRUM ANALYZER	E4404B	MY45111242	Agilent	Pre-test Use	
ETSTW-RE 050	Attenuator 10dB	50HF-010-1	None	JFW	2020/2/20	2021/2/19
ETSTW-RE 051	Attenuator 6dB	50HF-006-1	None	JFW	2020/2/20	2021/2/19
ETSTW-RE 053	Attenuator 3dB	50HF-003-1	None	JFW	2020/2/20	2021/2/19
ETSTW-RE 055	SPECTRUM ANALYZER	FSU 26	200074	R&S	2020/3/6	2021/3/5
ETSTW-RE 060	Attenuator 30dB	5015-30	F651012z-01	ATM	2020/2/20	2021/2/19
ETSTW-RE 062	Amplifier Module	CHC 2	None	KMIC	2020/5/15	2021/5/14
ETSTW-RE 064	Bluetooth Test Set	MT8852B-042	6K00005709	Anritsu	Function Test	
ETSTW-RE 069	Double-Ridged Guide Horn Antenna	3117	00069377	ETS-Lindgren	Function Test	
ETSTW-RE 072	CELL SITE TEST SET	8921A	3339A00375	HP	2020/10/15	2021/10/14
ETSTW-RE 088	SOLID STATE AMPLIFIER	KMA180265A01	99057	KMIC	2020/9/17	2021/9/16
ETSTW-RE 091	Match Pad	MDCS1500	None	WOKEN	2020/5/22	2021/5/21
ETSTW-RE 099	DC Block	50DB-007-1	None	JFW	2020/2/20	2021/2/19
ETSTW-RE 112	AC POWER SOURCE	TFC-1005	T-0A023536	T-Power	Function test	
ETSTW-RE 115	2.4GHz Notch Filter	N0124411	473874	MICROWAVE CIRCUITS	2020/1/13	2021/1/12



Worldwide Testing Services(Taiwan) Co., Ltd.

Registration number: W6R22403-23347-EE

FCC ID: 2AH2IIGS03E

ETSTW-RE 120	RF Player	MP9200	MP9210-111022	ADIVIC	Function test	
ETSTW-RE 122	SIGNAL GENERATOR	SMF100A	102149	R&S	2020/6/11	2021/6/10
ETSTW-RE 125	5GHz Notch filter	5NSL11-5200/E221.3-O/O	1	K&L Microwave	2020/8/7	2021/8/6
ETSTW-RE 126	5GHz Notch filter	5NSL12-5800/E221.3-O/O	1	K&L Microwave	2020/8/7	2021/8/6
ETSTW-RE 127	RF Switch Box	RFS-01	None	WTS	2020/2/20	2021/2/19
ETSTW-RE 128	5.3GHz Notch filter	N0153001	SN487233	Microwave Circuits	2020/8/7	2021/8/6
ETSTW-RE 129	5.5GHz Notch filter	N0555984	SN487234	Microwave Circuits	2020/8/7	2021/8/6
ETSTW-RE 130	Handheld RF Spectrum Analyzer	N9340A	CN0147000204	Agilent	Pre-test Use	
ETSTW-RE 142	Amplifier	8447D	2805A03378	Agilent	2020/5/15	2021/5/14
ETSTW-RE 146	Preamplifier	JPA-10M1G	15090004	JPT	2020/6/5	2021/6/4
ETSTW-RE 147	Bi-log Hybrid Antenna	MCTD 2786B	BLB16M04005	ETC	2020/4/9	2021/4/8
ETSTW-RE 148	Bi-log Hybrid Antenna	MCTD 2786B	BLB16M04006	ETC	2020/7/9	2021/7/8
ETSTW-RF 002	Electromagnetic field probe	LF-30	K-0007	STT	2020/6/9	2021/6/8
ETSTW-EMI 011	USB Compact Modulator	SFC-U	101689	R&S	2020/5/21	2021/5/20
ETSTW-GSM 002	Universal Radio Communication Tester	CMU 200	109439	R&S	2020/3/9	2021/3/8
ETSTW-GSM 003	Radio Communication Analyzer	MT8820C	6201342073	Anritsu	2020/4/20	2021/4/19
ETSTW-GSM 004	Wideband Radio Communication Tester	CMW500	128092	R&S	2020/11/10	2021/11/9
ETSTW-GSM 019	Band Reject Filter	WRCTF824/849-822/851-40/12+9SS	3	WI	2020/1/13	2021/1/12
ETSTW-GSM 020	Band Reject Filter	WRCD1747/1748-1743/1752-32/5SS	1	WI	2020/1/13	2021/1/12
ETSTW-GSM 021	Band Reject Filter	WRCD1879.5/1880.5-1875.5/1884.5-32/5SS	3	WI	2020/1/13	2021/1/12
ETSTW-GSM 022	Band Reject Filter	WRCT901.9/903.1-904.25-50/8SS	1	WI	2020/1/13	2021/1/12
ETSTW-GSM 023	Power Divider	4901.19.A	None	SUHNER	2020/9/8	2021/9/7
ETSTW-GSM 024	Radio Communication Analyzer	MT8821C	None	Anritsu	2020/3/27	2021/3/26
ETSTW-GSM 025	Band Reject Filter	BRM19835	001	Micro-Tronics	2020/8/7	2021/8/6
ETSTW-Cable 011	SMA to N type Cable	RGU-400	None	THERMAX	Pre-test Use NCR	
ETSTW-Cable 016	BNC Cable	Switch Box	B Cable 1	Schwarz beck	2020/2/20	2021/2/19
ETSTW-Cable 017	BNC Cable	X Cable	B Cable 2	Schwarz beck	2020/2/20	2021/2/19
ETSTW-Cable 018	BNC Cable	Y Cable	B Cable 3	Schwarz beck	2020/2/20	2021/2/19
ETSTW-Cable 019	BNC Cable	Z Cable	B Cable 4	Schwarz beck	2020/2/20	2021/2/19
ETSTW-Cable 020	N TYPE Cable	OATS Cable 1	N30N30-L335-15M	JYE BAO CO.,LTD.	2020/7/1	2021/6/30
ETSTW-Cable 027	Microwave Cable	SUCOFLEX 104	279083	HUBER+SUHNER	2020/5/8	2021/5/7
ETSTW-Cable 028	Microwave Cable	FA147A0015M2020	30064-2	UTIFLEX	2020/9/17	2021/9/16
ETSTW-Cable 029	Microwave Cable	FA147A0015M2020	30064-3	UTIFLEX	2020/9/17	2021/9/16
ETSTW-Cable 030	Microwave Cable	SUCOFLEX 104 (S_Cable 9)	279067	HUBER+SUHNER	2020/2/20	2021/2/19
ETSTW-Cable 043	Microwave Cable	SUCOFLEX 104	317576	HUBER+SUHNER	2020/5/15	2021/5/14
ETSTW-Cable 047	Microwave Cable	SUCOFLEX 104	325518	HUBER+SUHNER	2020/7/3	2021/7/2
ETSTW-Cable 058	Microwave Cable	SUCOFLEX 104	none	HUBER+SUHNER	2020/6/5	2021/6/4
ETSTW-Cable 064	Microwave Cable	SUCOFLEX 104	MY28891	HUBER+SUHNER	2020/5/15	2021/5/14



Worldwide Testing Services(Taiwan) Co., Ltd.


Registration number: W6R22403-23347-EE
 FCC ID: 2AH2IIGS03E

ETSTW-Cable 071	N TYPE CABLE	EMCCFD400-NM-NM-25000	170239	EMCI	2020/6/5	2021/6/4
ETSTW-Cable 072	SMA type cable (8m)	SUCOFLEX 104	805800/4	HUBER+SUHNER	2020/5/15	2021/5/14
ETSTW-Cable 074	SMA type cable (2m)	SUCOFLEX 104	802563/4	HUBER+SUHNER	2020/5/15	2021/5/14
WTSTW-SW 002	EMI TEST SOFTWARE	EZ EMC	None	Farad	Version ETS-03A1	
WTSTW-SW 006	EMI TEST SOFTWARE	e3	None	AUDIX	Version 9.161014	
WTSTW-SW 008	Signal studio	Agilent	None	AUDIX	Version 2.0.0.1	
ETSTW-TH 002	Thermohygrometer	608-H1	45204317	Testo	2020/9/23	2021/9/22
ETSTW-TH 003	Wireless weather station	GAIA	N/A	TFA	2020/12/3	2021/12/2

Add testing

Max Output Power

Code No.	Test equipment	Mode No.	Serial No.	Brand	Cal. Date	Next Cal. Date
ETSTW-RE 050	Attenuator 10dB	50HF-010-1	None	JFW	2024/2/16	2025/2/15
ETSTW-RE 055	SPECTRUM ANALYZER	FSU 26	200074	R&S	2024/3/7	2025/3/6
ETSTW-RE 099	DC Block	50DB-007-1	None	JFW	2024/2/16	2025/2/15
ETSTW-Cable 030	Microwave Cable	SUCOFLEX 104 (S_Cable 9)	279067	HUBER+SUHNER	2024/2/16	2025/2/15



Registration number: W6R22403-23347-EE

FCC ID: 2AH2IIGS03E

3 Equivalent Isotropic Radiated Power (EIRP)

FCC Rule: 15.247(b)(3)

EIRP = max. conducted output power + antenna gain

EIRP = 4.41 dBm + 2.11 dBi [antenna gain claimed by manufacturer] = 6.52 dBm = 4.4875 mW

3.1 Exemption Limits for Routine Evaluation according to 47 CFR FCC

Part 2 Subpart J, section 2.1091

FCC OET Bulletin 65 Edition 97.01 determines the equations for predicting RF fields and applicable limits.

The prediction for power density in the far-field but will over-predict power density in the near field, where it could be used for walking a “worst case” or conservative prediction.

Systems operating under the provisions of this section shall be operated in a manner that ensures that the public is not exposed to radio frequency energy levels in excess limit for maximum permissible exposure. In accordance with 47 CFR FCC Part 2 Subpart J, section 2.1091 this device has been defined as a mobile device whereby a distance of 20 cm normally can be maintained between the user and the device.

MPE Calculation Method

(A) Limits for Occupational/Controlled Exposure


Frequency Range (MHz)	Electric Field Strength (E) (V/m)	Magnetic Field Strength (H) (A/m)	Power Density (S) (mW/cm ²)	Averaging Time E ² , H ² or S (minutes)
0.3-3.0	614	1.63	(100)*	6
3.0-30	1842/f	4.89/f	(900/f ²)*	6
30-300	61.4	0.163	1.0	6
300-1500	--	--	f/300	6
1500-100,000	--	--	5	6

(B) Limits for General Population/Uncontrolled Exposure

Frequency Range (MHz)	Electric Field Strength (E) (V/m)	Magnetic Field Strength (H) (A/m)	Power Density (S) (mW/cm ²)	Averaging Time E ² , H ² or S (minutes)
0.3-1.34	614	1.63	(100)*	30
1.34-30	824/f	2.19/f	(180/f ²)*	30
30-300	27.5	0.073	0.2	30
300-1500	--	--	f/1500	30
1500-100,000	--	--	1.0	30

f = frequency in MHz

*Plane-wave equivalent power density



Worldwide Testing Services(Taiwan) Co., Ltd.

Registration number: W6R22403-23347-EE

FCC ID: 2AH2IIGS03E

E = Electric field (V/m) P = output power (W) G = EUT Antenna numeric gain (numeric)

d = Separation distance between radiator and human body (m)

The formula can be changed to $Pd \cdot \frac{30 \times P \times G}{377 \times d^2}$ mW/cm².

Established separation distance is 20 cm.

Operating frequency band : 2402-2480 MHz

The product meets RF exposure requirement.

Because the power density of 0.0009 mW/cm² at 2402 MHz is below the power density limit of 1 mW/cm².