

FCC PART 15 SUBPART C TEST REPORT

for

BLE-WiFi Gateway

Model No.: iGS01

FCC ID: 2AH2IIGS01

of

Applicant: INGICS TECHNOLOGY CO., LTD.

**Address: 1F., No.22, Aly. 2, Ln. 253, Jinmen St., Banqiao Dist.,
New Taipei City 22071, Taiwan**

Tested and Prepared

by

Worldwide Testing Services (Taiwan) Co., Ltd.

FCC Registration No.: 930600

Industry Canada filed test laboratory Reg. No. IC 5679A-1, IC 5107A-1

A2LA Accredited No.: 2732.01



Report No.: W6M21602-15593-C-1

6F, NO. 58, LANE 188, RUEY-KUANG RD., NEIHU TAIPEI 114, TAIWAN, R.O.C.
TEL: 886-2-66068877 FAX: 886-2-66068879 E-mail: wts@wts-lab.com




TABLE OF CONTENTS

1	GENERAL INFORMATION	2
1.1	NOTES.....	2
1.2	TESTING LABORATORY	3
1.2.1	Location	3
1.2.2	Details of accreditation status	3
1.3	DETAILS OF APPROVAL HOLDER.....	3
1.4	APPLICATION DETAILS	4
1.5	GENERAL INFORMATION OF TEST ITEM	4
1.6	TEST STANDARDS.....	5
2	TECHNICAL TEST	6
2.1	SUMMARY OF TEST RESULTS	6
2.2	TEST ENVIRONMENT	6
2.3	TEST EQUIPMENT LIST	7
2.4	GENERAL TEST PROCEDURE	9
3	TEST RESULTS (ENCLOSURE)	11
3.1	PEAK OUTPUT POWER (TRANSMITTER)	12
3.2	EQUIVALENT ISOTROPIC RADIATED POWER.....	19
3.3	RF EXPOSURE COMPLIANCE REQUIREMENTS	19
3.4	TRANSMITTER RADIATED EMISSIONS IN RESTRICTED BANDS.....	20
3.5	SPURIOUS EMISSIONS (TX)	21
3.6	RADIATED EMISSION ON THE BAND EDGE	23
3.7	MINIMUM 6 dB BANDWIDTH.....	28
3.8	PEAK POWER SPECTRAL DENSITY	35
3.9	RADIATED EMISSION FROM DIGITAL PART	42
3.10	POWER LINE CONDUCTED EMISSION	43

Appendix



Registration number: W6M21602-15593-C-1
FCC ID: 2AH2IIGS01

1 General Information

1.1 Notes

The purpose of conformity testing is to increase the probability of adherence to the essential requirements or conformity specifications, as appropriate.

The complexity of the technical specifications, however, means that full and thorough testing is impractical for both technical and economic reasons.

Furthermore, there is no guarantee that a test sample which has passed all the relevant tests conforms to a specification.

Neither is there any guarantee that such a test sample will interwork with other genuinely open systems. The existence of the tests nevertheless provides the confidence that the test sample possesses the qualities as maintained and that its performance generally conforms to representative cases of communications equipment.

The test results of this test report relate exclusively to the item tested as specified in 1.5.

The test report may only be reproduced or published in full.

Reproduction or publication of extracts from the report requires the prior written approval of the Worldwide Testing Services(Taiwan) Co., Ltd.

Specific Conditions:

Usage of the hereunder tested device in combination with other integrated or external antennas requires at least additional output power measurements, spurious emission measurements, conducted emission measurements (AC supply lines) and radio frequency exposure evaluations for each individual configuration performed, for certification by FCC.

Tester:

May 03, 2016

Spencer Yang

Date

WTS-Lab.

Name

Signature

Technical responsibility for area of testing:

May 03, 2016


Kevin Wang

Date

WTS

Name

Signature



Registration number: W6M21602-15593-C-1

FCC ID: 2AH2IIGS01

1.2 Testing laboratory

1.2.1 Location

OATS

No.5-1, Lishui, Shuang Sing Village,

Wanli Dist., New Taipei City 207,

Taiwan (R.O.C.)

3 meter semi-anechoic chamber

No.35, Aly. 21, Ln. 228, Ankang Rd., Neihu Dist., Taipei City 114, Taiwan (R.O.C.)

TEL:886-2-6613-0228

FAX:886-2-2791-5046

Company

Worldwide Testing Services(Taiwan) Co., Ltd.

6F, NO. 58, LANE 188, RUEY-KUANG RD.

NEIHU, TAIPEI 114, TAIWAN R.O.C.

Tel : 886-2-66068877

Fax : 886-2-66068879

1.2.2 Details of accreditation status

Accredited testing laboratory

A2LA accredited number: 2732.01

FCC filed test laboratory Reg. No. 930600

Industry Canada filed test laboratory Reg. No. IC 5679A-1, IC 5107A-1

Test location, where different from Worldwide Testing Services (Taiwan) Co., Ltd. :

Name: ./.

Accredited number: ./.

Street: ./.

Town: ./.

Country: ./.

Telephone: ./.

Fax: ./.

1.3 Details of approval holder

Name: INGICS TECHNOLOGY CO., LTD.

Street: 1F., No.22, Aly. 2, Ln. 253, Jinmen St., Banqiao Dist.,

Town: New Taipei City 22071,

Country: Taiwan

Telephone: 02-2686-8632

Fax: 02-8964-1920



Registration number: W6M21602-15593-C-1

FCC ID: 2AH2IIGS01

1.4 Application details

Date of receipt of test item: February 03, 2016

Date of test: from February 04, 2016 to May 03, 2016

1.5 General information of Test item

Type of test item: BLE-WiFi Gateway

Model Number: iGS01

Brand Name: INGICS

Multi-listing model number: without

Photos: see Appendix

Technical data

Frequency band: 2.4 GHz – 2.4835 GHz

WLAN (11b, 11g, 11n 20MHz)

Frequency (ch 1 or A): 2.412 GHz

Frequency (ch 6 or B): 2.437 GHz

Frequency (ch 11 or C): 2.462 GHz

Bluetooth low energy

Frequency (ch 0 or A): 2.402 GHz

Frequency (ch 19 or B): 2.440 GHz

Frequency (ch 39 or C): 2.480 GHz

Number of Channels: WLAN: 11 ch, Bluetooth low energy: 40 ch

Operation modes: Duplex

Modulation Type: DSSS, OFDM, GFSK

Fixed point-to-point operation: Yes / No

Type of Antenna: WLAN: Dipole, Bluetooth low energy: PCB

Antenna gain: WLAN: 2 dBi, Bluetooth low energy: 3 dBi

Power supply: USB 5 VDC (Power from PC)

Emission designator:
11b: DSSS: 11M4G1D
11g: OFDM: 16M6D1D
11n 20MHz: OFDM: 17M8D1D
Bluetooth low energy: 996KG1D

Host device: none



Worldwide Testing Services(Taiwan) Co., Ltd.

Registration number: W6M21602-15593-C-1

FCC ID: 2AH2IIGS01

Classification :

Fixed Device	<input type="checkbox"/>
Mobile Device (Human Body distance > 20cm)	<input checked="" type="checkbox"/>
Portable Device (Human Body distance < 20cm)	<input type="checkbox"/>
Modular Radio Device	<input type="checkbox"/>

Transmitter

Unom

802.11b

Power (ch 1 or A): Conducted: 14.68 dBm
 Power (ch 6 or B): Conducted: 14.94 dBm
 Power (ch 11 or C): Conducted: 15.13 dBm

802.11g

Power (ch 1 or A): Conducted: 4.44 dBm
 Power (ch 6 or B): Conducted: 4.31 dBm
 Power (ch 11 or C): Conducted: 4.53 dBm

802.11n20 MHz

Power (ch 1 or A): Conducted: 2.94 dBm
 Power (ch 6 or B): Conducted: 2.63 dBm
 Power (ch 11 or C): Conducted: 2.87 dBm

Bluetooth low energy

Power (ch 0 or A): Conducted: -2.43 dBm
 Power (ch 19 or B): Conducted: -1.80 dBm
 Power (ch 39 or C): Conducted: -1.39 dBm

Manufacturer: (if applicable)

Name: ./.
 Street: ./.
 Town: ./.
 Country: ./.

1.6 Test standards

Technical standard : FCC RULES PART 15 SUBPART C § 15.247 (2015-10)



Registration number: W6M21602-15593-C-1

FCC ID: 2AH2IIGS01

2 Technical test

2.1 Summary of test results

No deviations from the technical specification(s) were ascertained in the course of the tests performed.

or

The deviations as specified in 2.5 were ascertained in the course of the tests performed.

2.2 Test environment

Temperature: 23 °C

Relative humidity content: 20 ... 75 %

Air pressure: 86 ... 103 kPa

Power supply: USB 5 VDC (Power from PC)

Extreme conditions parameters: ./.



Registration number: W6M21602-15593-C-1

FCC ID: 2AH2IIGS01

2.3 Test Equipment List

No.	Test equipment	Type	Serial No.	Manufacturer	Cal. Date	Next Cal. Date
ETSTW-CE 001	EMI TEST RECEIVER	ESHS10	842121/013	R&S	2015/9/4	2016/9/3
ETSTW-CE 003	AC POWER SOURCE	APS-9102	D161137	GW	Function Test	
ETSTW-CE 008	HF-EICHLITUNG RF STEP ATTENUATOR 139dB DPSP	334.6010.02	844581/024	R&S	Function Test	
ETSTW-CE 009	TEMP.&HUMIDITY CHAMBER	GTH-225-40-1P-U	MAA0305-009	GIANT FORCE	2015/7/13	2016/7/12
ETSTW-CE 016	TWO-LINE V-NETWORK	ENV216	100050	R&S	2015/9/7	2016/9/6
ETSTW-RE 003	EMI TEST RECEIVER	ESI 26	831438/001	R&S	2015/8/14	2016/8/13
ETSTW-RE 004	EMI TEST RECEIVER	ESI 40	832427/004	R&S	2015/9/4	2016/9/3
ETSTW-RE 005	EMI TEST RECEIVER	ESVS10	843207/020	R&S	2015/8/14	2016/8/13
ETSTW-RE 012	TUNABLE BANDREJECT FILTER	D.C 0309	146	K&L	Function Test	
ETSTW-RE 013	TUNABLE BANDREJECT FILTER	D.C 0336	397	K&L	Function Test	
ETSTW-RE 018	MICROWAVE HORN ANTENNA	AT4560	27212	AR	2015/6/22	2016/6/21
ETSTW-RE 027	Passive Loop Antenna	6512	00034563	ETS-Lindgren	2015/6/16	2016/6/15
ETSTW-RE 030	Double-Ridged Guide Horn Antenna	3117	00035224	ETS-Lindgren	2016/3/23	2017/3/22
ETSTW-RE 042	Biconical Antenna	HK116	100172	R&S	2016/1/25	2017/1/24
ETSTW-RE 043	Log-Periodic Dipole Antenna	HL223	100166	R&S	2016/3/28	2017/3/27
ETSTW-RE 044	Log-Periodic Antenna	HL050	100094	R&S	2016/4/14	2017/4/13
ETSTW-RE 045	ESA-E SERIES SPECTRUM ANALYZER	E4404B	MY45111242	Agilent	Pre-test Use	
ETSTW-RE 050	Attenuator 10dB	50HF-010-1	None	JFW	2016/2/25	2017/2/24
ETSTW-RE 051	Attenuator 6dB	50HF-006-1	None	JFW	2016/2/25	2017/2/24
ETSTW-RE 053	Attenuator 3dB	50HF-003-1	None	JFW	2016/2/25	2017/2/24
ETSTW-RE 055	SPECTRUM ANALYZER	FSU 26	200074	R&S	2016/2/27	2017/2/26
ETSTW-RE 060	Attenuator 30dB	5015-30	F651012z-01	ATM	2016/2/25	2017/2/24
ETSTW-RE 062	Amplifier Module	CHC 2	None	KMIC	2016/4/13	2017/4/12
ETSTW-RE 064	Bluetooth Test Set	MT8852B-042	6K00005709	Anritsu	Function Test	
ETSTW-RE 069	Double-Ridged Guide Horn Antenna	3117	00069377	ETS-Lindgren	Function Test	
ETSTW-RE 072	CELL SITE TEST SET	8921A	3339A00375	HP	2015/9/6	2016/9/5
ETSTW-RE 088	SOLID STATE AMPLIFIER	KMA180265A01	99057	KMIC	2015/9/21	2016/9/20
ETSTW-RE 099	DC Block	50DB-007-1	None	JFW	2016/2/25	2017/2/24
ETSTW-RE 112	AC POWER SOURCE	TFC-1005	T-0A023536	T-Power	Function test	
ETSTW-RE 115	2.4GHz Notch Filter	N0124411	473874	MICROWAVE CIRCUITS	2016/1/13	2017/1/12
ETSTW-RE 120	RF Player	MP9200	MP9210-111022	ADIVIC	Function test	
ETSTW-RE 122	SIGNAL GENERATOR	SMF100A	102149	R&S	2015/6/8	2016/6/7
ETSTW-RE 125	5GHz Notch filter	5NSL11-5200/E221.3-O/O	1	K&L Microwave	2015/8/11	2016/8/10



Worldwide Testing Services(Taiwan) Co., Ltd.

Registration number: W6M21602-15593-C-1
FCC ID: 2AH2IIGS01

ETSTW-RE 126	5GHz Notch filter	5NSL11-5800/E221.3-O/O	1	K&L Microwave	2015/8/11	2016/8/10
ETSTW-RE 127	RF Switch Box	RFS-01	None	WTS	2016/2/25	2017/2/24
ETSTW-RE 128	5.3GHz Notch filter	N0153001	SN487233	Microwave Circuits	2015/8/11	2016/8/10
ETSTW-RE 129	5.5GHz Notch filter	N0555984	SN487234	Microwave Circuits	2015/8/11	2016/8/10
ETSTW-RE 130	Handheld RF Spectrum Analyzer	N9340A	CN0147000204	Agilent	Pre-test Use	
ETSTW-RE 142	Amplifier	8447D	2805A03378	Agilent	2016/4/13	2017/4/12
ETSTW-RE 143	Humidity Temperature Meter	TES-1260	110104623	TES	2015/9/9	2016/9/8
ETSTW-RE 147	Bi-log Hybrid Antenna	MCTD 2786B	BLB16M04005	ETC	2016/3/31	2017/3/30
ETSTW-GSM 002	Universal Radio Communication Tester	CMU 200	109439	R&S	2016/3/4	2017/3/3
ETSTW-GSM 003	Radio Communication Analyzer	MT8820C	6201342073	Anritsu	2016/2/3	2017/2/2
ETSTW-GSM 019	Band Reject Filter	WRCTF824/849-822/851-40 /12+9SS	3	WI	2016/1/13	2017/1/12
ETSTW-GSM 020	Band Reject Filter	WRCD1747/1748-1743/1752-32/5SS	1	WI	2016/1/13	2017/1/12
ETSTW-GSM 021	Band Reject Filter	WRCD1879.5/1880.5-1875.5/1884.5-32/5SS	3	WI	2016/1/13	2017/1/12
ETSTW-GSM 022	Band Reject Filter	WRCT901.9/903.1-904.25-50/8SS	1	WI	2016/1/13	2017/1/12
ETSTW-GSM 023	Power Divider	4901.19.A	None	SUHNER	2015/9/16	2016/9/15
ETSTW-Cable 010	BNC Cable	5 M BNC Cable	None	JYE BAO CO.,LTD.	2015/9/11	2016/9/10
ETSTW-Cable 011	BNC Cable	BNC Cable 1	None	JYE BAO CO.,LTD.	Pre-test Use NCR	
ETSTW-Cable 012	N TYPE To SMA Cable	Cable 012	None	JYE BAO CO.,LTD.	2015/9/11	2016/9/10
ETSTW-Cable 016	BNC Cable	Switch Box	B Cable 1	Schwarz beck	2016/2/24	2017/2/23
ETSTW-Cable 017	BNC Cable	X Cable	B Cable 2	Schwarz beck	2016/2/24	2017/2/23
ETSTW-Cable 018	BNC Cable	Y Cable	B Cable 3	Schwarz beck	2016/2/24	2017/2/23
ETSTW-Cable 019	BNC Cable	Z Cable	B Cable 4	Schwarz beck	2016/2/24	2017/2/23
ETSTW-Cable 020	N TYPE Cable	OATS Cable 1	N30N30-L335-15M	JYE BAO CO.,LTD.	2016/4/22	2017/4/21
ETSTW-Cable 022	N TYPE Cable	5006	0002	JYE BAO CO.,LTD.	2016/4/7	2017/4/6
ETSTW-Cable 026	Microwave Cable	SUCOFLEX 104	279075	HUBER+SUHNER	2016/2/25	2017/2/24
ETSTW-Cable 027	Microwave Cable	SUCOFLEX 104	279083	HUBER+SUHNER	2015/5/14	2016/5/13
ETSTW-Cable 028	Microwave Cable	FA147A0015M2020	30064-2	UTIFLEX	2015/9/21	2016/9/20
ETSTW-Cable 029	Microwave Cable	FA147A0015M2020	30064-3	UTIFLEX	2015/9/21	2016/9/20
ETSTW-Cable 030	Microwave Cable	SUCOFLEX 104 (S_Cable 9)	279067	HUBER+SUHNER	2016/2/25	2017/2/24
ETSTW-Cable 031	Microwave Cable	SUCOFLEX 104 (S_Cable 10)	238092	HUBER+SUHNER	2016/4/13	2017/4/12
ETSTW-Cable 043	Microwave Cable	SUCOFLEX 104	317576	HUBER+SUHNER	2016/4/13	2017/4/12
ETSTW-Cable 048	Microwave Cable	SUCOFLEX 104	325518	HUBER+SUHNER	2016/4/13	2017/4/12
ETSTW-Cable 058	Microwave Cable	SUCOFLEX 104	none	HUBER+SUHNER	2016/4/7	2017/4/6
ETSTW-Cable 064	Microwave Cable	SUCOFLEX 104	MY28891	HUBER+SUHNER	2016/4/13	2017/4/12
WTSTW-SW 002	EMI TEST SOFTWARE	EZ EMC	None	Farad	Version ETS-03A1	



Registration number: W6M21602-15593-C-1
FCC ID: 2AH2IIGS01

2.4 General Test Procedure

POWER LINE CONDUCTED INTERFERENCE: The procedure used was ANSI STANDARD C63.10-2013 6.2 using a 50 μ H LISN (if necessary). Both lines were observed. The bandwidth of the spectrum analyzer was 10 kHz with an appropriate sweep speed.

RADIATION INTERFERENCE: The test procedure used was according to ANSI STANDARD C63.10-2013 6.3 employing a spectrum analyzer. For investigated frequency is equal to or below 1GHz, the RBW and VBW of the spectrum analyzer was 100 kHz and 100kHz respectively with an appropriate sweep speed. For investigated frequency is above 1GHz, both of RBW and VBW of the spectrum analyzer were 1 MHz with an appropriate sweep speed. The analyzer was calibrated in dB above a microvolt at the output of the antenna.

FORMULA OF CONVERSION FACTORS: The Field Strength at 3m was established by adding the meter reading of the spectrum analyzer (which is set to read in units of dB μ V) to the antenna correction factor supplied by the antenna manufacturer. The antenna correction factors are stated in terms of dB.

Example:

Freq (MHz) METER READING + ACF + CABLE LOSS (to the receiver) = FS
33 20 dB μ V + 10.36 dB + 6 dB = 36.36 dB μ V/m @3m

The EUT was placed on a table 80 cm high and with dimensions of 1m by 1.5m (non metallic table) and arranged according to ANSI C63.10-2013 6.2.2. The table used for radiated measurements is capable of continuous rotation. The spectrum was scanned from 30 MHz to the frequency specified as follows:

- (1) If the intentional radiator operates below 10 GHz: to the tenth harmonic of the highest fundamental frequency or to 40 GHz, whichever is lower.
- (2) If the intentional radiator operates at or above 10 GHz and below 30 GHz: to the fifth harmonic of the highest fundamental frequency or to 100 GHz, whichever is lower.
- (3) If the intentional radiator operates at or above 30 GHz: to the fifth harmonic of the highest fundamental frequency or to 200 GHz, whichever is lower, unless specified otherwise elsewhere in the rules.
- (4) If the intentional radiator contains a digital device, regardless of whether this digital device controls the functions of the intentional radiator or the digital device is used for additional control or function purposes other than to enable the operation of the intentional radiator, the frequency range shall be investigated up to the range specified in paragraphs (a)(1)-(a)(3) of this section or the range applicable to the digital device, as shown in paragraph (b)(1) of this Section, whichever is the higher frequency range of investigation.

For hand-held devices, a exploratory test was performed with three (3) orthogonal planes to determine the highest emissions.

Measurements were made by Worldwide Testing Services(Taiwan) Co., Ltd. at the registered open field test site located at No.5-1, Lishui, Shuang Sing Village, Wanli Dist., New Taipei City 207, Taiwan (R.O.C.). The Registration Number: 930600.

When an emission was found, the table was rotated to produce the maximum signal strength. At this point, the antenna was raised and lowered from 1m to 4m. The antenna was placed in both the horizontal and vertical planes.



Registration number: W6M21602-15593-C-1

FCC ID: 2AH2IIGS01

When the radiated emission limits are expressed in terms of the average value of the emission, and pulsed operation is employed, the measurement field strength shall be determined by averaging over one complete pulse train, including blanking intervals, as long as the pulse train does not exceed 0.1 seconds. As an alternative (provided the transmitter operates for longer than 0.1 seconds) or in cases where the pulse train exceeds 0.1 seconds, the measured field strength shall be determined from the average absolute voltage during a 0.1 second interval during which the field strength is at its maximum value.

The formula is as follows:

Average = Peak + Duty Factor

Duty Factor = $20 \log(\text{dwell time}/T)$

T = 100ms when the pulse train period is over 100 ms or the period of the pulse train.

Modified Limits for peak according to 15.35 (b) = Max Permitted average Limits + 20dB

ANSI STANDARD C63.10-2013 B.2.7: Any measurements that utilize special test software shall be indicated and referenced in the test report. During testing, test software 'EZ EMC' was used for setting up different operation modes.



Registration number: W6M21602-15593-C-1
 FCC ID: 2AH2IIGS01

3 Test results (enclosure)

TEST CASE	Para. Number	Required	Test passed	Test failed
Peak Output Power	15.247(b)	<input checked="" type="checkbox"/>	<input checked="" type="checkbox"/>	<input type="checkbox"/>
Equivalent isotropically radiated Power	15.247(b)	<input checked="" type="checkbox"/>	<input checked="" type="checkbox"/>	<input type="checkbox"/>
Spurious Emissions radiated – Transmitter operating	15.247(c): 15.209	<input checked="" type="checkbox"/>	<input checked="" type="checkbox"/>	<input type="checkbox"/>
Band Edge Measurement	15.247(d)	<input checked="" type="checkbox"/>	<input checked="" type="checkbox"/>	<input type="checkbox"/>
Minimum 6 dB Bandwidth	15.247(a)(2)	<input checked="" type="checkbox"/>	<input checked="" type="checkbox"/>	<input type="checkbox"/>
Peak Power Spectral Density	15.247(e)	<input checked="" type="checkbox"/>	<input checked="" type="checkbox"/>	<input type="checkbox"/>
Radiated Emission from Digital Part	15.109	<input type="checkbox"/>	<input type="checkbox"/>	<input type="checkbox"/>
Power Line Conducted Emission	15.207	<input checked="" type="checkbox"/>	<input checked="" type="checkbox"/>	<input type="checkbox"/>



Registration number: W6M21602-15593-C-1
FCC ID: 2AH2IIGS01

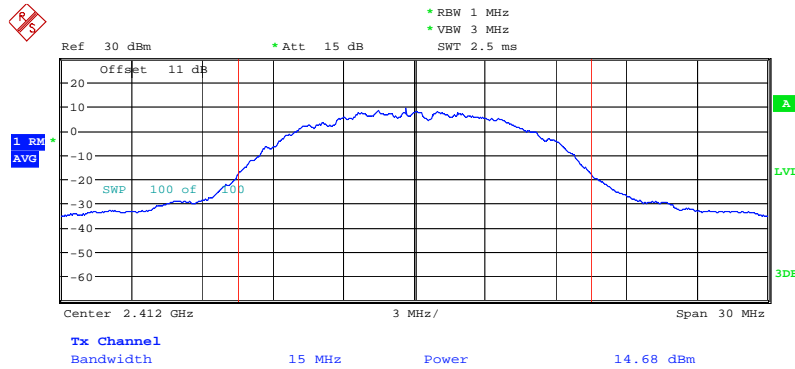
3.1 Peak Output Power (transmitter)

FCC Rule: 15.247(b)(3)

This measurement applies to equipment with an integral antenna and to equipment with an antenna connector and equipped with an antenna as declared by the applicant.

The power was measured with modulation (declared by the applicant).

802.11b

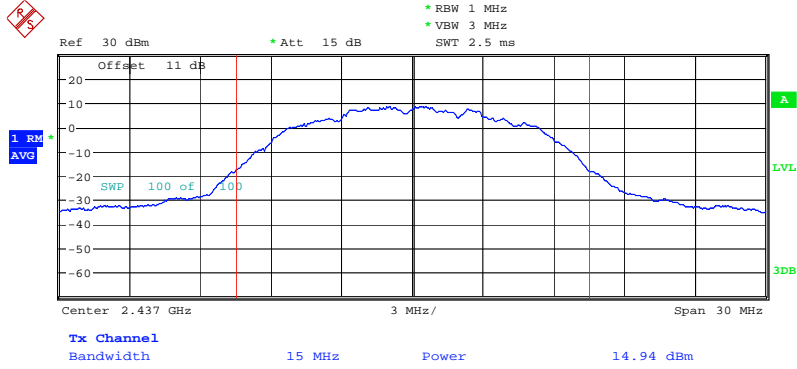


MAX OUTPUT POWER 802.11B CH01
Date: 22.APR.2016 19:51:38

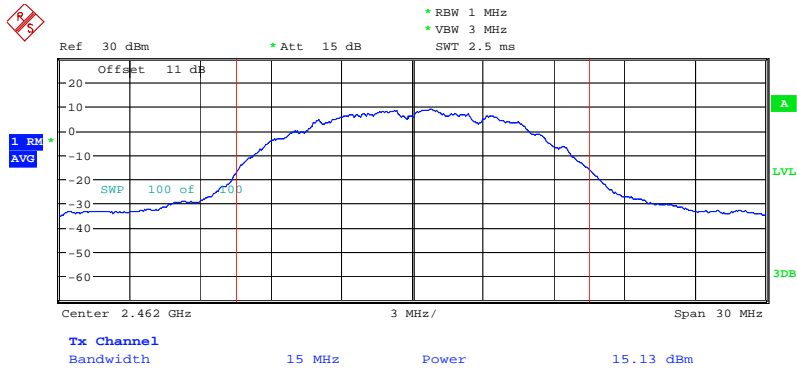


Worldwide Testing Services(Taiwan) Co., Ltd.

Registration number: W6M21602-15593-C-1
FCC ID: 2AH2IIGS01



MAX OUTPUT POWER 802.11B CH06
Date: 22.APR.2016 19:52:37



MAX OUTPUT POWER 802.11B CH11
Date: 22.APR.2016 19:53:28

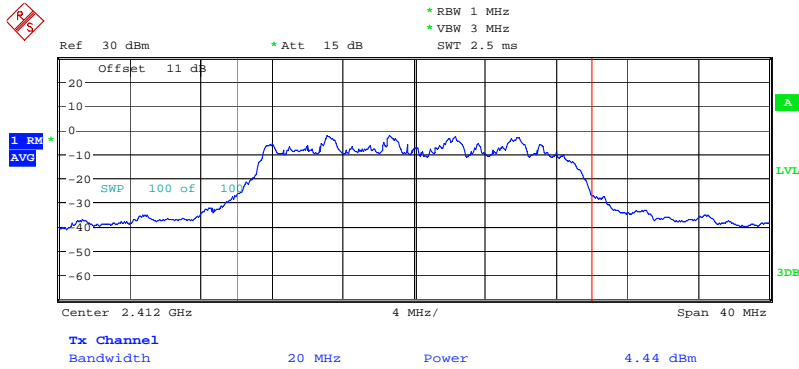


Worldwide Testing Services(Taiwan) Co., Ltd.

Registration number: W6M21602-15593-C-1

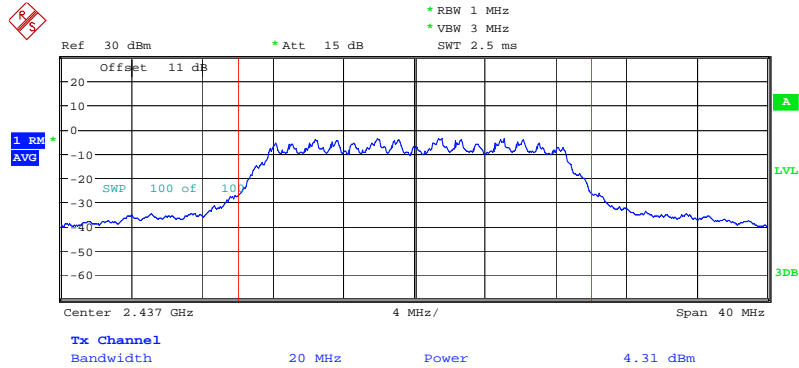
FCC ID: 2AH2IIGS01

802.11g



MAX OUTPUT POWER 802.11G CH01

Date: 22.APR.2016 19:54:26

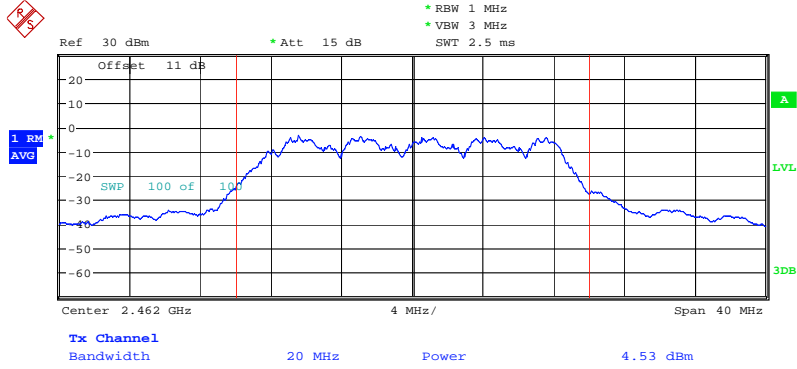


MAX OUTPUT POWER 802.11G CH06

Date: 22.APR.2016 19:55:00

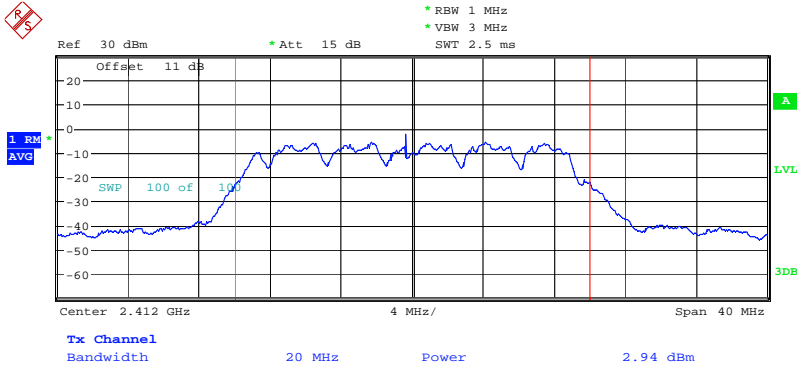


Registration number: W6M21602-15593-C-1
FCC ID: 2AH2IIGS01



MAX OUTPUT POWER 802.11G CH11
Date: 22.APR.2016 19:56:27

802.11n20 MHz

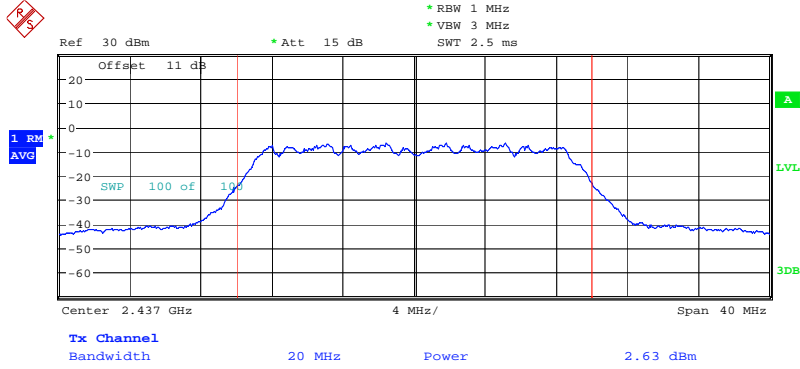


MAX OUTPUT POWER 802.11N 20MHZ CH01
Date: 22.APR.2016 19:58:19



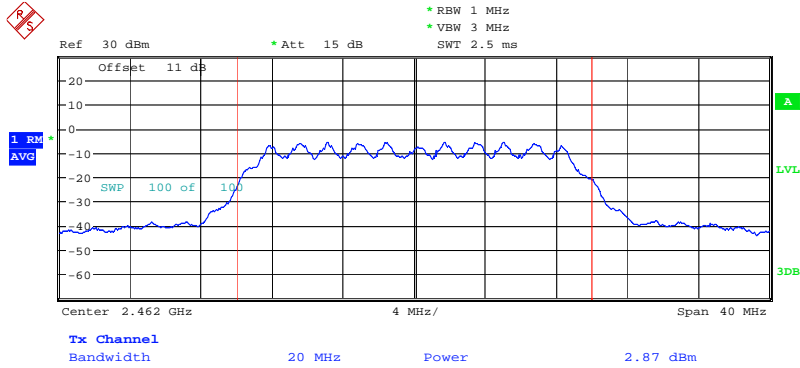
Worldwide Testing Services(Taiwan) Co., Ltd.

Registration number: W6M21602-15593-C-1
FCC ID: 2AH2IIGS01




MAX OUTPUT POWER 802.11N 20MHZ CH06

Date: 22.APR.2016 19:59:01



MAX OUTPUT POWER 802.11N 20MHZ CH11

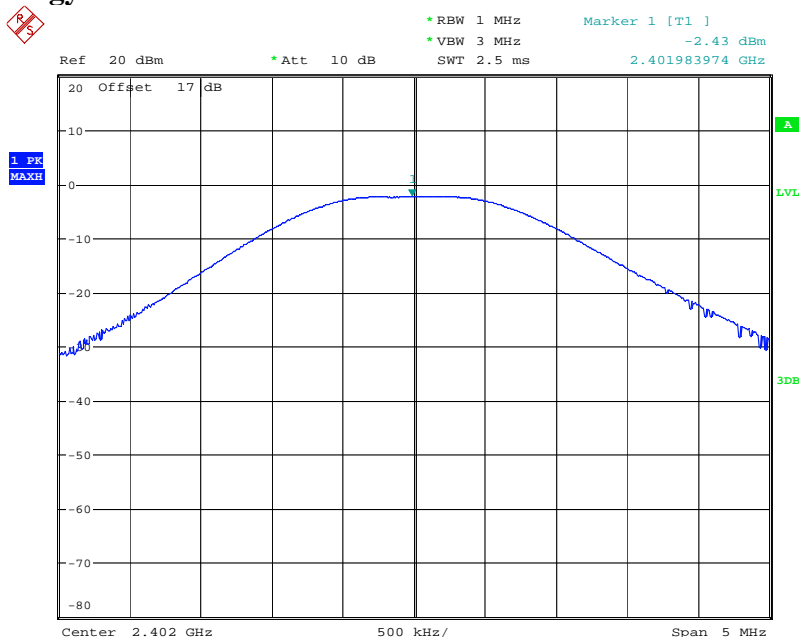
Date: 22.APR.2016 20:00:24



Registration number: W6M21602-15593-C-1

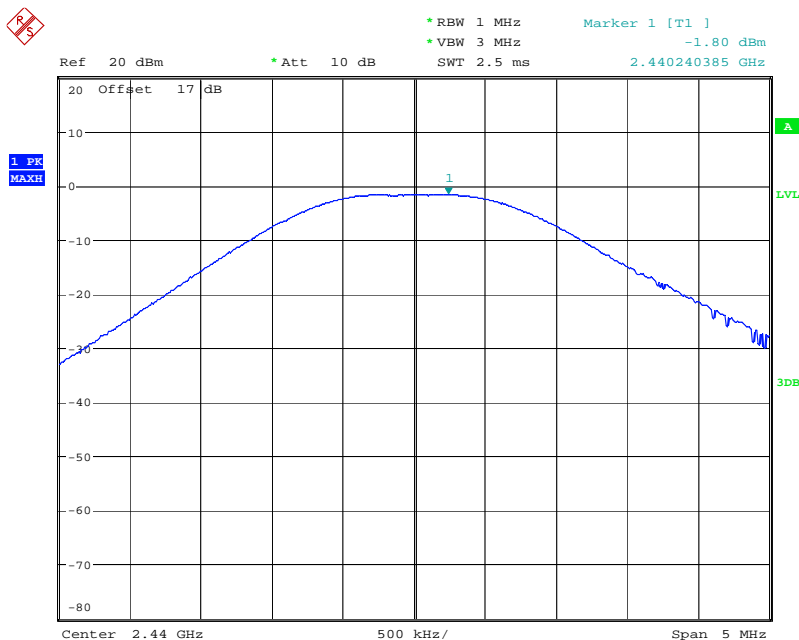
FCC ID: 2AH2IIGS01

Bluetooth low energy



MAX OUTPUT POWER BT4.0 CH00

Date: 22.APR.2016 20:22:19

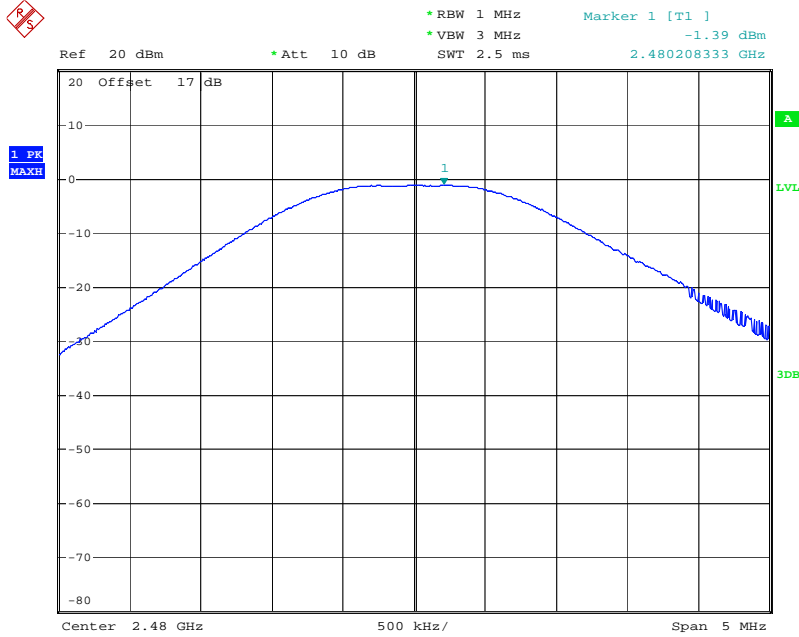


MAX OUTPUT POWER BT4.0 CH19

Date: 22.APR.2016 20:23:29



Registration number: W6M21602-15593-C-1
 FCC ID: 2AH2IIGS01



MAX OUTPUT POWER BT4.0 CH39
 Date: 22.APR.2016 20:24:23

Limits:

Frequency MHz	Power dBm
902 - 928	30
2400 – 2483.5	30
5725 – 5850	30

In case of employing transmitter antennas having antenna gain > 6 dBi and using fixed point-to point operation consider §15.247 (b)(4)

Test equipment used: ETSTW-RE 055, ETSTW-RE 050



Registration number: W6M21602-15593-C-1
 FCC ID: 2AH2IIGS01

3.2 Equivalent isotropic radiated power

FCC Rule: 15.247(b)(3)

max. conducted output power = 15.13 dBm

Limit: EIRP = +36 dBm for Antenna gain <6dBi

Test equipment used: ETSTW-RE 055

3.3 RF Exposure Compliance Requirements

FCC OET Bulletin 65 Edition 97.01 determines the equations for predicting RF fields and applicable limits.

The prediction for power density in the far-field but will over-predict power density in the near field, where it could be used for walking a “worst case” or conservative prediction.

$$S = \frac{PG}{4\pi R^2}$$

- S – Power Density
- P – Output power ERP
- R – Distance
- D – Cable Loss
- AG – Antenna Gain

Item	Unit	Value	Remarks
P	mW	32.5837	Peak value
D	dB		
AG	dBi	2	
G		1.5849	Calculated Value
R	cm	20	Assumed value
S	mW/cm ²	0.0103	Calculated value

Limits:

Limit for General Population / Uncontrolled Exposure	
Frequency (MHz)	Power Density (mW/cm ²)
1500 – 100.000	1.0



Registration number: W6M21602-15593-C-1
FCC ID: 2AH2IIGS01

3.4 Transmitter Radiated Emissions in Restricted Bands

FCC Rules: 15.247 (c), 15.205, 15.209, 15.35

Radiated emission measurements were performed from 30 MHz to 26500 MHz.

For radiated emission tests, the analyzer setting was as followings:

Frequency \leq 1 GHz, RBW:100 kHz, VBW: 100 kHz (Peak measurements)

Frequency $>$ 1 GHz, RBW: 1 MHz, VBW: 1 MHz (Peak measurements)

Frequency $>$ 1 GHz , RBW:1 MHz , VBW: 10 Hz (Average measurements)

Limits.

For frequencies below 1GHz:

Frequency of Emission (MHz)	Field strength (microvolts/meter)	Field Strength (dB microvolts/meter)
30 - 88	100	40.0
88 - 216	150	43.5
216 - 960	200	46.0
Above	500	54.0

For frequencies above 1GHz (Average measurements).

Guidance on Measurement of Digit Transmission Systems:

“If the emission is pulsed, modify the unit for continuous operation, use the setting shown above, then correct the reading by subtracting the peak-average correction factor, derived from the appropriate duty cycle calculation.”

The correction factor, based on the total channel dwell time in a 100 ms period, may be mathematically applied to a measurement made with an average detector, to further reduce the value.

Duty cycle correction = $20 \log (\text{dwell time} / 100\text{ms})$

Note: No duty cycle correction was added to the reading of this EUT.

Explanation: see attached diagrams in Appendix.



Registration number: W6M21602-15593-C-1

FCC ID: 2AH2IIGS01

3.5 Spurious Emissions (tx)

Spurious emission was measured with modulation (declared by manufacturer).

In any 100 kHz bandwidth outside the frequency band in which the intentional radiator is operating, the radio frequency power that is produced by the intentional radiator shall be at least 20dB below that in the 100 kHz bandwidth within the band that contains the highest level of the desired power, based on either an RF conducted or a radiated measurement. Attenuation below the general limits specified in § 15.209(a) is not required. In addition, radiated emissions which fall in the restricted bands, as defined in § 15.205(a), must also comply with the radiated emission limits specified in § 15.209(a) (see § 15.205(c))

FCC Rule: 15.247(c), 15.35

For out of band emissions that are close to or that exceed the 20 dB attenuation requirement described in the specification, radiated measurements were performed at a 3 m separation distance to determine whether these emissions complied with the general radiated emission requirement.

Limits:

For frequencies above 1GHz (Peak measurements).

Modified Limit for peak according to 15.35 (b) = Max Permitted average Limits + 20dB

For frequencies above 1GHz (Average measurements).

Max. reading – 20dB

Max. reading – 20 dB

Guidance on Measurement of Digit Transmission Systems:

“If the emission is pulsed, modify the unit for continuous operation, use the settings shown above, then correct the reading by subtracting the peak-average correction factor, derived from the appropriate duty cycle calculation.”

The correction factor, based on the total channel dwell time in a 100 ms period, may be mathematically applied to a measurement made with an average detector, to further reduce the value.

Duty Cycle correction = $20 \log (\text{dwell time}/100\text{ms})$

Note: No duty cycle correction was added to the reading of EUT.



Worldwide Testing Services(Taiwan) Co., Ltd.

Registration number: W6M21602-15593-C-1
 FCC ID: 2AH2IIGS01

SAMPLE CALCULATION OF LIMIT. All results will be updated by an automatic measuring system in accordance with point 2.3.

Calculation of test results:

Such factors like antenna correction, cable loss, external attenuation etc. are already included in the provided measurement results. This is done by using validated test software and calibrated test system according the accreditation requirements.

The peak and average spurious emission plots was measured with the average limits.

In the Table being listed the critical peak and average value and exhibit the compliance with the above calculated Limits.

If in the column's correction factor states a value then the max. Field strength in the same row is corrected by a value gained from the "Correction Factor".

Summary table with radiated data of the test plots

Model: iGS01 Date: --
 Mode: -- Temperature: -- °C Engineer: --
 Polarization: -- Humidity: -- %

Frequency (MHz)	Reading (dBuV)	Detector	Factor (dB)	Result (dBuV/m)	Limit (dBuV/m)	Margin (dB)	Table Degree (Deg.)	Ant. High (cm)
--	--	--	--	--	--	--	--	--
--	--	--	--	--	--	--	--	--

Frequency (MHz)	Reading (dBuV)		Factor (dB) Corr.	Result @3m (dBuV/m)		Limit @3m (dBuV/m)		Margin (dB)	Table Degree (Deg.)	Ant. High (cm)
	Peak	Ave.		Peak	Ave.	Peak	Ave.			
--	--	--	--	--	--	--	--	--	--	--
--	--	--	--	--	--	--	--	--	--	--

Note

1. Correction Factor = Antenna factor + Cable loss - Preamplifier
2. The formula of measured value as: Test Result = Reading + Correction Factor
3. Detector function in the form : PK = Peak, QP = Quasi Peak, AV = Average
4. All not in the table noted test results are more than 20 dB below the relevant limits.
5. Measurement uncertainty for 3m measurement: 30-1000 MHz = ±4.69 dB, 1-18 GHz = ± 4.78 dB, 18-40 GHz = ± 2.44 dB ; Reported uncertainties represent expanded uncertainties expressed at approximately the 95% confidence level using a coverage factor of k = 2.
6. See attached diagrams in appendix.

TEST RESULT (Transmitter): The unit DOES meet the FCC requirements.

Test equipment used: ETSTW-RE 004, ETSTW-RE 030, ETSTW-RE 062, ETSTW-RE 142, ETSTW-RE 147, ETSTW-RE 088, ETSTW-RE 018



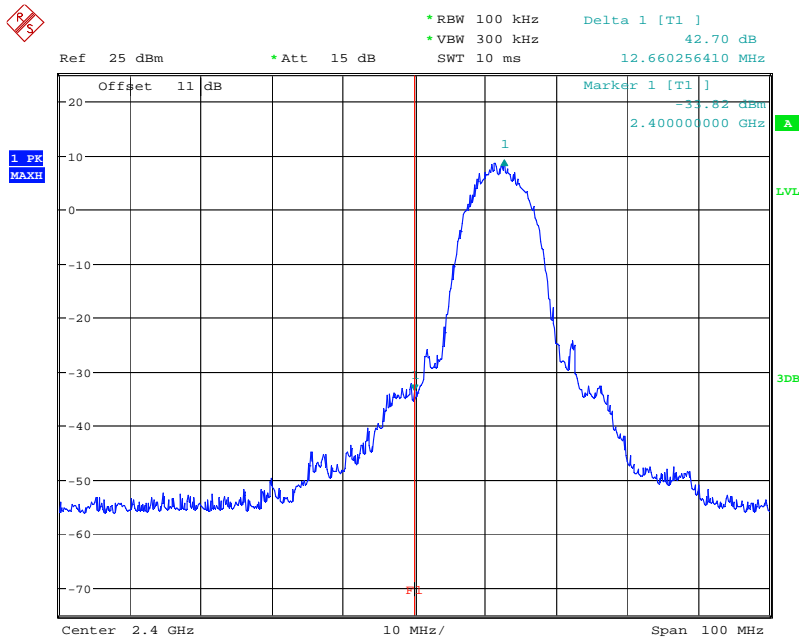
Registration number: W6M21602-15593-C-1
FCC ID: 2AH2IIGS01

3.6 Radiated Emission on the band edge

According to FCC rules part 15 subpart C §15.247(d) in any 100 kHz bandwidth outside the frequency band in which the intentional radiator is operating, the radio frequency power that is produced by the intentional radiator shall be at least 20dB below that in the 100 kHz bandwidth within the band that contains the highest level of the desired power, based on either an RF conducted or a radiated measurement. Attenuation below the general limits specified in § 15.209(a) is not required.

In addition radiated emission which fall in the restricted bands, as defined in section 15.205(a), must also with the radiated emission limits.

802.11b

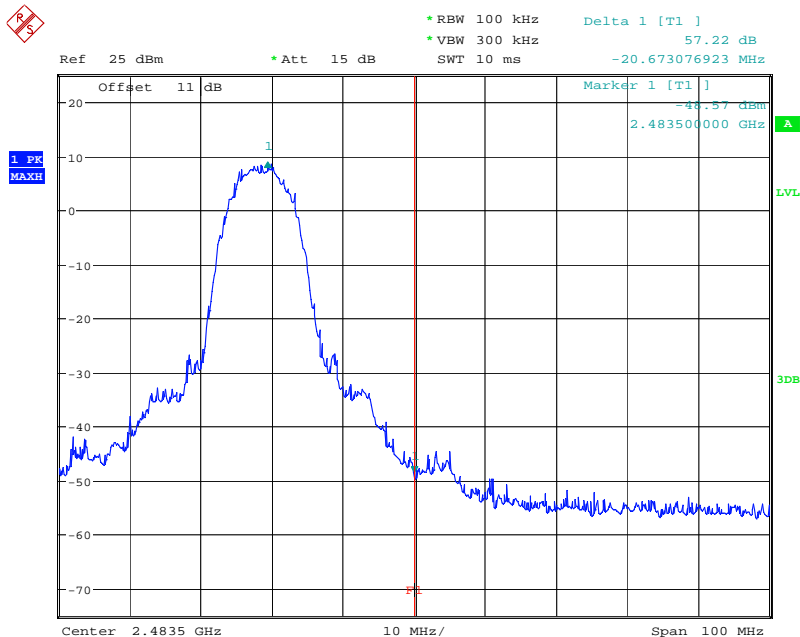


BANDEDGE 802.11B CH01
Date: 22.APR.2016 19:51:57



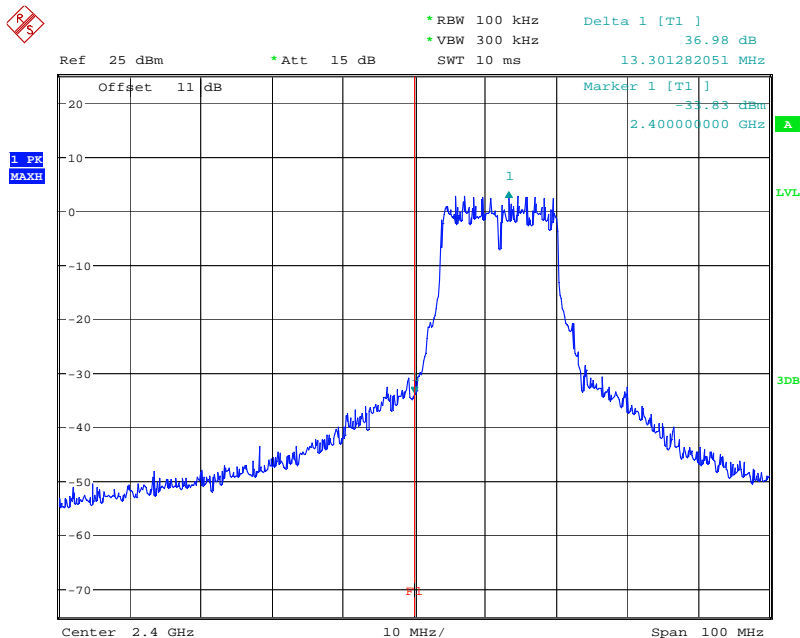
Registration number: W6M21602-15593-C-1

FCC ID: 2AH2IIGS01



BANDEDGE 802.11B CH11
Date: 22.APR.2016 19:53:47

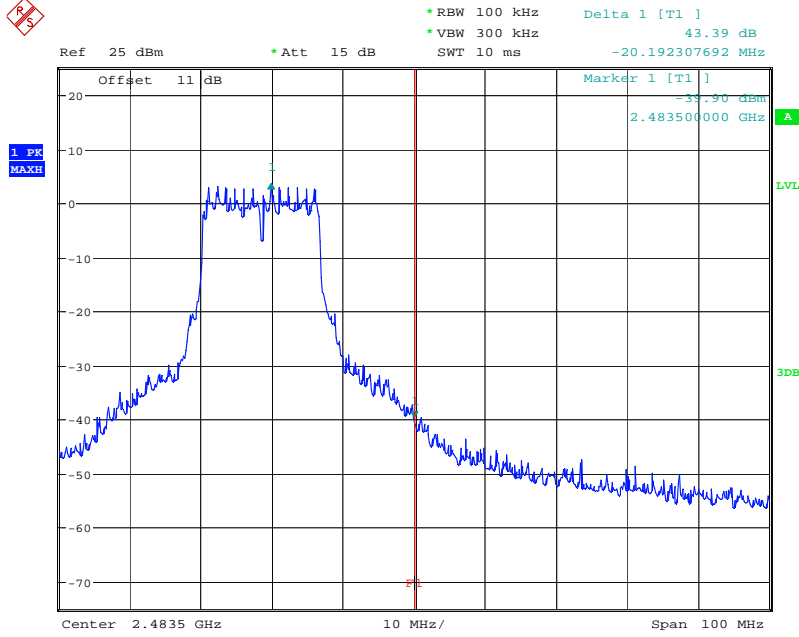
802.11g



BANDEDGE 802.11G CH01
Date: 22.APR.2016 19:54:45

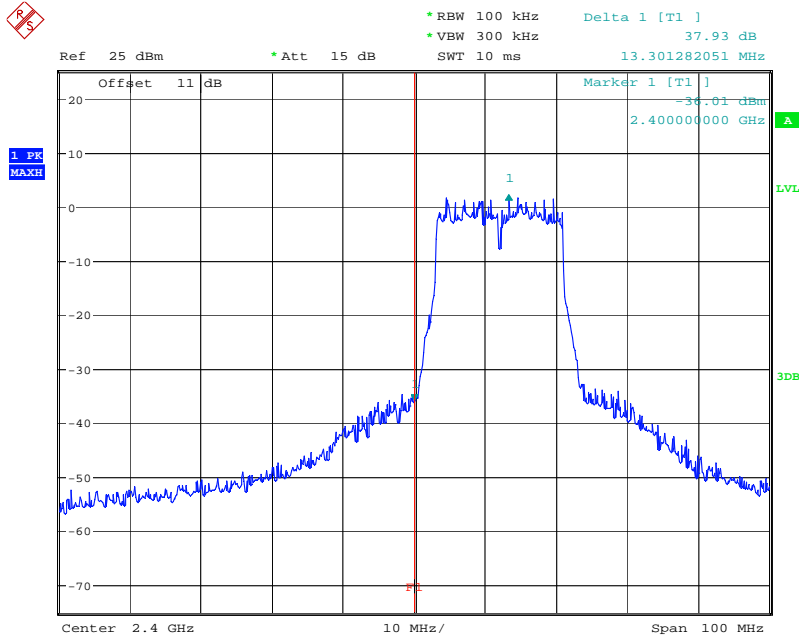


Registration number: W6M21602-15593-C-1
FCC ID: 2AH2IIGS01



BANDEDGE 802.11G CH11
Date: 22.APR.2016 19:56:46

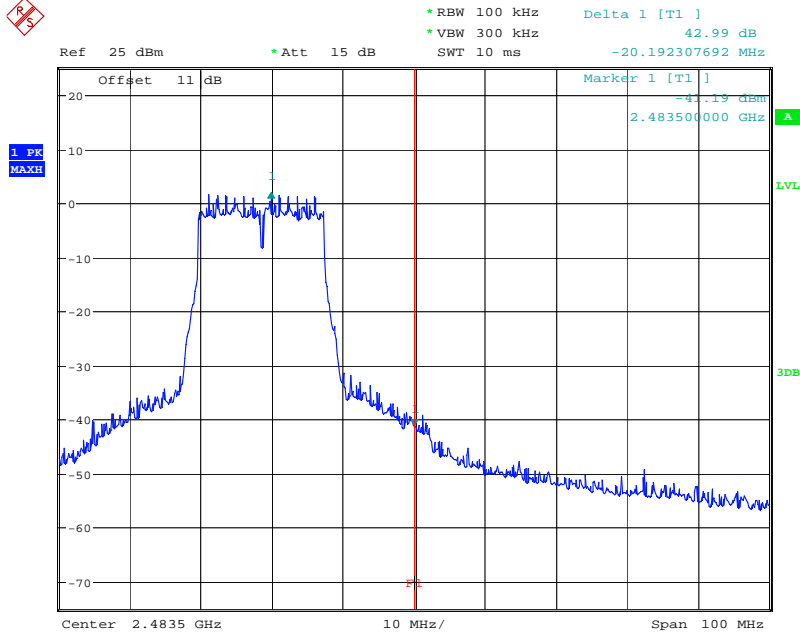
802.11n20 MHz



BANDEDGE 802.11N 20MHZ CH01
Date: 22.APR.2016 19:58:37

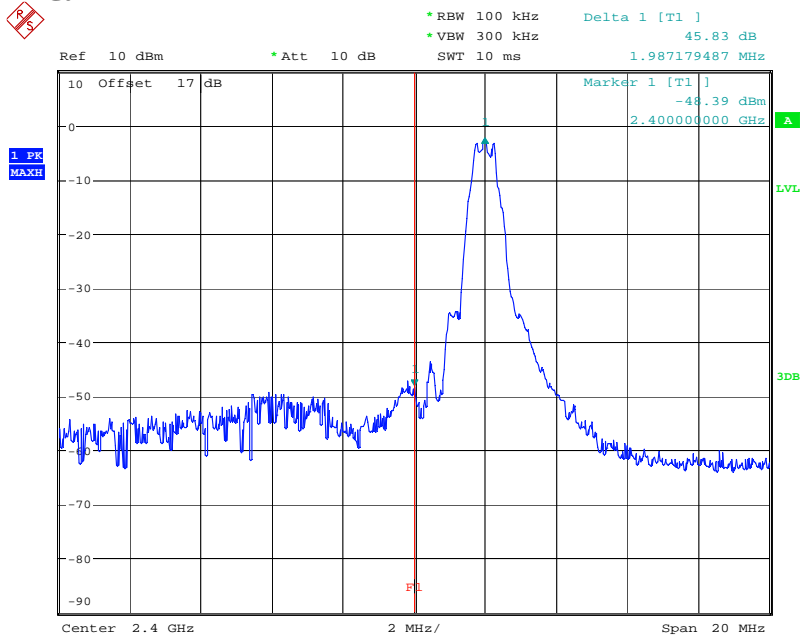


Registration number: W6M21602-15593-C-1
FCC ID: 2AH2IIGS01



BANDEDGE 802.11N 20MHZ CH11
Date: 22.APR.2016 20:00:42

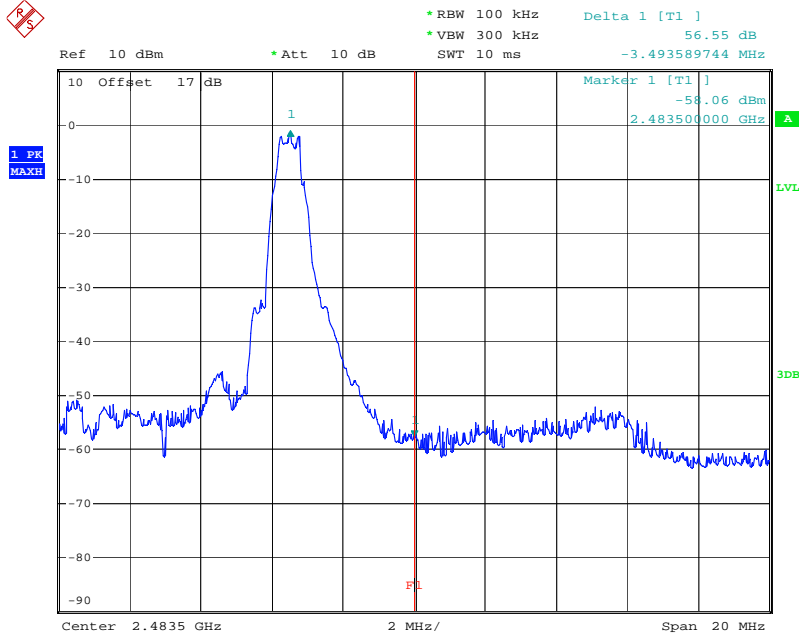
Bluetooth low energy



BANDEDGE BT4.0 CH00
Date: 22.APR.2016 20:22:47



Registration number: W6M21602-15593-C-1
 FCC ID: 2AH2IIGS01



BANDEDGE BT4.0 CH39
 Date: 22.APR.2016 20:24:51

Limit:

Frequency Range / MHz	Limit
902 – 928	- 20 dB
2400 – 2483.5	
5725 - 5850	

Test equipment used: ETSTW-RE 055, ETSTW-RE 050

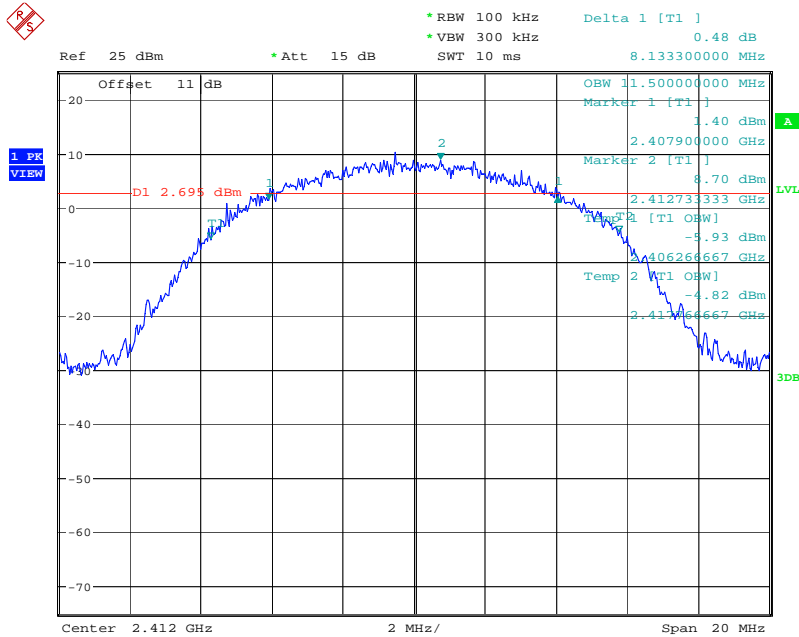


Registration number: W6M21602-15593-C-1
FCC ID: 2AH2IIGS01

3.7 Minimum 6 dB Bandwidth

The analyzer ResBW was set to 100 kHz. For each RF output channel investigated, the spectrum analyzer center frequency was set to the channel carrier. A PEAK reading was taken, two markers were set 6 dB below the maximum level on the right and the left side of the emission. The 6 dB bandwidth is the frequency difference between the two markers.

802.11b

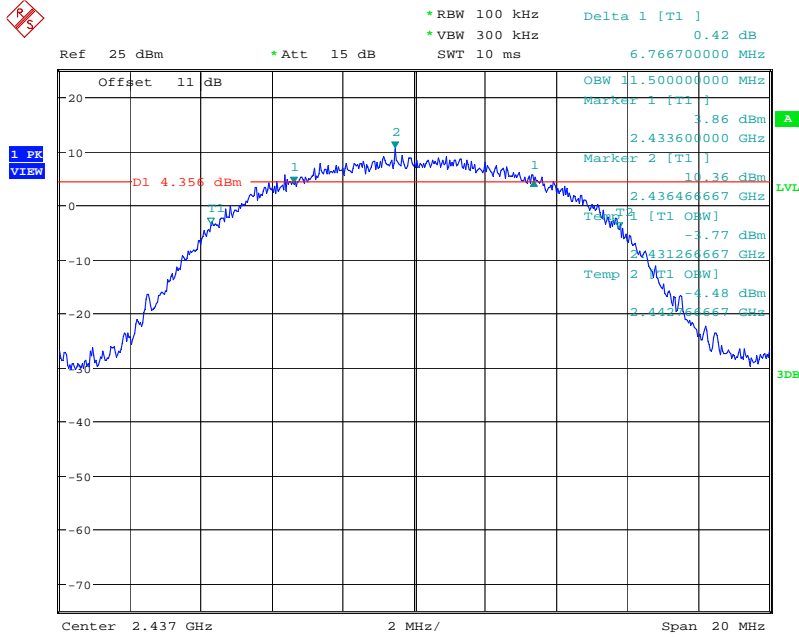


6DB BANDWIDTH 802.11B CH01
Date: 22.APR.2016 19:51:45

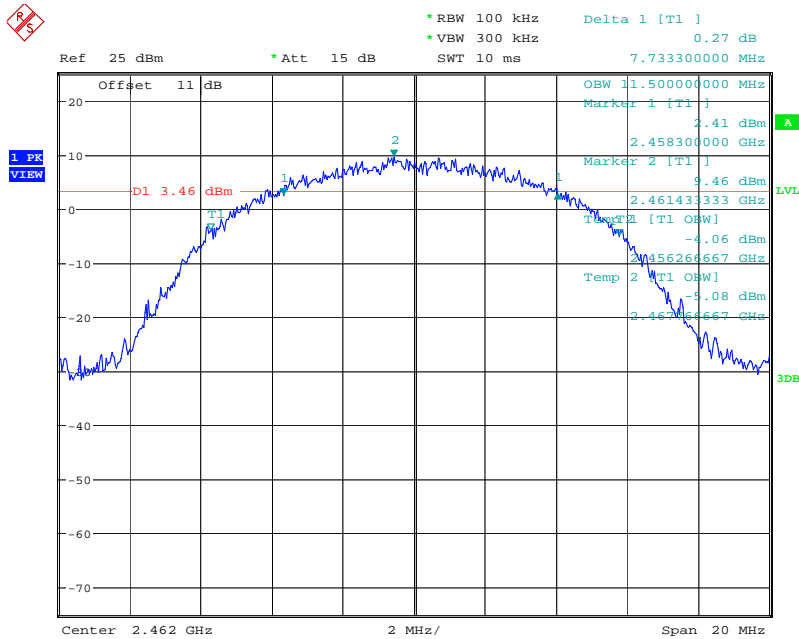


Worldwide Testing Services(Taiwan) Co., Ltd.

Registration number: W6M21602-15593-C-1
FCC ID: 2AH2IIGS01



6DB BANDWIDTH 802.11B CH06
Date: 22.APR.2016 19:52:44



6DB BANDWIDTH 802.11B CH11
Date: 22.APR.2016 19:53:35

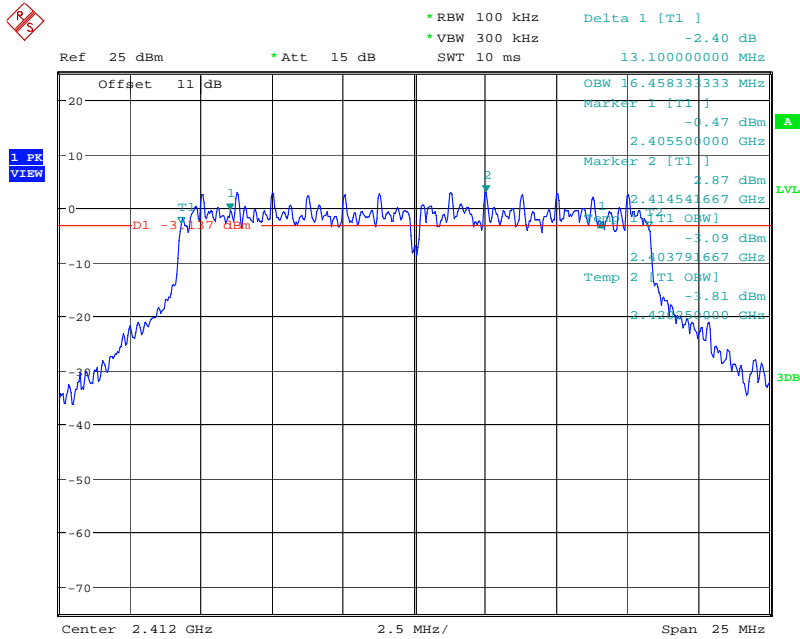


Worldwide Testing Services(Taiwan) Co., Ltd.

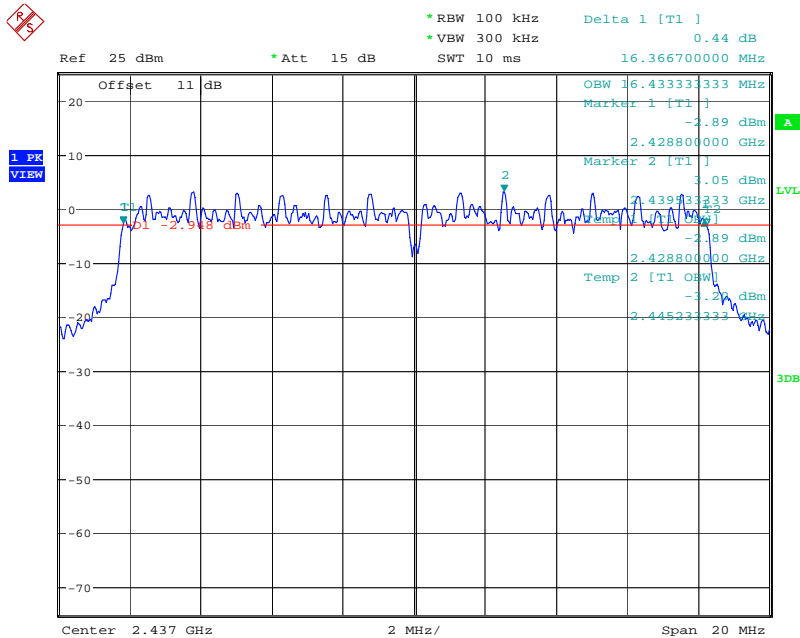
Registration number: W6M21602-15593-C-1

FCC ID: 2AH2IIGS01

802.11g



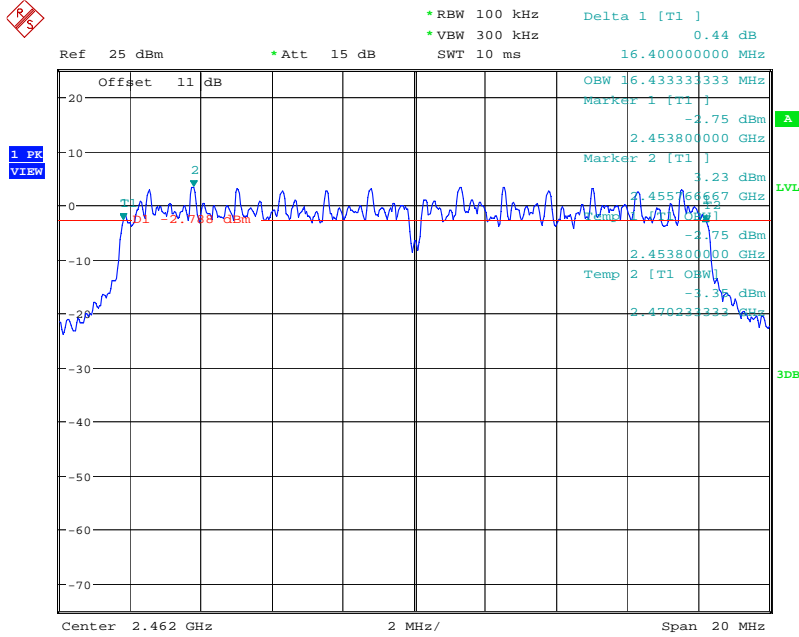
6DB BANDWIDTH 802.11G CH01
 Date: 22.APR.2016 19:54:33



6DB BANDWIDTH 802.11G CH06
 Date: 22.APR.2016 19:55:06

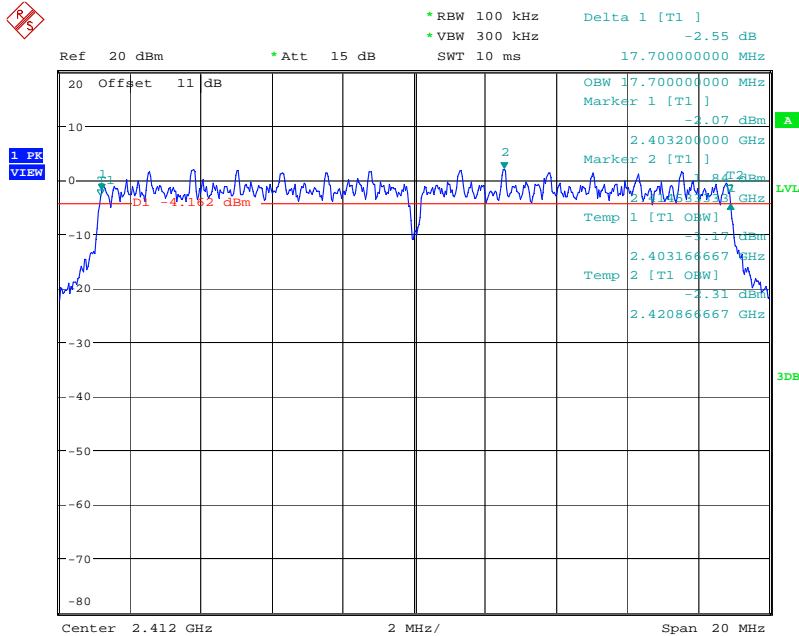


Registration number: W6M21602-15593-C-1
FCC ID: 2AH2IIGS01



6DB BANDWIDTH 802.11G CH11
Date: 22.APR.2016 19:56:34

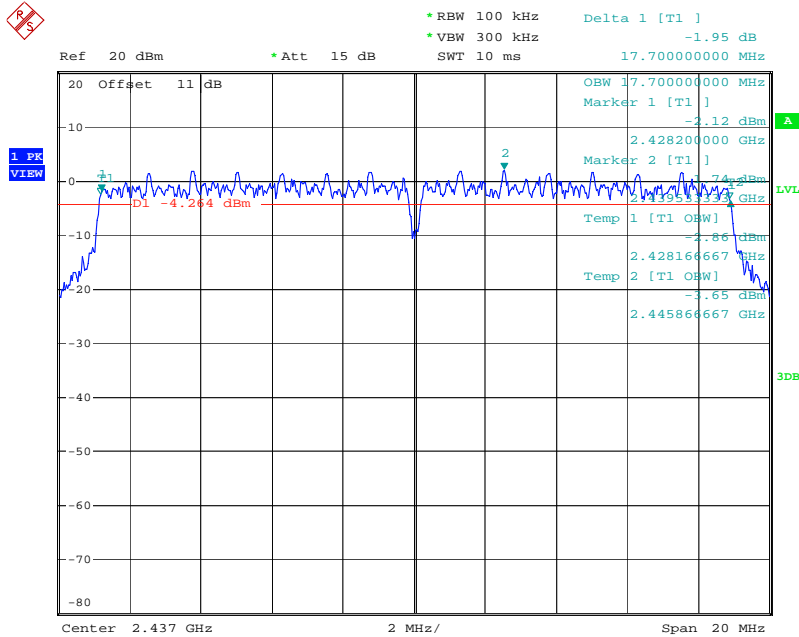
802.11n20 MHz



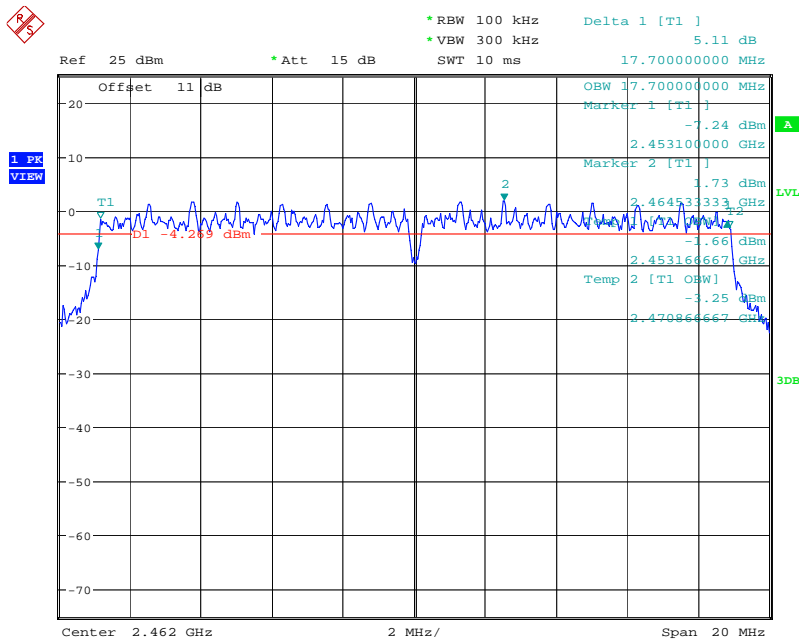
6DB BANDWIDTH 802.11N 20MHZ CH01
Date: 22.APR.2016 19:58:25



Registration number: W6M21602-15593-C-1
 FCC ID: 2AH2IIGS01



6DB BANDWIDTH 802.11N 20MHZ CH06
 Date: 22.APR.2016 19:59:08



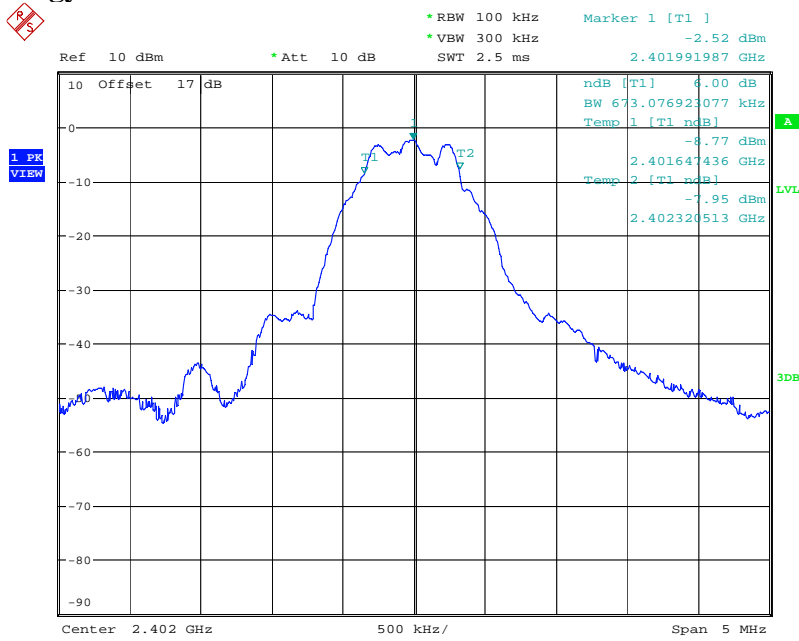
6DB BANDWIDTH 802.11N 20MHZ CH11
 Date: 22.APR.2016 20:00:30



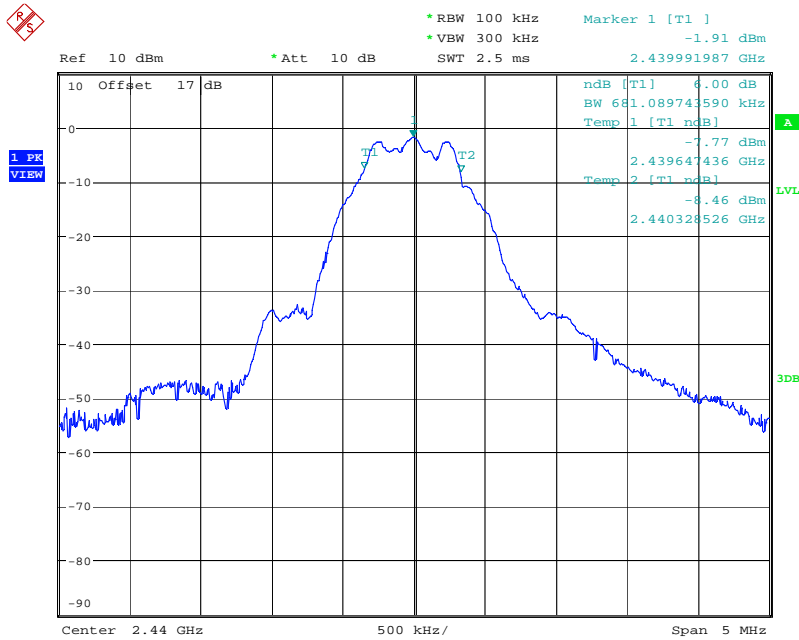
Registration number: W6M21602-15593-C-1

FCC ID: 2AH2IIGS01

Bluetooth low energy



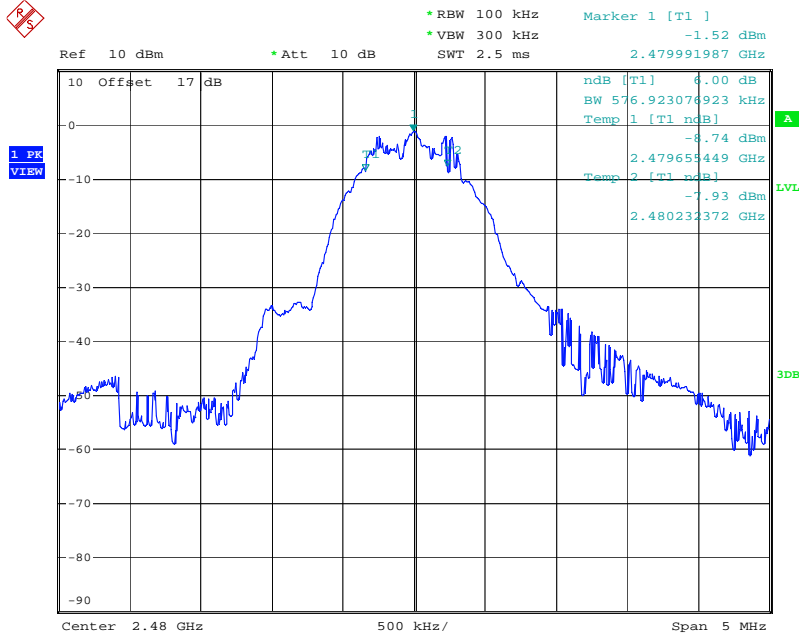
6DB BANDWIDTH BT4.0 CH00
Date: 22.APR.2016 20:22:29



6DB BANDWIDTH BT4.0 CH19
Date: 22.APR.2016 20:23:39



Registration number: W6M21602-15593-C-1
 FCC ID: 2AH2IIGS01



6DB BANDWIDTH BT4.0 CH39
 Date: 22.APR.2016 20:24:33

Limits:

Frequency Range MHz	Limits
902-928	min 500 kHz
2400-2483.5	min 500 kHz
5725-5850	min 500 kHz

Test equipment used: ETSTW-RE 055, ETSTW-RE 050

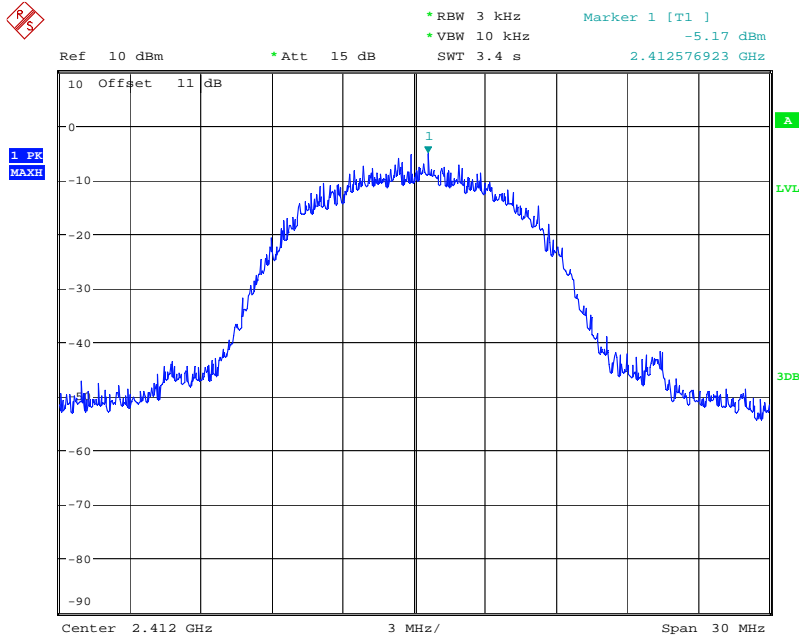


Registration number: W6M21602-15593-C-1
FCC ID: 2AH2IIGS01

3.8 Peak Power Spectral Density

Peak Power Spectral density is a measured at low, middle and high channel.
The peak output power is measured with a measurement bandwidth of 10 MHz and displayed on diagram together with Peak Power Spectral Density result which was measured with a bandwidth of 3 kHz, appreciate frequency span and sweep time.

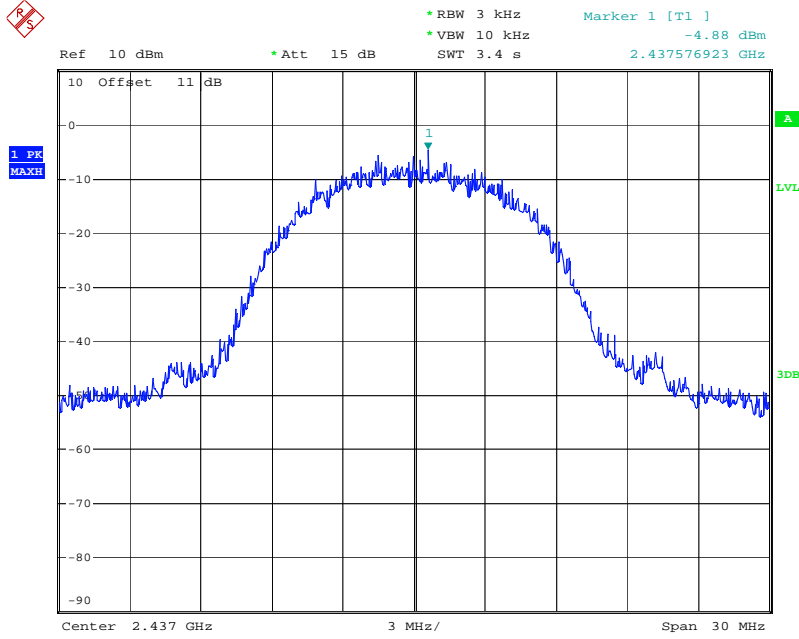
802.11b



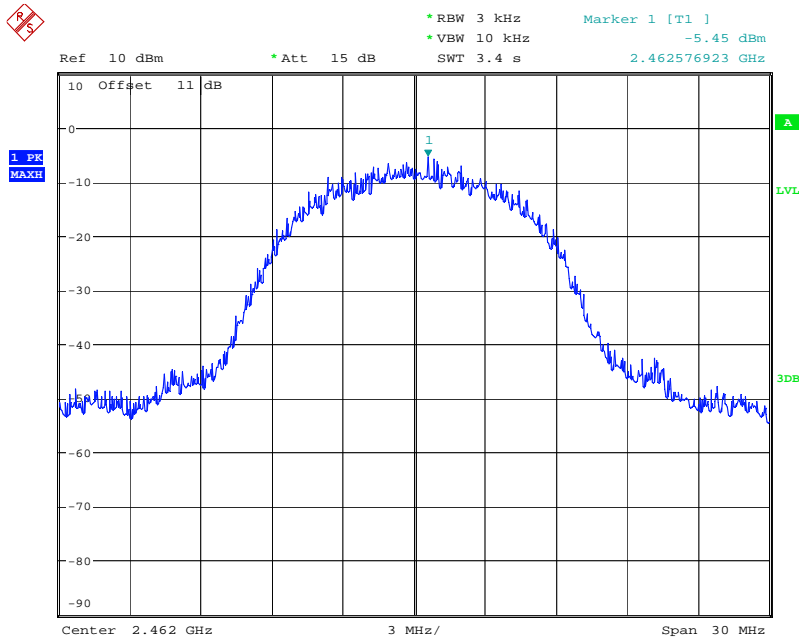
POWER DENSITY 802.11B CH01
Date: 22.APR.2016 19:51:53



Registration number: W6M21602-15593-C-1
FCC ID: 2AH2IIGS01



POWER DENSITY 802.11B CH06
Date: 22.APR.2016 19:52:52



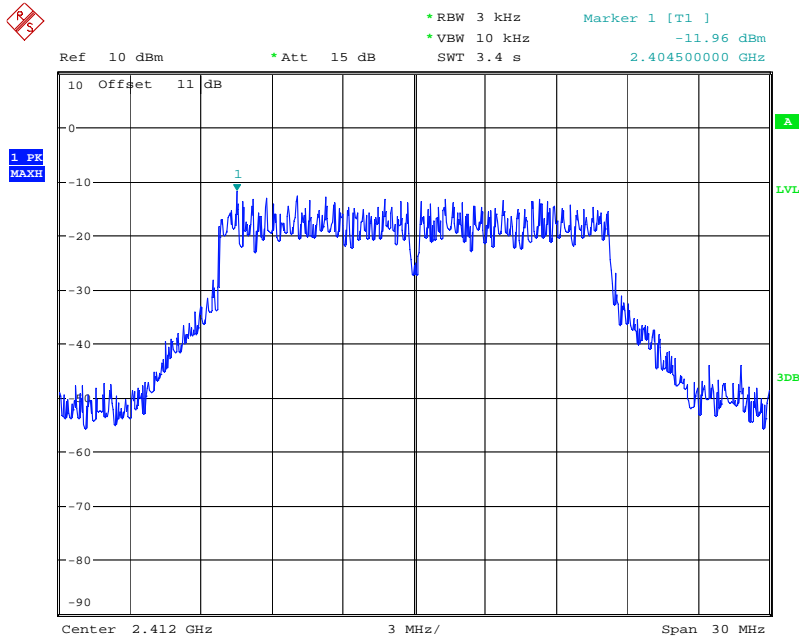
POWER DENSITY 802.11B CH11
Date: 22.APR.2016 19:53:43



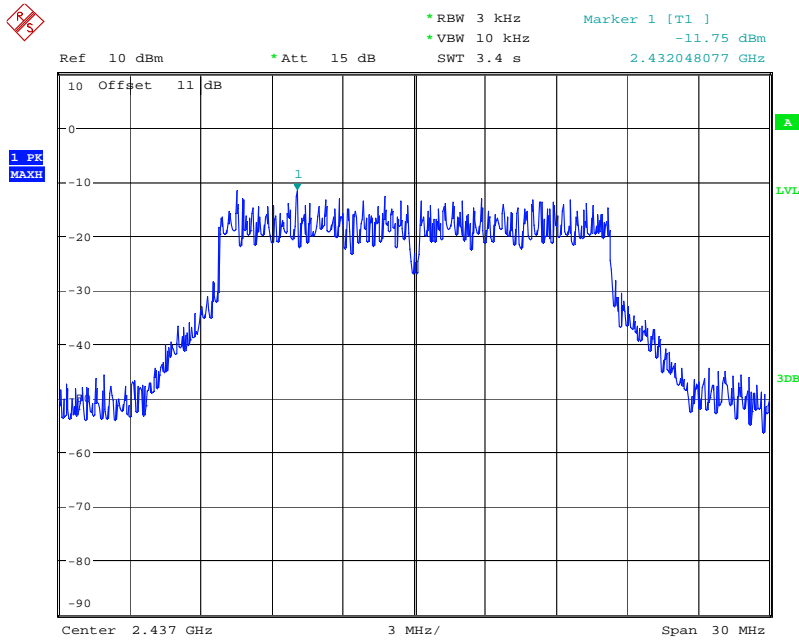
Registration number: W6M21602-15593-C-1

FCC ID: 2AH2IIGS01

802.11g



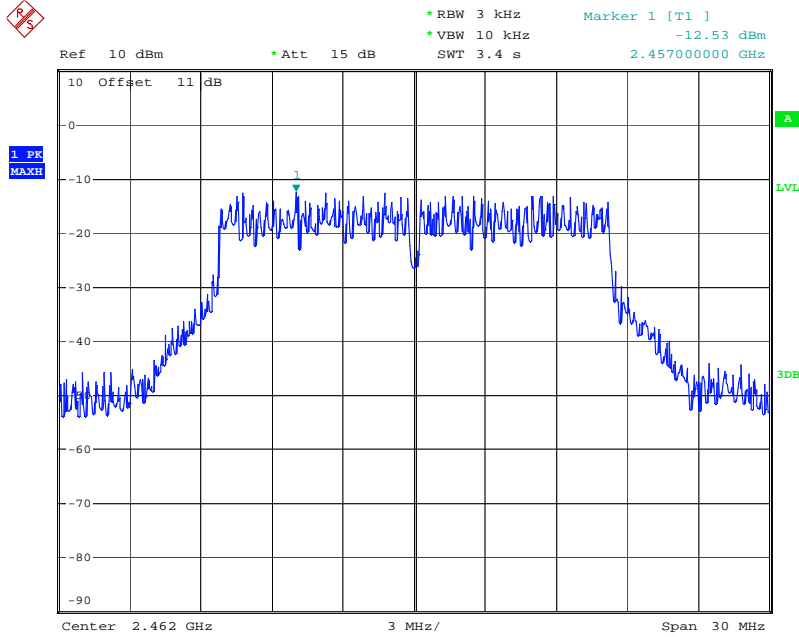
POWER DENSITY 802.11G CH01
Date: 22.APR.2016 19:54:41



POWER DENSITY 802.11G CH06
Date: 22.APR.2016 19:55:14

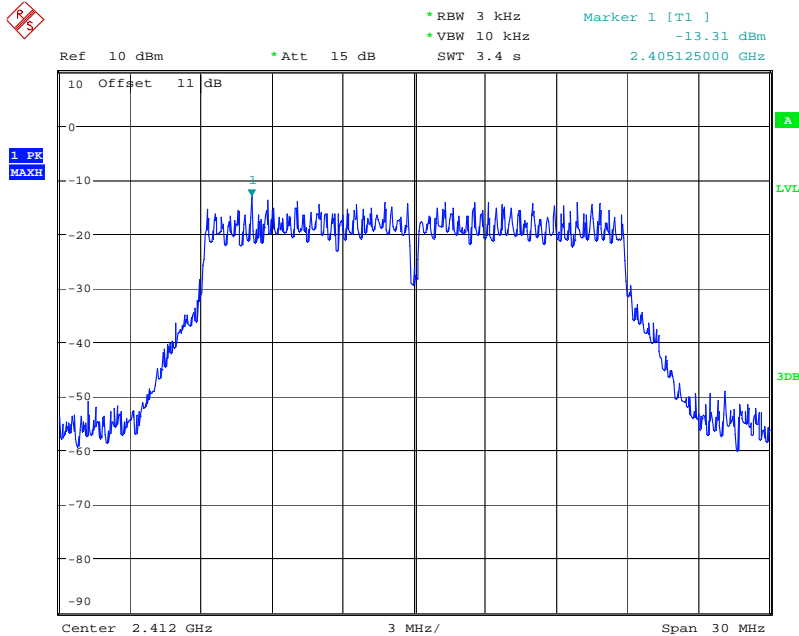


Registration number: W6M21602-15593-C-1
FCC ID: 2AH2IIGS01



POWER DENSITY 802.11G CH11
Date: 22.APR.2016 19:56:42

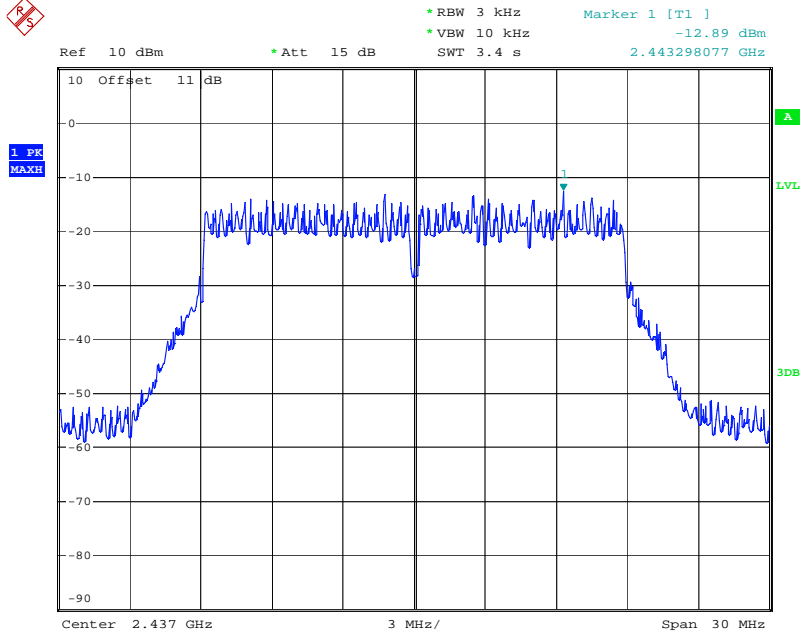
802.11n20 MHz



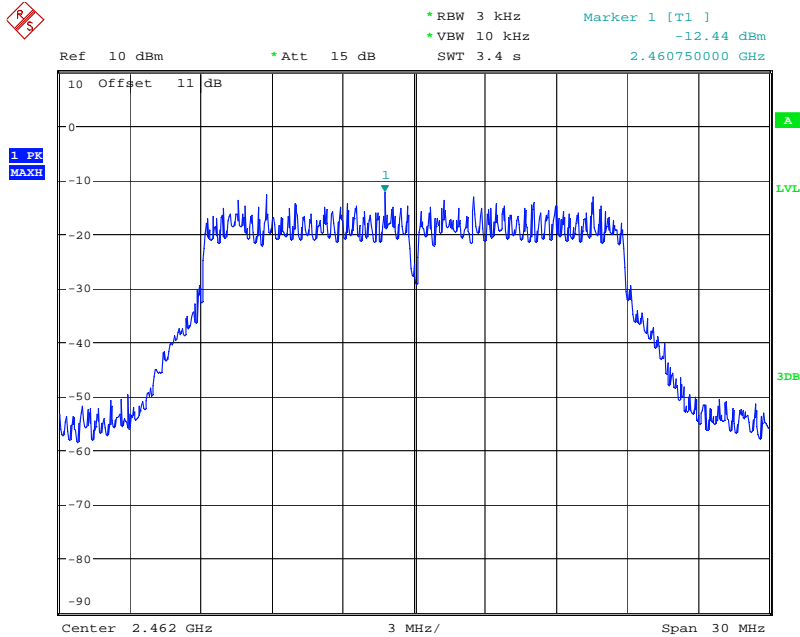
POWER DENSITY 802.11N 20MHZ CH01
Date: 22.APR.2016 19:58:33



Registration number: W6M21602-15593-C-1
FCC ID: 2AH2IIGS01



POWER DENSITY 802.11N 20MHZ CH06
Date: 22.APR.2016 19:59:16



POWER DENSITY 802.11N 20MHZ CH11
Date: 22.APR.2016 20:00:38



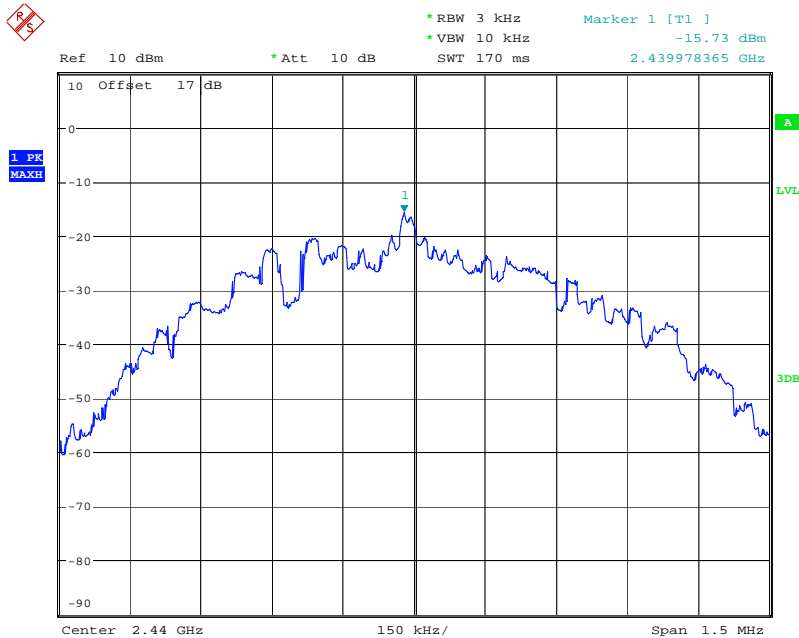
Registration number: W6M21602-15593-C-1

FCC ID: 2AH2IIGS01

Bluetooth low energy



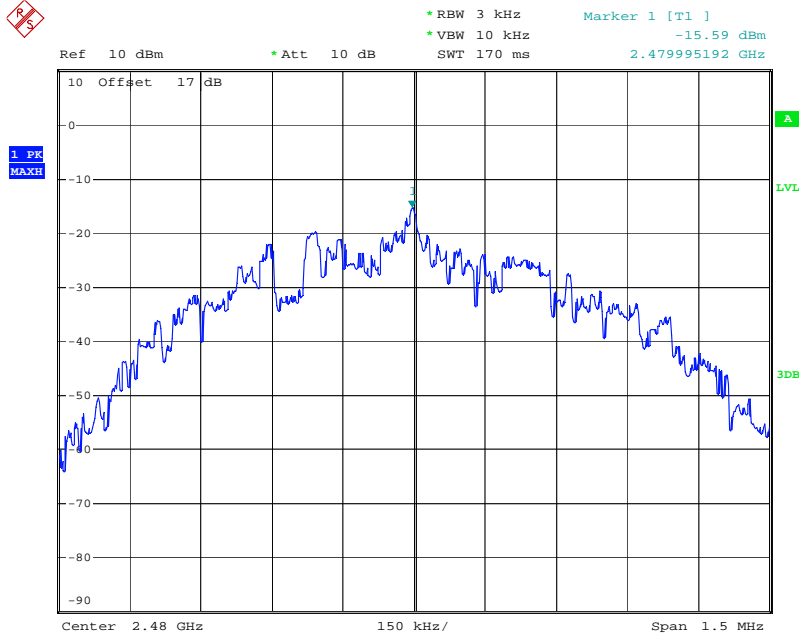
POWER DENSITY BT4.0 CH00
Date: 22.APR.2016 20:22:39



POWER DENSITY BT4.0 CH19
Date: 22.APR.2016 20:23:49



Registration number: W6M21602-15593-C-1
 FCC ID: 2AH2IIGS01



POWER DENSITY BT4.0 CH39
 Date: 22.APR.2016 20:24:43

Limits:

Frequency Range MHz	dBm
902-928	8
2400-2483.5	8
5725-5850	8

Test equipment used: ETSTW-RE 055, ETSTW-RE 050



Registration number: W6M21602-15593-C-1
FCC ID: 2AH2IIGS01

3.9 Radiated Emission from Digital Part

FCC Rule: 15.109

- Note**
- 1. Correction Factor = Antenna factor + Cable loss - Preamplifier**
 - 2. The formula of measured value as: Test Result = Reading + Correction Factor**
 - 3. Detector function in the form : PK = Peak, QP = Quasi Peak, AV = Average**
 - 4. All not in the table noted test results are more than 20 dB below the relevant limits.**
 - 5. Measurement uncertainty for 3m measurement: 30-1000 MHz = ± 4.69 dB, 1-18 GHz = ± 4.78 dB, 18-40 GHz= ± 2.44 dB ; Reported uncertainties represent expanded uncertainties expressed at approximately the 95% confidence level using a coverage factor of k = 2.**

Except for Class A digital devices, the field strength of radiated emissions from unintentional radiators at a distance of 3 meters shall not exceed the following values:

Frequency of Emission (MHz)	Field Strength (microvolts/meter)	Field Strength (dBmicrovolts/meter)
30 – 88	100	40.0
88 – 216	150	43.5
216 – 960	200	46.0
Above 960	500	54.0

Test equipment used: ETSTW-RE 055, ETSTW-RE 064, ETSTW-RE 004, ETSTW-RE 030
ETSTW-RE 062, ETSTW-RE 142, ETSTW-RE 147

Explanation: The test results are listed in the separated test report no.: W6M21602-15593-P-15B.

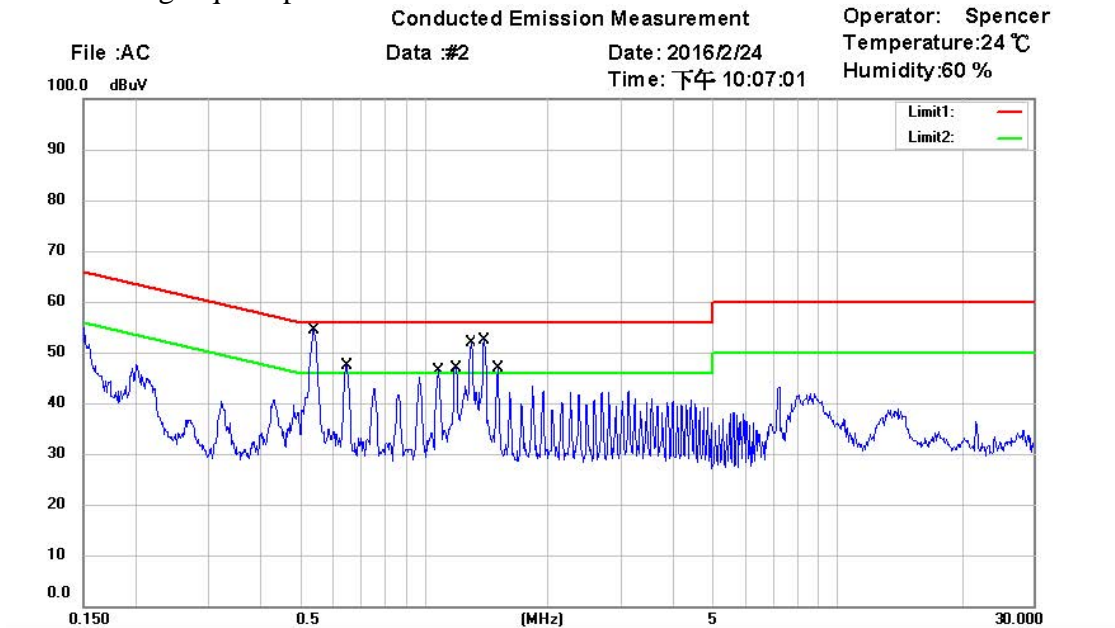


Registration number: W6M21602-15593-C-1
 FCC ID: 2AH2IIGS01

3.10 Power Line Conducted Emission

For an intentional radiator which is designed to be connected to the public utility (AC) power line, the radio frequency voltage that is conducted back onto the AC line on any frequency or frequencies within the band 150 kHz to 30 MHz shall not exceed the limits in the table bellows with this provision shall be based on the measurement of the radio frequency voltage between each power line and ground at the power terminals.

This measurement was transact first with instrumentation using an average and peak detector and a 10 kHz bandwidth. If the peak detector achieves a calculated level, the measurement is repeated by an instrumentation using a quasi-peak detector.



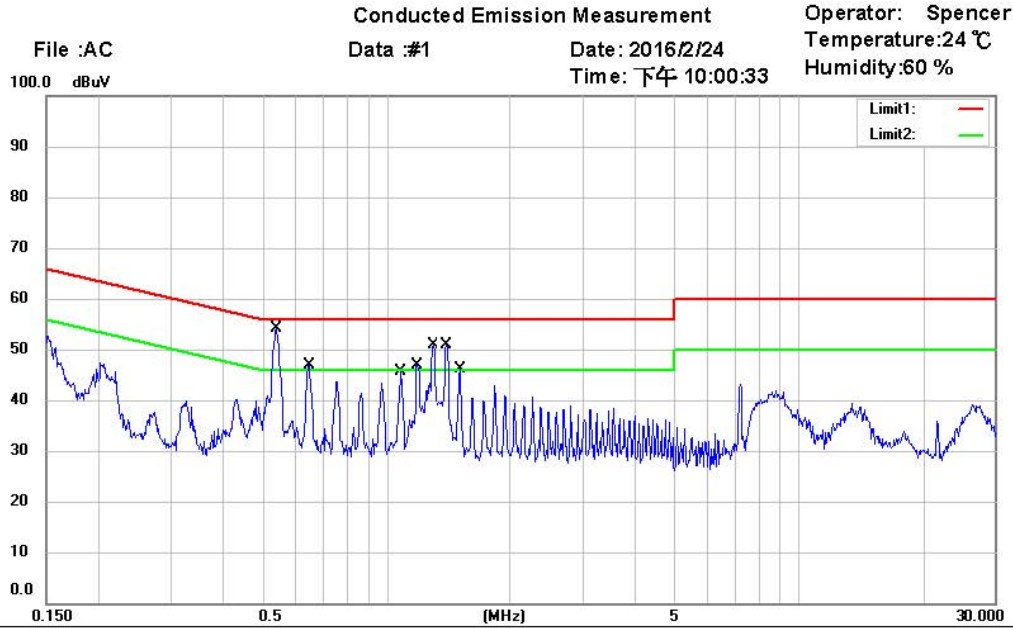
Site : Chamber_03
 Condition : FCC Part 15 Class B Conduction(QP) Phase: N
 EUT : W6M21602-15593 Power : 120 V.a.c.
 M/N:
 Test Mode :
 Note :

Mk.	Frequency (MHz)	Reading (dBuV)	Detector	Corrected factor(dB)	Result (dBuV)	Limit (dBuV)	Margin (dB)	Comment
*	0.5382	41.76	QP	9.73	51.49	56.00	-4.51	
	0.5382	23.13	AVG	9.73	32.86	46.00	-13.14	
	0.6462	34.79	QP	9.74	44.53	56.00	-11.47	
	0.6462	19.14	AVG	9.74	28.88	46.00	-17.12	
	1.0760	34.01	QP	9.75	43.76	56.00	-12.24	
	1.0760	20.72	AVG	9.75	30.47	46.00	-15.53	
	1.1863	32.36	QP	9.76	42.12	56.00	-13.88	
	1.1863	17.95	AVG	9.76	27.71	46.00	-18.29	
	1.2943	35.18	QP	9.76	44.94	56.00	-11.06	
	1.2943	15.57	AVG	9.76	25.33	46.00	-20.67	
	1.4000	38.49	QP	9.77	48.26	56.00	-7.74	
	1.4000	22.05	AVG	9.77	31.82	46.00	-14.18	
	1.5080	34.87	QP	9.77	44.64	56.00	-11.36	
	1.5080	19.99	AVG	9.77	29.76	46.00	-16.24	



Worldwide Testing Services(Taiwan) Co., Ltd.

Registration number: W6M21602-15593-C-1
 FCC ID: 2AH2IIGS01



Site : Chamber_03
 Condition : FCC Part 15 Class B Conduction(QP) Phase : L1
 EUT : W6M21602-15593 Power : 120 Vac.
 M/N:
 Test Mode :
 Note :

Mk.	Frequency (MHz)	Reading (dBuV)	Detector	Corrected factor(dB)	Result (dBuV)	Limit (dBuV)	Margin (dB)	Comment
*	0.5404	41.34	QP	9.73	51.07	56.00	-4.93	
	0.5404	22.71	AVG	9.73	32.44	46.00	-13.56	
	0.6462	34.26	QP	9.74	44.00	56.00	-12.00	
	0.6462	15.60	AVG	9.74	25.34	46.00	-20.66	
	1.0805	31.11	QP	9.75	40.86	56.00	-15.14	
	1.0805	14.35	AVG	9.75	24.10	46.00	-21.90	
	1.1795	26.29	QP	9.76	36.05	56.00	-19.95	
	1.1795	9.37	AVG	9.76	19.13	46.00	-26.87	
	1.2943	35.48	QP	9.76	45.24	56.00	-10.76	
	1.2943	16.66	AVG	9.76	26.42	46.00	-19.58	
	1.4000	38.35	QP	9.77	48.12	56.00	-7.88	
	1.4000	20.07	AVG	9.77	29.84	46.00	-16.16	
	1.5080	34.30	QP	9.77	44.07	56.00	-11.93	
	1.5080	17.12	AVG	9.77	26.89	46.00	-19.11	

- Note:**
- The formula of measured value as: Test Result = Reading + Correction Factor
 - The Correction Factor = Cable Loss + LISN Insertion Loss + Pulse Limit Loss
 - Detector function in the form : PK = Peak, QP = Quasi Peak, AV = Average
 - All not in the table noted test results are more than 20 dB below the relevant limits.
 - Measurement uncertainty = ±1.14 dB; Reported uncertainties represent expanded uncertainties expressed at approximately the 95% confidence level using a coverage factor of k = 2.
 - Up Line: QP Limit Line, Down Line: Ave Limit Line.



Worldwide Testing Services(Taiwan) Co., Ltd.

Registration number: W6M21602-15593-C-1
FCC ID: 2AH2IIGS01

Limits:

Frequency of Emission (MHz)	Conducted Limit (dBuV)	
	Quasi Peak	Average
0.15-0.5	66 to 56	56 to 46
0.5-5	56	46
5-30	60	50

Test equipment used:ETSTW-CE 001, ETSTW-CE 016, ETSTW-RE 045



Registration number: W6M21602-15593-C-1
FCC ID: 2AH2IIGS01

Appendix

Measurement diagrams

Spurious Emissions radiated



Radiated Emission Measurement

Operator: Leon

File :1

Data :#1

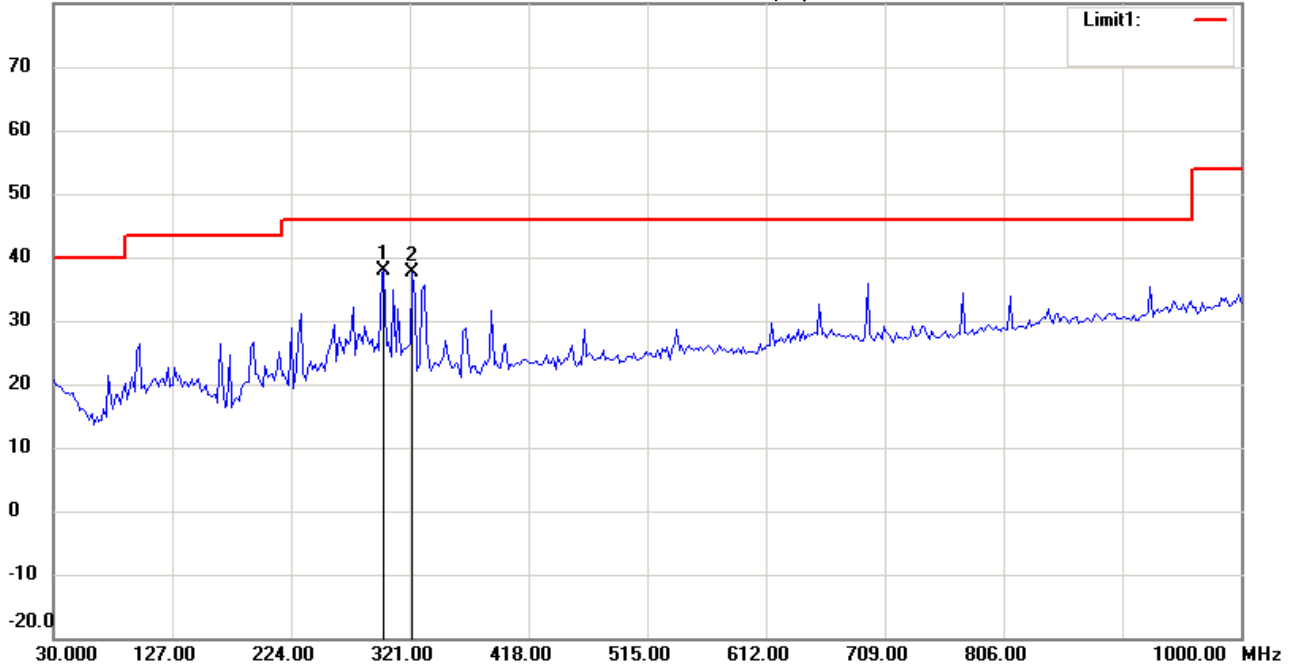
Date: 2016/4/30

Temperature:24 °C

80.0 dBuV/m

Time: 下午 04:37:50

Humidity:60 %



Site : Chamber

Condition : FCC_part 15 RE-Class C_30-1000MHz

EUT : W6M21602-15593

M/N:

Test Mode : TX 802.11b CH1

Note :

Polarization: *Horizontal*

Power : 5 Vd.c.

Distance: 3m

Mk.	Frequency (MHz)	Reading (dBuV)	Detector	Corr. factor (dB/m)	Result (dBuV/m)	Limit (dBuV/m)	Ant.Pos (cm)	Tab.Pos (deg.)	Margin (dB)	Comment
*	300.2004	43.52	peak	-5.61	37.91	46.00	100	70	-8.09	
	323.5271	42.68	peak	-5.12	37.56	46.00	100	45	-8.44	



Radiated Emission Measurement

Operator: Leon

File :1

Data :#2

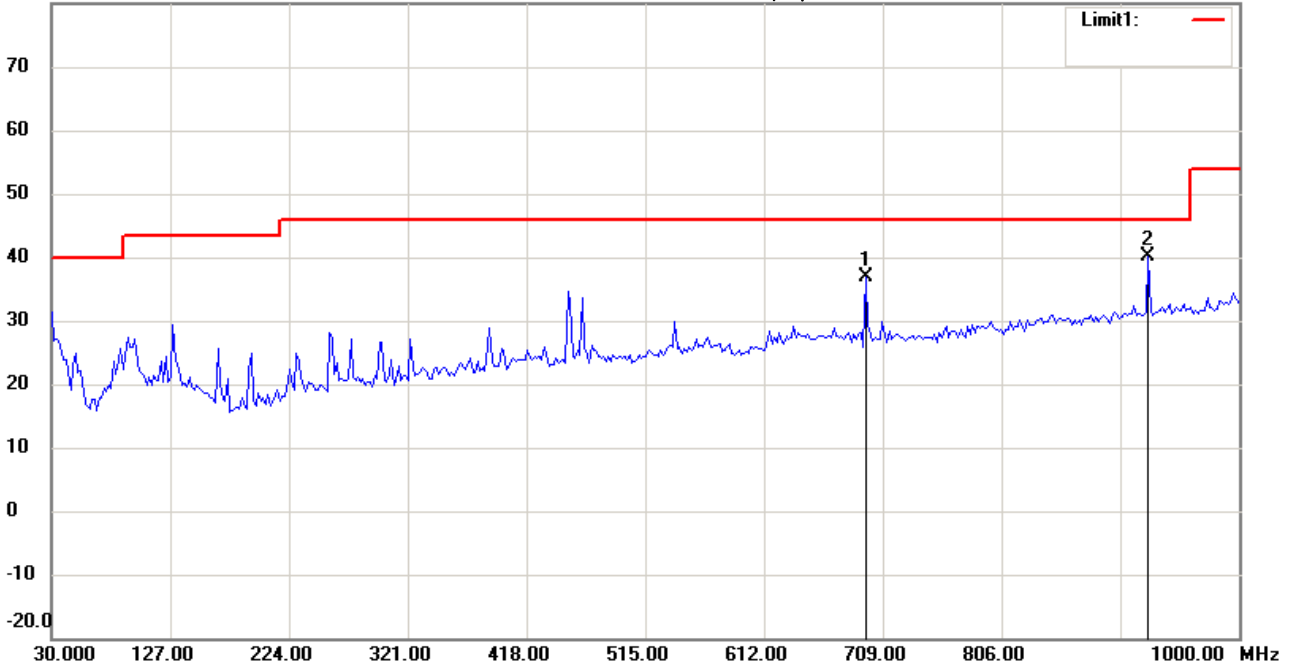
Date: 2016/4/30

Temperature:24 °C

80.0 dBuV/m

Time: 下午 04:38:34

Humidity:60 %



Site : Chamber

Condition : FCC_part 15 RE-Class C_30-1000MHz

EUT : W6M21602-15593

M/N:

Test Mode : TX 802.11b CH1

Note :

Polarization: *Vertical*

Power : 5 Vd.c.

Distance: 3m

Mk.	Frequency (MHz)	Reading (dBuV)	Detector	Corr. factor (dB/m)	Result (dBuV/m)	Limit (dBuV/m)	Ant.Pos (cm)	Tab.Pos (deg.)	Margin (dB)	Comment
	694.8096	36.33	peak	0.60	36.93	46.00	100	60	-9.07	
*	926.1323	35.29	peak	4.75	40.04	46.00	100	95	-5.96	



Radiated Emission Measurement

Operator: Leon

File :3

Data :#1

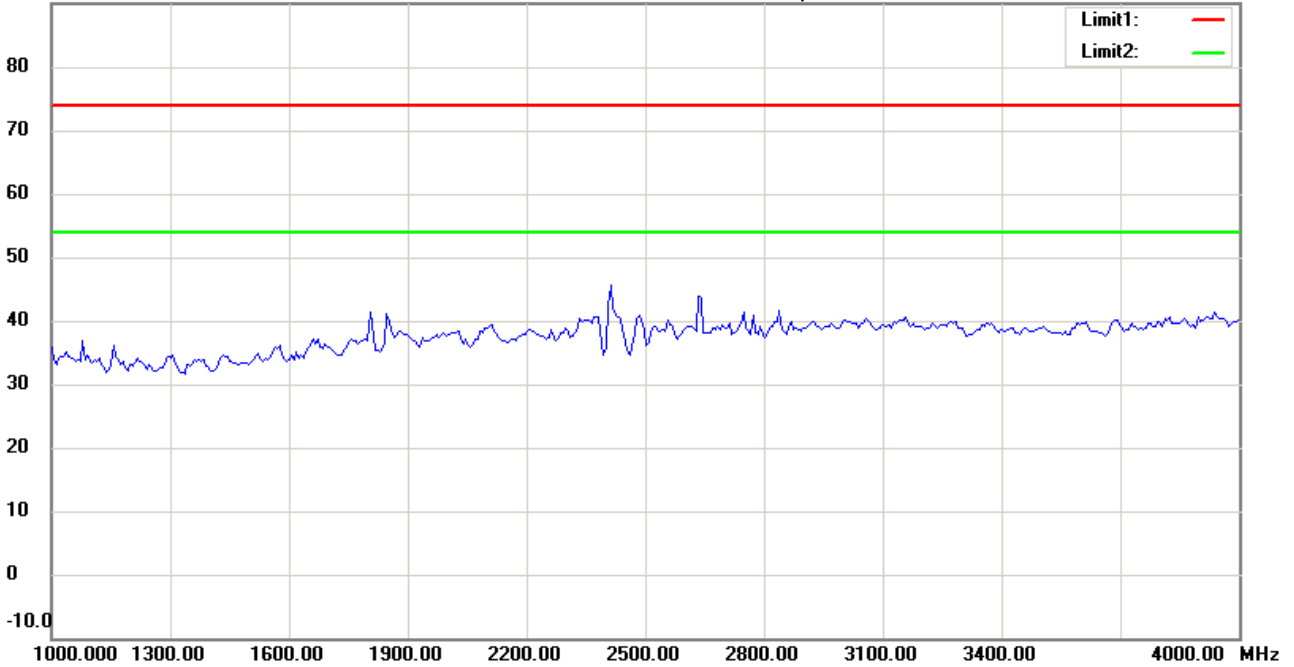
Date: 2016/4/30

Temperature:24 °C

90.0 dBuV/m

Time: 上午 11:57:06

Humidity:60 %



Site : Chamber

Condition : FCC_part 15 RE-Class C_Above 1GHz_PK

Polarization: *Horizontal*

EUT : W6M21602-15593

Power : 5 Vd.c.

M/N:

Distance: 3m

Test Mode : TX 802.11b CH1

Note :

Mk.	Frequency (MHz)	Reading (dBuV)	Detector	Corr. factor (dB/m)	Result (dBuV/m)	Limit (dBuV/m)	Ant.Pos (cm)	Tab.Pos (deg.)	Margin (dB)	Comment
-----	-----------------	----------------	----------	---------------------	-----------------	----------------	--------------	----------------	-------------	---------



Address:6F.,No.58,Ln 188,Ruey Kuang Rd,Neihu,Taipei
 Tel:+886-2-6606-8877
 Fax:+886-2-6606-8875

Radiated Emission Measurement

Operator: Leon

File :3

Data :#6

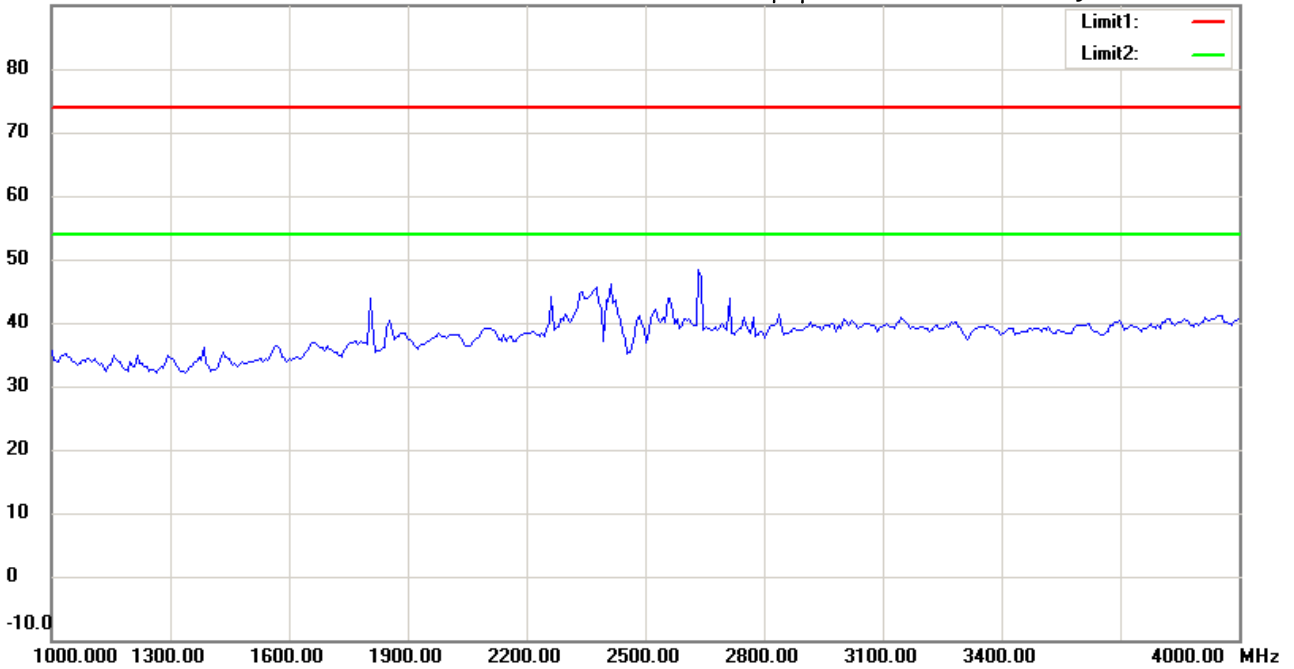
Date: 2016/4/30

Temperature:24 °C

90.0 dBuV/m

Time: 下午 12:01:03

Humidity:60 %



Site : Chamber

Condition : FCC_part 15 RE-Class C_Above 1GHz_PK

Polarization: *Vertical*

EUT : W6M21602-15593

Power : 5 Vd.c.

M/N:

Distance: 3m

Test Mode : TX 802.11b CH1

Note :

Mk.	Frequency (MHz)	Reading (dBuV)	Detector	Corr. factor (dB/m)	Result (dBuV/m)	Limit (dBuV/m)	Ant.Pos (cm)	Tab.Pos (deg.)	Margin (dB)	Comment
-----	-----------------	----------------	----------	---------------------	-----------------	----------------	--------------	----------------	-------------	---------

*:Maximum data x:Over limit !:over margin



Radiated Emission Measurement

Operator: Leon

File :3

Data :#2

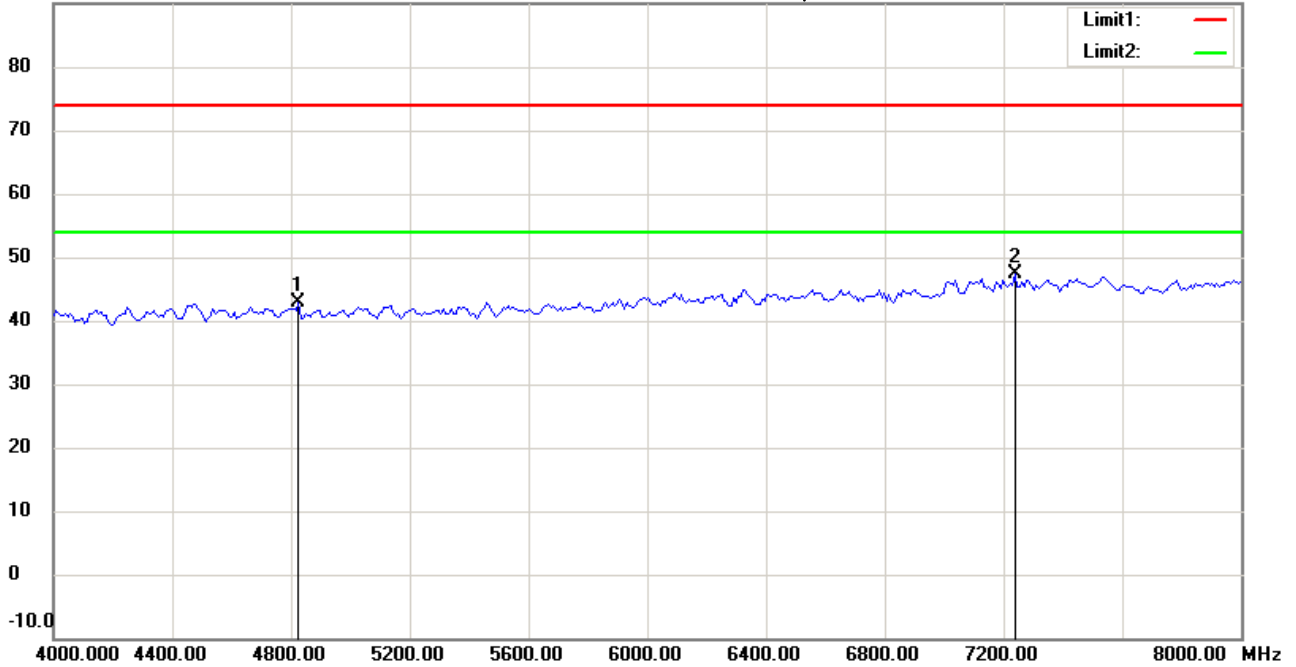
Date: 2016/4/30

Temperature:24 °C

90.0 dBuV/m

Time: 上午 11:57:52

Humidity:60 %



Site : Chamber

Condition : FCC_part 15 RE-Class C_Above 1GHz_PK

Polarization: *Horizontal*

EUT : W6M21602-15593

Power : 5 Vd.c.

M/N:

Distance: 3m

Test Mode : TX 802.11b CH1

Note :

Mk.	Frequency (MHz)	Reading (dBuV)	Detector	Corr. factor (dB/m)	Result (dBuV/m)	Limit (dBuV/m)	Ant.Pos (cm)	Tab.Pos (deg.)	Margin (dB)	Comment
	4825.651	43.37	peak	-0.56	42.81	74.00	100	155	-31.19	
*	7238.477	42.98	peak	4.29	47.27	74.00	100	260	-26.73	



Radiated Emission Measurement

Operator: Leon

File :3

Data :#7

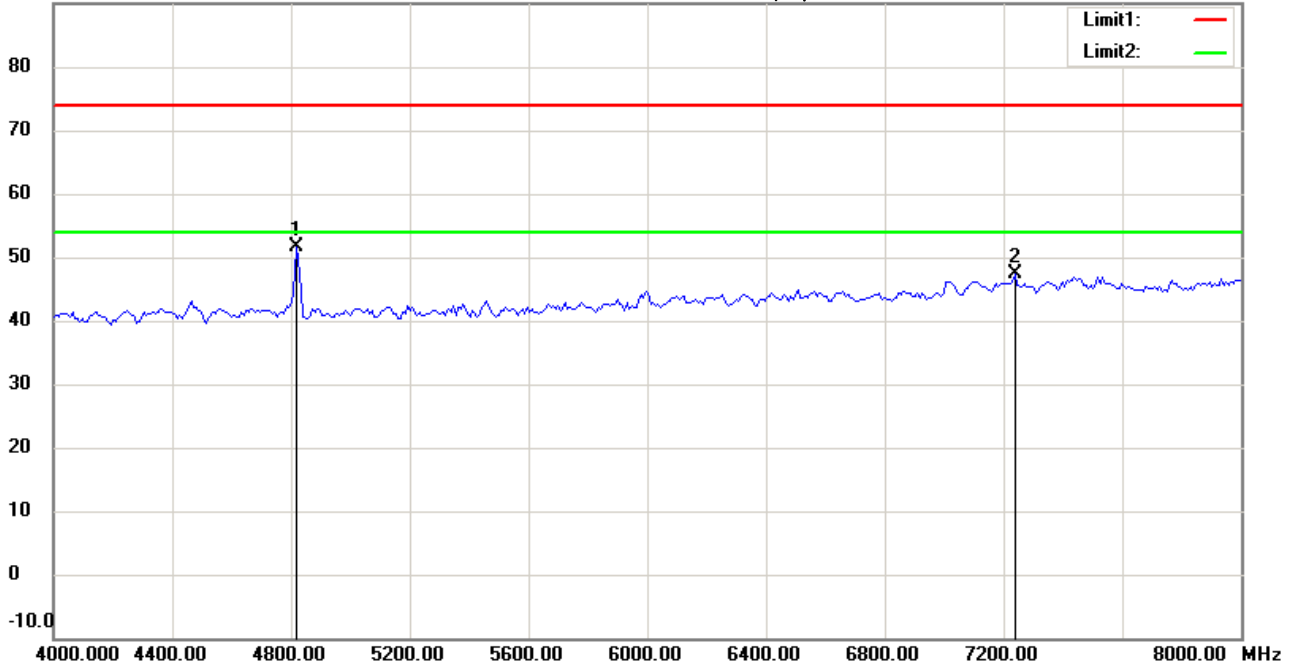
Date: 2016/4/30

Temperature:24 °C

90.0 dBuV/m

Time: 下午 12:01:49

Humidity:60 %



Site : Chamber

Condition : FCC_part 15 RE-Class C_Above 1GHz_PK

EUT : W6M21602-15593

M/N:

Test Mode : TX 802.11b CH1

Note :

Polarization: *Vertical*

Power : 5 Vd.c.

Distance: 3m

Mk.	Frequency (MHz)	Reading (dBuV)	Detector	Corr. factor (dB/m)	Result (dBuV/m)	Limit (dBuV/m)	Ant.Pos (cm)	Tab.Pos (deg.)	Margin (dB)	Comment
*	4817.635	52.22	peak	-0.58	51.64	74.00	100	285	-22.36	
	7238.477	43.16	peak	4.29	47.45	74.00	100	160	-26.55	



Radiated Emission Measurement

Operator: Leon

File :3

Data :#3

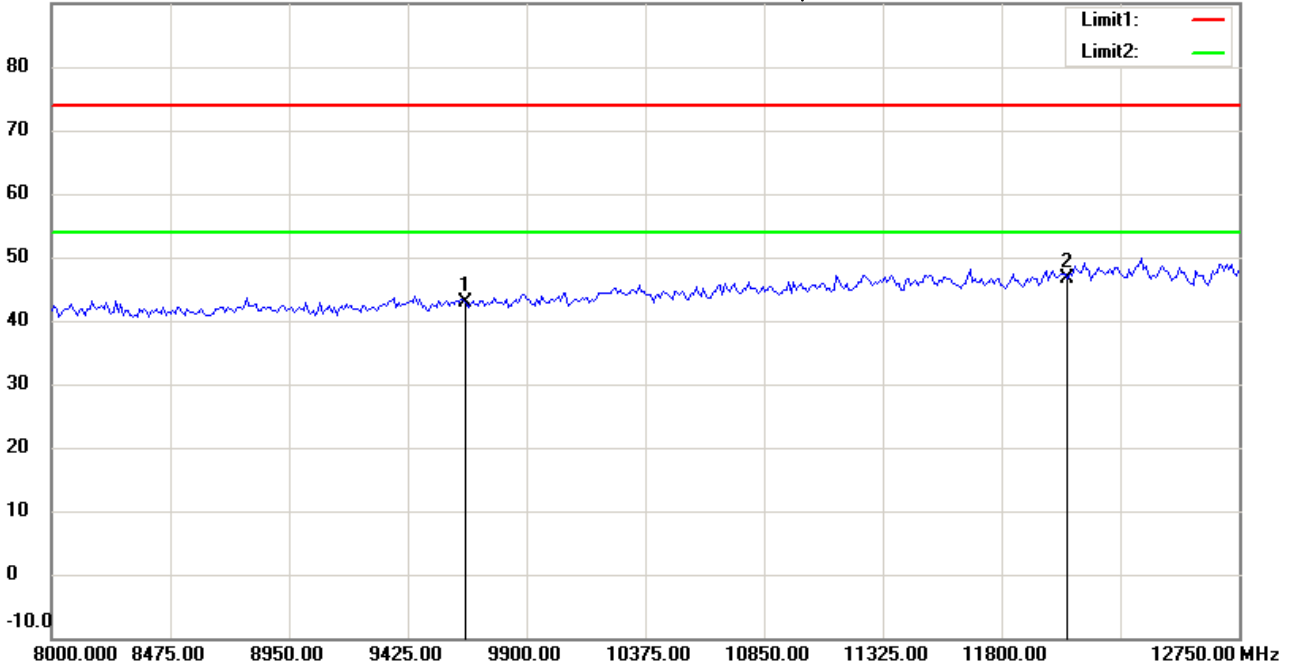
Date: 2016/4/30

Temperature:24 °C

90.0 dBuV/m

Time: 上午 11:58:44

Humidity:60 %



Site : Chamber

Condition : FCC_part 15 RE-Class C_Above 1GHz_PK

Polarization: *Horizontal*

EUT : W6M21602-15593

Power : 5 Vd.c.

M/N:

Distance: 3m

Test Mode : TX 802.11b CH1

Note :

Mk.	Frequency (MHz)	Reading (dBuV)	Detector	Corr. factor (dB/m)	Result (dBuV/m)	Limit (dBuV/m)	Ant.Pos (cm)	Tab.Pos (deg.)	Margin (dB)	Comment
	9648.000	35.42	peak	7.51	42.93	74.00	100	95	-31.07	
*	12060.000	33.52	peak	13.18	46.70	74.00	100	50	-27.30	



Radiated Emission Measurement

Operator: Leon

File :3

Data :#8

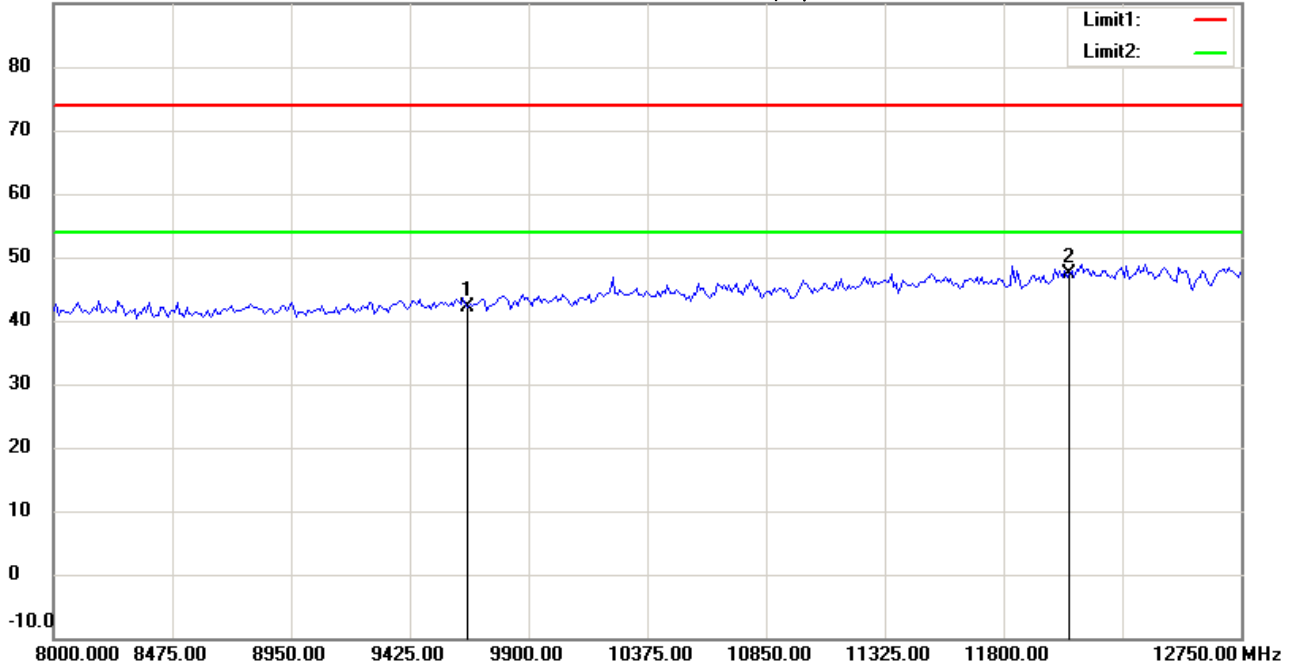
Date: 2016/4/30

Temperature:24 °C

90.0 dBuV/m

Time: 下午 12:02:34

Humidity:60 %



Site : Chamber

Condition : FCC_part 15 RE-Class C_Above 1GHz_PK

Polarization: *Vertical*

EUT : W6M21602-15593

Power : 5 Vd.c.

M/N:

Distance: 3m

Test Mode : TX 802.11b CH1

Note :

Mk.	Frequency (MHz)	Reading (dBuV)	Detector	Corr. factor (dB/m)	Result (dBuV/m)	Limit (dBuV/m)	Ant.Pos (cm)	Tab.Pos (deg.)	Margin (dB)	Comment
	9648.000	34.68	peak	7.51	42.19	74.00	100	75	-31.81	
*	12060.000	34.08	peak	13.18	47.26	74.00	100	195	-26.74	



Radiated Emission Measurement

Operator: Leon

File :3

Data :#4

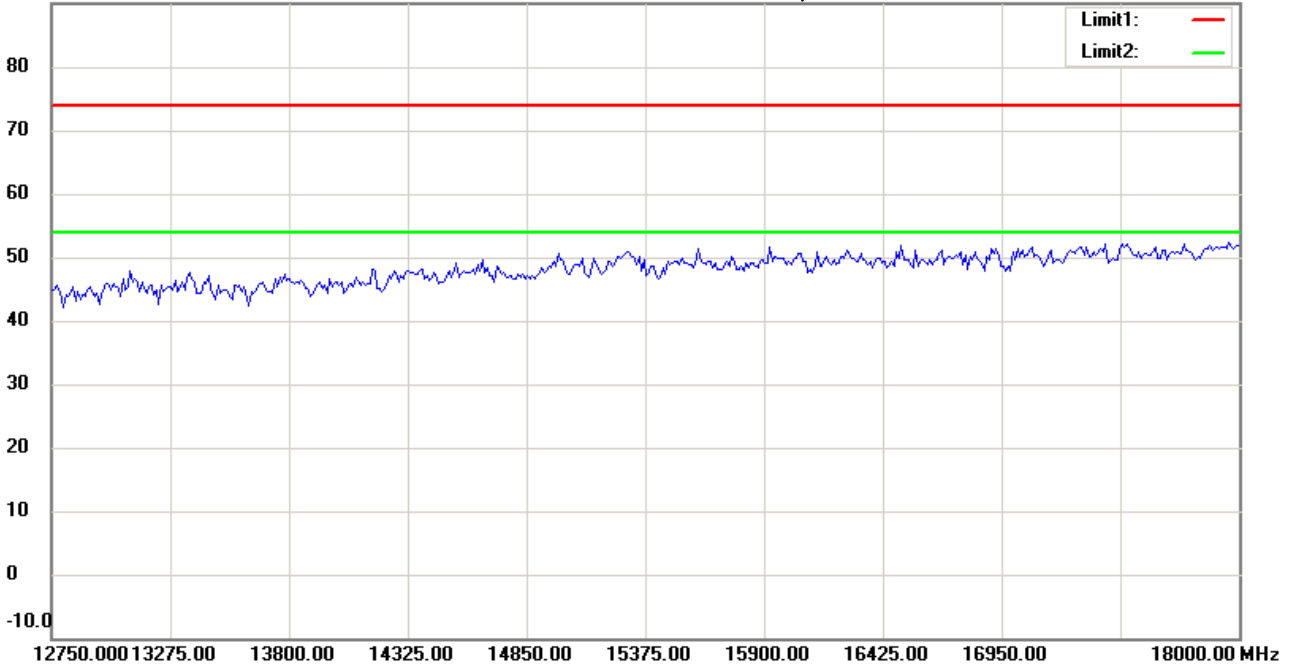
Date: 2016/4/30

Temperature:24 °C

90.0 dBuV/m

Time: 上午 11:58:58

Humidity:60 %



Site : Chamber

Condition : FCC_part 15 RE-Class C_Above 1GHz_PK

Polarization: *Horizontal*

EUT : W6M21602-15593

Power : 5 Vd.c.

M/N:

Distance: 3m

Test Mode : TX 802.11b CH1

Note :

Mk.	Frequency (MHz)	Reading (dBuV)	Detector	Corr. factor (dB/m)	Result (dBuV/m)	Limit (dBuV/m)	Ant.Pos (cm)	Tab.Pos (deg.)	Margin (dB)	Comment
-----	-----------------	----------------	----------	---------------------	-----------------	----------------	--------------	----------------	-------------	---------



Radiated Emission Measurement

Operator: Leon

File :3

Data :#9

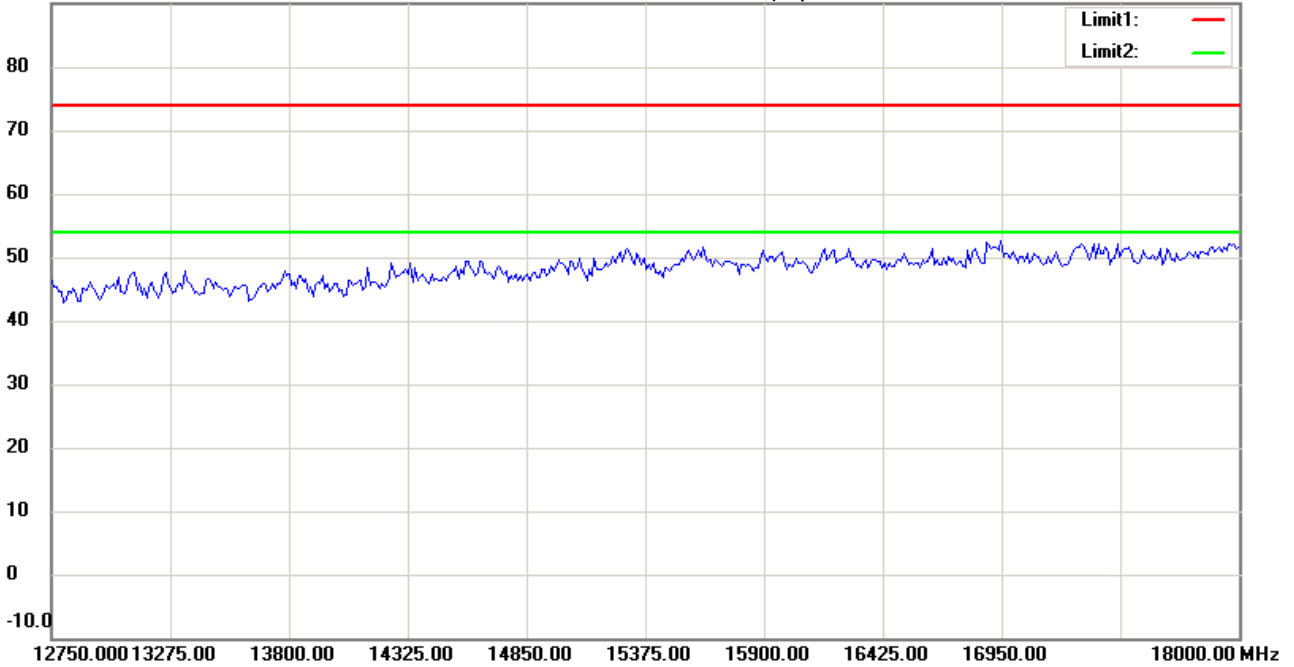
Date: 2016/4/30

Temperature:24 °C

90.0 dBuV/m

Time: 下午 12:02:48

Humidity:60 %



Site : Chamber

Condition : FCC_part 15 RE-Class C_Above 1GHz_PK

Polarization: *Vertical*

EUT : W6M21602-15593

Power : 5 Vd.c.

M/N:

Distance: 3m

Test Mode : TX 802.11b CH1

Note :

Mk.	Frequency (MHz)	Reading (dBuV)	Detector	Corr. factor (dB/m)	Result (dBuV/m)	Limit (dBuV/m)	Ant.Pos (cm)	Tab.Pos (deg.)	Margin (dB)	Comment
-----	-----------------	----------------	----------	---------------------	-----------------	----------------	--------------	----------------	-------------	---------



Radiated Emission Measurement

Operator: Leon

File :3

Data :#5

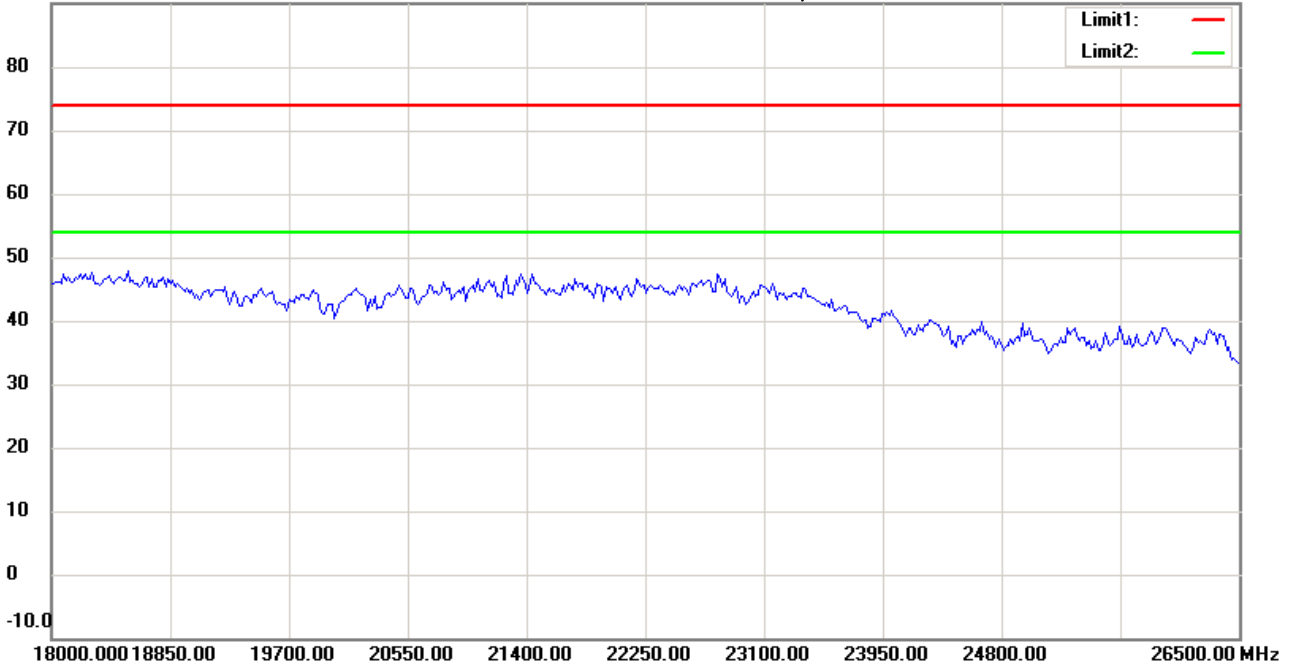
Date: 2016/4/30

Temperature:24 °C

90.0 dBuV/m

Time: 上午 11:59:08

Humidity:60 %



Site : Chamber

Condition : FCC_part 15 RE-Class C_Above 1GHz_PK

EUT : W6M21602-15593

M/N:

Test Mode : TX 802.11b CH1

Note :

Polarization: *Horizontal*

Power : 5 Vd.c.

Distance: 3m

Mk.	Frequency (MHz)	Reading (dBuV)	Detector	Corr. factor (dB/m)	Result (dBuV/m)	Limit (dBuV/m)	Ant.Pos (cm)	Tab.Pos (deg.)	Margin (dB)	Comment
-----	-----------------	----------------	----------	---------------------	-----------------	----------------	--------------	----------------	-------------	---------



Radiated Emission Measurement

Operator: Leon

File :3

Data :#10

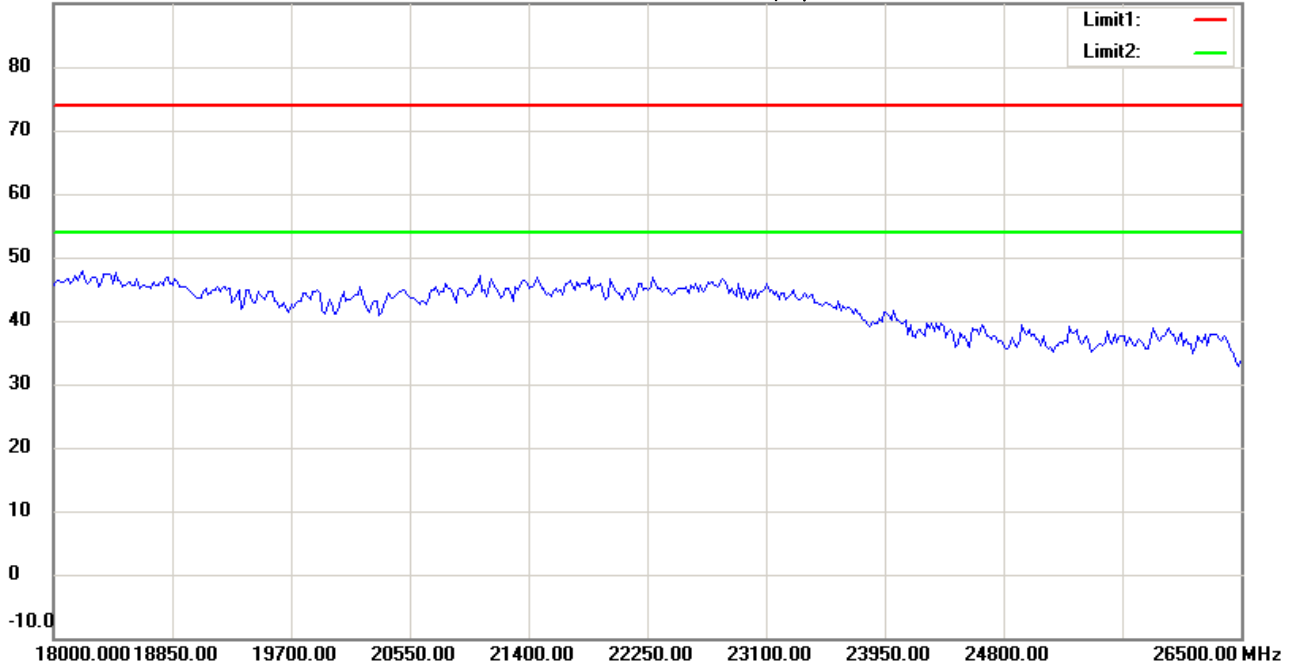
Date: 2016/4/30

Temperature:24 °C

90.0 dBuV/m

Time: 下午 12:02:59

Humidity:60 %



Site : Chamber

Condition : FCC_part 15 RE-Class C_Above 1GHz_PK

EUT : W6M21602-15593

M/N:

Test Mode : TX 802.11b CH1

Note :

Polarization: *Vertical*

Power : 5 Vd.c.

Distance: 3m

Mk.	Frequency (MHz)	Reading (dBuV)	Detector	Corr. factor (dB/m)	Result (dBuV/m)	Limit (dBuV/m)	Ant.Pos (cm)	Tab.Pos (deg.)	Margin (dB)	Comment
-----	-----------------	----------------	----------	---------------------	-----------------	----------------	--------------	----------------	-------------	---------



Radiated Emission Measurement

Operator: Leon

File :1

Data :#1

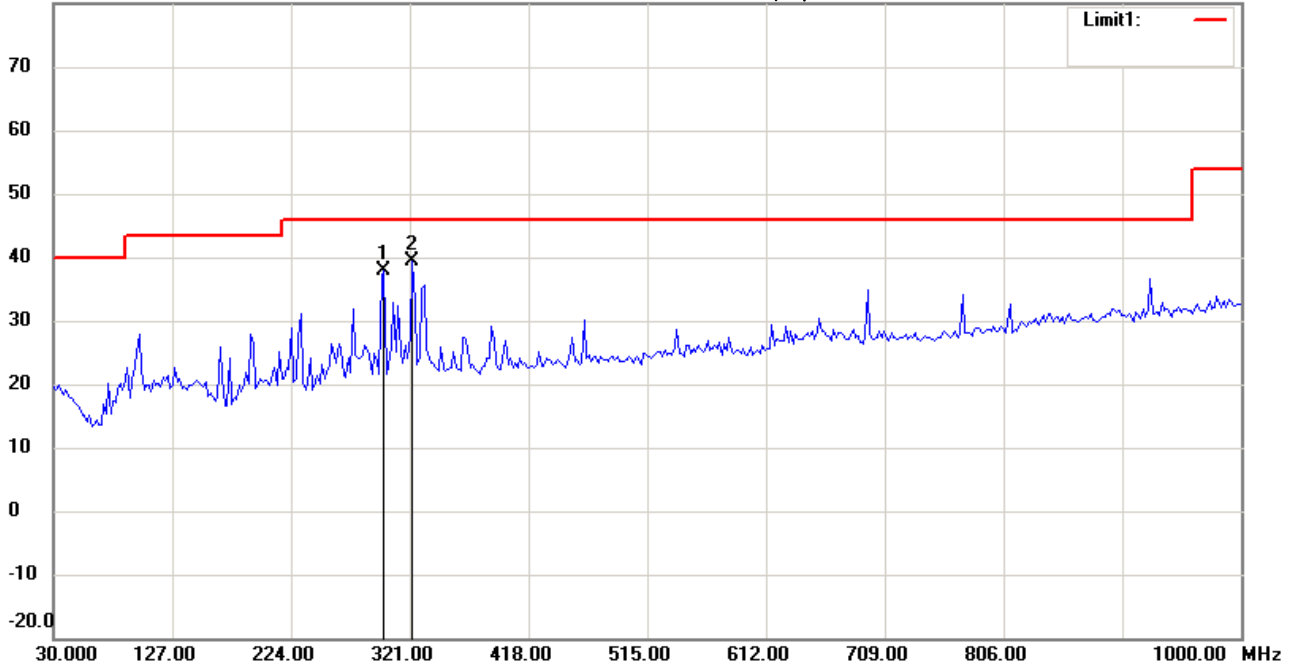
Date: 2016/4/30

Temperature:24 °C

80.0 dBuV/m

Time: 下午 04:35:49

Humidity:60 %



Site : Chamber

Condition : FCC_part 15 RE-Class C_30-1000MHz

EUT : W6M21602-15593

M/N:

Test Mode : TX 802.11b CH6

Note :

Polarization: *Horizontal*

Power : 5 Vd.c.

Distance: 3m

Mk.	Frequency (MHz)	Reading (dBuV)	Detector	Corr. factor (dB/m)	Result (dBuV/m)	Limit (dBuV/m)	Ant.Pos (cm)	Tab.Pos (deg.)	Margin (dB)	Comment
	300.2004	43.61	peak	-5.61	38.00	46.00	100	35	-8.00	
*	323.5271	44.46	peak	-5.12	39.34	46.00	100	175	-6.66	



Radiated Emission Measurement

Operator: Leon

File :1

Data :#2

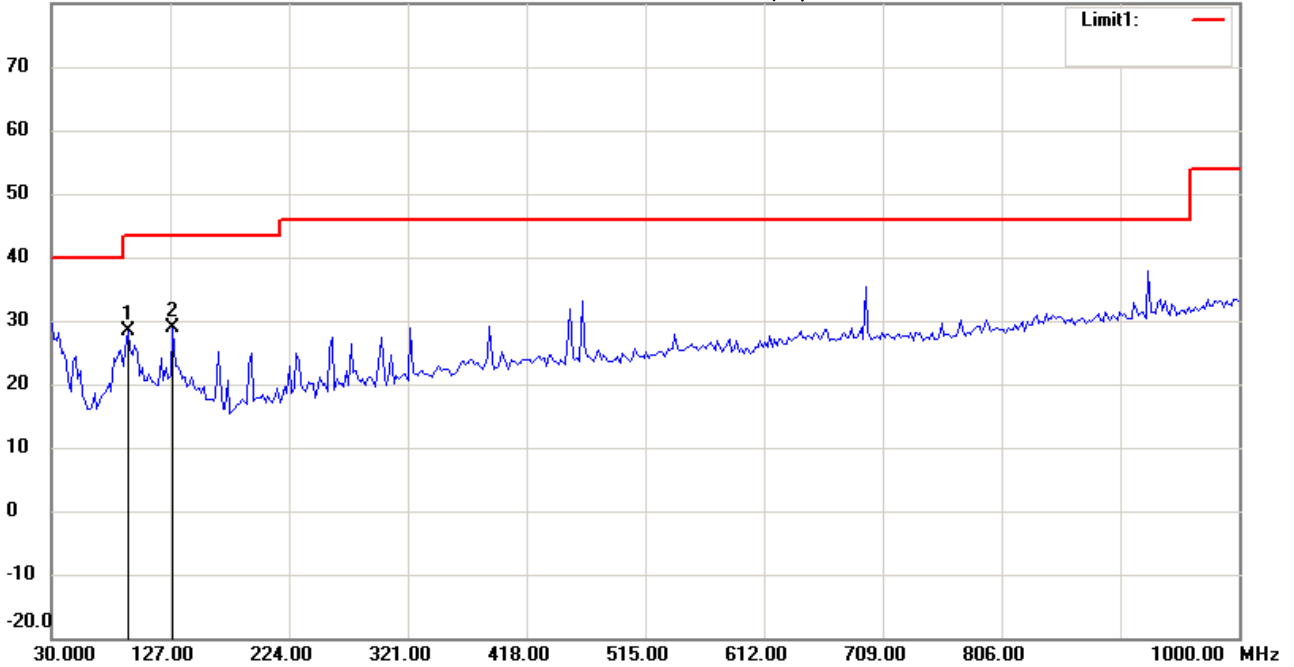
Date: 2016/4/30

Temperature:24 °C

80.0 dBuV/m

Time: 下午 04:36:34

Humidity:60 %



Site : Chamber

Condition : FCC_part 15 RE-Class C_30-1000MHz

EUT : W6M21602-15593

M/N:

Test Mode : TX 802.11b CH6

Note :

Polarization: *Vertical*

Power : 5 Vd.c.

Distance: 3m

Mk.	Frequency (MHz)	Reading (dBuV)	Detector	Corr. factor (dB/m)	Result (dBuV/m)	Limit (dBuV/m)	Ant.Pos (cm)	Tab.Pos (deg.)	Margin (dB)	Comment
	92.2044	40.67	peak	-12.29	28.38	43.50	100	90	-15.12	
*	129.1383	34.93	peak	-6.17	28.76	43.50	100	65	-14.74	



Radiated Emission Measurement

Operator: Leon

File :3

Data :#1

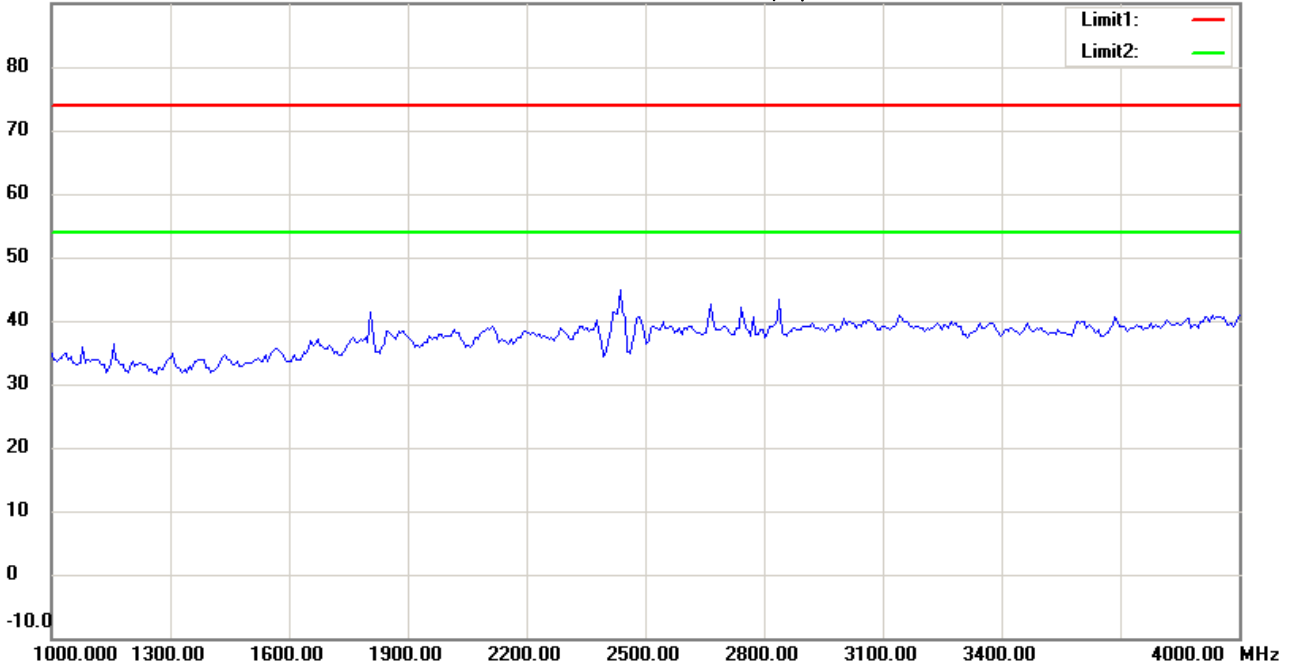
Date: 2016/4/30

Temperature:24 °C

90.0 dBuV/m

Time: 下午 12:06:36

Humidity:60 %



Site : Chamber

Condition : FCC_part 15 RE-Class C_Above 1GHz_PK

Polarization: *Horizontal*

EUT : W6M21602-15593

Power : 5 Vd.c.

M/N:

Distance: 3m

Test Mode : TX 802.11b CH6

Note :

Mk.	Frequency (MHz)	Reading (dBuV)	Detector	Corr. factor (dB/m)	Result (dBuV/m)	Limit (dBuV/m)	Ant.Pos (cm)	Tab.Pos (deg.)	Margin (dB)	Comment
-----	-----------------	----------------	----------	---------------------	-----------------	----------------	--------------	----------------	-------------	---------



Radiated Emission Measurement

Operator: Leon

File :3

Data :#6

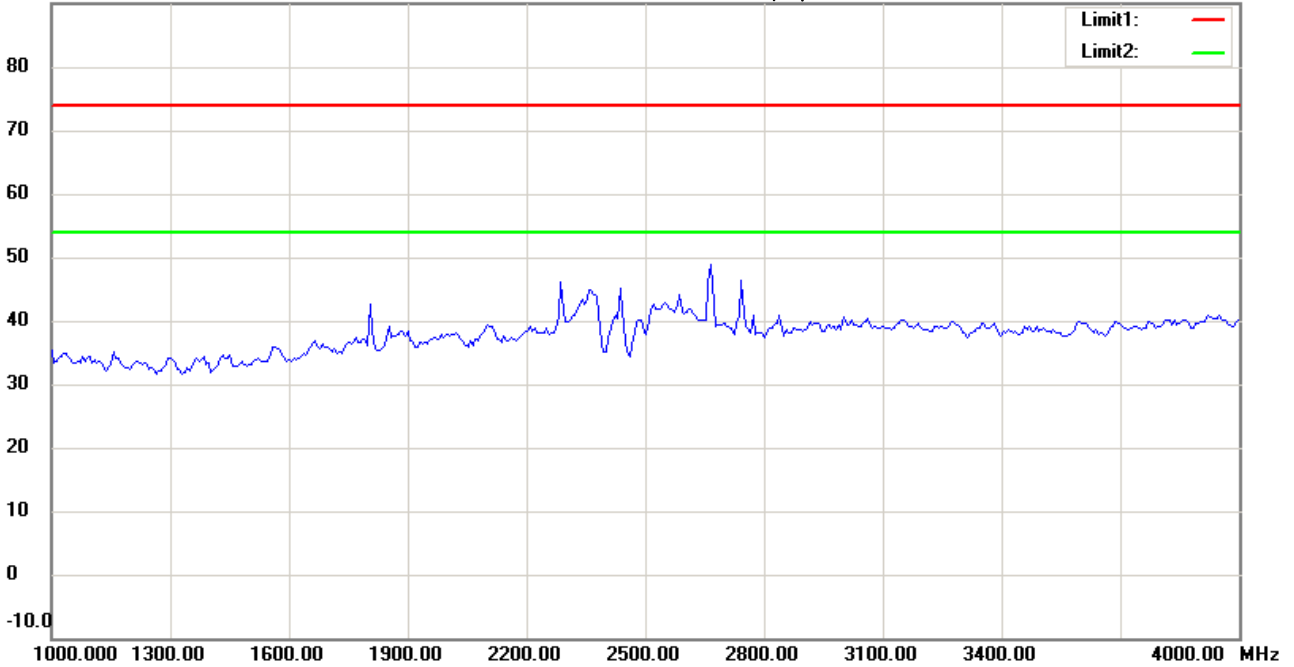
Date: 2016/4/30

Temperature:24 °C

90.0 dBuV/m

Time: 下午 12:09:24

Humidity:60 %



Site : Chamber

Condition : FCC_part 15 RE-Class C_Above 1GHz_PK

Polarization: *Vertical*

EUT : W6M21602-15593

Power : 5 Vd.c.

M/N:

Distance: 3m

Test Mode : TX 802.11b CH6

Note :

Mk.	Frequency (MHz)	Reading (dBuV)	Detector	Corr. factor (dB/m)	Result (dBuV/m)	Limit (dBuV/m)	Ant.Pos (cm)	Tab.Pos (deg.)	Margin (dB)	Comment
-----	-----------------	----------------	----------	---------------------	-----------------	----------------	--------------	----------------	-------------	---------



Radiated Emission Measurement

Operator: Leon

File :3

Data :#2

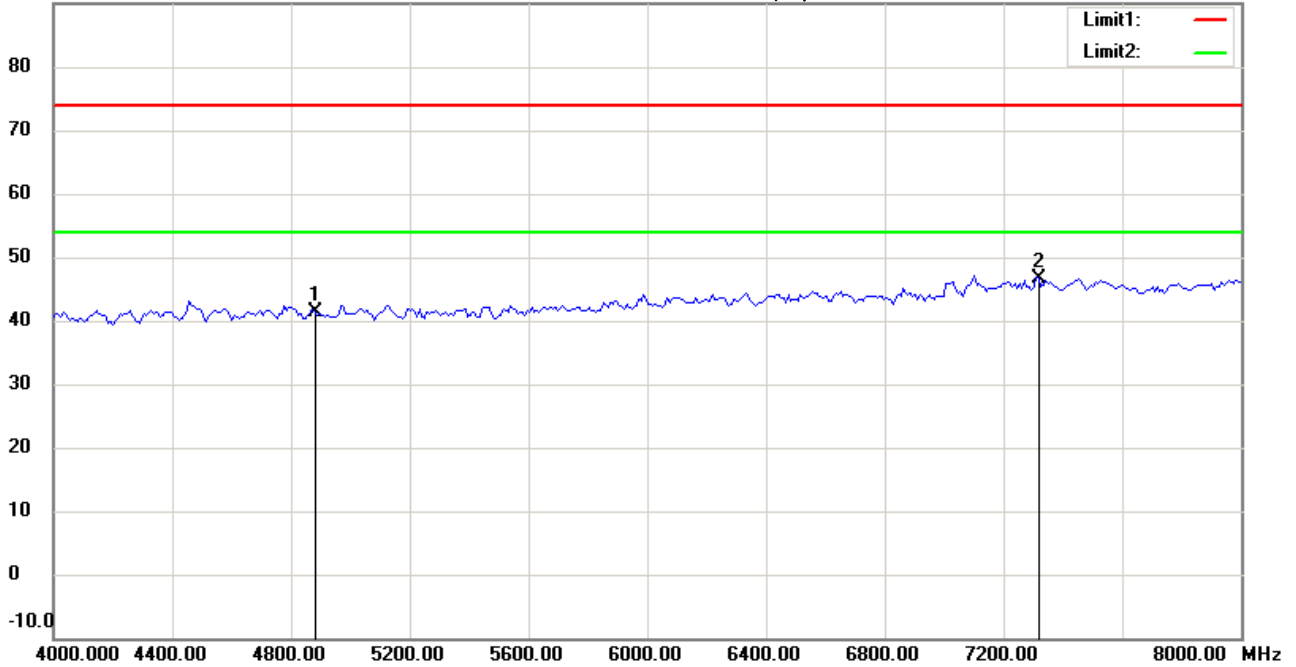
Date: 2016/4/30

Temperature:24 °C

90.0 dBuV/m

Time: 下午 12:07:22

Humidity:60 %



Site : Chamber

Condition : FCC_part 15 RE-Class C_Above 1GHz_PK

EUT : W6M21602-15593

M/N:

Test Mode : TX 802.11b CH6

Note :

Polarization: *Horizontal*

Power : 5 Vd.c.

Distance: 3m

Mk.	Frequency (MHz)	Reading (dBuV)	Detector	Corr. factor (dB/m)	Result (dBuV/m)	Limit (dBuV/m)	Ant.Pos (cm)	Tab.Pos (deg.)	Margin (dB)	Comment
	4874.000	41.92	peak	-0.50	41.42	74.00	100	155	-32.58	
*	7311.000	42.10	peak	4.43	46.53	74.00	100	90	-27.47	



Radiated Emission Measurement

Operator: Leon

File :3

Data :#7

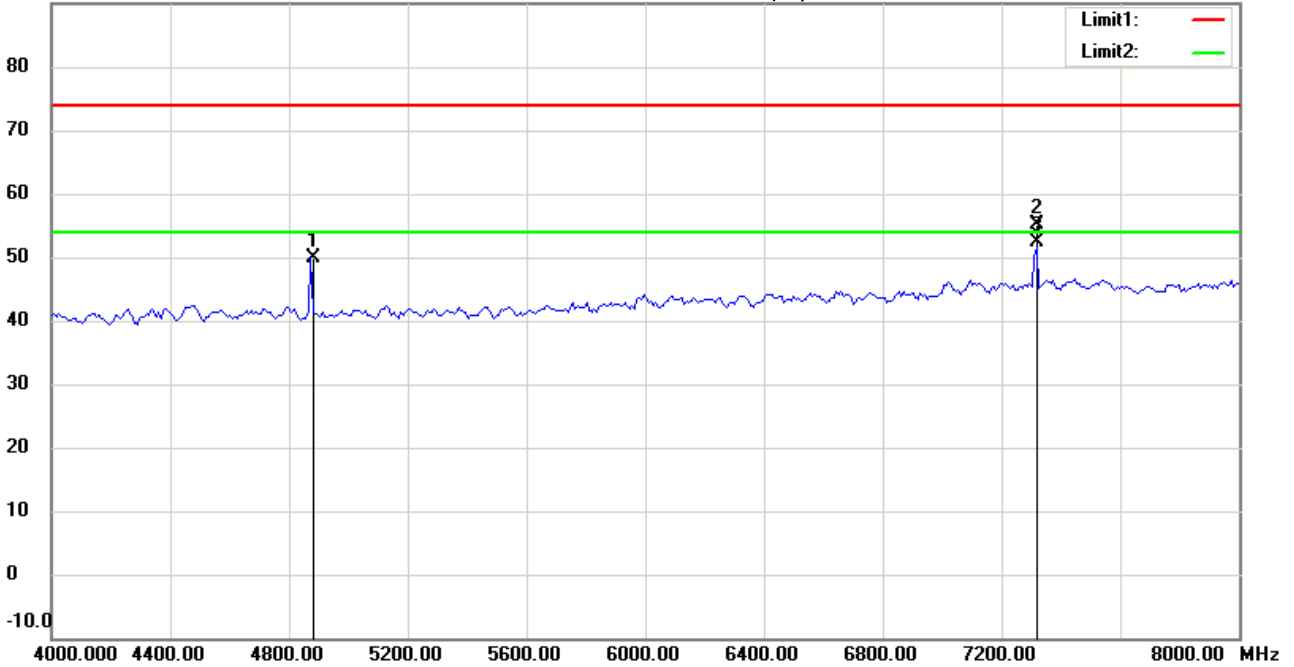
Date: 2016/4/30

Temperature:24 °C

90.0 dBuV/m

Time: 下午 12:10:11

Humidity:60 %



Site : Chamber

Condition : FCC_part 15 RE-Class C_Above 1GHz_PK

EUT : W6M21602-15593

M/N:

Test Mode : TX 802.11b CH6

Note :

Polarization: *Vertical*

Power : 5 Vd.c.

Distance: 3m

Mk.	Frequency (MHz)	Reading (dBuV)	Detector	Corr. factor (dB/m)	Result (dBuV/m)	Limit (dBuV/m)	Ant.Pos (cm)	Tab.Pos (deg.)	Margin (dB)	Comment
	4873.748	50.34	peak	-0.50	49.84	74.00	100	245	-24.16	
	7318.637	50.69	peak	4.48	55.17	74.00	100	230	-18.83	
*	7318.637	47.93	AVG	4.48	52.41	54.00	100	230	-1.59	



Radiated Emission Measurement

Operator: Leon

File :3

Data :#3

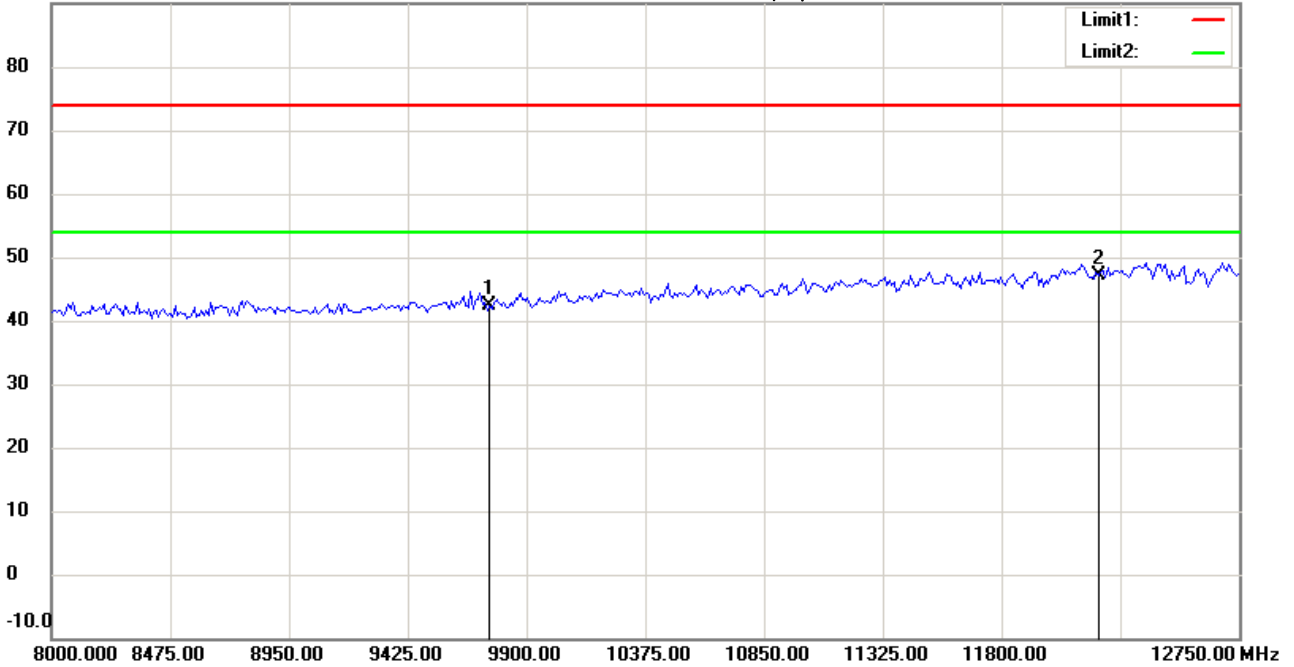
Date: 2016/4/30

Temperature:24 °C

90.0 dBuV/m

Time: 下午 12:08:14

Humidity:60 %



Site : Chamber

Condition : FCC_part 15 RE-Class C_Above 1GHz_PK

Polarization: *Horizontal*

EUT : W6M21602-15593

Power : 5 Vd.c.

M/N:

Distance: 3m

Test Mode : TX 802.11b CH6

Note :

Mk.	Frequency (MHz)	Reading (dBuV)	Detector	Corr. factor (dB/m)	Result (dBuV/m)	Limit (dBuV/m)	Ant.Pos (cm)	Tab.Pos (deg.)	Margin (dB)	Comment
	9748.000	34.97	peak	7.49	42.46	74.00	100	45	-31.54	
*	12185.000	33.29	peak	13.82	47.11	74.00	100	120	-26.89	



Radiated Emission Measurement

Operator: Leon

File :3

Data :#8

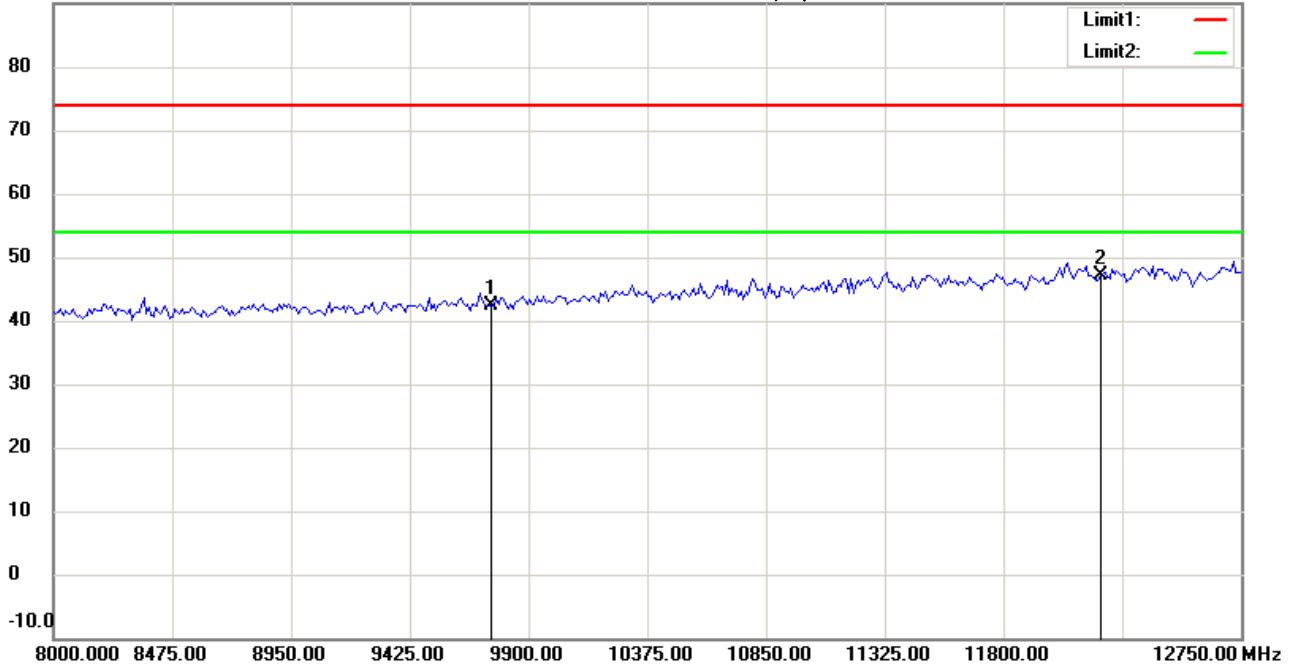
Date: 2016/4/30

Temperature:24 °C

90.0 dBuV/m

Time: 下午 12:10:56

Humidity:60 %



Site : Chamber

Condition : FCC_part 15 RE-Class C_Above 1GHz_PK

Polarization: *Vertical*

EUT : W6M21602-15593

Power : 5 Vd.c.

M/N:

Distance: 3m

Test Mode : TX 802.11b CH6

Note :

Mk.	Frequency (MHz)	Reading (dBuV)	Detector	Corr. factor (dB/m)	Result (dBuV/m)	Limit (dBuV/m)	Ant.Pos (cm)	Tab.Pos (deg.)	Margin (dB)	Comment
	9748.000	34.77	peak	7.49	42.26	74.00	100	265	-31.74	
*	12185.000	33.22	peak	13.82	47.04	74.00	100	190	-26.96	



Radiated Emission Measurement

Operator: Leon

File :3

Data :#4

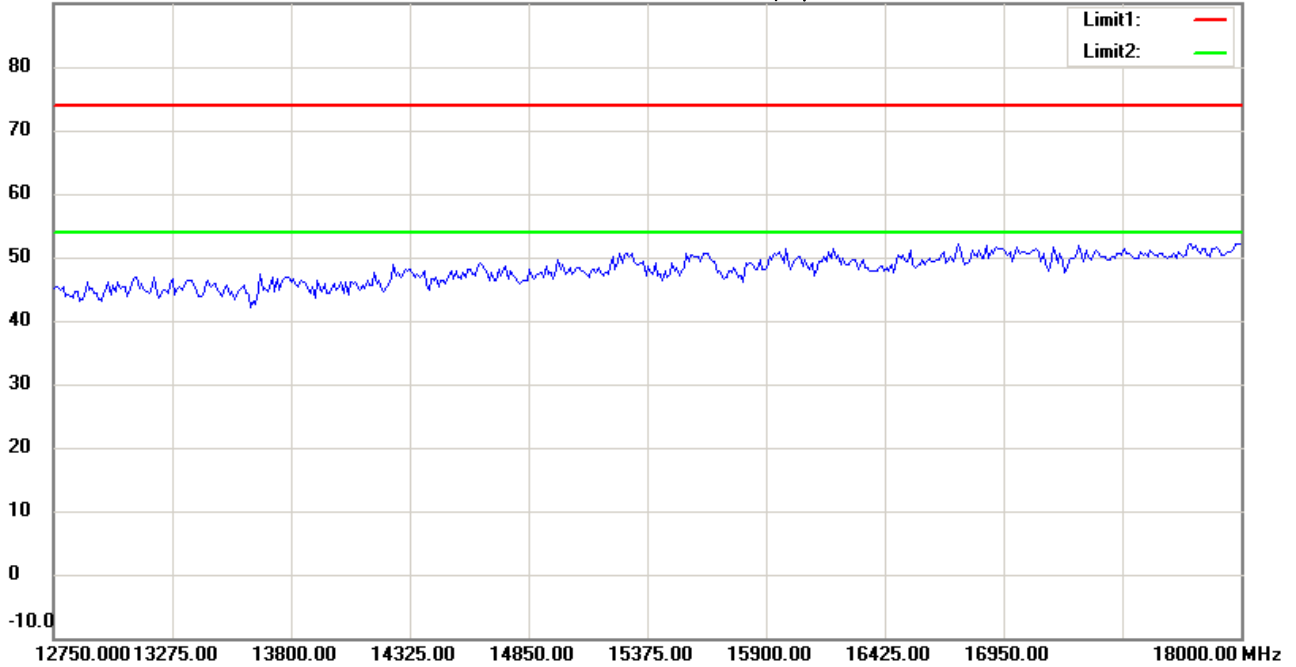
Date: 2016/4/30

Temperature:24 °C

90.0 dBuV/m

Time: 下午 12:08:28

Humidity:60 %



Site : Chamber

Condition : FCC_part 15 RE-Class C_Above 1GHz_PK

Polarization: *Horizontal*

EUT : W6M21602-15593

Power : 5 Vd.c.

M/N:

Distance: 3m

Test Mode : TX 802.11b CH6

Note :

Mk.	Frequency (MHz)	Reading (dBuV)	Detector	Corr. factor (dB/m)	Result (dBuV/m)	Limit (dBuV/m)	Ant.Pos (cm)	Tab.Pos (deg.)	Margin (dB)	Comment
-----	-----------------	----------------	----------	---------------------	-----------------	----------------	--------------	----------------	-------------	---------



Radiated Emission Measurement

Operator: Leon

File :3

Data :#9

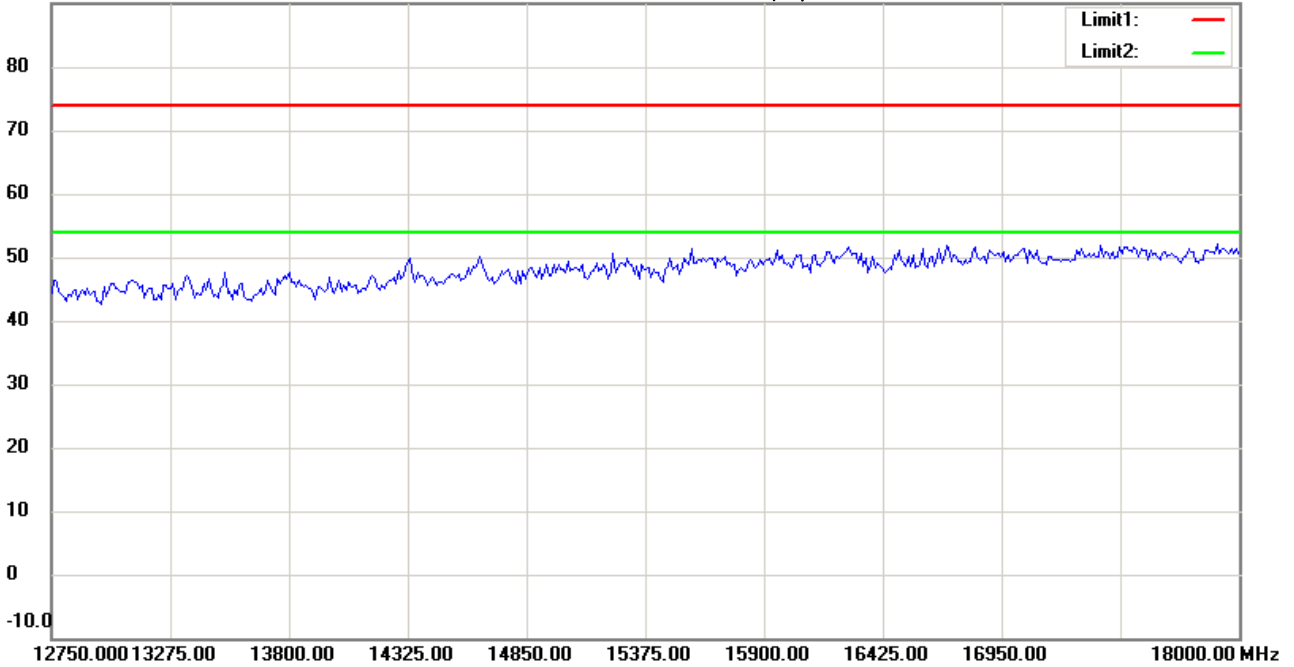
Date: 2016/4/30

Temperature:24 °C

90.0 dBuV/m

Time: 下午 12:11:10

Humidity:60 %



Site : Chamber

Condition : FCC_part 15 RE-Class C_Above 1GHz_PK

Polarization: *Vertical*

EUT : W6M21602-15593

Power : 5 Vd.c.

M/N:

Distance: 3m

Test Mode : TX 802.11b CH6

Note :

Mk.	Frequency (MHz)	Reading (dBuV)	Detector	Corr. factor (dB/m)	Result (dBuV/m)	Limit (dBuV/m)	Ant.Pos (cm)	Tab.Pos (deg.)	Margin (dB)	Comment
-----	-----------------	----------------	----------	---------------------	-----------------	----------------	--------------	----------------	-------------	---------



Radiated Emission Measurement

Operator: Leon

File :3

Data :#5

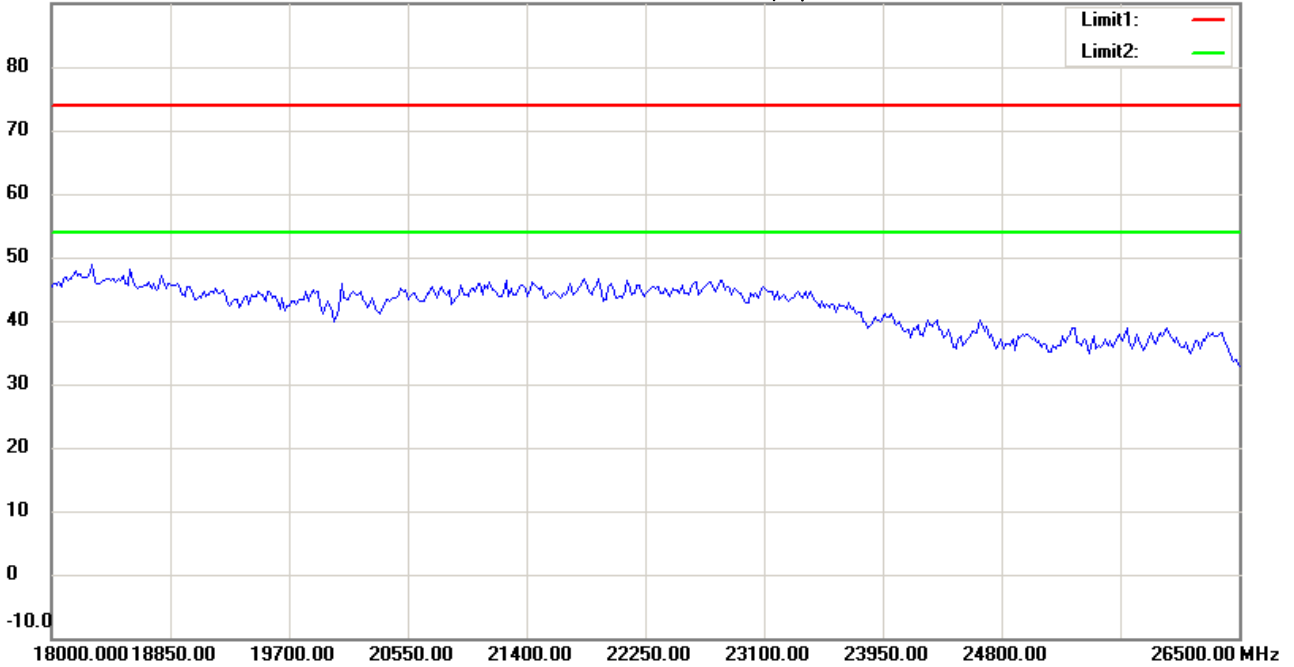
Date: 2016/4/30

Temperature:24 °C

90.0 dBuV/m

Time: 下午 12:08:39

Humidity:60 %



Site : Chamber

Condition : FCC_part 15 RE-Class C_Above 1GHz_PK

EUT : W6M21602-15593

M/N:

Test Mode : TX 802.11b CH6

Note :

Polarization: *Horizontal*

Power : 5 Vd.c.

Distance: 3m

Mk.	Frequency (MHz)	Reading (dBuV)	Detector	Corr. factor (dB/m)	Result (dBuV/m)	Limit (dBuV/m)	Ant.Pos (cm)	Tab.Pos (deg.)	Margin (dB)	Comment
-----	-----------------	----------------	----------	---------------------	-----------------	----------------	--------------	----------------	-------------	---------



Address:6F.,No.58,Ln 188,Ruey Kuang Rd,Neihu,Taipei
 Tel:+886-2-6606-8877
 Fax:+886-2-6606-8875

Radiated Emission Measurement

Operator: Leon

File :3

Data :#10

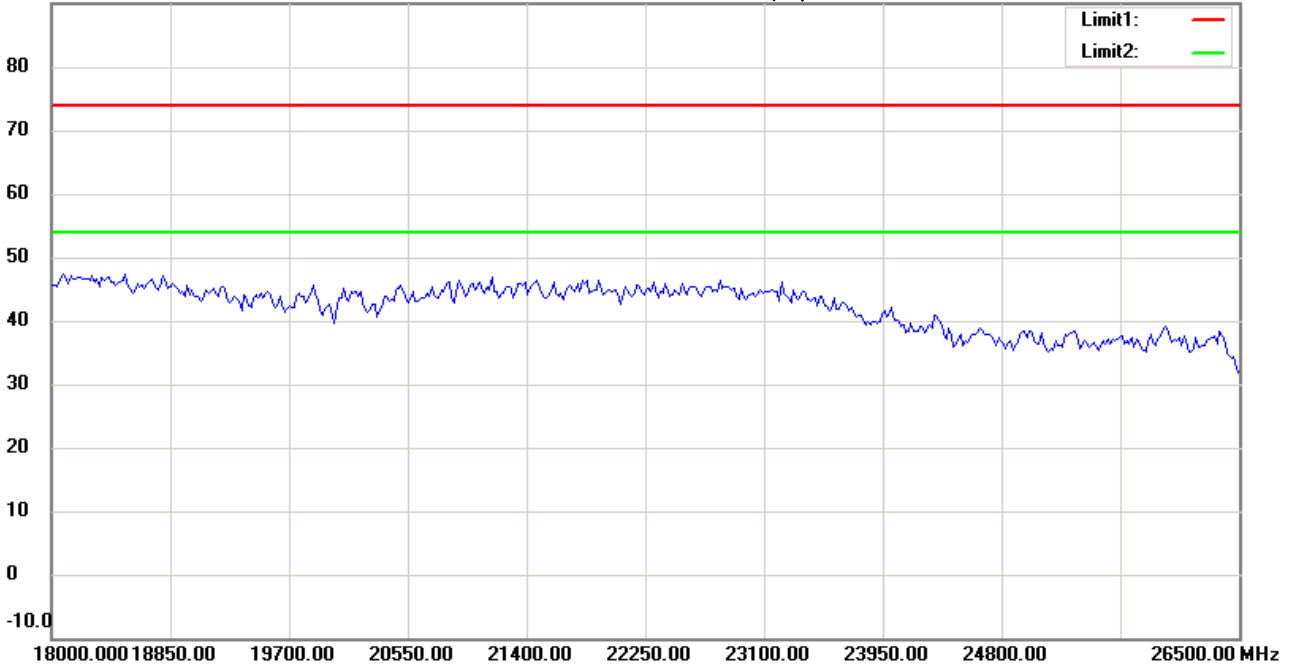
Date: 2016/4/30

Temperature:24 °C

90.0 dBuV/m

Time: 下午 12:11:20

Humidity:60 %



Site : Chamber

Condition : FCC_part 15 RE-Class C_Above 1GHz_PK

Polarization: *Vertical*

EUT : W6M21602-15593

Power : 5 Vd.c.

M/N:

Distance: 3m

Test Mode : TX 802.11b CH6

Note :

Mk.	Frequency (MHz)	Reading (dBuV)	Detector	Corr. factor (dB/m)	Result (dBuV/m)	Limit (dBuV/m)	Ant.Pos (cm)	Tab.Pos (deg.)	Margin (dB)	Comment
-----	-----------------	----------------	----------	---------------------	-----------------	----------------	--------------	----------------	-------------	---------

*:Maximum data x:Over limit !:over margin



Radiated Emission Measurement

Operator: Leon

File :1

Data :#1

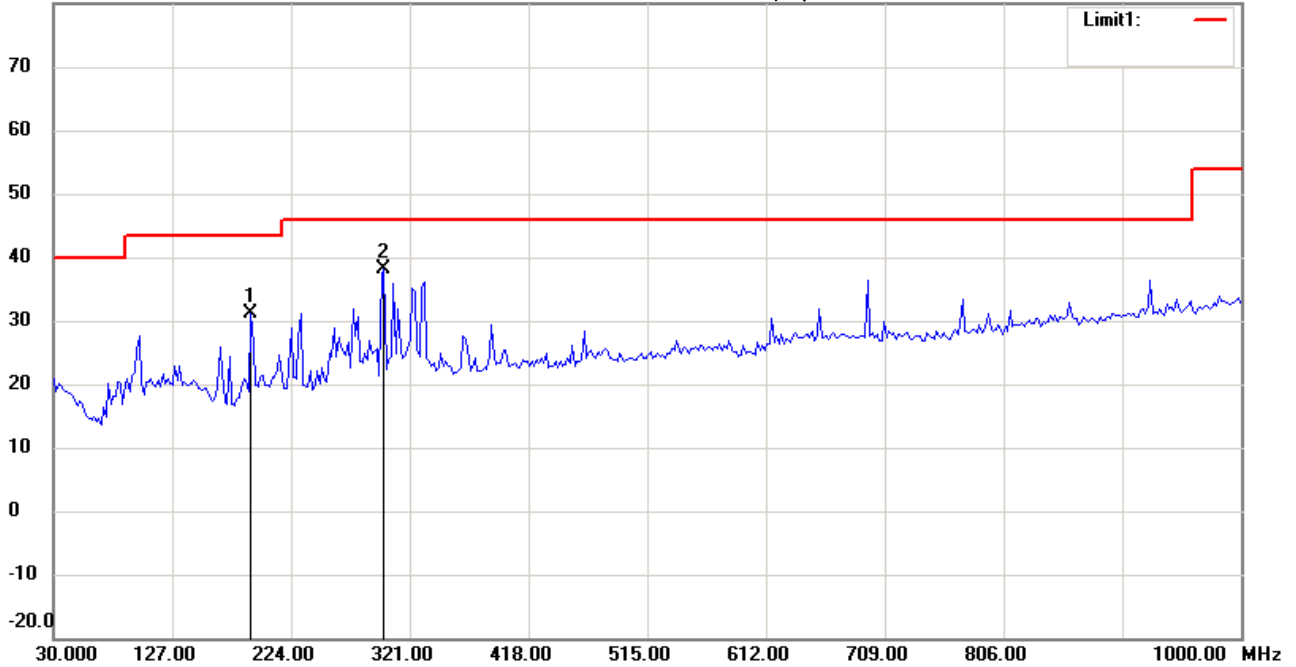
Date: 2016/4/30

Temperature:24 °C

80.0 dBuV/m

Time: 下午 04:39:51

Humidity:60 %



Site : Chamber

Condition : FCC_part 15 RE-Class C_30-1000MHz

EUT : W6M21602-15593

M/N:

Test Mode : TX 802.11b CH11

Note :

Polarization: *Horizontal*

Power : 5 Vd.c.

Distance: 3m

Mk.	Frequency (MHz)	Reading (dBuV)	Detector	Corr. factor (dB/m)	Result (dBuV/m)	Limit (dBuV/m)	Ant.Pos (cm)	Tab.Pos (deg.)	Margin (dB)	Comment
	191.3427	42.18	peak	-10.95	31.23	43.50	100	70	-12.27	
*	300.2004	43.77	peak	-5.61	38.16	46.00	100	55	-7.84	



Radiated Emission Measurement

Operator: Leon

File :1

Data :#2

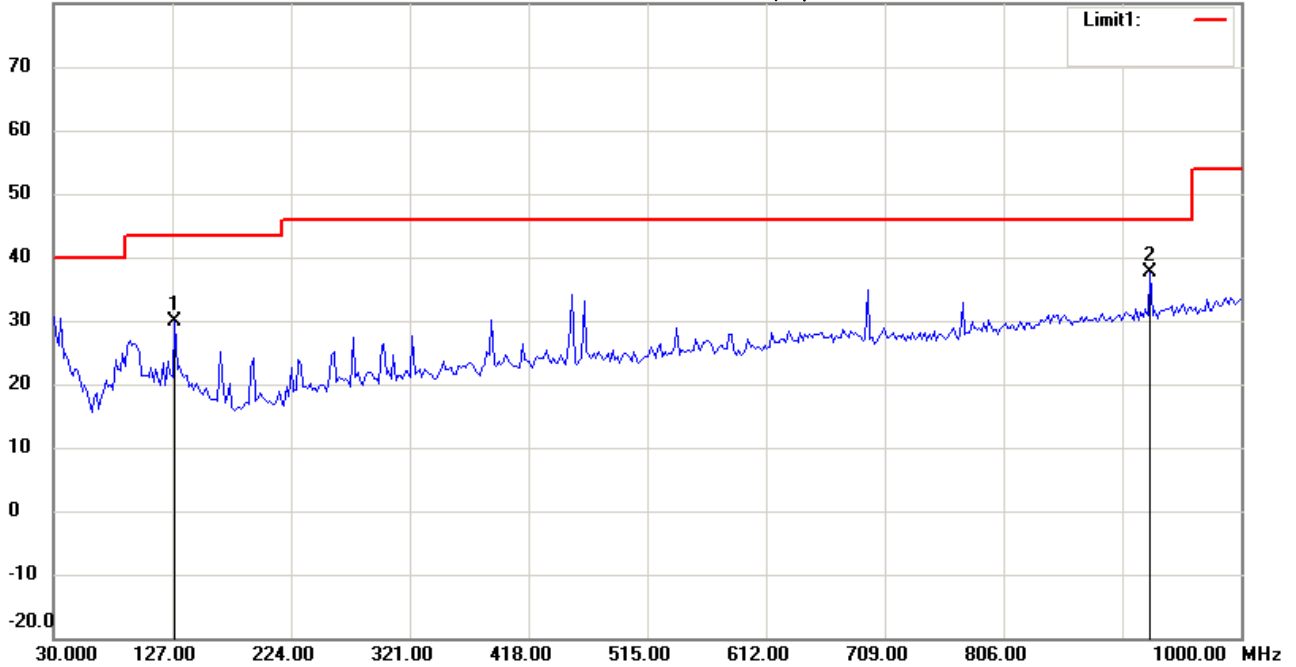
Date: 2016/4/30

Temperature:24 °C

80.0 dBuV/m

Time: 下午 04:40:36

Humidity:60 %



Site : Chamber

Condition : FCC_part 15 RE-Class C_30-1000MHz

Polarization: *Vertical*

EUT : W6M21602-15593

Power : 5 Vd.c.

M/N:

Distance: 3m

Test Mode : TX 802.11b CH11

Note :

Mk.	Frequency (MHz)	Reading (dBuV)	Detector	Corr. factor (dB/m)	Result (dBuV/m)	Limit (dBuV/m)	Ant.Pos (cm)	Tab.Pos (deg.)	Margin (dB)	Comment
	129.1383	36.09	peak	-6.17	29.92	43.50	100	90	-13.58	
*	926.1323	32.98	peak	4.75	37.73	46.00	100	35	-8.27	



Radiated Emission Measurement

Operator: Leon

File :3

Data :#1

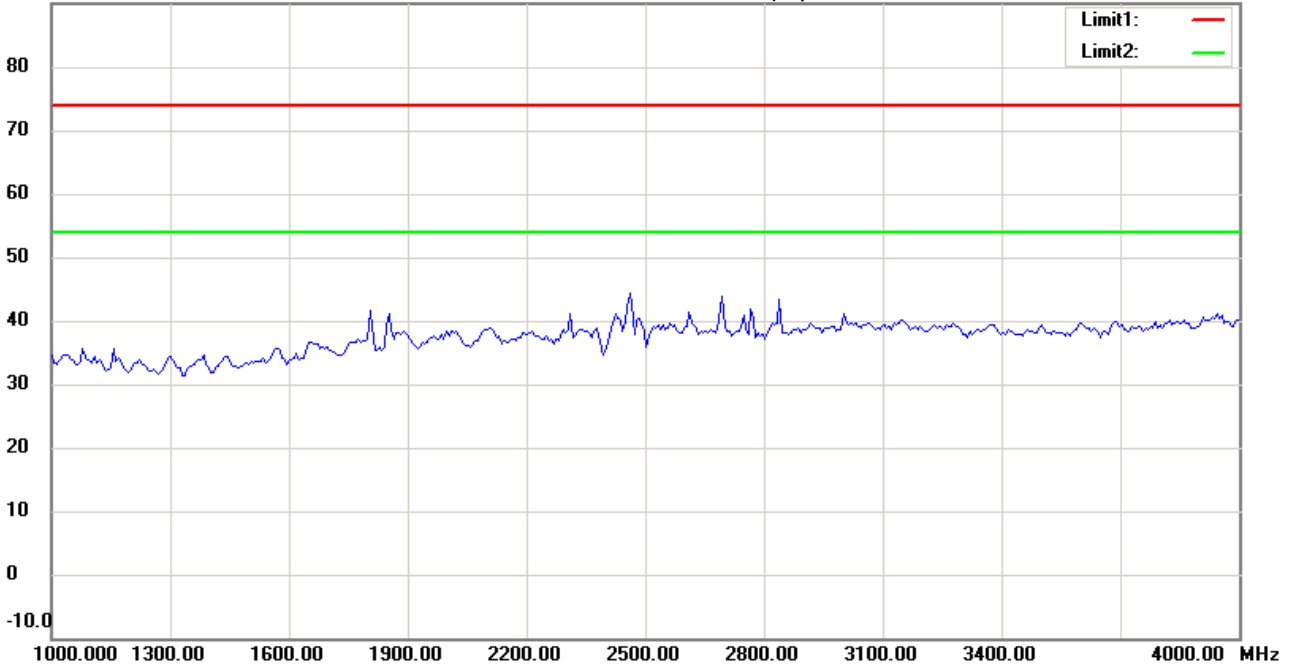
Date: 2016/4/30

Temperature:24 °C

90.0 dBuV/m

Time: 下午 12:15:17

Humidity:60 %



Site : Chamber

Condition : FCC_part 15 RE-Class C_Above 1GHz_PK

Polarization: *Horizontal*

EUT : W6M21602-15593

Power : 5 Vd.c.

M/N:

Distance: 3m

Test Mode : TX 802.11b CH11

Note :

Mk.	Frequency (MHz)	Reading (dBuV)	Detector	Corr. factor (dB/m)	Result (dBuV/m)	Limit (dBuV/m)	Ant.Pos (cm)	Tab.Pos (deg.)	Margin (dB)	Comment
-----	-----------------	----------------	----------	---------------------	-----------------	----------------	--------------	----------------	-------------	---------



Radiated Emission Measurement

Operator: Leon

File :3

Data :#6

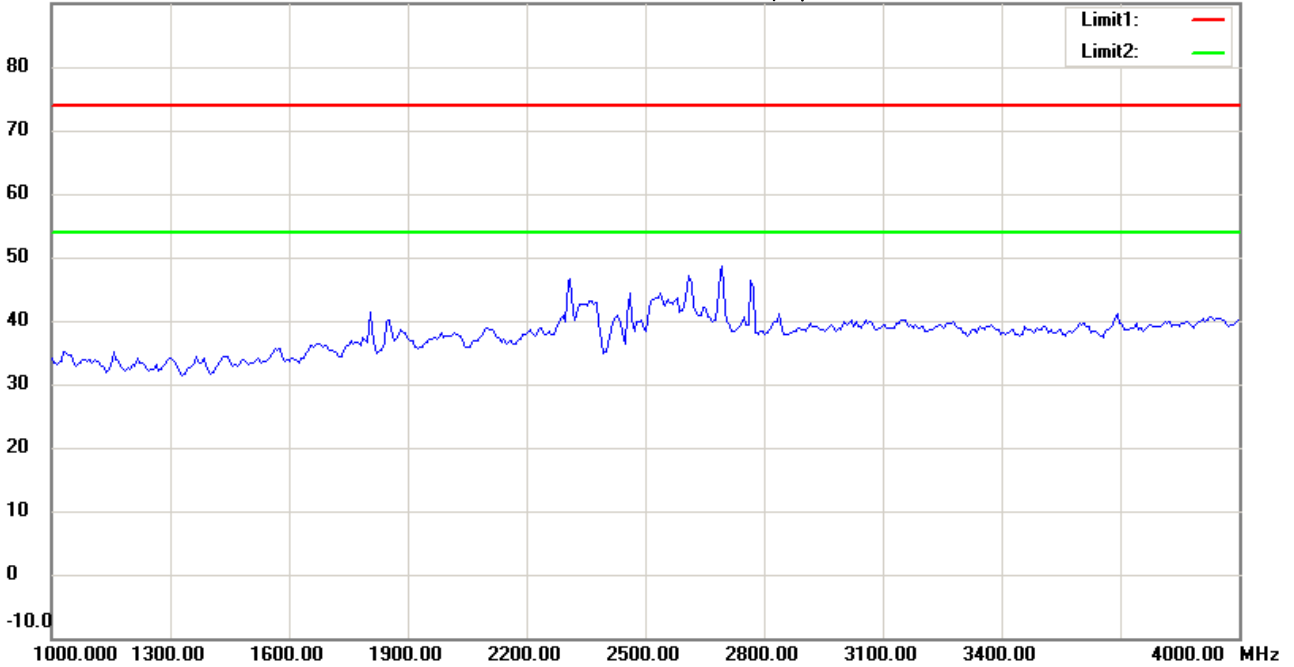
Date: 2016/4/30

Temperature:24 °C

90.0 dBuV/m

Time: 下午 12:18:05

Humidity:60 %



Site : Chamber

Condition : FCC_part 15 RE-Class C_Above 1GHz_PK

Polarization: *Vertical*

EUT : W6M21602-15593

Power : 5 Vd.c.

M/N:

Distance: 3m

Test Mode : TX 802.11b CH11

Note :

Mk.	Frequency (MHz)	Reading (dBuV)	Detector	Corr. factor (dB/m)	Result (dBuV/m)	Limit (dBuV/m)	Ant.Pos (cm)	Tab.Pos (deg.)	Margin (dB)	Comment
-----	-----------------	----------------	----------	---------------------	-----------------	----------------	--------------	----------------	-------------	---------



Radiated Emission Measurement

Operator: Leon

File :3

Data :#2

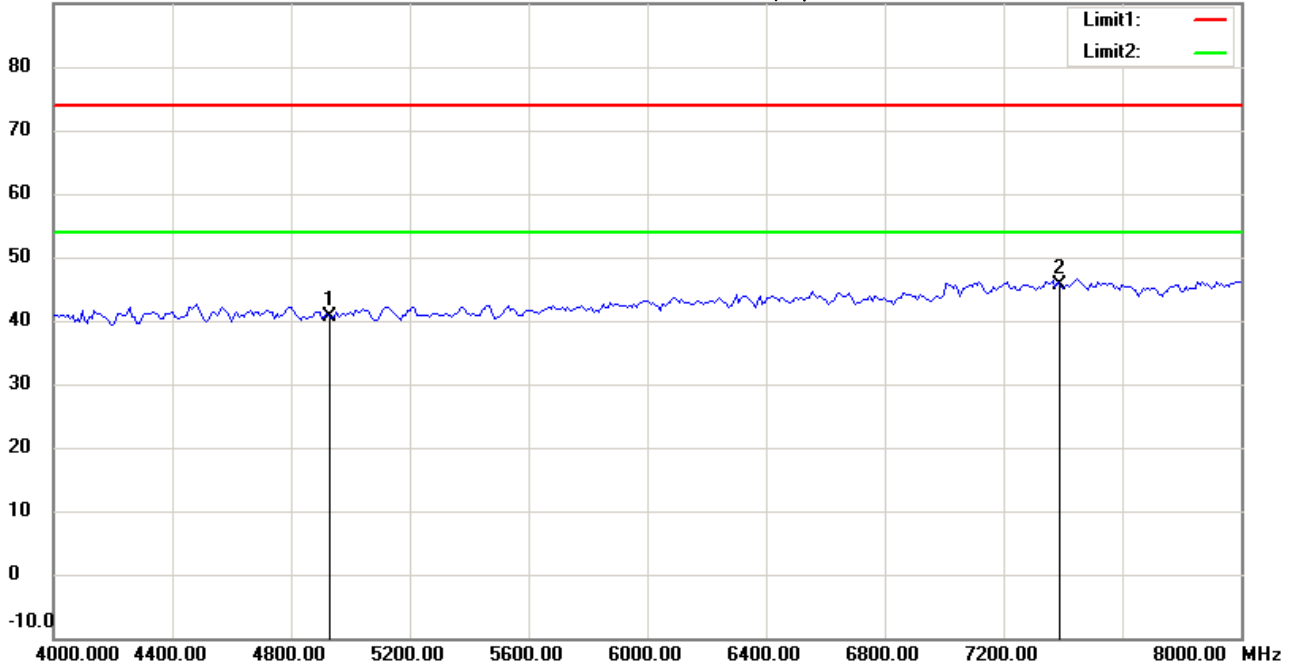
Date: 2016/4/30

Temperature:24 °C

90.0 dBuV/m

Time: 下午 12:16:03

Humidity:60 %



Site : Chamber

Condition : FCC_part 15 RE-Class C_Above 1GHz_PK

EUT : W6M21602-15593

M/N:

Test Mode : TX 802.11b CH11

Note :

Polarization: *Horizontal*

Power : 5 Vd.c.

Distance: 3m

Mk.	Frequency (MHz)	Reading (dBuV)	Detector	Corr. factor (dB/m)	Result (dBuV/m)	Limit (dBuV/m)	Ant.Pos (cm)	Tab.Pos (deg.)	Margin (dB)	Comment
	4924.000	41.04	peak	-0.33	40.71	74.00	100	85	-33.29	
*	7386.000	40.59	peak	4.93	45.52	74.00	100	160	-28.48	



Radiated Emission Measurement

Operator: Leon

File :3

Data :#7

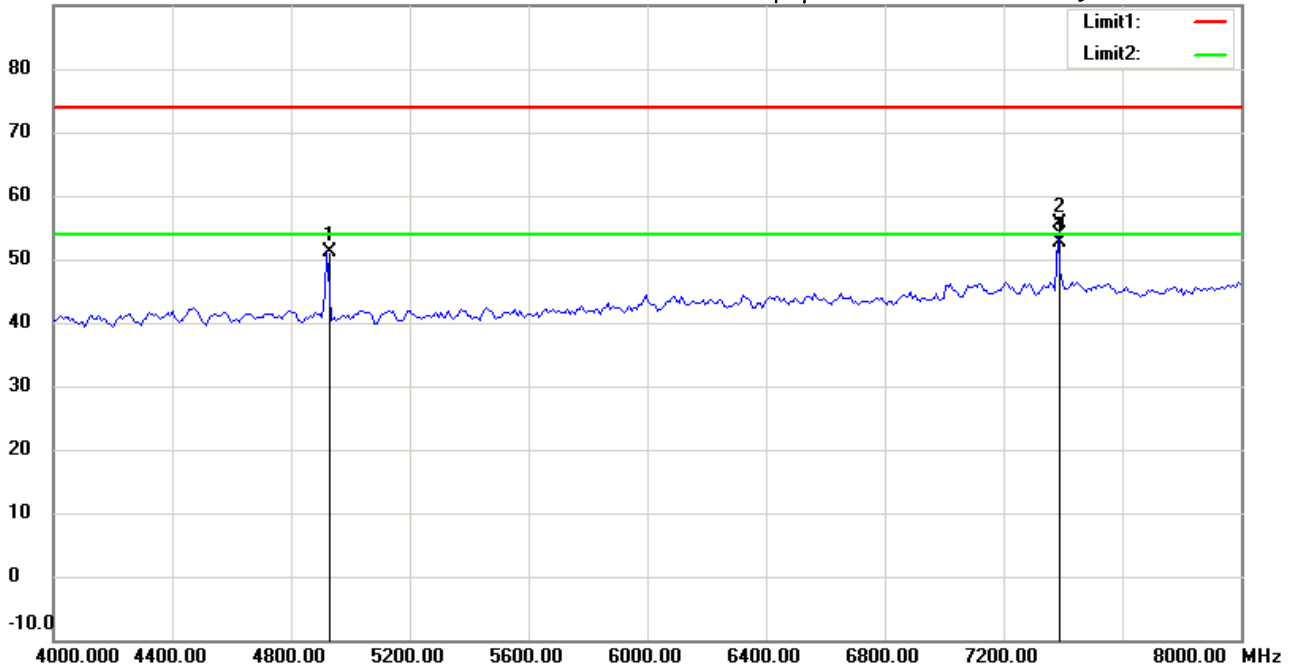
Date: 2016/4/30

Temperature:24 °C

90.0 dBuV/m

Time: 下午 12:18:51

Humidity:60 %



Site : Chamber

Condition : FCC_part 15 RE-Class C_Above 1GHz_PK

Polarization: *Vertical*

EUT : W6M21602-15593

Power : 5 Vd.c.

M/N:

Distance: 3m

Test Mode : TX 802.11b CH11

Note :

Mk.	Frequency (MHz)	Reading (dBuV)	Detector	Corr. factor (dB/m)	Result (dBuV/m)	Limit (dBuV/m)	Ant.Pos (cm)	Tab.Pos (deg.)	Margin (dB)	Comment
	4921.844	51.39	peak	-0.34	51.05	74.00	100	195	-22.95	
	7382.766	50.65	peak	4.91	55.56	74.00	100	230	-18.44	
*	7382.766	47.63	AVG	4.91	52.54	54.00	100	230	-1.46	



Radiated Emission Measurement

Operator: Leon

File :3

Data :#3

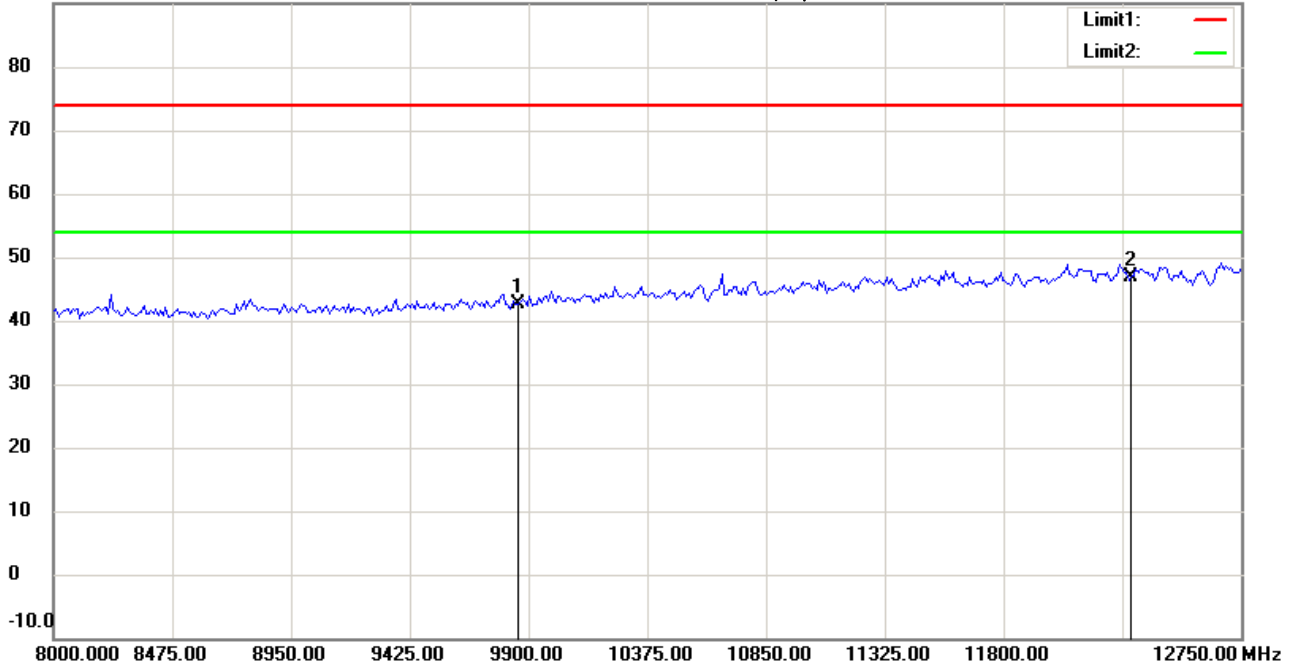
Date: 2016/4/30

Temperature:24 °C

90.0 dBuV/m

Time: 下午 12:16:55

Humidity:60 %



Site : Chamber

Condition : FCC_part 15 RE-Class C_Above 1GHz_PK

Polarization: *Horizontal*

EUT : W6M21602-15593

Power : 5 Vd.c.

M/N:

Distance: 3m

Test Mode : TX 802.11b CH11

Note :

Mk.	Frequency (MHz)	Reading (dBuV)	Detector	Corr. factor (dB/m)	Result (dBuV/m)	Limit (dBuV/m)	Ant.Pos (cm)	Tab.Pos (deg.)	Margin (dB)	Comment
	9848.000	34.98	peak	7.68	42.66	74.00	100	235	-31.34	
*	12310.000	33.73	peak	13.25	46.98	74.00	100	50	-27.02	



Radiated Emission Measurement

Operator: Leon

File :3

Data :#8

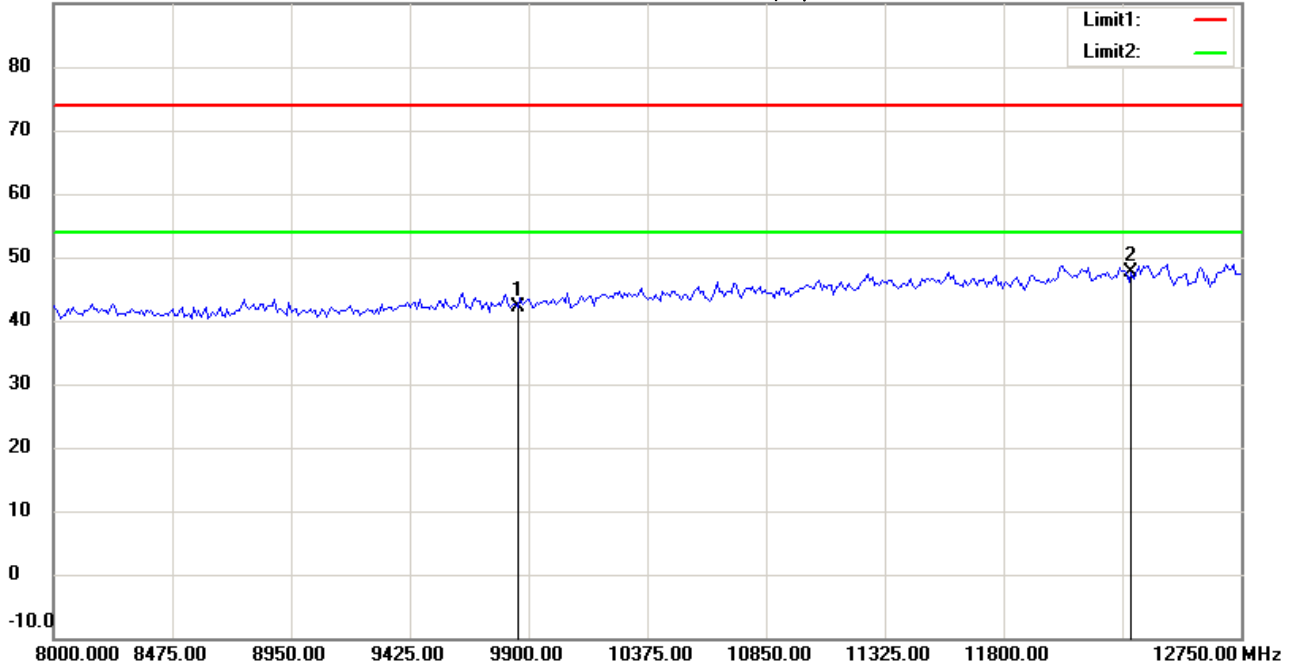
Date: 2016/4/30

Temperature:24 °C

90.0 dBuV/m

Time: 下午 12:19:36

Humidity:60 %



Site : Chamber

Condition : FCC_part 15 RE-Class C_Above 1GHz_PK

Polarization: *Vertical*

EUT : W6M21602-15593

Power : 5 Vd.c.

M/N:

Distance: 3m

Test Mode : TX 802.11b CH11

Note :

Mk.	Frequency (MHz)	Reading (dBuV)	Detector	Corr. factor (dB/m)	Result (dBuV/m)	Limit (dBuV/m)	Ant.Pos (cm)	Tab.Pos (deg.)	Margin (dB)	Comment
	9848.000	34.36	peak	7.68	42.04	74.00	100	145	-31.96	
*	12310.000	34.32	peak	13.25	47.57	74.00	100	160	-26.43	



Radiated Emission Measurement

Operator: Leon

File :3

Data :#4

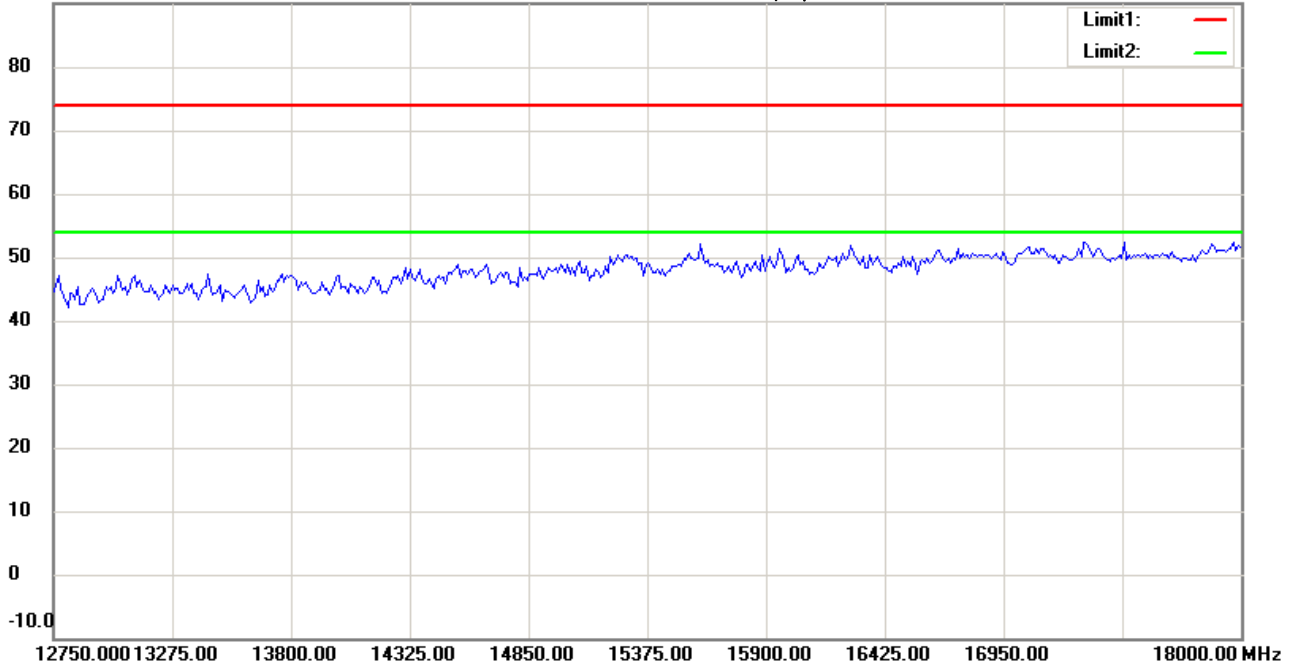
Date: 2016/4/30

Temperature:24 °C

90.0 dBuV/m

Time: 下午 12:17:09

Humidity:60 %



Site : Chamber

Condition : FCC_part 15 RE-Class C_Above 1GHz_PK

EUT : W6M21602-15593

M/N:

Test Mode : TX 802.11b CH11

Note :

Polarization: *Horizontal*

Power : 5 Vd.c.

Distance: 3m

Mk.	Frequency (MHz)	Reading (dBuV)	Detector	Corr. factor (dB/m)	Result (dBuV/m)	Limit (dBuV/m)	Ant.Pos (cm)	Tab.Pos (deg.)	Margin (dB)	Comment
-----	-----------------	----------------	----------	---------------------	-----------------	----------------	--------------	----------------	-------------	---------



Radiated Emission Measurement

Operator: Leon

File :3

Data :#9

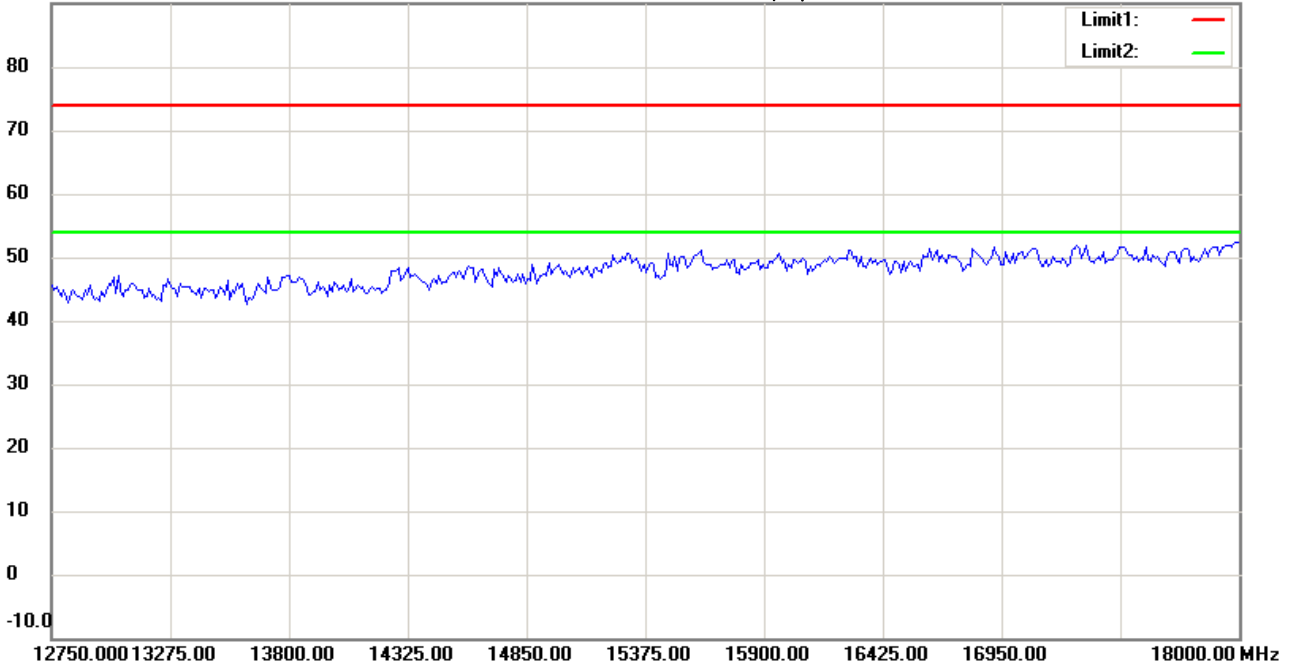
Date: 2016/4/30

Temperature:24 °C

90.0 dBuV/m

Time: 下午 12:19:50

Humidity:60 %



Site : Chamber

Condition : FCC_part 15 RE-Class C_Above 1GHz_PK

Polarization: *Vertical*

EUT : W6M21602-15593

Power : 5 Vd.c.

M/N:

Distance: 3m

Test Mode : TX 802.11b CH11

Note :

Mk.	Frequency (MHz)	Reading (dBuV)	Detector	Corr. factor (dB/m)	Result (dBuV/m)	Limit (dBuV/m)	Ant.Pos (cm)	Tab.Pos (deg.)	Margin (dB)	Comment
-----	-----------------	----------------	----------	---------------------	-----------------	----------------	--------------	----------------	-------------	---------



Address:6F.,No.58,Ln 188,Ruey Kuang Rd,Neihu,Taipei
 Tel:+886-2-6606-8877
 Fax:+886-2-6606-8875

Radiated Emission Measurement

Operator: Leon

File :3

Data :#5

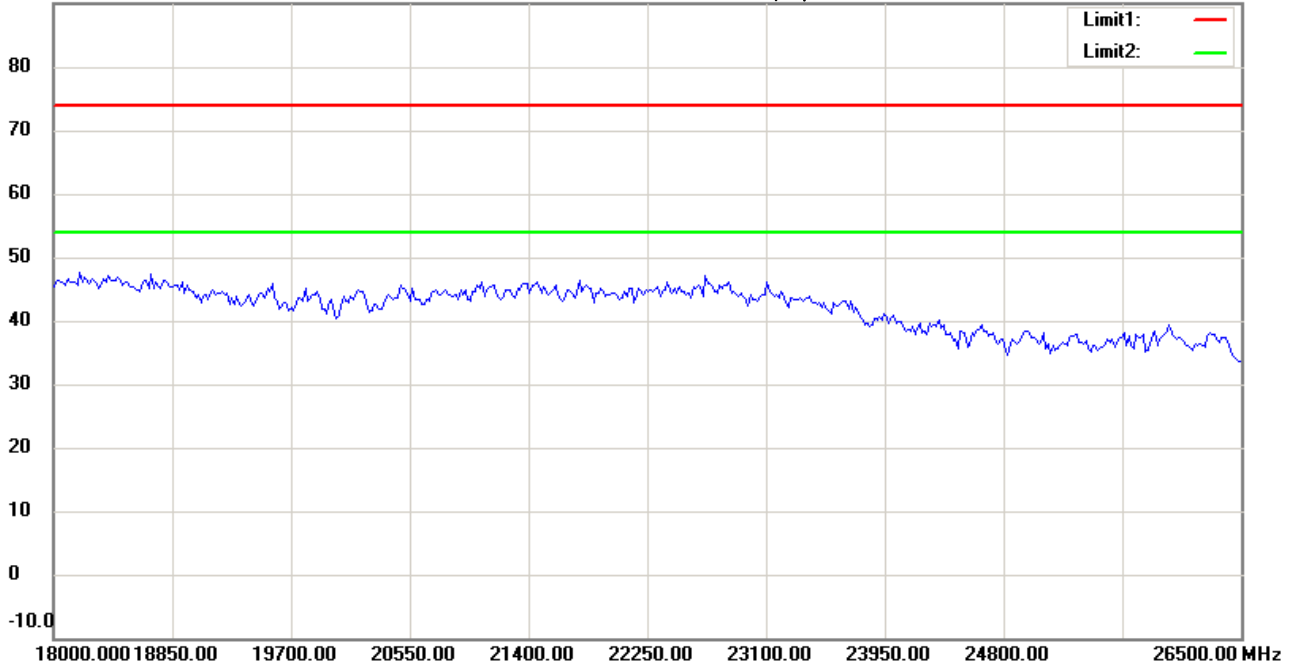
Date: 2016/4/30

Temperature:24 °C

90.0 dBuV/m

Time: 下午 12:17:19

Humidity:60 %



Site : Chamber

Condition : FCC_part 15 RE-Class C_Above 1GHz_PK

EUT : W6M21602-15593

M/N:

Test Mode : TX 802.11b CH11

Note :

Polarization: *Horizontal*

Power : 5 Vd.c.

Distance: 3m

Mk.	Frequency (MHz)	Reading (dBuV)	Detector	Corr. factor (dB/m)	Result (dBuV/m)	Limit (dBuV/m)	Ant.Pos (cm)	Tab.Pos (deg.)	Margin (dB)	Comment
-----	-----------------	----------------	----------	---------------------	-----------------	----------------	--------------	----------------	-------------	---------

*:Maximum data x:Over limit !:over margin



Radiated Emission Measurement

Operator: Leon

File :3

Data :#10

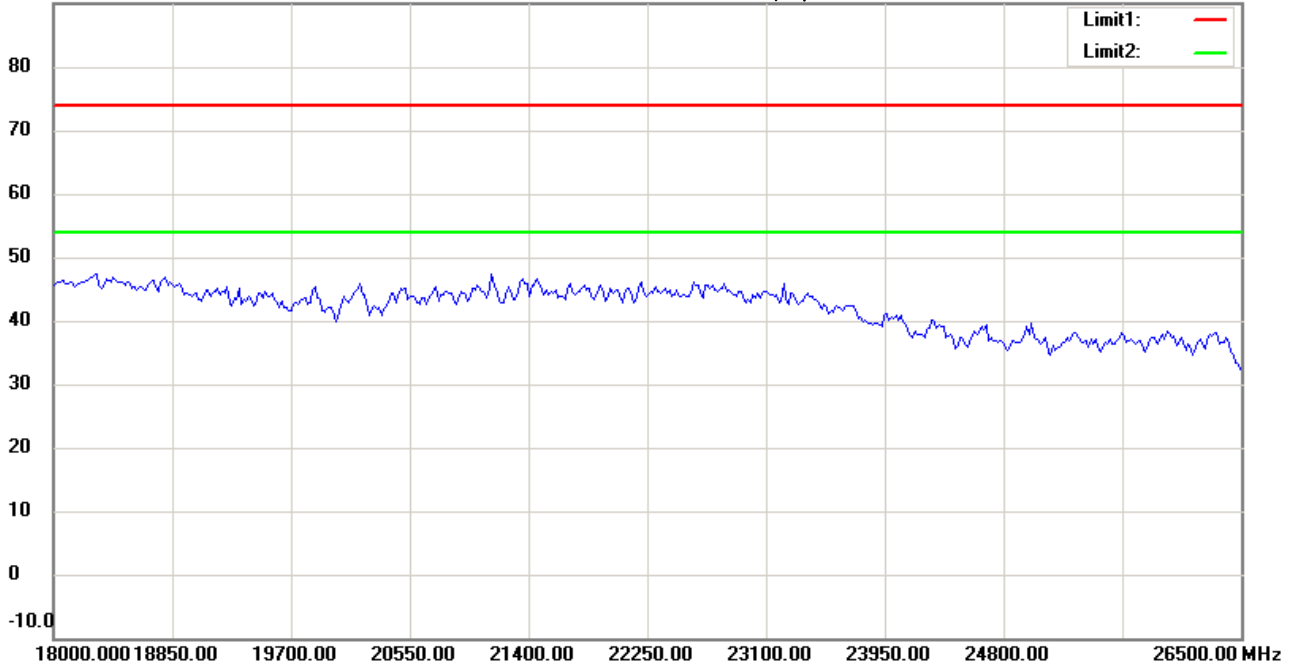
Date: 2016/4/30

Temperature:24 °C

90.0 dBuV/m

Time: 下午 12:20:01

Humidity:60 %



Site : Chamber

Condition : FCC_part 15 RE-Class C_Above 1GHz_PK

Polarization: *Vertical*

EUT : W6M21602-15593

Power : 5 Vd.c.

M/N:

Distance: 3m

Test Mode : TX 802.11b CH11

Note :

Mk.	Frequency (MHz)	Reading (dBuV)	Detector	Corr. factor (dB/m)	Result (dBuV/m)	Limit (dBuV/m)	Ant.Pos (cm)	Tab.Pos (deg.)	Margin (dB)	Comment
-----	-----------------	----------------	----------	---------------------	-----------------	----------------	--------------	----------------	-------------	---------



Radiated Emission Measurement

Operator: Leon

File :1

Data :#1

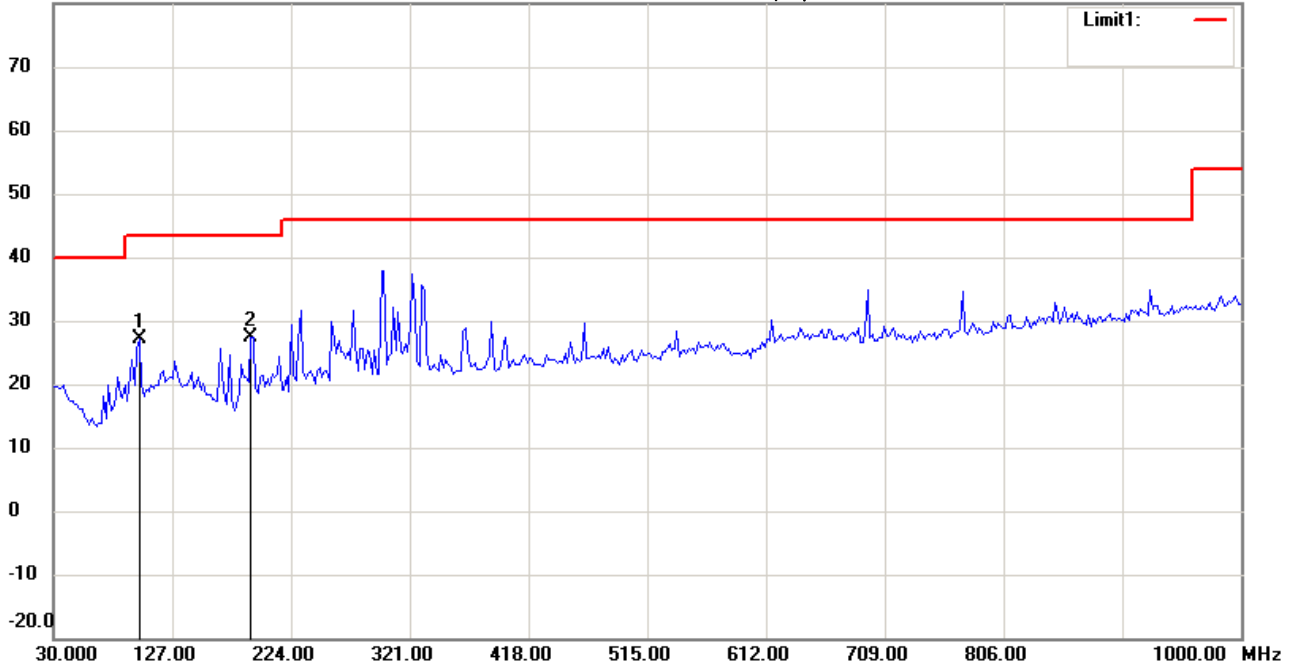
Date: 2016/4/30

Temperature:24 °C

80.0 dBuV/m

Time: 下午 04:30:20

Humidity:60 %



Site : Chamber

Condition : FCC_part 15 RE-Class C_30-1000MHz

EUT : W6M21602-15593

M/N:

Test Mode : TX 802.11g CH1

Note :

Polarization: *Horizontal*

Power : 5 Vd.c.

Distance: 3m

Mk.	Frequency (MHz)	Reading (dBuV)	Detector	Corr. factor (dB/m)	Result (dBuV/m)	Limit (dBuV/m)	Ant.Pos (cm)	Tab.Pos (deg.)	Margin (dB)	Comment
	99.9800	36.59	peak	-9.49	27.10	43.50	100	60	-16.40	
*	191.3427	38.30	peak	-10.95	27.35	43.50	100	125	-16.15	



Radiated Emission Measurement

Operator: Leon

File :1

Data :#2

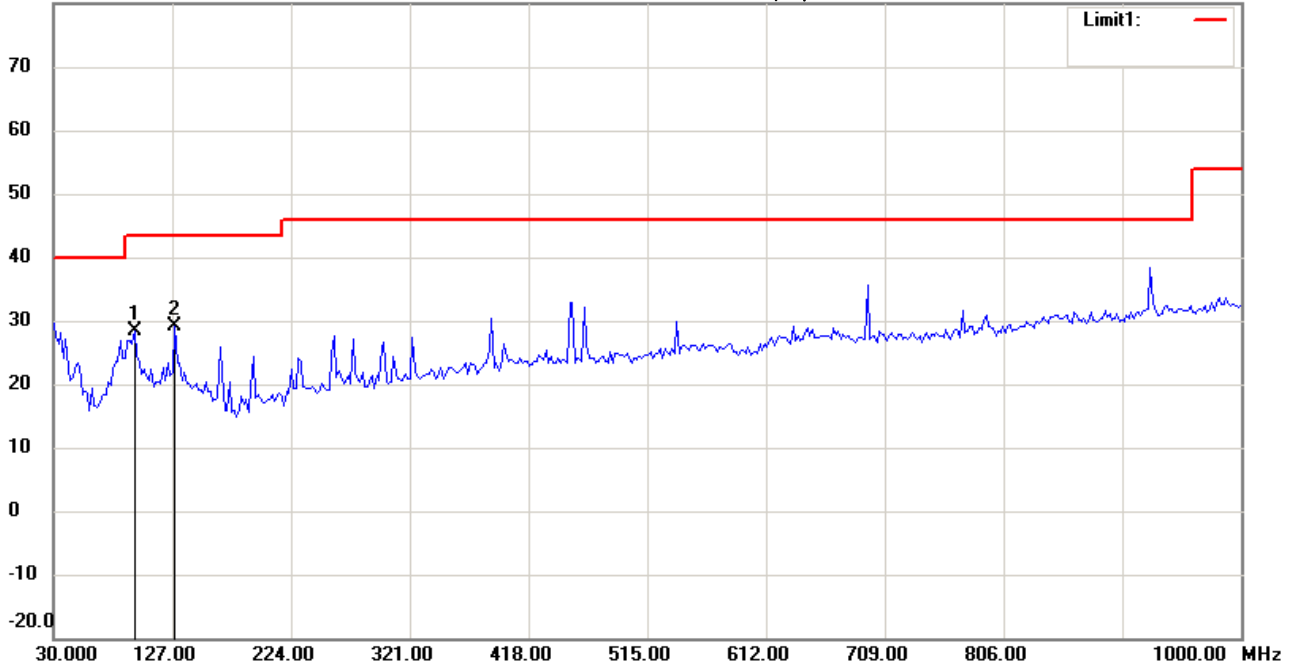
Date: 2016/4/30

Temperature:24 °C

80.0 dBuV/m

Time: 下午 04:31:04

Humidity:60 %



Site : Chamber

Condition : FCC_part 15 RE-Class C_30-1000MHz

EUT : W6M21602-15593

M/N:

Test Mode : TX 802.11g CH1

Note :

Polarization: *Vertical*

Power : 5 Vd.c.

Distance: 3m

Mk.	Frequency (MHz)	Reading (dBuV)	Detector	Corr. factor (dB/m)	Result (dBuV/m)	Limit (dBuV/m)	Ant.Pos (cm)	Tab.Pos (deg.)	Margin (dB)	Comment
	96.0922	39.21	peak	-10.89	28.32	43.50	100	130	-15.18	
*	129.1383	35.32	peak	-6.17	29.15	43.50	100	85	-14.35	



Radiated Emission Measurement

Operator: Leon

File :3

Data :#1

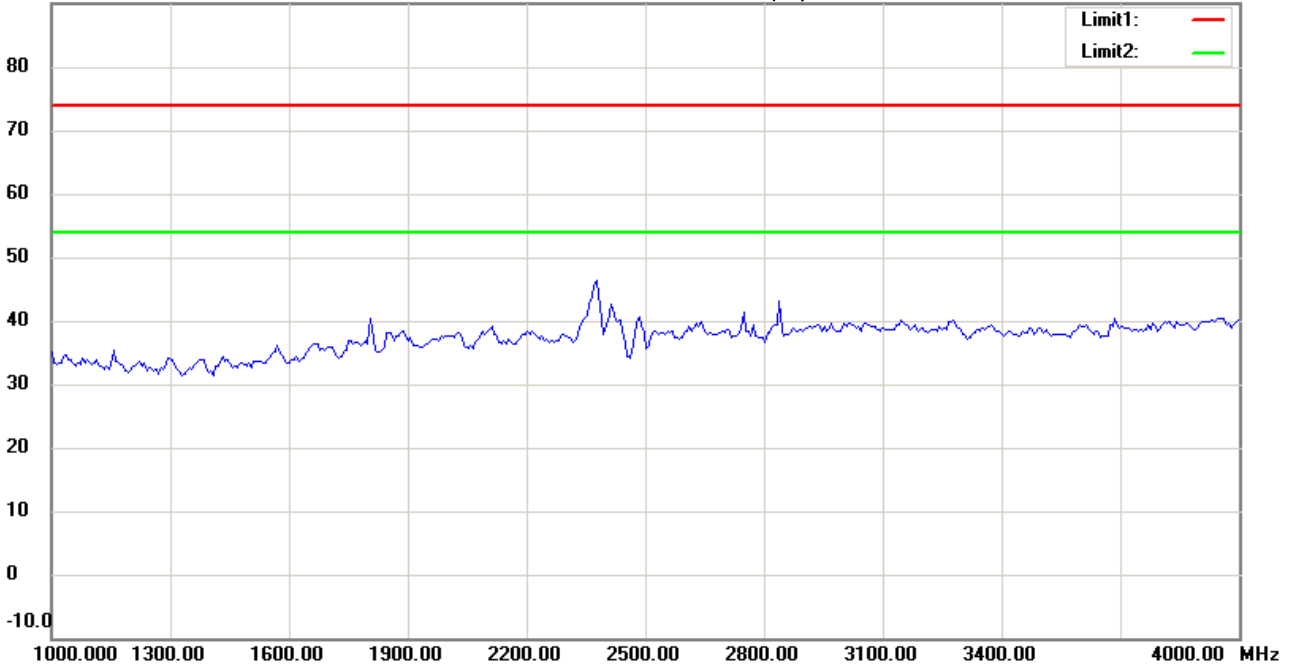
Date: 2016/4/30

Temperature:24 °C

90.0 dBuV/m

Time: 下午 12:36:36

Humidity:60 %



Site : Chamber

Condition : FCC_part 15 RE-Class C_Above 1GHz_PK

EUT : W6M21602-15593

M/N:

Test Mode : TX 802.11g CH1

Note :

Polarization: *Horizontal*

Power : 5 Vd.c.

Distance: 3m

Mk.	Frequency (MHz)	Reading (dBuV)	Detector	Corr. factor (dB/m)	Result (dBuV/m)	Limit (dBuV/m)	Ant.Pos (cm)	Tab.Pos (deg.)	Margin (dB)	Comment
-----	-----------------	----------------	----------	---------------------	-----------------	----------------	--------------	----------------	-------------	---------



Radiated Emission Measurement

Operator: Leon

File :3

Data :#6

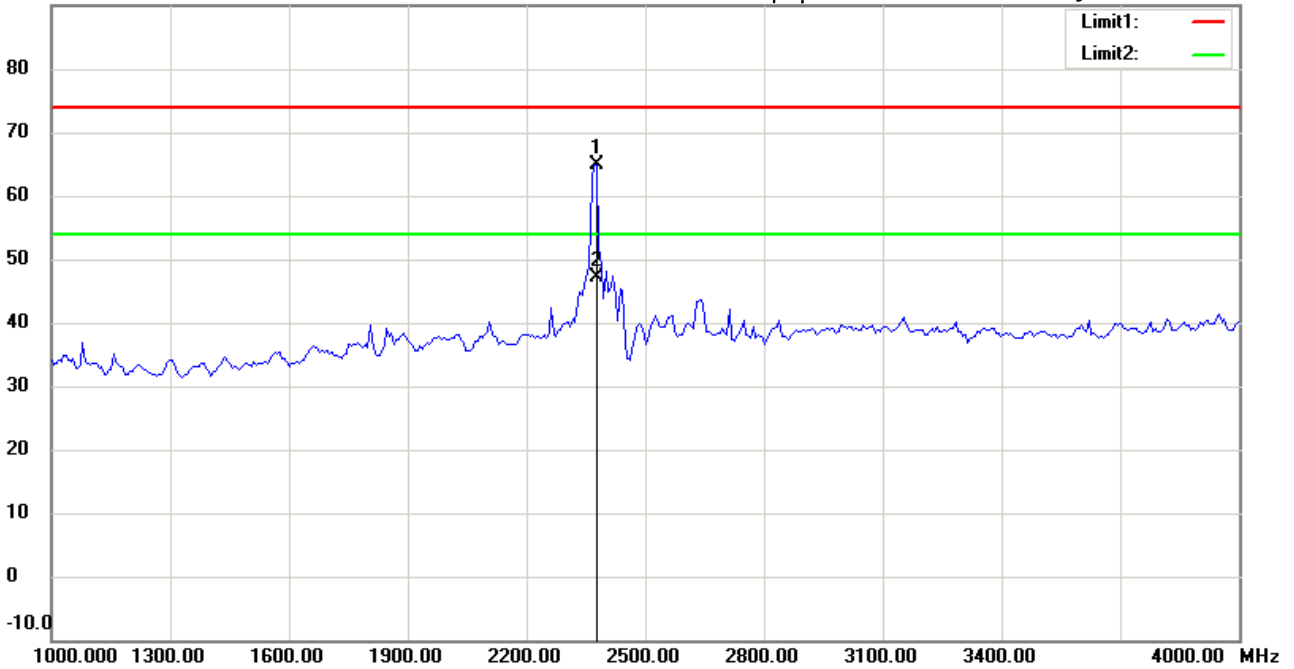
Date: 2016/4/30

Temperature:24 °C

90.0 dBuV/m

Time: 下午 12:39:24

Humidity:60 %



Site : Chamber

Condition : FCC_part 15 RE-Class C_Above 1GHz_PK

Polarization: *Vertical*

EUT : W6M21602-15593

Power : 5 Vd.c.

M/N:

Distance: 3m

Test Mode : TX 802.11g CH1

Note :

Mk.	Frequency (MHz)	Reading (dBuV)	Detector	Corr. factor (dB/m)	Result (dBuV/m)	Limit (dBuV/m)	Ant.Pos (cm)	Tab.Pos (deg.)	Margin (dB)	Comment
	2374.689	69.72	peak	-4.84	64.88	74.00	100	323	-9.12	
*	2374.689	52.06	AVG	-4.84	47.22	54.00	100	323	-6.78	



Radiated Emission Measurement

Operator: Leon

File :3

Data :#2

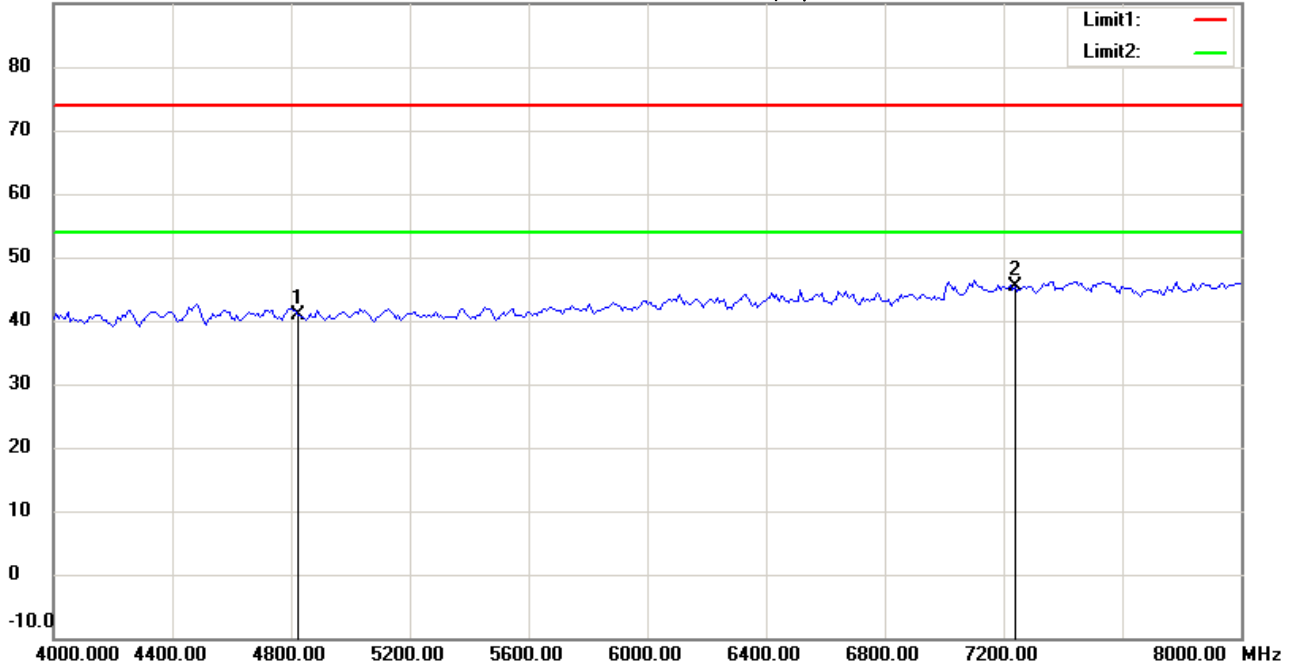
Date: 2016/4/30

Temperature:24 °C

90.0 dBuV/m

Time: 下午 12:37:22

Humidity:60 %



Site : Chamber

Condition : FCC_part 15 RE-Class C_Above 1GHz_PK

Polarization: *Horizontal*

EUT : W6M21602-15593

Power : 5 Vd.c.

M/N:

Distance: 3m

Test Mode : TX 802.11g CH1

Note :

Mk.	Frequency (MHz)	Reading (dBuV)	Detector	Corr. factor (dB/m)	Result (dBuV/m)	Limit (dBuV/m)	Ant.Pos (cm)	Tab.Pos (deg.)	Margin (dB)	Comment
	4824.000	41.39	peak	-0.57	40.82	74.00	100	245	-33.18	
*	7236.000	41.08	peak	4.29	45.37	74.00	100	180	-28.63	



Radiated Emission Measurement

Operator: Leon

File :3

Data :#7

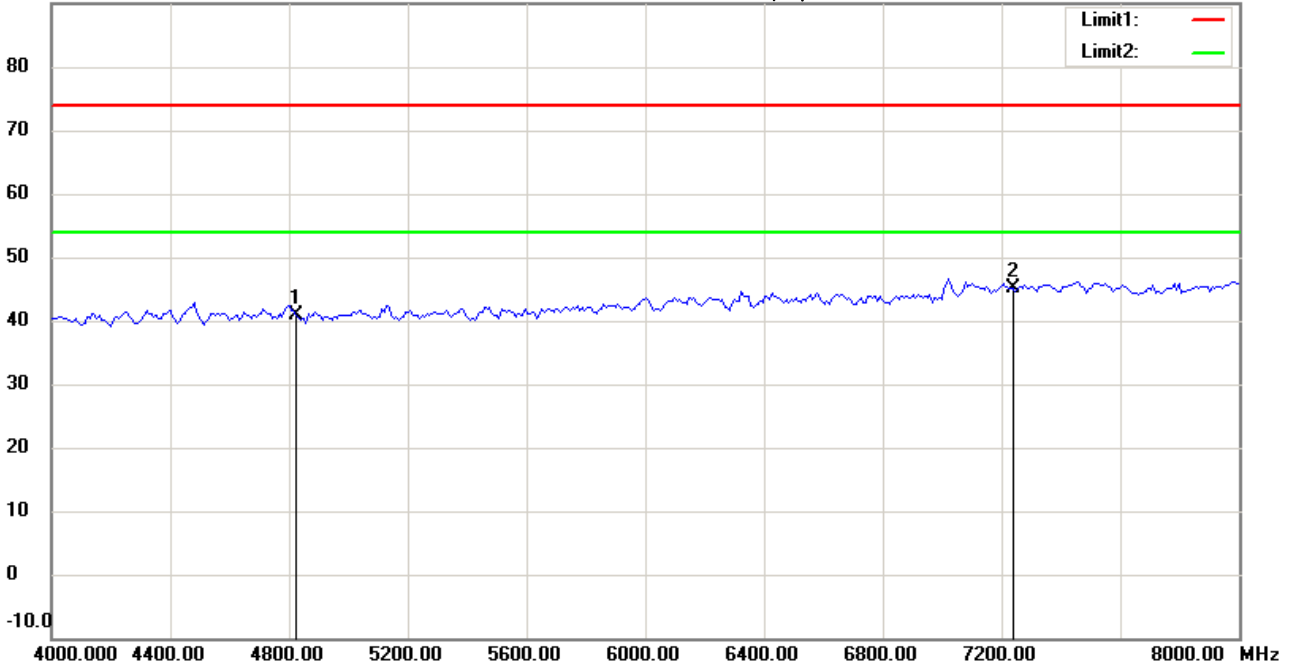
Date: 2016/4/30

Temperature:24 °C

90.0 dBuV/m

Time: 下午 12:40:11

Humidity:60 %



Site : Chamber

Condition : FCC_part 15 RE-Class C_Above 1GHz_PK

Polarization: *Vertical*

EUT : W6M21602-15593

Power : 5 Vd.c.

M/N:

Distance: 3m

Test Mode : TX 802.11g CH1

Note :

Mk.	Frequency (MHz)	Reading (dBuV)	Detector	Corr. factor (dB/m)	Result (dBuV/m)	Limit (dBuV/m)	Ant.Pos (cm)	Tab.Pos (deg.)	Margin (dB)	Comment
	4824.000	41.56	peak	-0.57	40.99	74.00	100	75	-33.01	
*	7236.000	40.83	peak	4.29	45.12	74.00	100	120	-28.88	



Radiated Emission Measurement

Operator: Leon

File :3

Data :#3

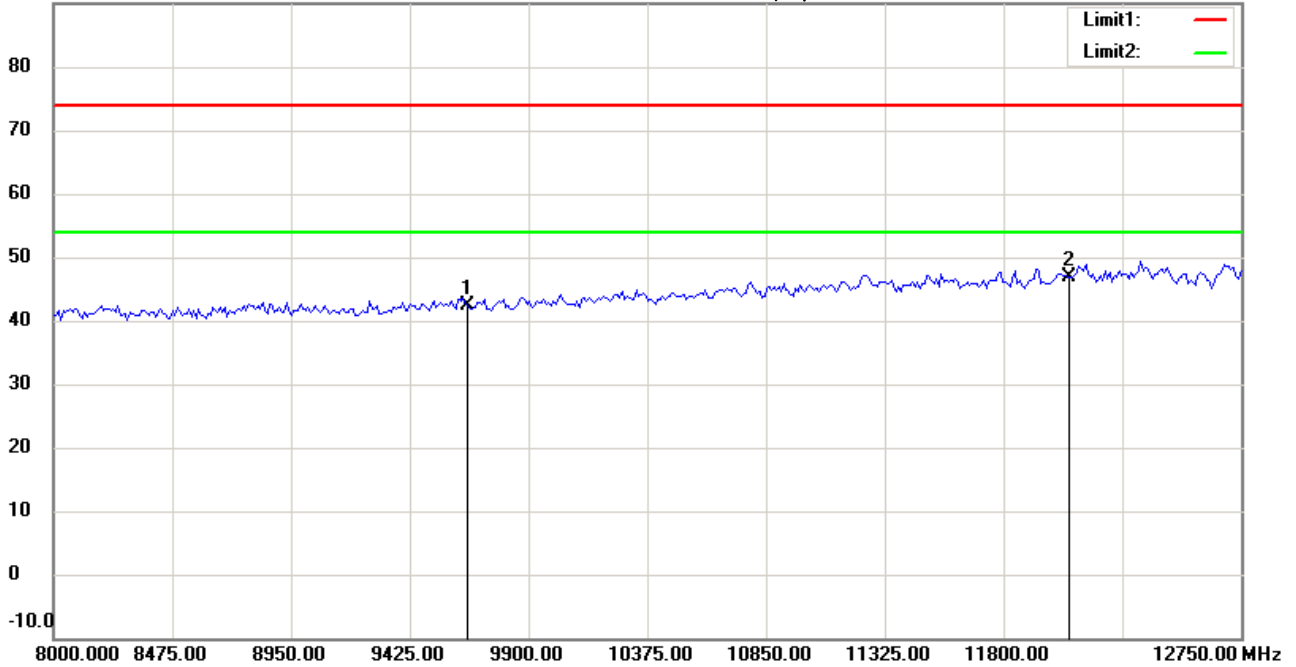
Date: 2016/4/30

Temperature:24 °C

90.0 dBuV/m

Time: 下午 12:38:14

Humidity:60 %



Site : Chamber

Condition : FCC_part 15 RE-Class C_Above 1GHz_PK

Polarization: *Horizontal*

EUT : W6M21602-15593

Power : 5 Vd.c.

M/N:

Distance: 3m

Test Mode : TX 802.11g CH1

Note :

Mk.	Frequency (MHz)	Reading (dBuV)	Detector	Corr. factor (dB/m)	Result (dBuV/m)	Limit (dBuV/m)	Ant.Pos (cm)	Tab.Pos (deg.)	Margin (dB)	Comment
	9648.000	34.93	peak	7.51	42.44	74.00	100	75	-31.56	
*	12060.000	33.71	peak	13.18	46.89	74.00	100	160	-27.11	



Radiated Emission Measurement

Operator: Leon

File :3

Data :#8

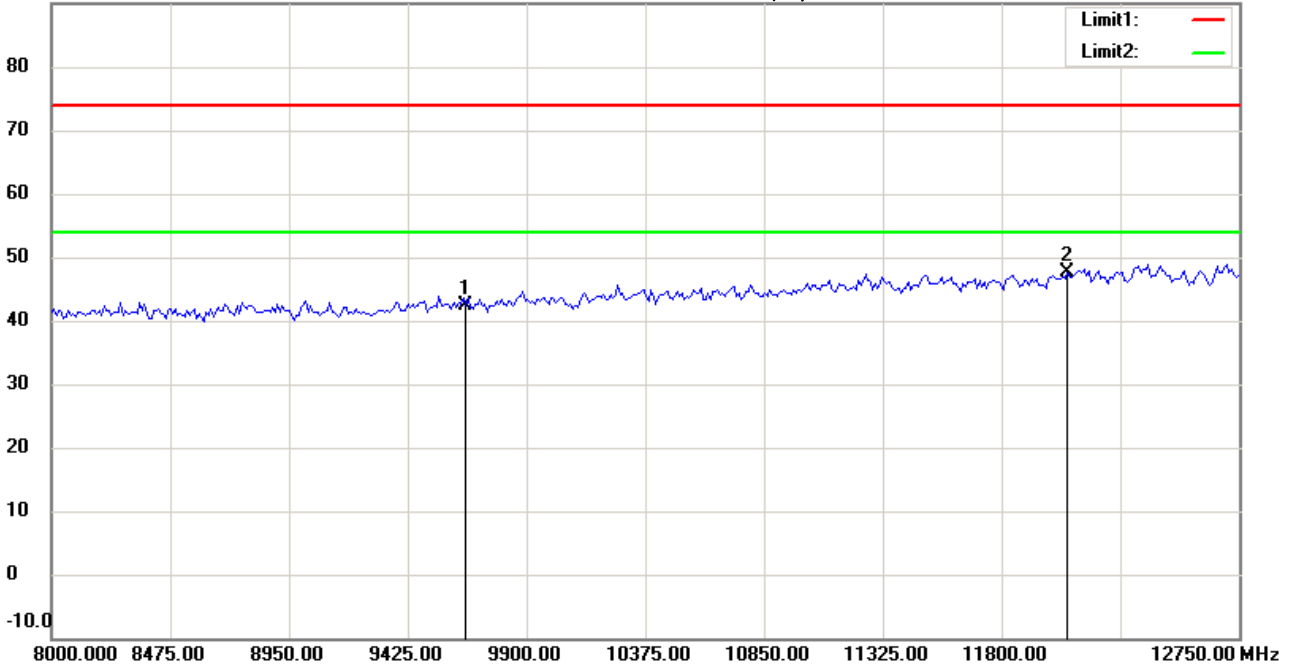
Date: 2016/4/30

Temperature:24 °C

90.0 dBuV/m

Time: 下午 12:40:56

Humidity:60 %



Site : Chamber

Condition : FCC_part 15 RE-Class C_Above 1GHz_PK

Polarization: *Vertical*

EUT : W6M21602-15593

Power : 5 Vd.c.

M/N:

Distance: 3m

Test Mode : TX 802.11g CH1

Note :

Mk.	Frequency (MHz)	Reading (dBuV)	Detector	Corr. factor (dB/m)	Result (dBuV/m)	Limit (dBuV/m)	Ant.Pos (cm)	Tab.Pos (deg.)	Margin (dB)	Comment
	9648.000	34.88	peak	7.51	42.39	74.00	100	215	-31.61	
*	12060.000	34.40	peak	13.18	47.58	74.00	100	190	-26.42	



Radiated Emission Measurement

Operator: Leon

File :3

Data :#4

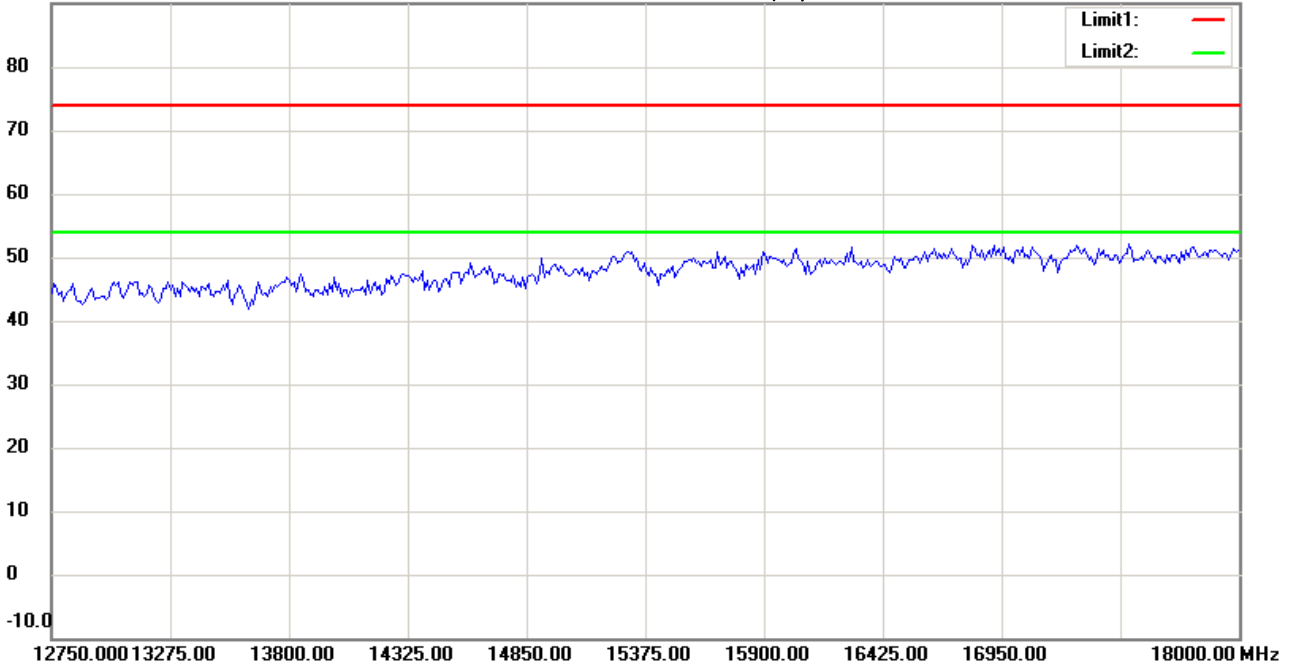
Date: 2016/4/30

Temperature:24 °C

90.0 dBuV/m

Time: 下午 12:38:28

Humidity:60 %



Site : Chamber

Condition : FCC_part 15 RE-Class C_Above 1GHz_PK

Polarization: *Horizontal*

EUT : W6M21602-15593

Power : 5 Vd.c.

M/N:

Distance: 3m

Test Mode : TX 802.11g CH1

Note :

Mk.	Frequency (MHz)	Reading (dBuV)	Detector	Corr. factor (dB/m)	Result (dBuV/m)	Limit (dBuV/m)	Ant.Pos (cm)	Tab.Pos (deg.)	Margin (dB)	Comment
-----	-----------------	----------------	----------	---------------------	-----------------	----------------	--------------	----------------	-------------	---------



Radiated Emission Measurement

Operator: Leon

File :3

Data :#9

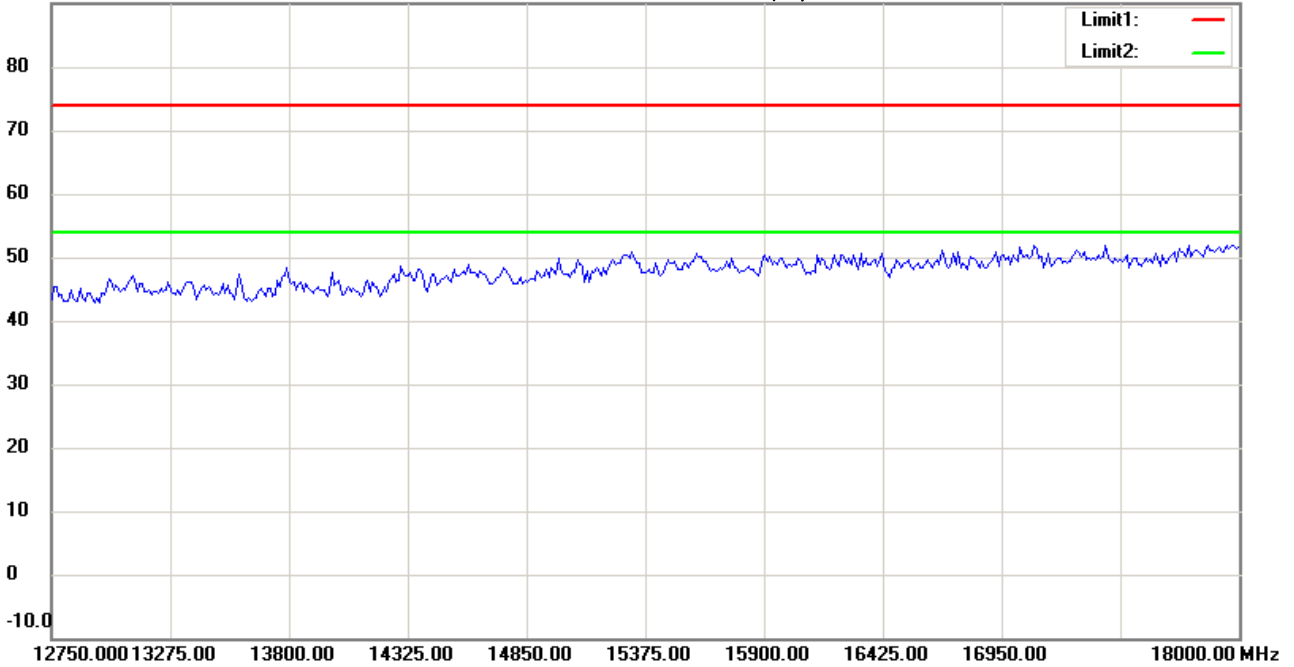
Date: 2016/4/30

Temperature:24 °C

90.0 dBuV/m

Time: 下午 12:41:10

Humidity:60 %



Site : Chamber

Condition : FCC_part 15 RE-Class C_Above 1GHz_PK

Polarization: *Vertical*

EUT : W6M21602-15593

Power : 5 Vd.c.

M/N:

Distance: 3m

Test Mode : TX 802.11g CH1

Note :

Mk.	Frequency (MHz)	Reading (dBuV)	Detector	Corr. factor (dB/m)	Result (dBuV/m)	Limit (dBuV/m)	Ant.Pos (cm)	Tab.Pos (deg.)	Margin (dB)	Comment
-----	-----------------	----------------	----------	---------------------	-----------------	----------------	--------------	----------------	-------------	---------



Radiated Emission Measurement

Operator: Leon

File :3

Data :#5

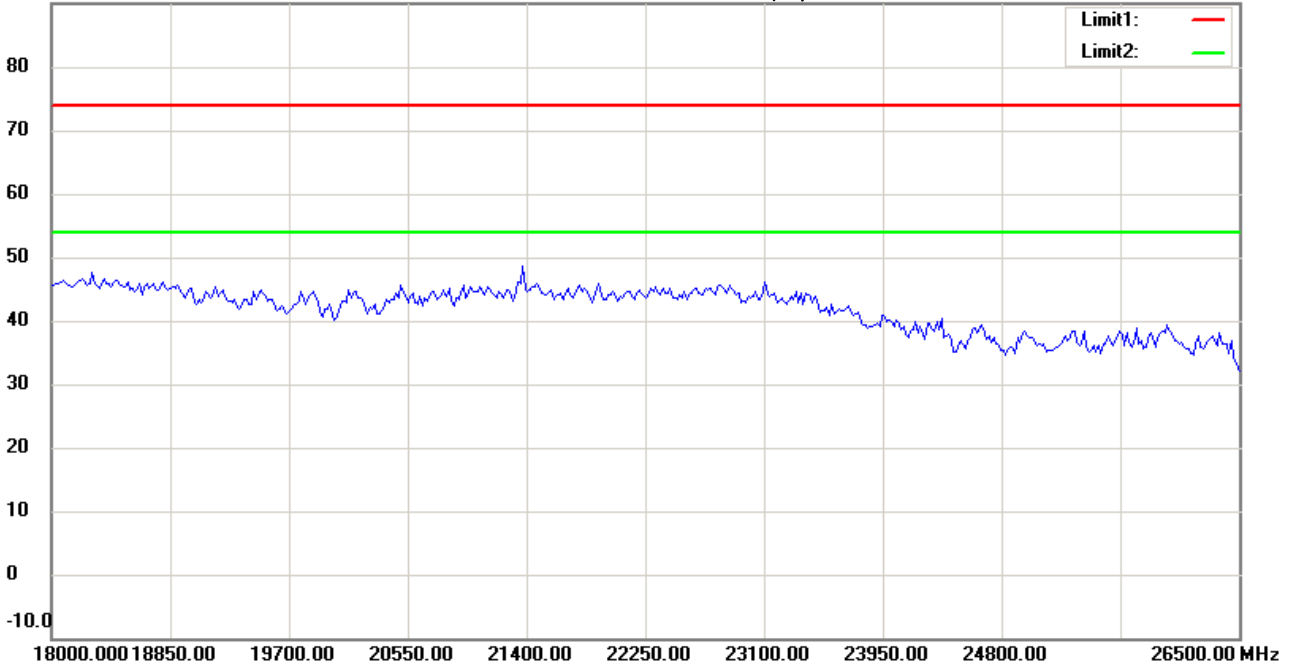
Date: 2016/4/30

Temperature:24 °C

90.0 dBuV/m

Time: 下午 12:38:39

Humidity:60 %



Site : Chamber

Condition : FCC_part 15 RE-Class C_Above 1GHz_PK

EUT : W6M21602-15593

M/N:

Test Mode : TX 802.11g CH1

Note :

Polarization: *Horizontal*

Power : 5 Vd.c.

Distance: 3m

Mk.	Frequency (MHz)	Reading (dBuV)	Detector	Corr. factor (dB/m)	Result (dBuV/m)	Limit (dBuV/m)	Ant.Pos (cm)	Tab.Pos (deg.)	Margin (dB)	Comment
-----	-----------------	----------------	----------	---------------------	-----------------	----------------	--------------	----------------	-------------	---------



Radiated Emission Measurement

Operator: Leon

File :3

Data :#10

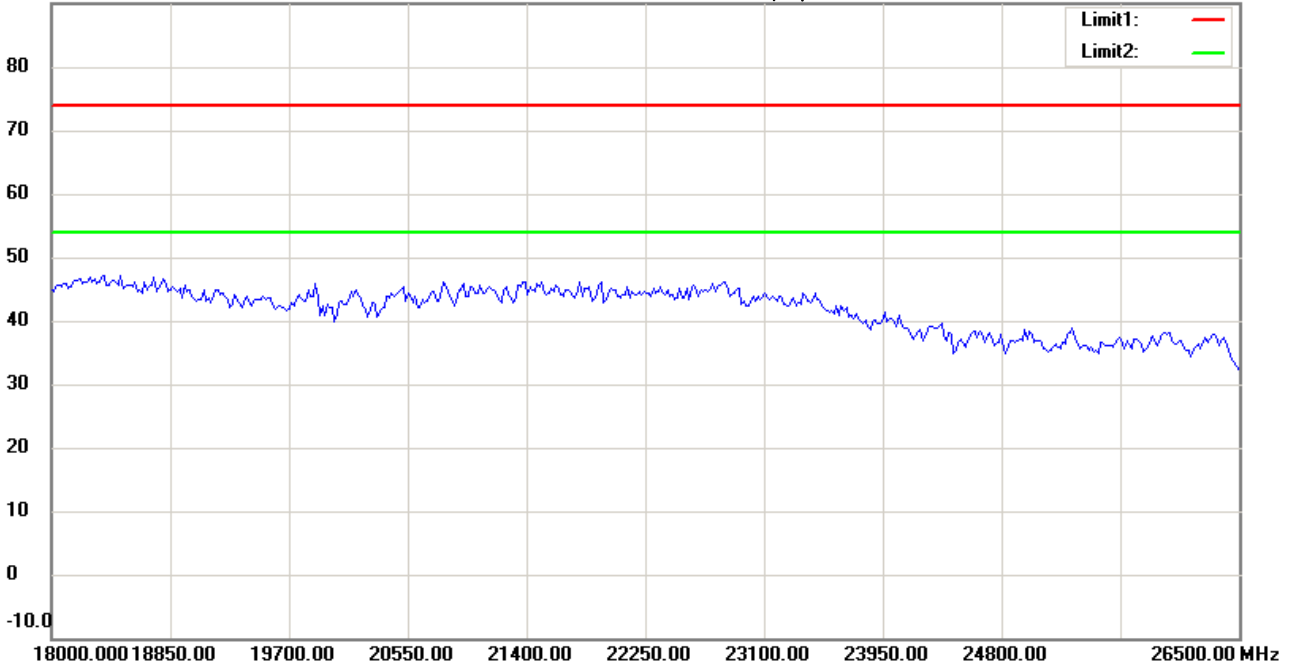
Date: 2016/4/30

Temperature:24 °C

90.0 dBuV/m

Time: 下午 12:41:20

Humidity:60 %



Site : Chamber

Condition : FCC_part 15 RE-Class C_Above 1GHz_PK

EUT : W6M21602-15593

M/N:

Test Mode : TX 802.11g CH1

Note :

Polarization: *Vertical*

Power : 5 Vd.c.

Distance: 3m

Mk.	Frequency (MHz)	Reading (dBuV)	Detector	Corr. factor (dB/m)	Result (dBuV/m)	Limit (dBuV/m)	Ant.Pos (cm)	Tab.Pos (deg.)	Margin (dB)	Comment
-----	-----------------	----------------	----------	---------------------	-----------------	----------------	--------------	----------------	-------------	---------



Radiated Emission Measurement

Operator: Leon

File :1

Data :#1

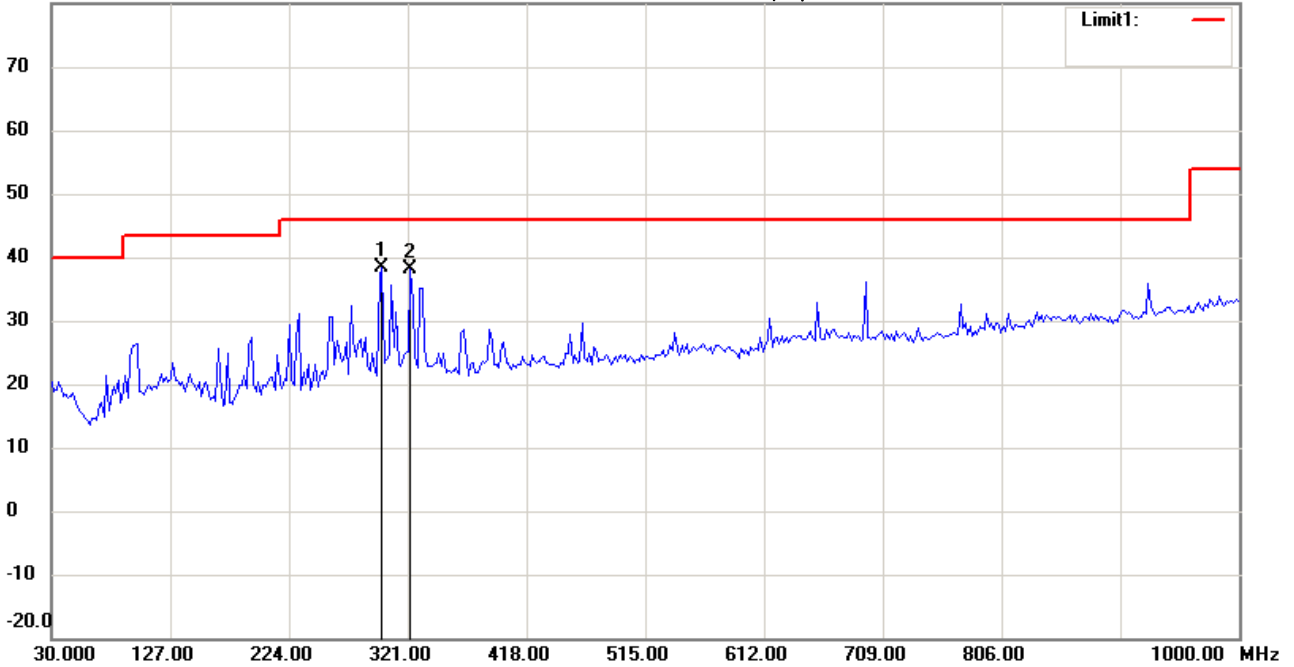
Date: 2016/4/30

Temperature:24 °C

80.0 dBuV/m

Time: 下午 04:32:50

Humidity:60 %



Site : Chamber

Condition : FCC_part 15 RE-Class C_30-1000MHz

EUT : W6M21602-15593

M/N:

Test Mode : TX 802.11g CH6

Note :

Polarization: *Horizontal*

Power : 5 Vd.c.

Distance: 3m

Mk.	Frequency (MHz)	Reading (dBuV)	Detector	Corr. factor (dB/m)	Result (dBuV/m)	Limit (dBuV/m)	Ant.Pos (cm)	Tab.Pos (deg.)	Margin (dB)	Comment
*	300.2004	43.88	peak	-5.61	38.27	46.00	100	80	-7.73	
	323.5271	43.15	peak	-5.12	38.03	46.00	100	175	-7.97	



Radiated Emission Measurement

Operator: Leon

File :1

Data :#2

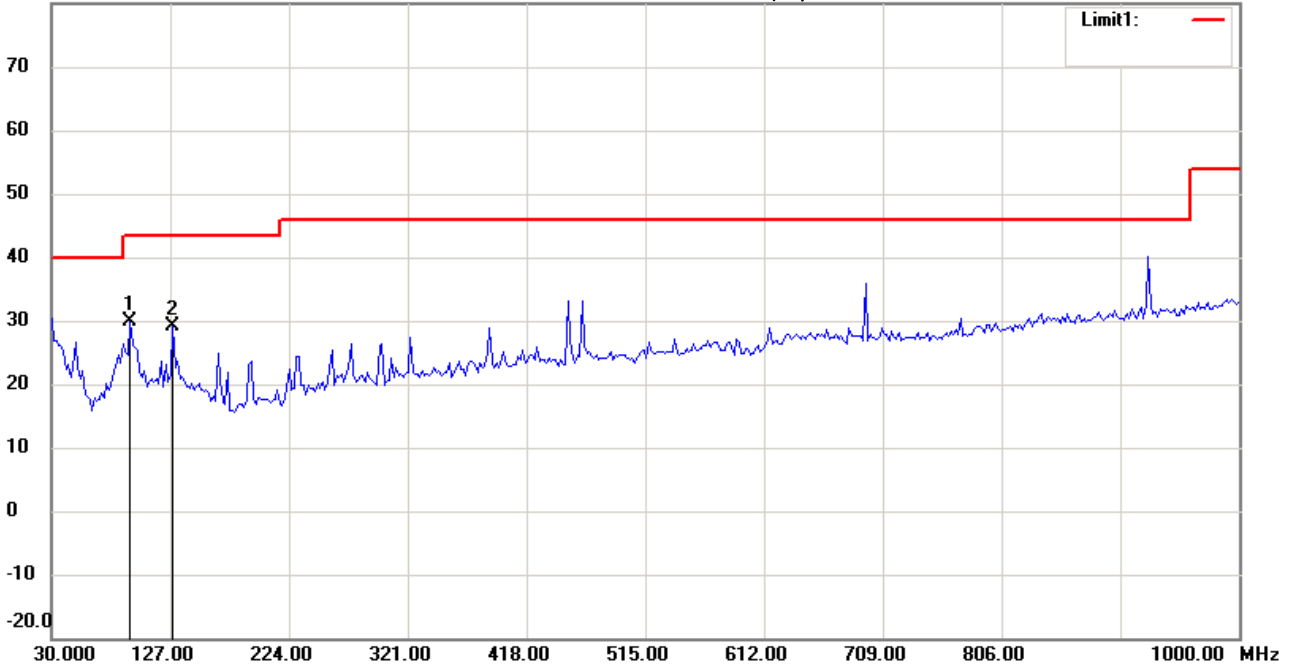
Date: 2016/4/30

Temperature:24 °C

80.0 dBuV/m

Time: 下午 04:33:34

Humidity:60 %



Site : Chamber

Condition : FCC_part 15 RE-Class C_30-1000MHz

EUT : W6M21602-15593

M/N:

Test Mode : TX 802.11g CH6

Note :

Polarization: *Vertical*

Power : 5 Vd.c.

Distance: 3m

Mk.	Frequency (MHz)	Reading (dBuV)	Detector	Corr. factor (dB/m)	Result (dBuV/m)	Limit (dBuV/m)	Ant.Pos (cm)	Tab.Pos (deg.)	Margin (dB)	Comment
*	94.1483	41.55	peak	-11.59	29.96	43.50	100	60	-13.54	
	129.1383	35.29	peak	-6.17	29.12	43.50	100	95	-14.38	



Radiated Emission Measurement

Operator: Leon

File :3

Data :#1

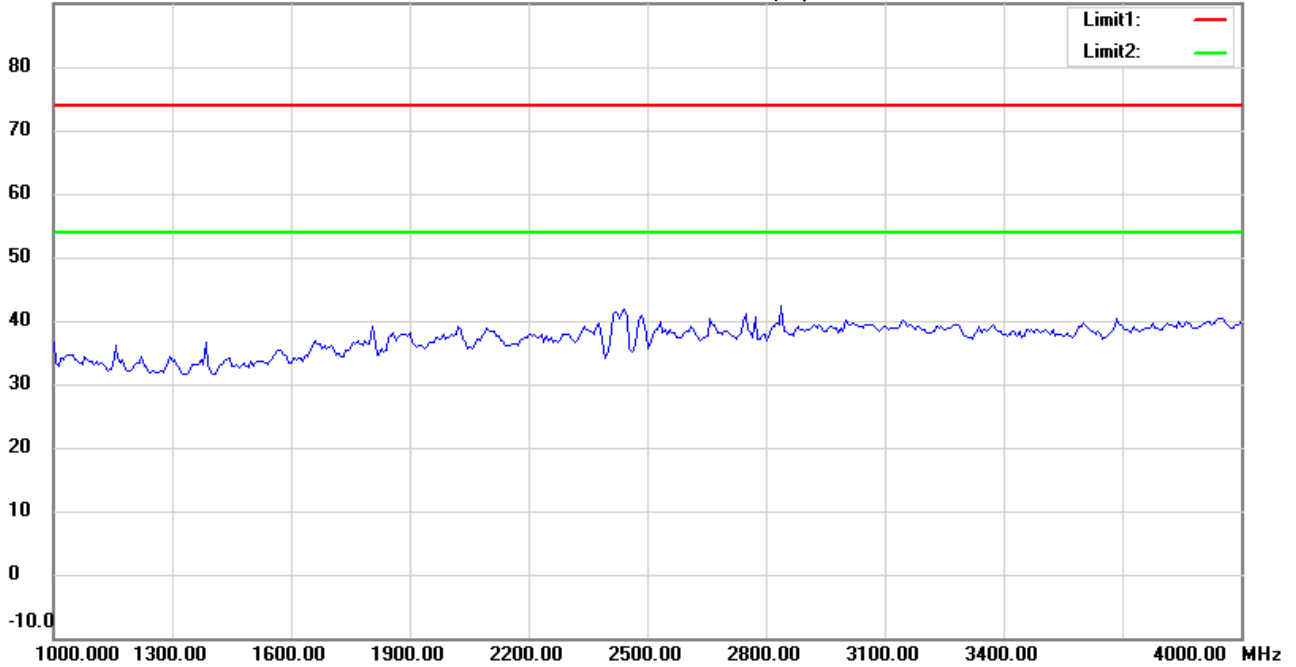
Date: 2016/4/30

Temperature:24 °C

90.0 dBuV/m

Time: 下午 12:48:22

Humidity:60 %



Site : Chamber

Condition : FCC_part 15 RE-Class C_Above 1GHz_PK

Polarization: *Horizontal*

EUT : W6M21602-15593

Power : 5 Vd.c.

M/N:

Distance: 3m

Test Mode : TX 802.11g CH6

Note :

Mk.	Frequency (MHz)	Reading (dBuV)	Detector	Corr. factor (dB/m)	Result (dBuV/m)	Limit (dBuV/m)	Ant.Pos (cm)	Tab.Pos (deg.)	Margin (dB)	Comment
-----	-----------------	----------------	----------	---------------------	-----------------	----------------	--------------	----------------	-------------	---------



Radiated Emission Measurement

Operator: Leon

File :3

Data :#6

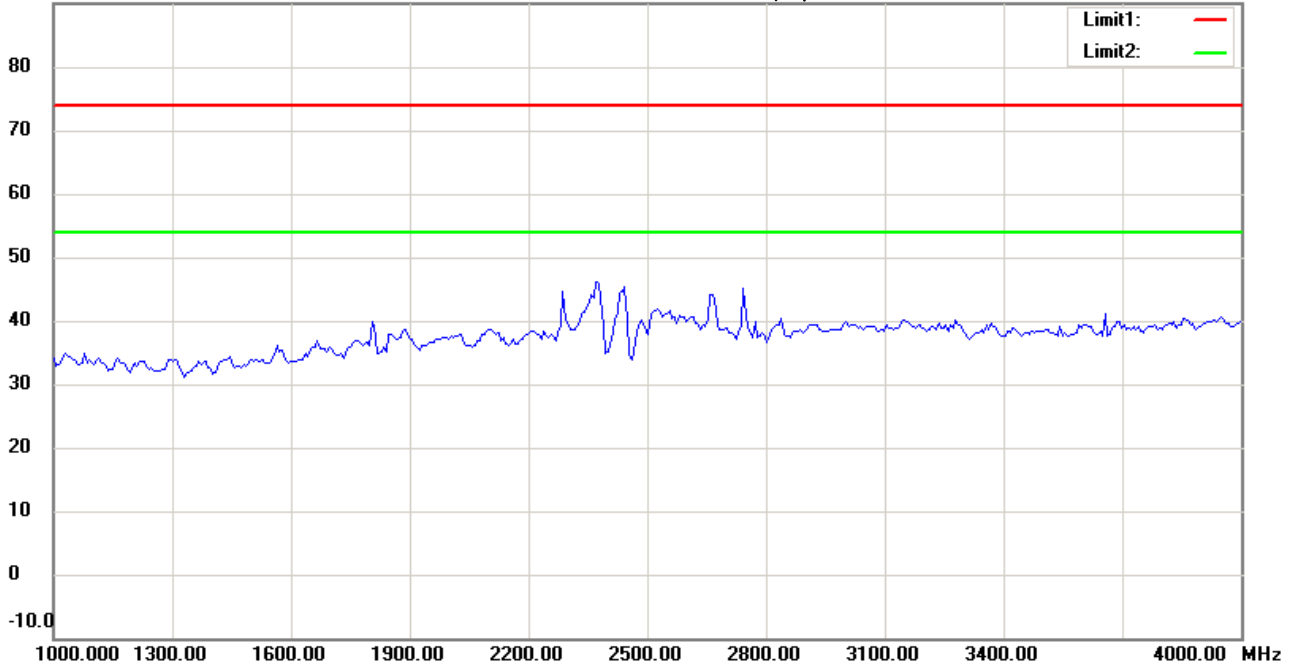
Date: 2016/4/30

Temperature:24 °C

90.0 dBuV/m

Time: 下午 12:51:10

Humidity:60 %



Site : Chamber

Condition : FCC_part 15 RE-Class C_Above 1GHz_PK

Polarization: *Vertical*

EUT : W6M21602-15593

Power : 5 Vd.c.

M/N:

Distance: 3m

Test Mode : TX 802.11g CH6

Note :

Mk.	Frequency (MHz)	Reading (dBuV)	Detector	Corr. factor (dB/m)	Result (dBuV/m)	Limit (dBuV/m)	Ant.Pos (cm)	Tab.Pos (deg.)	Margin (dB)	Comment
-----	-----------------	----------------	----------	---------------------	-----------------	----------------	--------------	----------------	-------------	---------



Radiated Emission Measurement

Operator: Leon

File :3

Data :#2

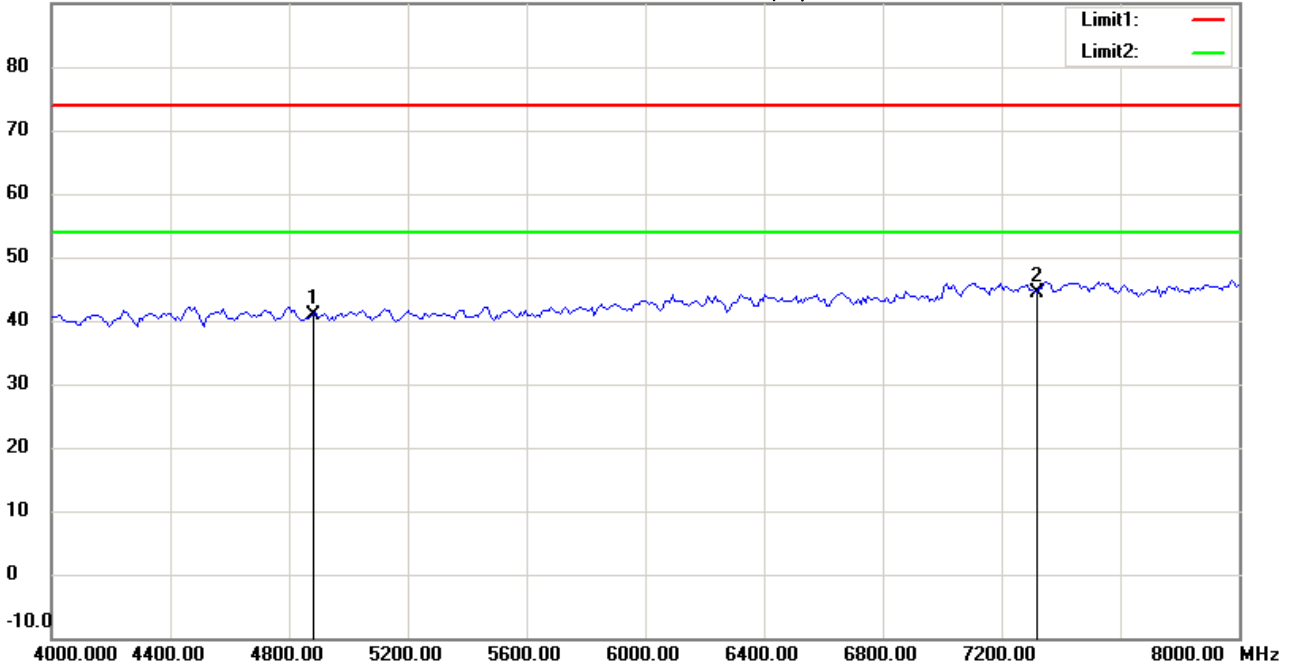
Date: 2016/4/30

Temperature:24 °C

90.0 dBuV/m

Time: 下午 12:49:08

Humidity:60 %



Site : Chamber

Condition : FCC_part 15 RE-Class C_Above 1GHz_PK

Polarization: *Horizontal*

EUT : W6M21602-15593

Power : 5 Vd.c.

M/N:

Distance: 3m

Test Mode : TX 802.11g CH6

Note :

Mk.	Frequency (MHz)	Reading (dBuV)	Detector	Corr. factor (dB/m)	Result (dBuV/m)	Limit (dBuV/m)	Ant.Pos (cm)	Tab.Pos (deg.)	Margin (dB)	Comment
	4874.000	41.42	peak	-0.50	40.92	74.00	100	155	-33.08	
*	7311.000	39.93	peak	4.43	44.36	74.00	100	170	-29.64	



Radiated Emission Measurement

Operator: Leon

File :3

Data :#7

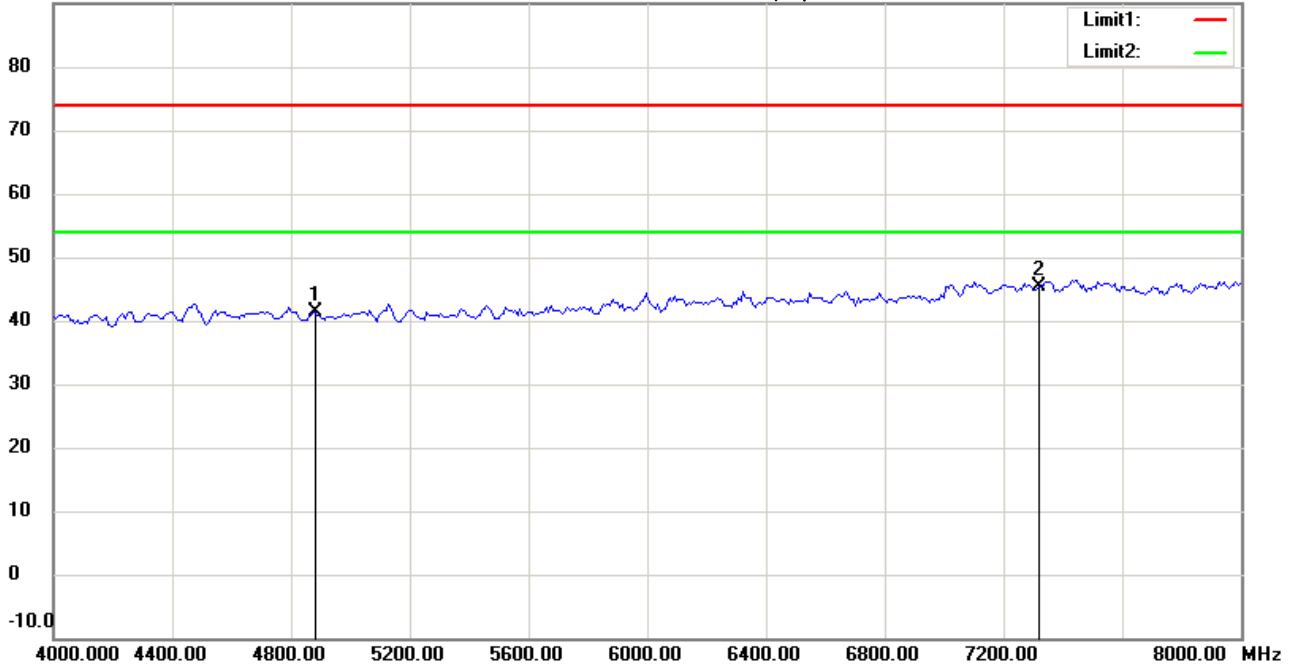
Date: 2016/4/30

Temperature:24 °C

90.0 dBuV/m

Time: 下午 12:51:57

Humidity:60 %



Site : Chamber

Condition : FCC_part 15 RE-Class C_Above 1GHz_PK

Polarization: *Vertical*

EUT : W6M21602-15593

Power : 5 Vd.c.

M/N:

Distance: 3m

Test Mode : TX 802.11g CH6

Note :

Mk.	Frequency (MHz)	Reading (dBuV)	Detector	Corr. factor (dB/m)	Result (dBuV/m)	Limit (dBuV/m)	Ant.Pos (cm)	Tab.Pos (deg.)	Margin (dB)	Comment
	4874.000	41.81	peak	-0.50	41.31	74.00	100	145	-32.69	
*	7311.000	40.90	peak	4.43	45.33	74.00	100	220	-28.67	



Radiated Emission Measurement

Operator: Leon

File :3

Data :#3

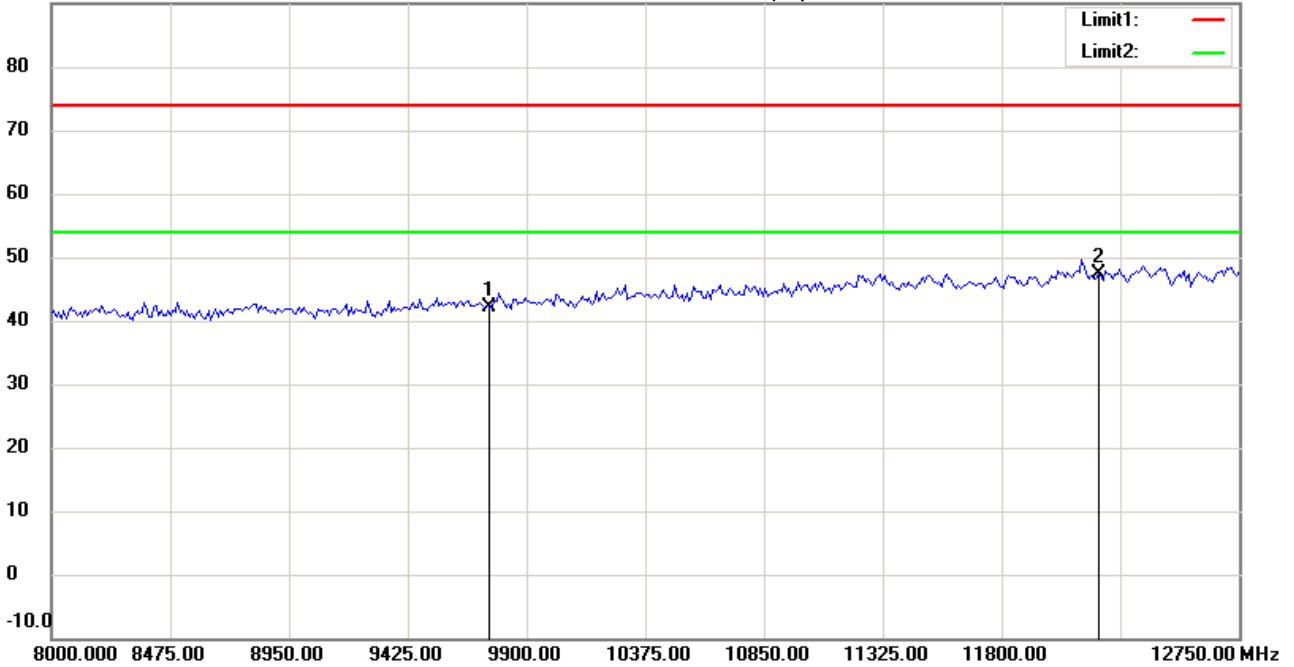
Date: 2016/4/30

Temperature:24 °C

90.0 dBuV/m

Time: 下午 12:50:00

Humidity:60 %



Site : Chamber

Condition : FCC_part 15 RE-Class C_Above 1GHz_PK

Polarization: *Horizontal*

EUT : W6M21602-15593

Power : 5 Vd.c.

M/N:

Distance: 3m

Test Mode : TX 802.11g CH6

Note :

Mk.	Frequency (MHz)	Reading (dBuV)	Detector	Corr. factor (dB/m)	Result (dBuV/m)	Limit (dBuV/m)	Ant.Pos (cm)	Tab.Pos (deg.)	Margin (dB)	Comment
	9748.000	34.53	peak	7.49	42.02	74.00	100	95	-31.98	
*	12185.000	33.55	peak	13.82	47.37	74.00	100	135	-26.63	



Radiated Emission Measurement

Operator: Leon

File :3

Data :#8

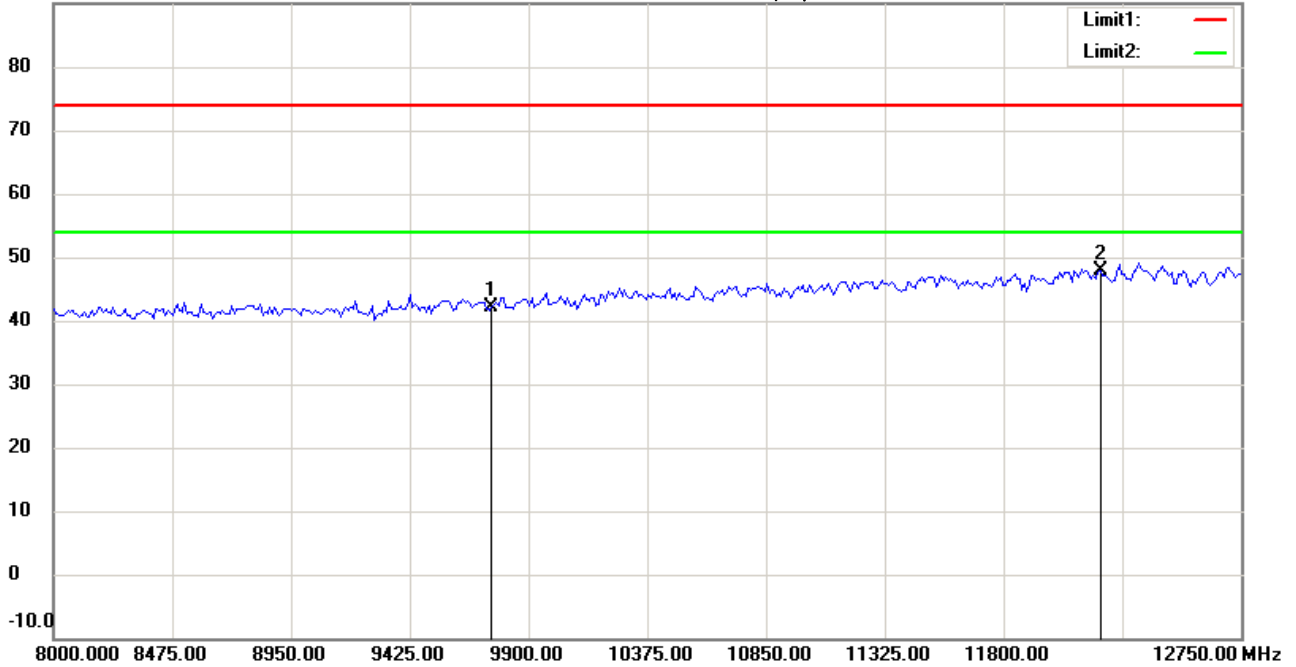
Date: 2016/4/30

Temperature:24 °C

90.0 dBuV/m

Time: 下午 12:52:42

Humidity:60 %



Site : Chamber

Condition : FCC_part 15 RE-Class C_Above 1GHz_PK

Polarization: *Vertical*

EUT : W6M21602-15593

Power : 5 Vd.c.

M/N:

Distance: 3m

Test Mode : TX 802.11g CH6

Note :

Mk.	Frequency (MHz)	Reading (dBuV)	Detector	Corr. factor (dB/m)	Result (dBuV/m)	Limit (dBuV/m)	Ant.Pos (cm)	Tab.Pos (deg.)	Margin (dB)	Comment
	9748.000	34.66	peak	7.49	42.15	74.00	100	235	-31.85	
*	12185.000	33.99	peak	13.82	47.81	74.00	100	190	-26.19	



Radiated Emission Measurement

Operator: Leon

File :3

Data :#4

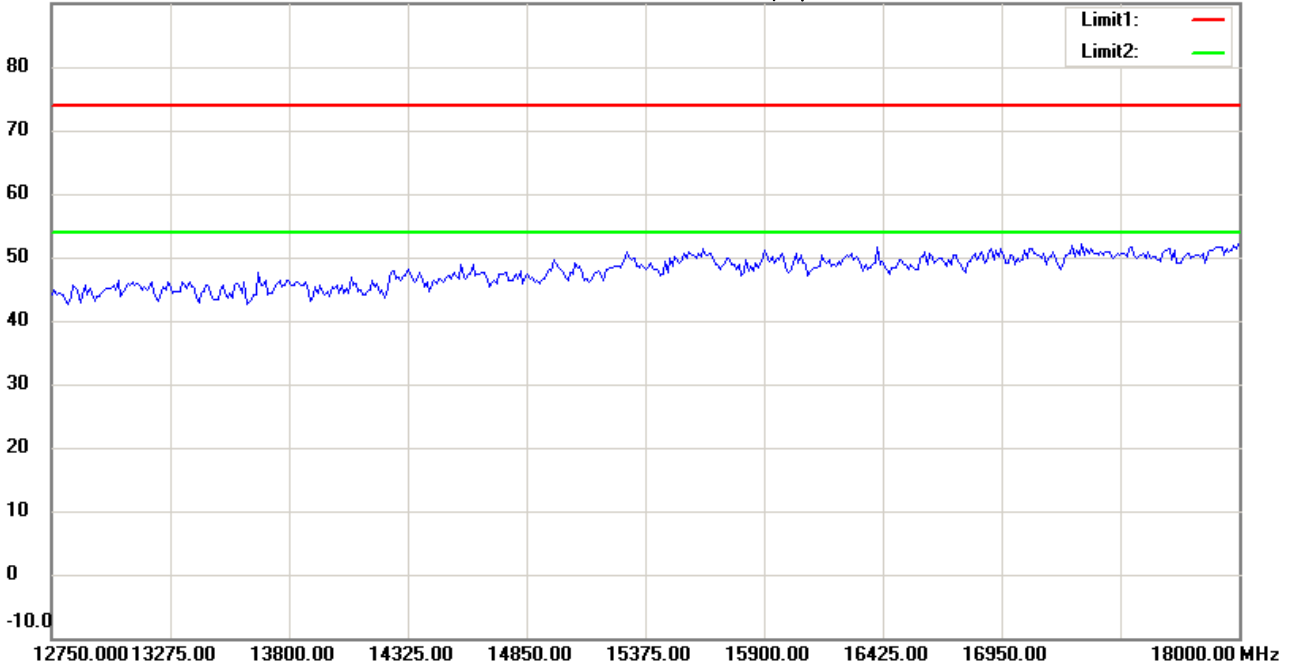
Date: 2016/4/30

Temperature:24 °C

90.0 dBuV/m

Time: 下午 12:50:14

Humidity:60 %



Site : Chamber

Condition : FCC_part 15 RE-Class C_Above 1GHz_PK

Polarization: *Horizontal*

EUT : W6M21602-15593

Power : 5 Vd.c.

M/N:

Distance: 3m

Test Mode : TX 802.11g CH6

Note :

Mk.	Frequency (MHz)	Reading (dBuV)	Detector	Corr. factor (dB/m)	Result (dBuV/m)	Limit (dBuV/m)	Ant.Pos (cm)	Tab.Pos (deg.)	Margin (dB)	Comment
-----	-----------------	----------------	----------	---------------------	-----------------	----------------	--------------	----------------	-------------	---------



Radiated Emission Measurement

Operator: Leon

File :3

Data :#9

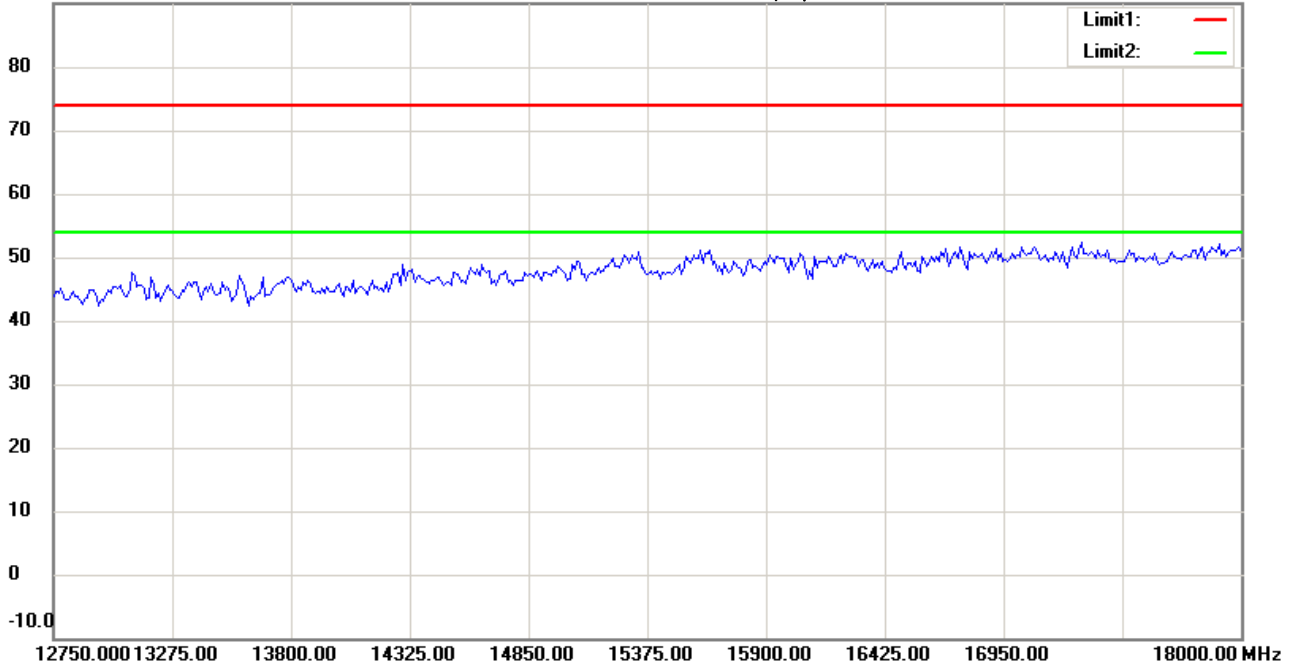
Date: 2016/4/30

Temperature:24 °C

90.0 dBuV/m

Time: 下午 12:52:56

Humidity:60 %



Site : Chamber

Condition : FCC_part 15 RE-Class C_Above 1GHz_PK

Polarization: *Vertical*

EUT : W6M21602-15593

Power : 5 Vd.c.

M/N:

Distance: 3m

Test Mode : TX 802.11g CH6

Note :

Mk.	Frequency (MHz)	Reading (dBuV)	Detector	Corr. factor (dB/m)	Result (dBuV/m)	Limit (dBuV/m)	Ant.Pos (cm)	Tab.Pos (deg.)	Margin (dB)	Comment
-----	-----------------	----------------	----------	---------------------	-----------------	----------------	--------------	----------------	-------------	---------



Radiated Emission Measurement

Operator: Leon

File :3

Data :#5

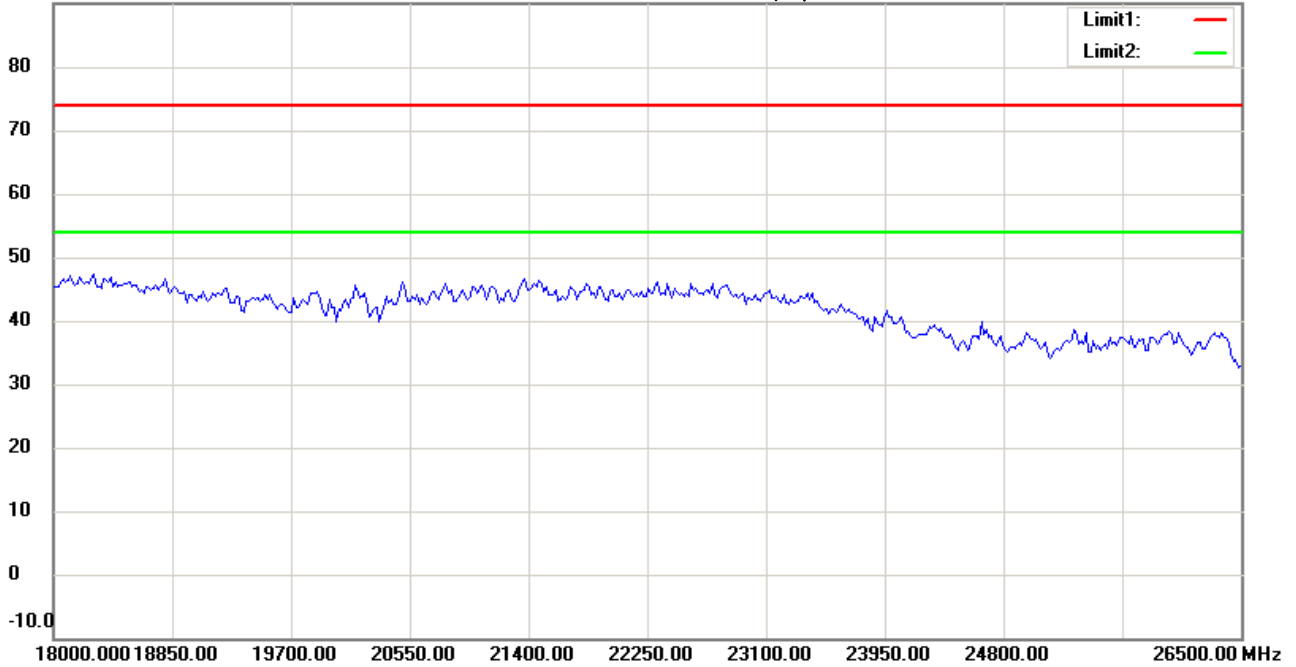
Date: 2016/4/30

Temperature:24 °C

90.0 dBuV/m

Time: 下午 12:50:25

Humidity:60 %



Site : Chamber

Condition : FCC_part 15 RE-Class C_Above 1GHz_PK

EUT : W6M21602-15593

M/N:

Test Mode : TX 802.11g CH6

Note :

Polarization: *Horizontal*

Power : 5 Vd.c.

Distance: 3m

Mk.	Frequency (MHz)	Reading (dBuV)	Detector	Corr. factor (dB/m)	Result (dBuV/m)	Limit (dBuV/m)	Ant.Pos (cm)	Tab.Pos (deg.)	Margin (dB)	Comment
-----	-----------------	----------------	----------	---------------------	-----------------	----------------	--------------	----------------	-------------	---------



Address:6F.,No.58,Ln 188,Ruey Kuang Rd,Neihu,Taipei
 Tel:+886-2-6606-8877
 Fax:+886-2-6606-8875

Radiated Emission Measurement

Operator: Leon

File :3

Data :#10

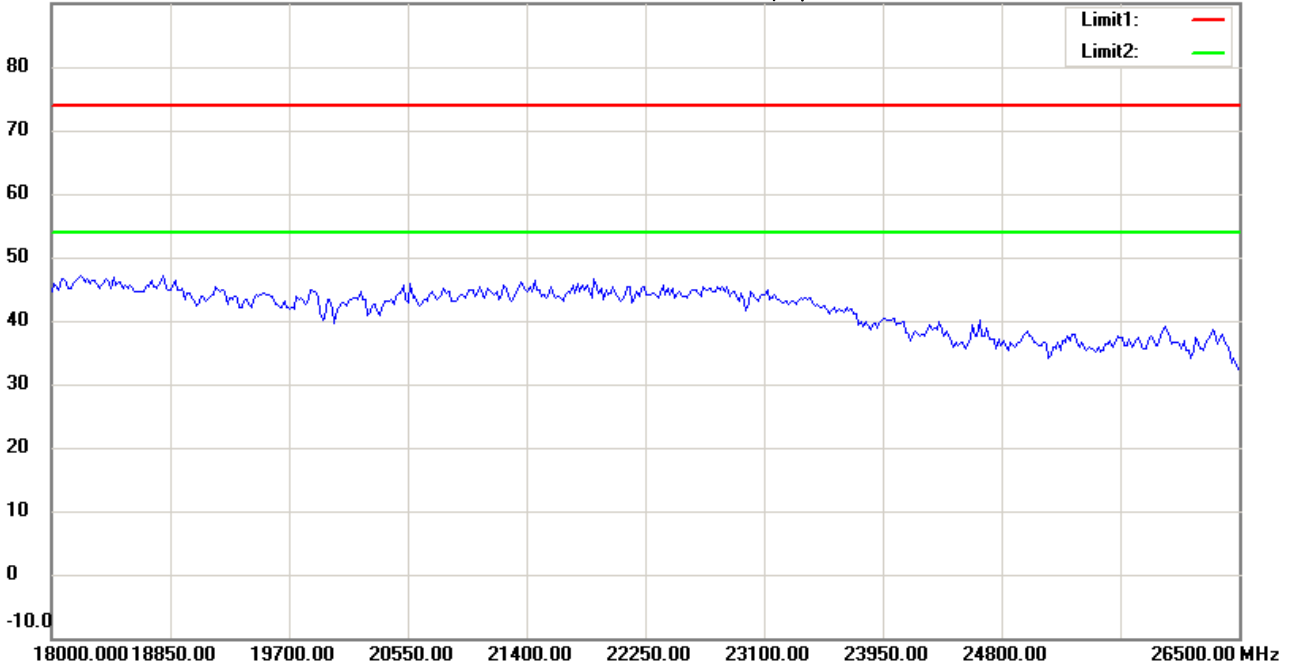
Date: 2016/4/30

Temperature:24 °C

90.0 dBuV/m

Time: 下午 12:53:06

Humidity:60 %



Site : Chamber

Condition : FCC_part 15 RE-Class C_Above 1GHz_PK

Polarization: *Vertical*

EUT : W6M21602-15593

Power : 5 Vd.c.

M/N:

Distance: 3m

Test Mode : TX 802.11g CH6

Note :

Mk.	Frequency (MHz)	Reading (dBuV)	Detector	Corr. factor (dB/m)	Result (dBuV/m)	Limit (dBuV/m)	Ant.Pos (cm)	Tab.Pos (deg.)	Margin (dB)	Comment
-----	-----------------	----------------	----------	---------------------	-----------------	----------------	--------------	----------------	-------------	---------

*:Maximum data x:Over limit !:over margin



Radiated Emission Measurement

Operator: Leon

File :1

Data :#1

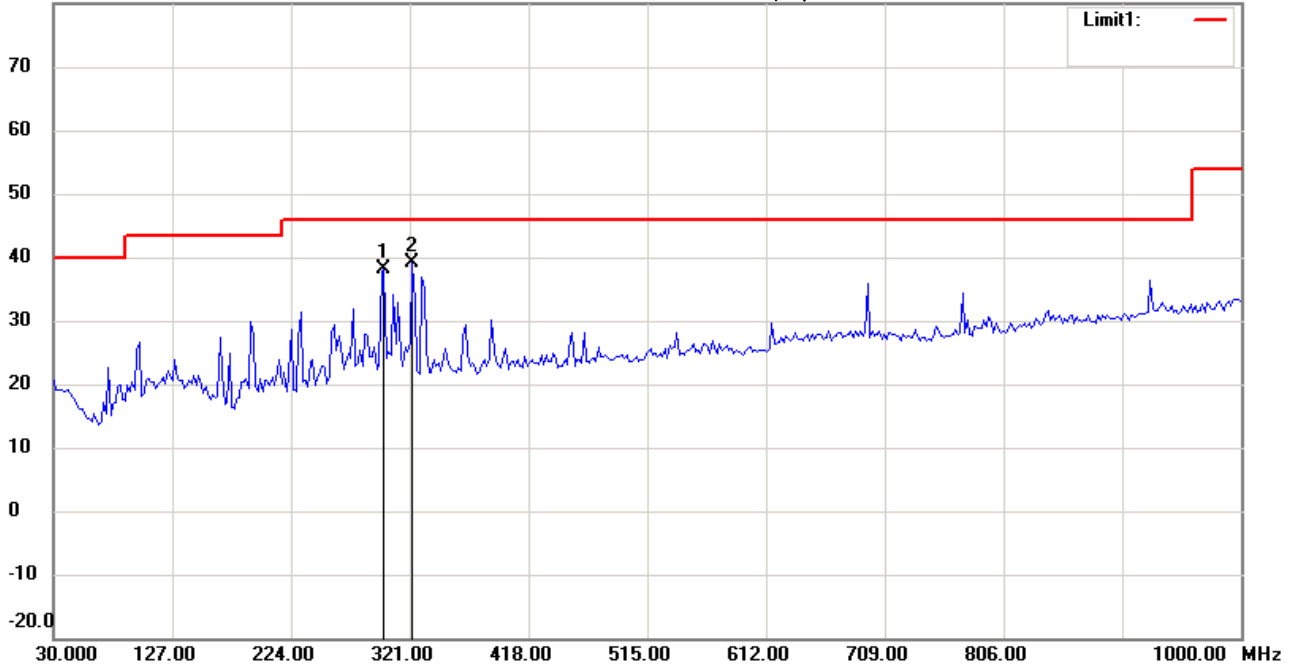
Date: 2016/4/30

Temperature:24 °C

80.0 dBuV/m

Time: 下午 04:28:23

Humidity:60 %



Site : Chamber

Condition : FCC_part 15 RE-Class C_30-1000MHz

EUT : W6M21602-15593

M/N:

Test Mode : TX 802.11g CH11

Note :

Polarization: *Horizontal*

Power : 5 Vd.c.

Distance: 3m

Mk.	Frequency (MHz)	Reading (dBuV)	Detector	Corr. factor (dB/m)	Result (dBuV/m)	Limit (dBuV/m)	Ant.Pos (cm)	Tab.Pos (deg.)	Margin (dB)	Comment
	300.2004	43.71	peak	-5.61	38.10	46.00	100	70	-7.90	
*	323.5271	44.17	peak	-5.12	39.05	46.00	100	55	-6.95	



Radiated Emission Measurement

Operator: Leon

File :1

Data :#2

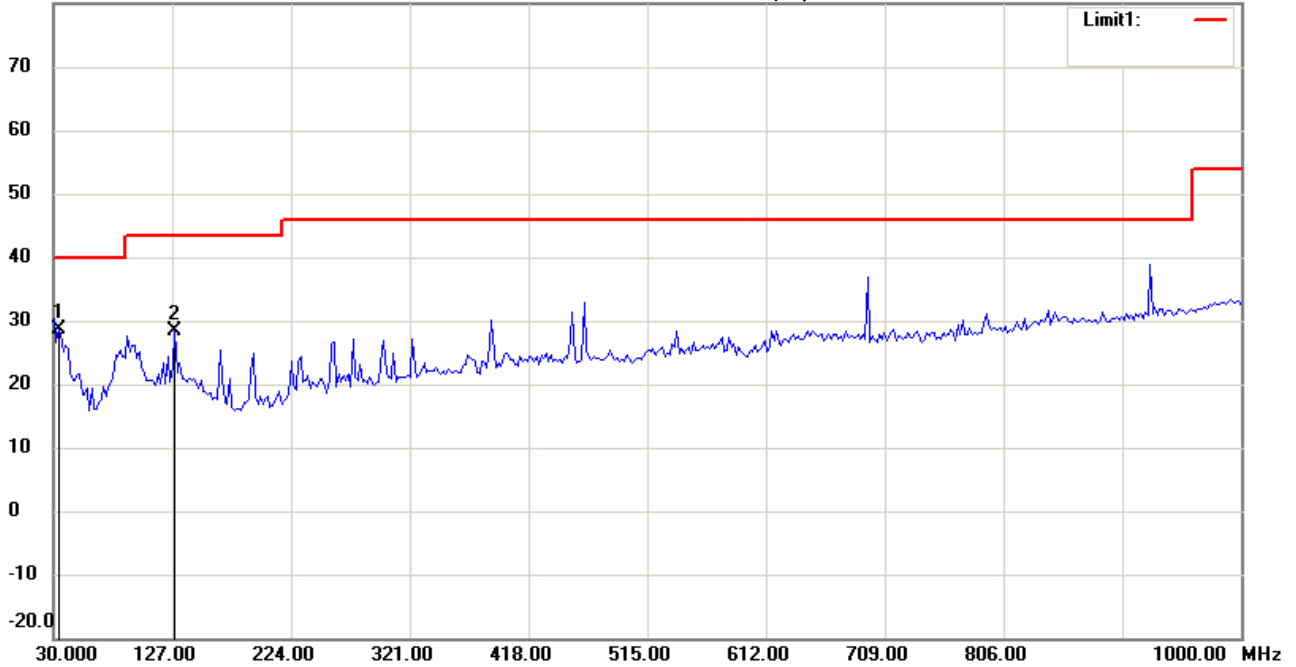
Date: 2016/4/30

Temperature:24 °C

80.0 dBuV/m

Time: 下午 04:29:08

Humidity:60 %



Site : Chamber

Condition : FCC_part 15 RE-Class C_30-1000MHz

EUT : W6M21602-15593

M/N:

Test Mode : TX 802.11g CH11

Note :

Polarization: *Vertical*

Power : 5 Vd.c.

Distance: 3m

Mk.	Frequency (MHz)	Reading (dBuV)	Detector	Corr. factor (dB/m)	Result (dBuV/m)	Limit (dBuV/m)	Ant.Pos (cm)	Tab.Pos (deg.)	Margin (dB)	Comment
*	33.8878	36.15	peak	-7.41	28.74	40.00	100	130	-11.26	
	129.1383	34.58	peak	-6.17	28.41	43.50	100	15	-15.09	



Radiated Emission Measurement

Operator: Leon

File :3

Data :#1

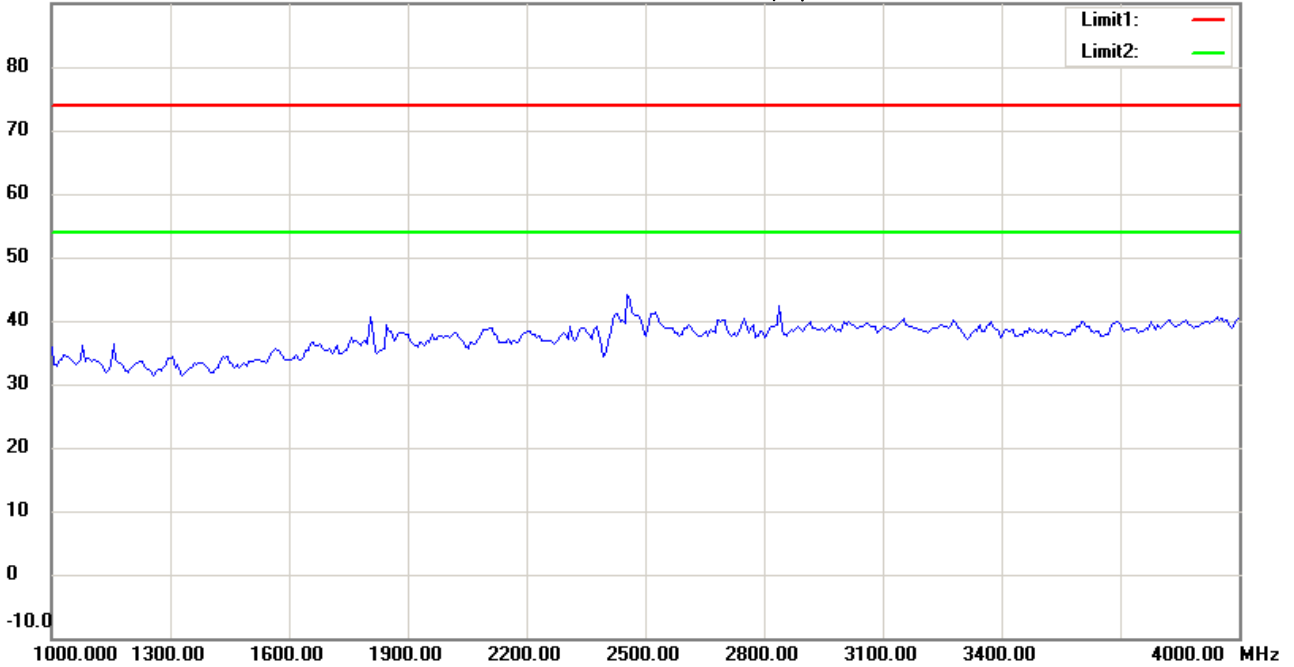
Date: 2016/4/30

Temperature:24 °C

90.0 dBuV/m

Time: 下午 12:23:58

Humidity:60 %



Site : Chamber

Condition : FCC_part 15 RE-Class C_Above 1GHz_PK

Polarization: *Horizontal*

EUT : W6M21602-15593

Power : 5 Vd.c.

M/N:

Distance: 3m

Test Mode : TX 802.11g CH11

Note :

Mk.	Frequency (MHz)	Reading (dBuV)	Detector	Corr. factor (dB/m)	Result (dBuV/m)	Limit (dBuV/m)	Ant.Pos (cm)	Tab.Pos (deg.)	Margin (dB)	Comment
-----	-----------------	----------------	----------	---------------------	-----------------	----------------	--------------	----------------	-------------	---------



Radiated Emission Measurement

Operator: Leon

File :3

Data :#6

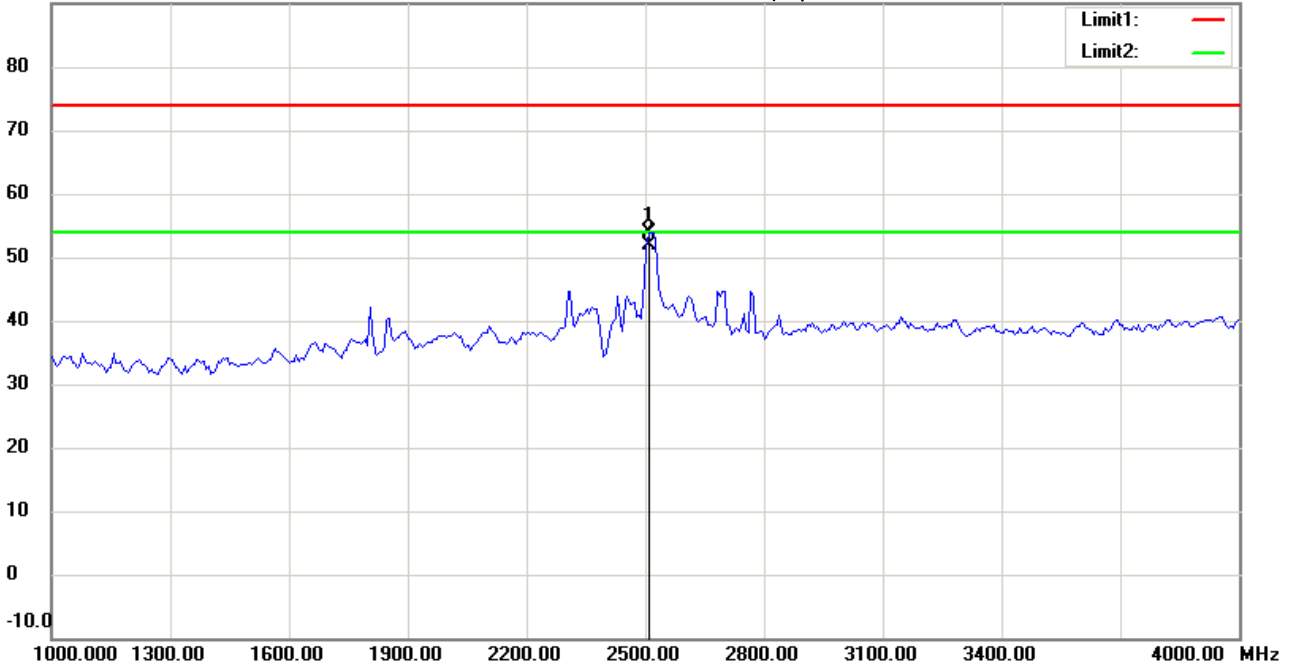
Date: 2016/4/30

Temperature:24 °C

90.0 dBuV/m

Time: 下午 12:26:46

Humidity:60 %



Site : Chamber

Condition : FCC_part 15 RE-Class C_Above 1GHz_PK

Polarization: *Vertical*

EUT : W6M21602-15593

Power : 5 Vd.c.

M/N:

Distance: 3m

Test Mode : TX 802.11g CH11

Note :

Mk.	Frequency (MHz)	Reading (dBuV)	Detector	Corr. factor (dB/m)	Result (dBuV/m)	Limit (dBuV/m)	Ant.Pos (cm)	Tab.Pos (deg.)	Margin (dB)	Comment
	2509.018	58.39	peak	-4.49	53.90	74.00	100	75	-20.10	
*	2509.018	56.25	AVG	-4.49	51.76	54.00	100	75	-2.24	



Radiated Emission Measurement

Operator: Leon

File :3

Data :#2

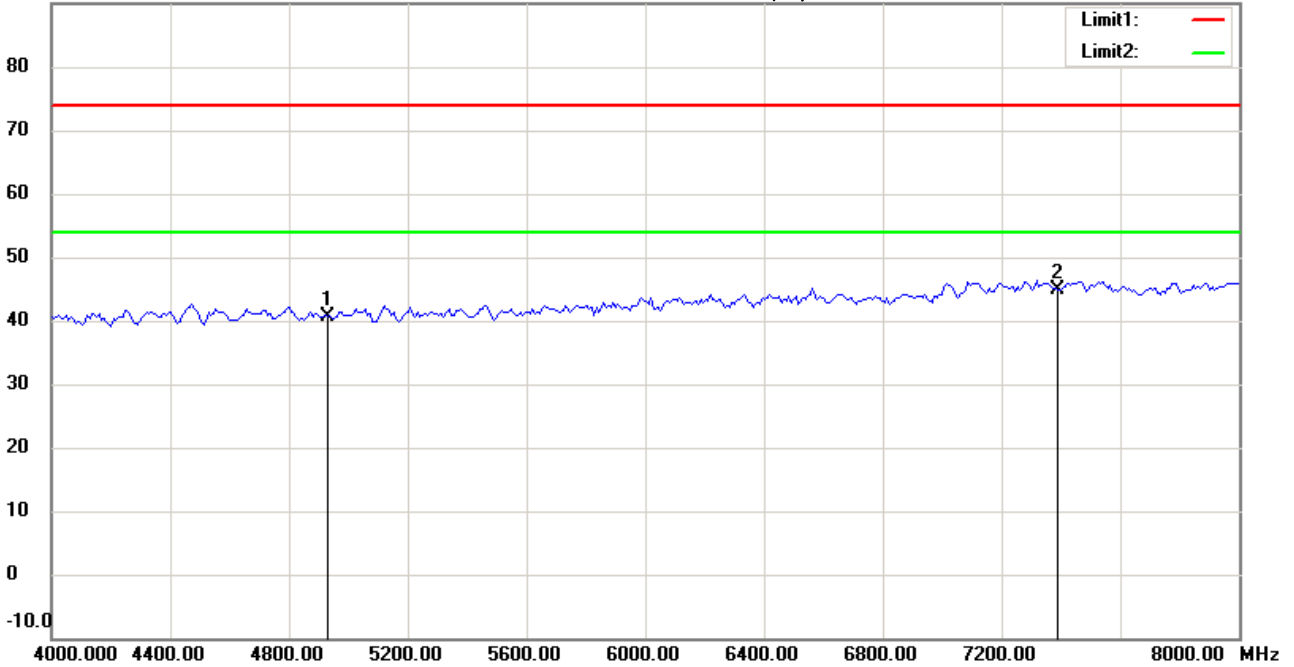
Date: 2016/4/30

Temperature:24 °C

90.0 dBuV/m

Time: 下午 12:24:44

Humidity:60 %



Site : Chamber

Condition : FCC_part 15 RE-Class C_Above 1GHz_PK

Polarization: *Horizontal*

EUT : W6M21602-15593

Power : 5 Vd.c.

M/N:

Distance: 3m

Test Mode : TX 802.11g CH11

Note :

Mk.	Frequency (MHz)	Reading (dBuV)	Detector	Corr. factor (dB/m)	Result (dBuV/m)	Limit (dBuV/m)	Ant.Pos (cm)	Tab.Pos (deg.)	Margin (dB)	Comment
	4924.000	40.84	peak	-0.33	40.51	74.00	100	175	-33.49	
*	7386.000	39.97	peak	4.93	44.90	74.00	100	80	-29.10	



Radiated Emission Measurement

Operator: Leon

File :3

Data :#7

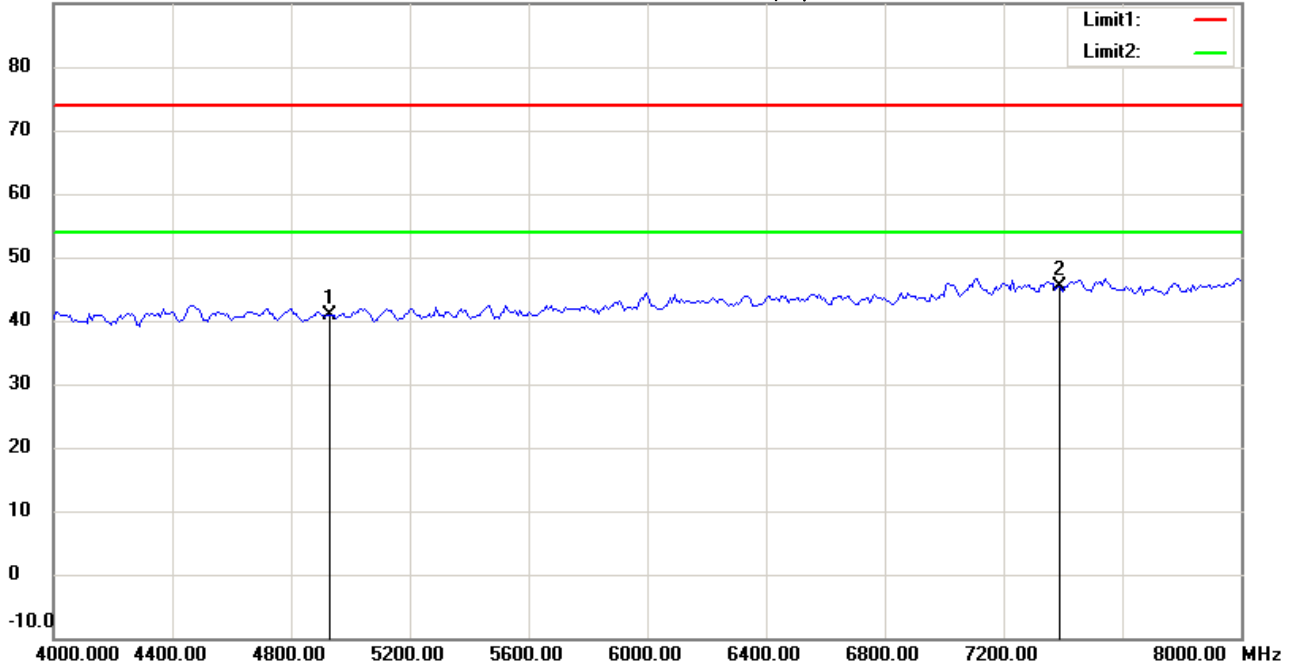
Date: 2016/4/30

Temperature:24 °C

90.0 dBuV/m

Time: 下午 12:27:33

Humidity:60 %



Site : Chamber

Condition : FCC_part 15 RE-Class C_Above 1GHz_PK

Polarization: *Vertical*

EUT : W6M21602-15593

Power : 5 Vd.c.

M/N:

Distance: 3m

Test Mode : TX 802.11g CH11

Note :

Mk.	Frequency (MHz)	Reading (dBuV)	Detector	Corr. factor (dB/m)	Result (dBuV/m)	Limit (dBuV/m)	Ant.Pos (cm)	Tab.Pos (deg.)	Margin (dB)	Comment
	4924.000	41.26	peak	-0.33	40.93	74.00	100	165	-33.07	
*	7386.000	40.52	peak	4.93	45.45	74.00	100	220	-28.55	



Radiated Emission Measurement

Operator: Leon

File :3

Data :#3

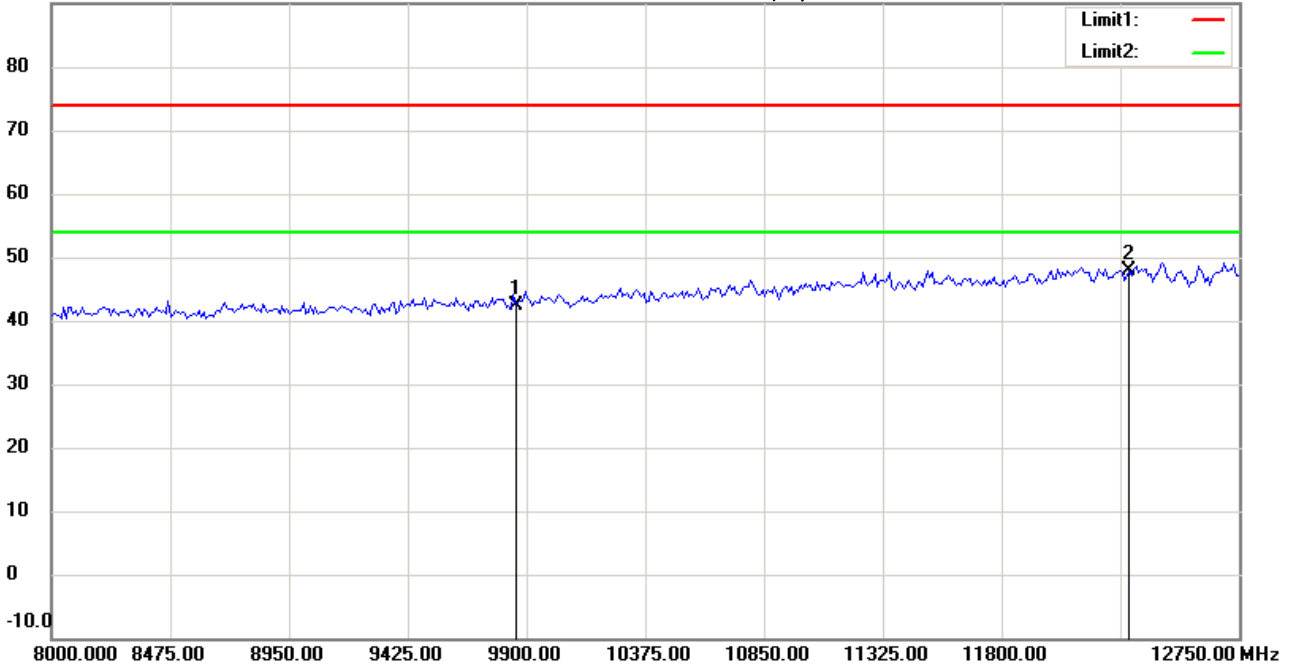
Date: 2016/4/30

Temperature:24 °C

90.0 dBuV/m

Time: 下午 12:25:36

Humidity:60 %



Site : Chamber

Condition : FCC_part 15 RE-Class C_Above 1GHz_PK

Polarization: *Horizontal*

EUT : W6M21602-15593

Power : 5 Vd.c.

M/N:

Distance: 3m

Test Mode : TX 802.11g CH11

Note :

Mk.	Frequency (MHz)	Reading (dBuV)	Detector	Corr. factor (dB/m)	Result (dBuV/m)	Limit (dBuV/m)	Ant.Pos (cm)	Tab.Pos (deg.)	Margin (dB)	Comment
	9848.000	34.68	peak	7.68	42.36	74.00	100	210	-31.64	
*	12310.000	34.59	peak	13.25	47.84	74.00	100	190	-26.16	



Radiated Emission Measurement

Operator: Leon

File :3

Data :#8

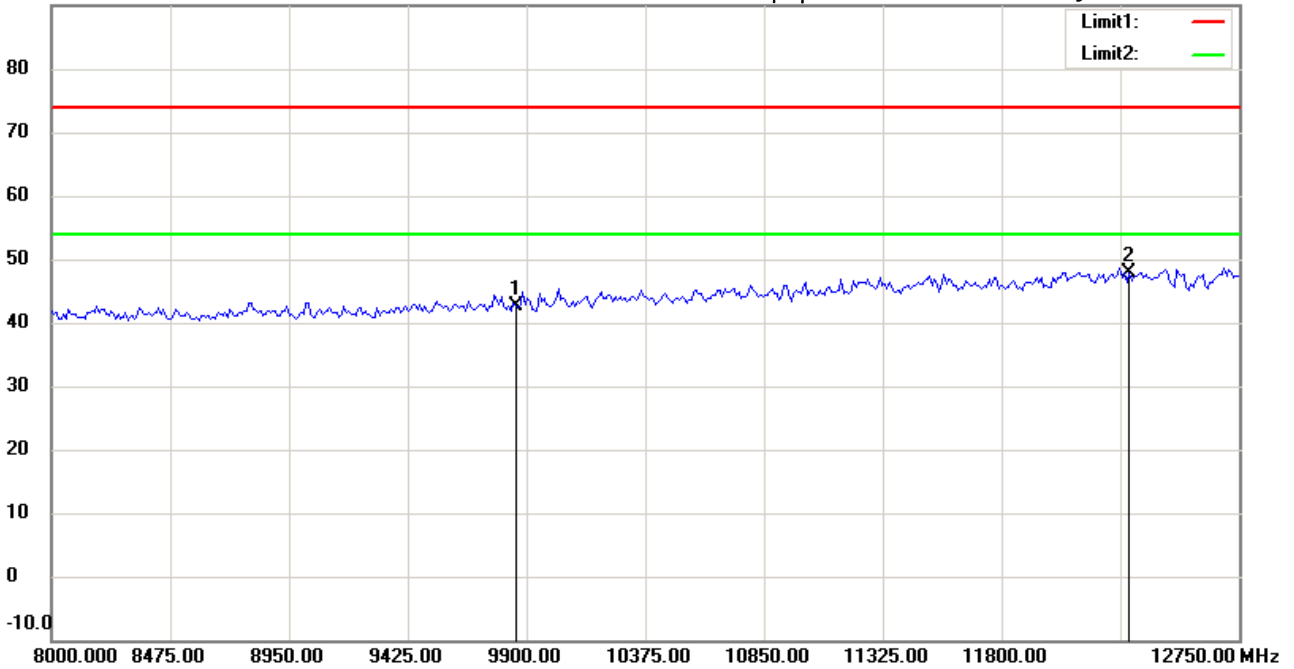
Date: 2016/4/30

Temperature:24 °C

90.0 dBuV/m

Time: 下午 12:28:18

Humidity:60 %



Site : Chamber

Condition : FCC_part 15 RE-Class C_Above 1GHz_PK

Polarization: *Vertical*

EUT : W6M21602-15593

Power : 5 Vd.c.

M/N:

Distance: 3m

Test Mode : TX 802.11g CH11

Note :

Mk.	Frequency (MHz)	Reading (dBuV)	Detector	Corr. factor (dB/m)	Result (dBuV/m)	Limit (dBuV/m)	Ant.Pos (cm)	Tab.Pos (deg.)	Margin (dB)	Comment
	9848.000	35.04	peak	7.68	42.72	74.00	100	75	-31.28	
*	12310.000	34.74	peak	13.25	47.99	74.00	100	120	-26.01	



Radiated Emission Measurement

Operator: Leon

File :3

Data :#4

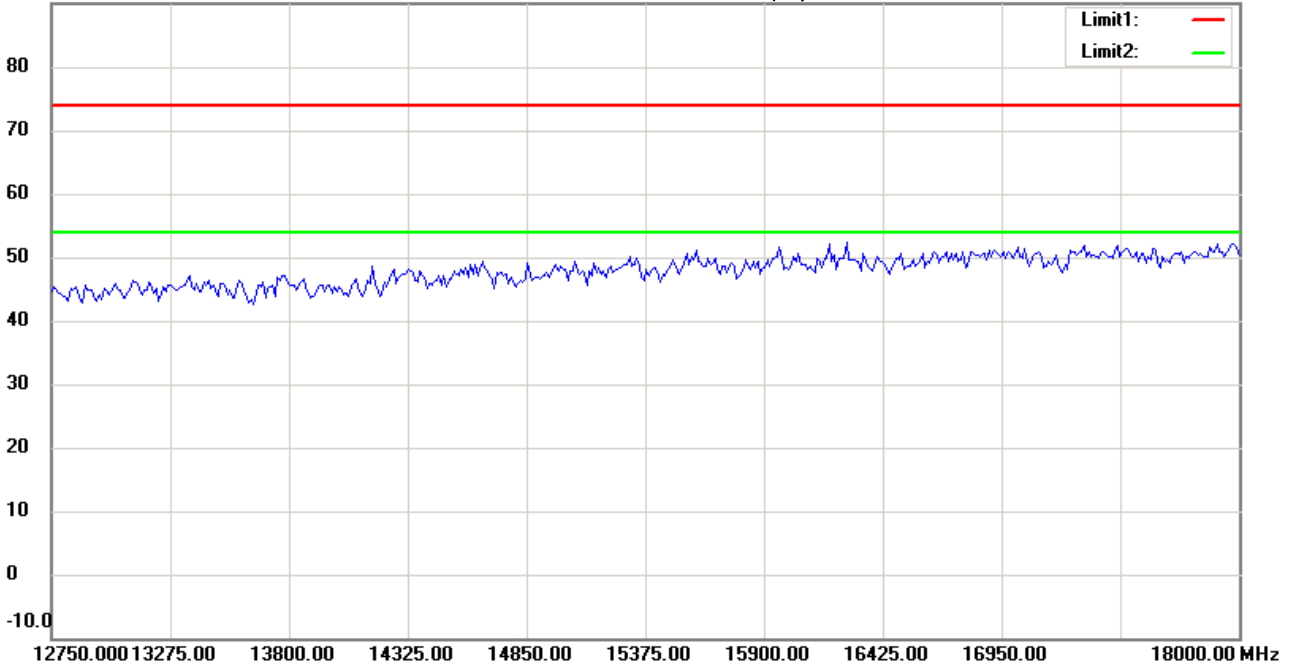
Date: 2016/4/30

Temperature:24 °C

90.0 dBuV/m

Time: 下午 12:25:50

Humidity:60 %



Site : Chamber

Condition : FCC_part 15 RE-Class C_Above 1GHz_PK

Polarization: *Horizontal*

EUT : W6M21602-15593

Power : 5 Vd.c.

M/N:

Distance: 3m

Test Mode : TX 802.11g CH11

Note :

Mk.	Frequency (MHz)	Reading (dBuV)	Detector	Corr. factor (dB/m)	Result (dBuV/m)	Limit (dBuV/m)	Ant.Pos (cm)	Tab.Pos (deg.)	Margin (dB)	Comment
-----	-----------------	----------------	----------	---------------------	-----------------	----------------	--------------	----------------	-------------	---------



Radiated Emission Measurement

Operator: Leon

File :3

Data :#9

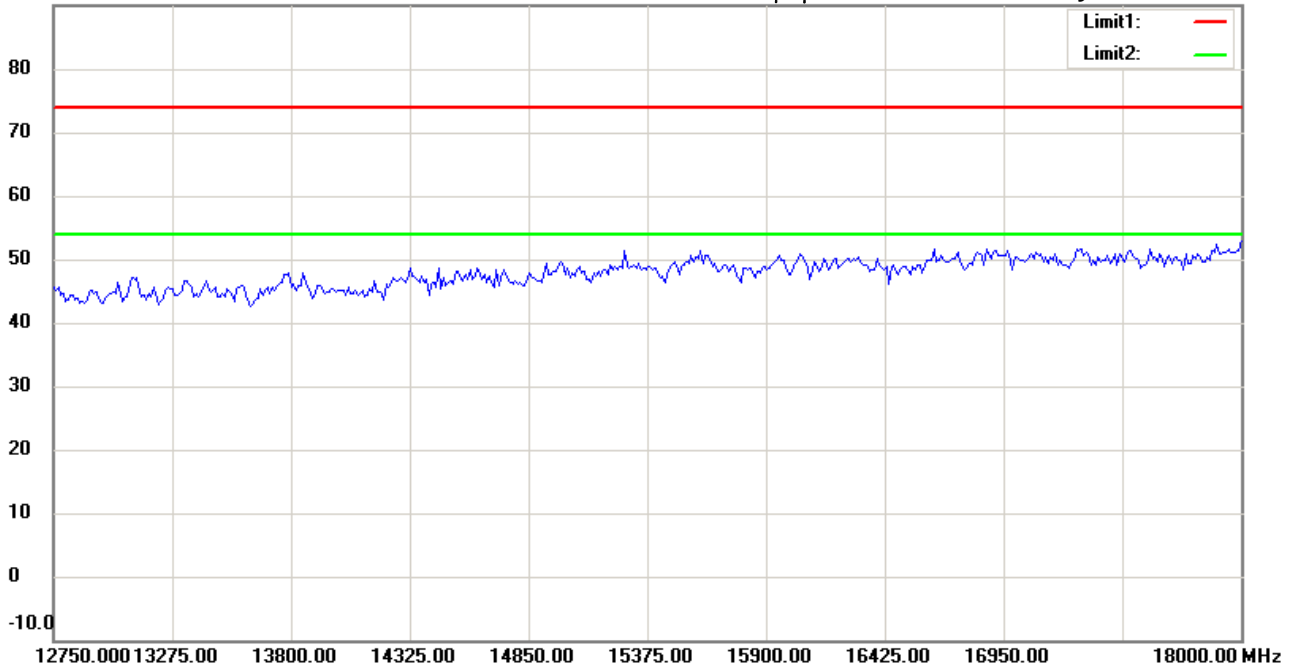
Date: 2016/4/30

Temperature:24 °C

90.0 dBuV/m

Time: 下午 12:28:32

Humidity:60 %



Site : Chamber

Condition : FCC_part 15 RE-Class C_Above 1GHz_PK

Polarization: *Vertical*

EUT : W6M21602-15593

Power : 5 Vd.c.

M/N:

Distance: 3m

Test Mode : TX 802.11g CH11

Note :

Mk.	Frequency (MHz)	Reading (dBuV)	Detector	Corr. factor (dB/m)	Result (dBuV/m)	Limit (dBuV/m)	Ant.Pos (cm)	Tab.Pos (deg.)	Margin (dB)	Comment
-----	-----------------	----------------	----------	---------------------	-----------------	----------------	--------------	----------------	-------------	---------



Address:6F.,No.58,Ln 188,Ruey Kuang Rd,Neihu,Taipei
 Tel:+886-2-6606-8877
 Fax:+886-2-6606-8875

Radiated Emission Measurement

Operator: Leon

File :3

Data :#5

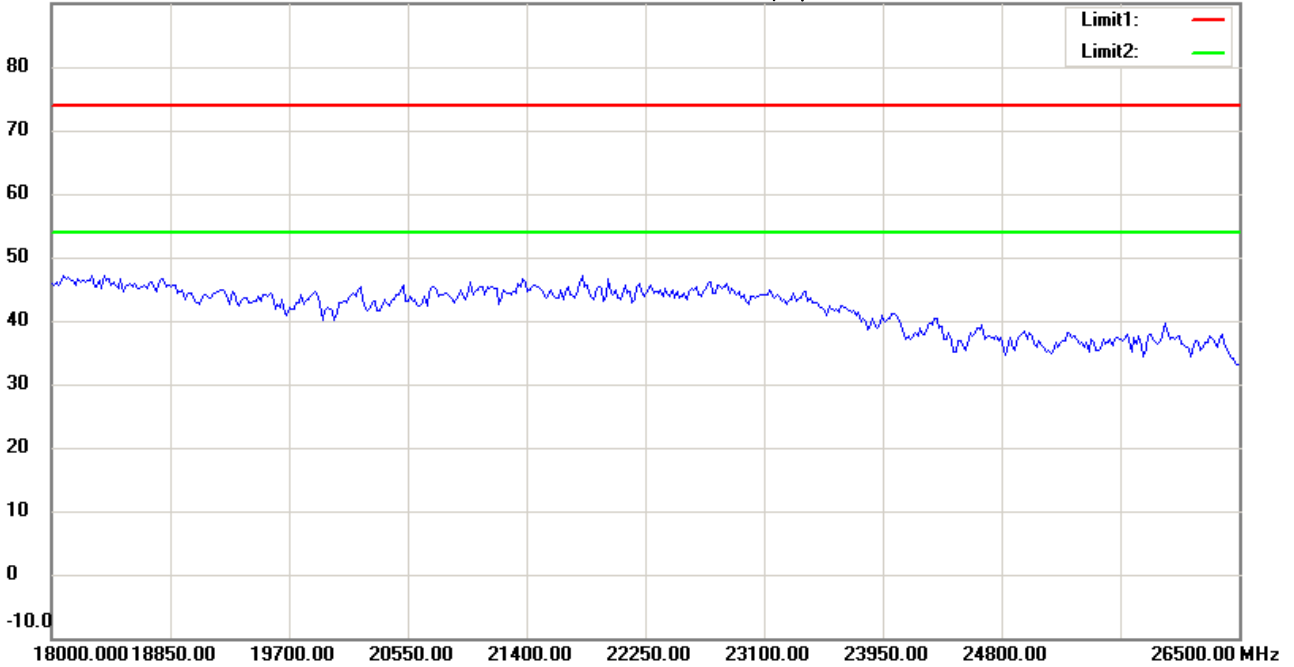
Date: 2016/4/30

Temperature:24 °C

90.0 dBuV/m

Time: 下午 12:26:01

Humidity:60 %



Site : Chamber

Condition : FCC_part 15 RE-Class C_Above 1GHz_PK

EUT : W6M21602-15593

M/N:

Test Mode : TX 802.11g CH11

Note :

Polarization: *Horizontal*

Power : 5 Vd.c.

Distance: 3m

Mk.	Frequency (MHz)	Reading (dBuV)	Detector	Corr. factor (dB/m)	Result (dBuV/m)	Limit (dBuV/m)	Ant.Pos (cm)	Tab.Pos (deg.)	Margin (dB)	Comment
-----	-----------------	----------------	----------	---------------------	-----------------	----------------	--------------	----------------	-------------	---------

*:Maximum data x:Over limit !:over margin



Radiated Emission Measurement

Operator: Leon

File :3

Data :#10

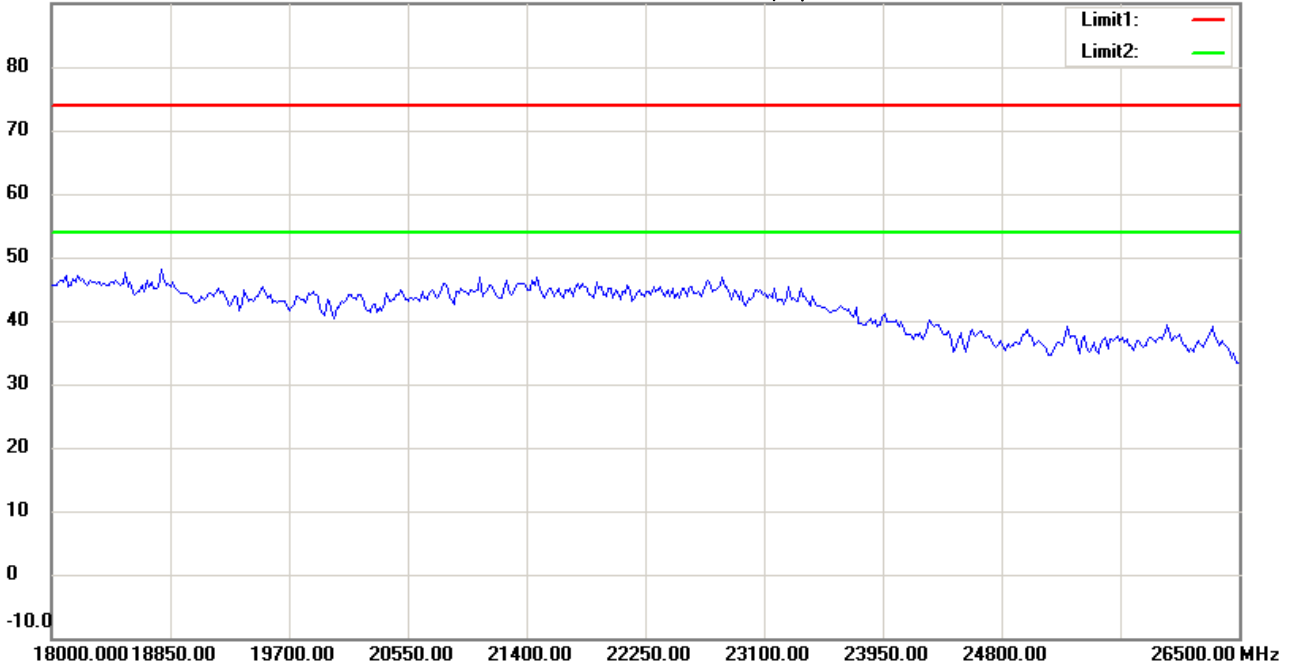
Date: 2016/4/30

Temperature:24 °C

90.0 dBuV/m

Time: 下午 12:28:42

Humidity:60 %



Site : Chamber

Condition : FCC_part 15 RE-Class C_Above 1GHz_PK

EUT : W6M21602-15593

M/N:

Test Mode : TX 802.11g CH11

Note :

Polarization: *Vertical*

Power : 5 Vd.c.

Distance: 3m

Mk.	Frequency (MHz)	Reading (dBuV)	Detector	Corr. factor (dB/m)	Result (dBuV/m)	Limit (dBuV/m)	Ant.Pos (cm)	Tab.Pos (deg.)	Margin (dB)	Comment
-----	-----------------	----------------	----------	---------------------	-----------------	----------------	--------------	----------------	-------------	---------



Radiated Emission Measurement

Operator: Leon

File :1

Data :#1

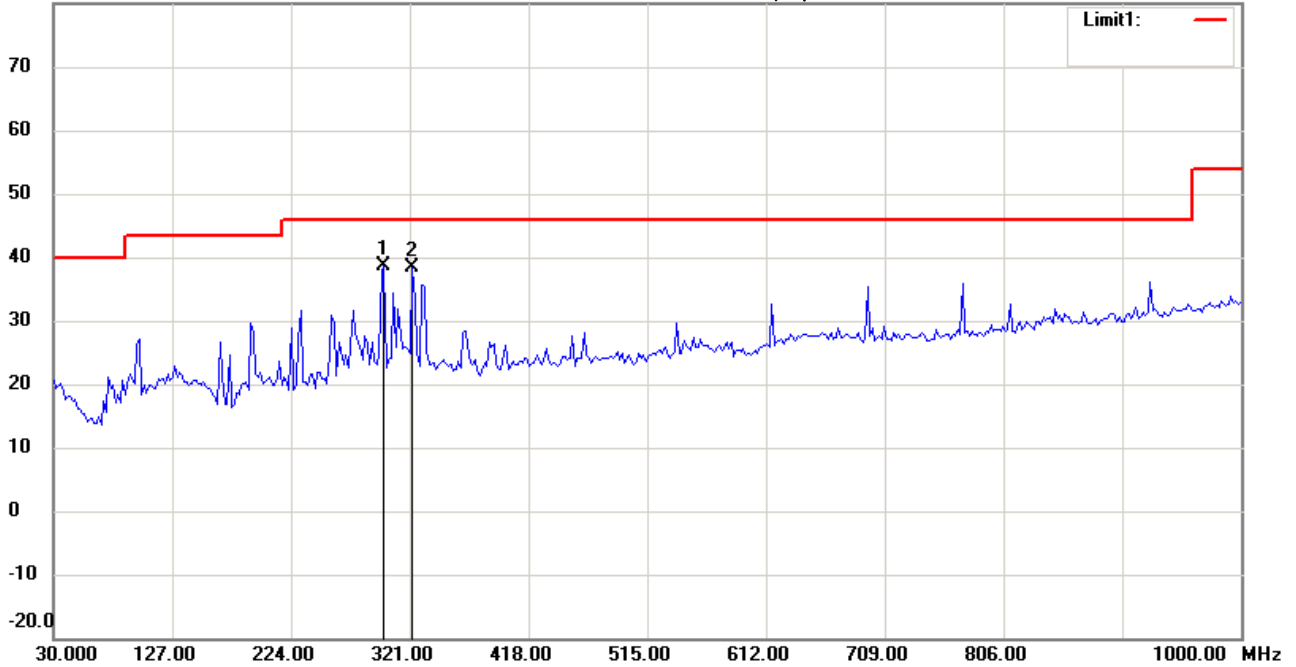
Date: 2016/4/30

Temperature:24 °C

80.0 dBuV/m

Time: 下午 04:16:26

Humidity:60 %



Site : Chamber

Condition : FCC_part 15 RE-Class C_30-1000MHz

EUT : W6M21602-15593

M/N:

Test Mode : TX 802.11n 20M CH1

Note :

Polarization: *Horizontal*

Power : 5 Vd.c.

Distance: 3m

Mk.	Frequency (MHz)	Reading (dBuV)	Detector	Corr. factor (dB/m)	Result (dBuV/m)	Limit (dBuV/m)	Ant.Pos (cm)	Tab.Pos (deg.)	Margin (dB)	Comment
*	300.2004	44.25	peak	-5.61	38.64	46.00	100	145	-7.36	
	323.5271	43.39	peak	-5.12	38.27	46.00	100	50	-7.73	



Radiated Emission Measurement

Operator: Leon

File :1

Data :#2

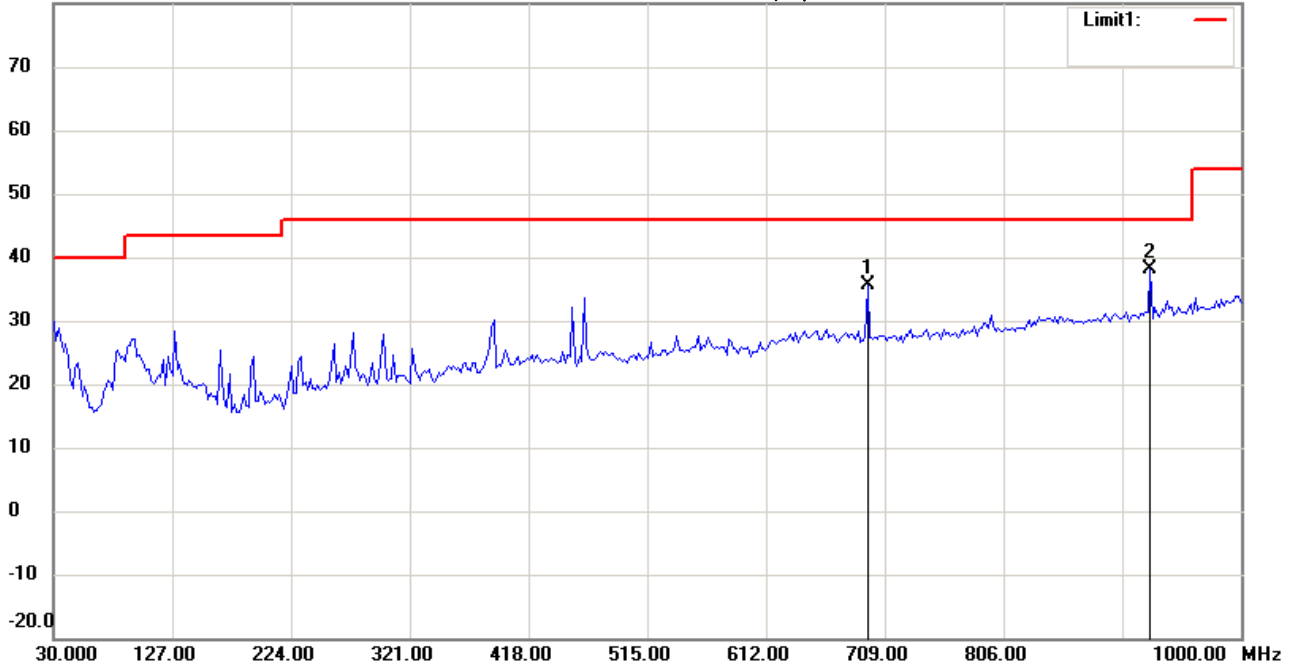
Date: 2016/4/30

Temperature:24 °C

80.0 dBuV/m

Time: 下午 04:17:11

Humidity:60 %



Site : Chamber

Condition : FCC_part 15 RE-Class C_30-1000MHz

EUT : W6M21602-15593

M/N:

Test Mode : TX 802.11n 20M CH1

Note :

Polarization: *Vertical*

Power : 5 Vd.c.

Distance: 3m

Mk.	Frequency (MHz)	Reading (dBuV)	Detector	Corr. factor (dB/m)	Result (dBuV/m)	Limit (dBuV/m)	Ant.Pos (cm)	Tab.Pos (deg.)	Margin (dB)	Comment
	694.8096	34.99	peak	0.60	35.59	46.00	100	120	-10.41	
*	926.1323	33.39	peak	4.75	38.14	46.00	100	45	-7.86	



Radiated Emission Measurement

Operator: Leon

File :3

Data :#1

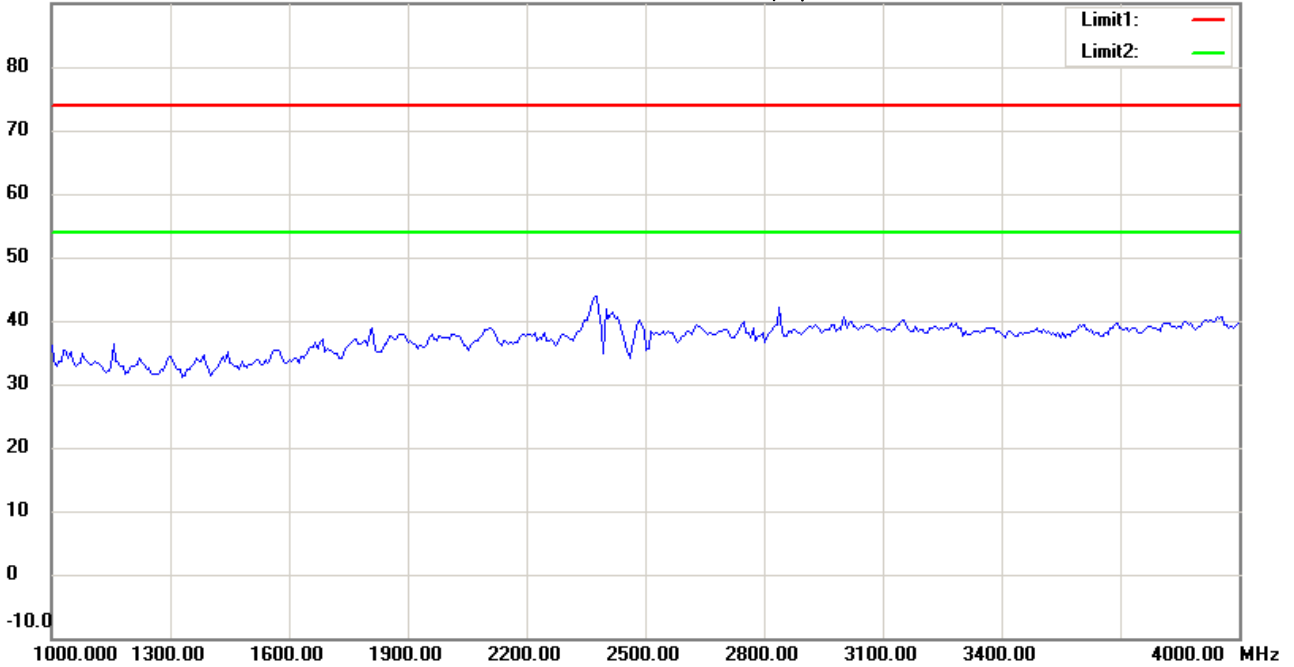
Date: 2016/4/30

Temperature:24 °C

90.0 dBuV/m

Time: 下午 01:08:43

Humidity:60 %



Site : Chamber

Condition : FCC_part 15 RE-Class C_Above 1GHz_PK

Polarization: *Horizontal*

EUT : W6M21602-15593

Power : 5 Vd.c.

M/N:

Distance: 3m

Test Mode : TX 802.11n 20M CH1

Note :

Mk.	Frequency (MHz)	Reading (dBuV)	Detector	Corr. factor (dB/m)	Result (dBuV/m)	Limit (dBuV/m)	Ant.Pos (cm)	Tab.Pos (deg.)	Margin (dB)	Comment
-----	-----------------	----------------	----------	---------------------	-----------------	----------------	--------------	----------------	-------------	---------



Radiated Emission Measurement

Operator: Leon

File :3

Data :#6

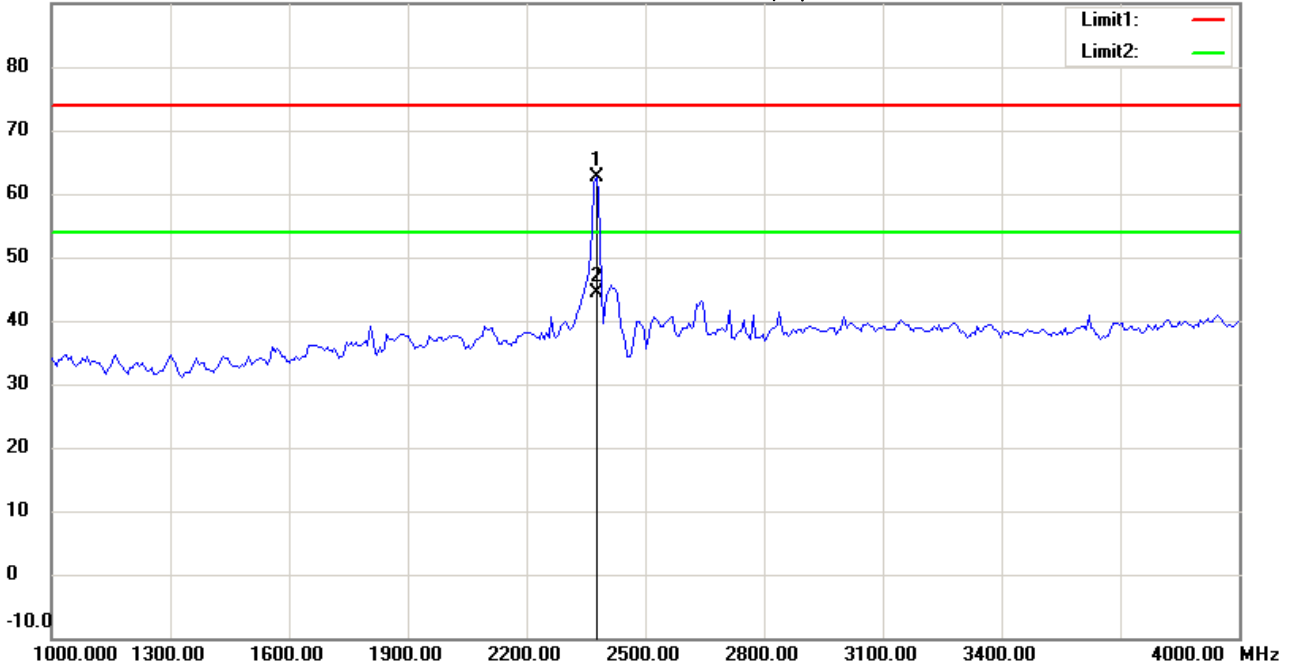
Date: 2016/4/30

Temperature:24 °C

90.0 dBuV/m

Time: 下午 01:11:31

Humidity:60 %



Site : Chamber

Condition : FCC_part 15 RE-Class C_Above 1GHz_PK

Polarization: *Vertical*

EUT : W6M21602-15593

Power : 5 Vd.c.

M/N:

Distance: 3m

Test Mode : TX 802.11n 20M CH1

Note :

Mk.	Frequency (MHz)	Reading (dBuV)	Detector	Corr. factor (dB/m)	Result (dBuV/m)	Limit (dBuV/m)	Ant.Pos (cm)	Tab.Pos (deg.)	Margin (dB)	Comment
	2374.529	67.55	peak	-4.84	62.71	74.00	100	53	-11.29	
*	2374.529	49.34	AVG	-4.84	44.50	54.00	100	53	-9.50	



Radiated Emission Measurement

Operator: Leon

File :3

Data :#2

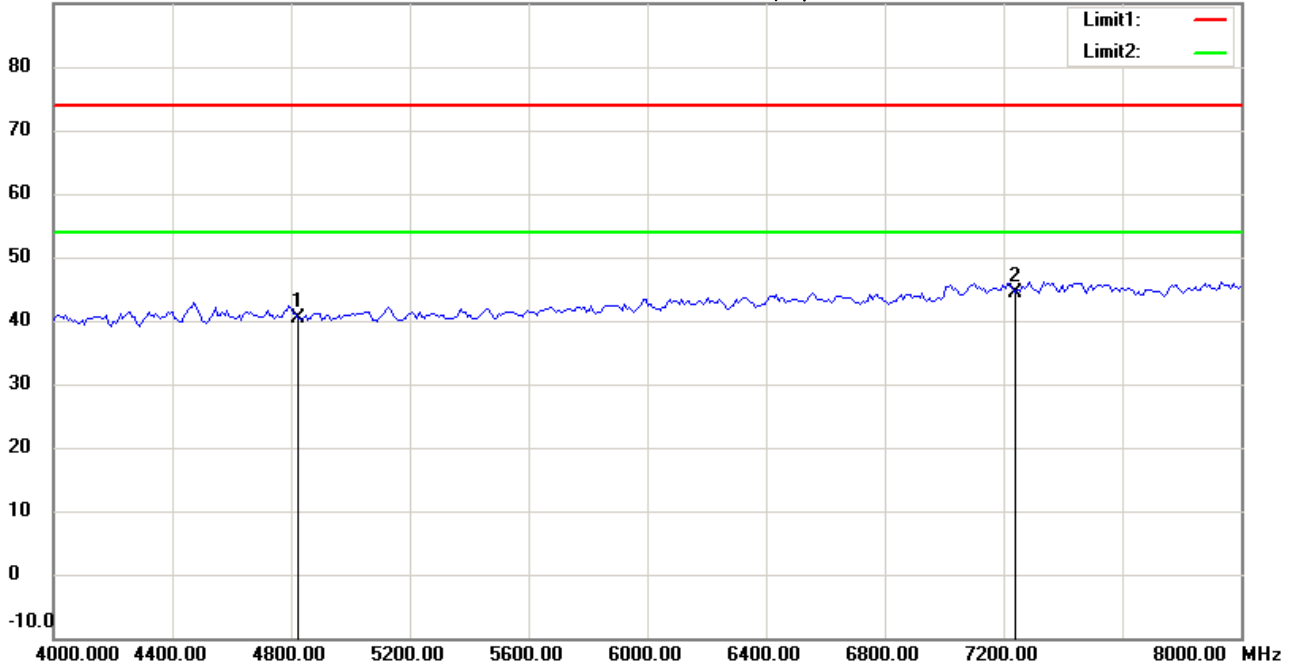
Date: 2016/4/30

Temperature:24 °C

90.0 dBuV/m

Time: 下午 01:09:29

Humidity:60 %



Site : Chamber

Condition : FCC_part 15 RE-Class C_Above 1GHz_PK

Polarization: *Horizontal*

EUT : W6M21602-15593

Power : 5 Vd.c.

M/N:

Distance: 3m

Test Mode : TX 802.11n 20M CH1

Note :

Mk.	Frequency (MHz)	Reading (dBuV)	Detector	Corr. factor (dB/m)	Result (dBuV/m)	Limit (dBuV/m)	Ant.Pos (cm)	Tab.Pos (deg.)	Margin (dB)	Comment
	4824.000	41.06	peak	-0.57	40.49	74.00	100	175	-33.51	
*	7236.000	40.00	peak	4.29	44.29	74.00	100	160	-29.71	



Radiated Emission Measurement

Operator: Leon

File :3

Data :#7

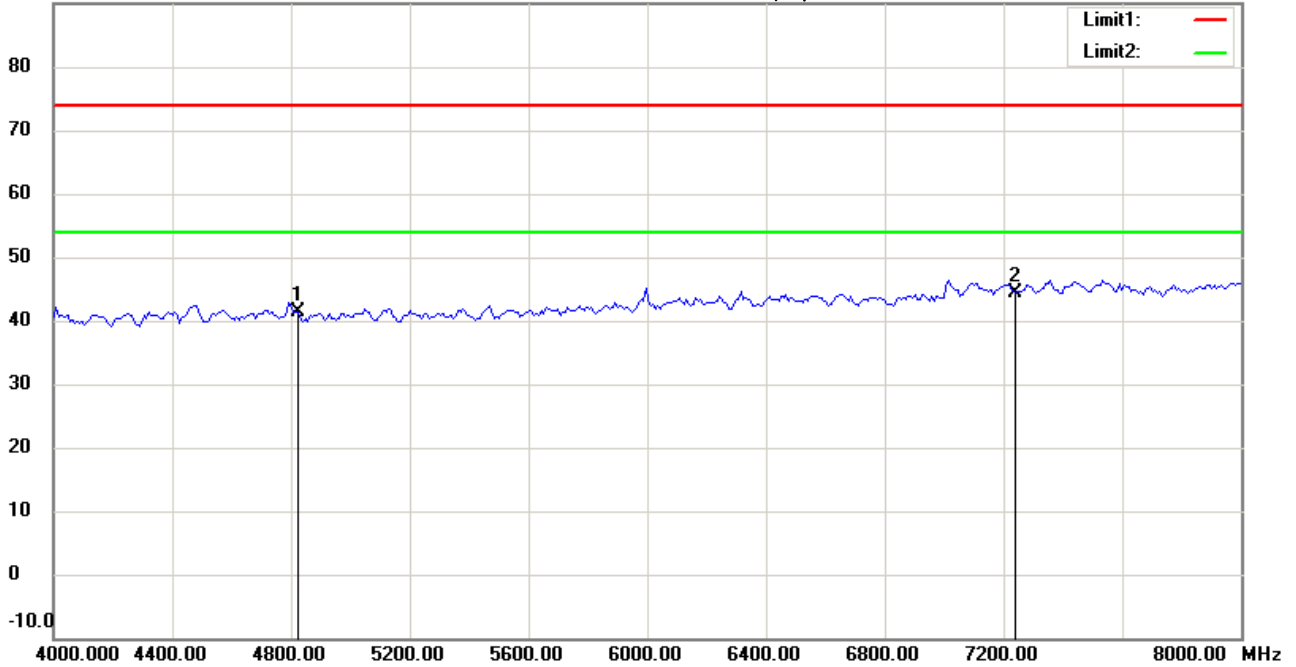
Date: 2016/4/30

Temperature:24 °C

90.0 dBuV/m

Time: 下午 01:12:17

Humidity:60 %



Site : Chamber

Condition : FCC_part 15 RE-Class C_Above 1GHz_PK

Polarization: *Vertical*

EUT : W6M21602-15593

Power : 5 Vd.c.

M/N:

Distance: 3m

Test Mode : TX 802.11n 20M CH1

Note :

Mk.	Frequency (MHz)	Reading (dBuV)	Detector	Corr. factor (dB/m)	Result (dBuV/m)	Limit (dBuV/m)	Ant.Pos (cm)	Tab.Pos (deg.)	Margin (dB)	Comment
	4824.000	41.84	peak	-0.57	41.27	74.00	100	185	-32.73	
*	7236.000	40.21	peak	4.29	44.50	74.00	100	220	-29.50	



Radiated Emission Measurement

Operator: Leon

File :3

Data :#3

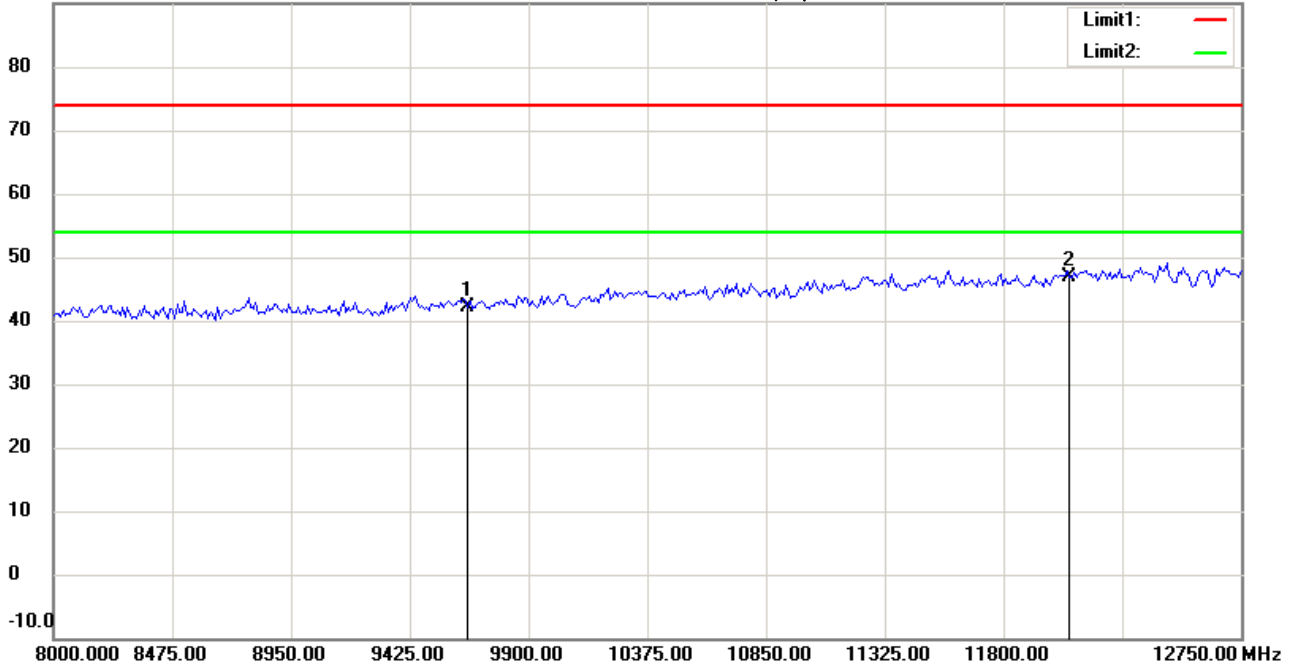
Date: 2016/4/30

Temperature:24 °C

90.0 dBuV/m

Time: 下午 01:10:21

Humidity:60 %



Site : Chamber

Condition : FCC_part 15 RE-Class C_Above 1GHz_PK

Polarization: *Horizontal*

EUT : W6M21602-15593

Power : 5 Vd.c.

M/N:

Distance: 3m

Test Mode : TX 802.11n 20M CH1

Note :

Mk.	Frequency (MHz)	Reading (dBuV)	Detector	Corr. factor (dB/m)	Result (dBuV/m)	Limit (dBuV/m)	Ant.Pos (cm)	Tab.Pos (deg.)	Margin (dB)	Comment
	9648.000	34.65	peak	7.51	42.16	74.00	100	210	-31.84	
*	12060.000	33.65	peak	13.18	46.83	74.00	100	195	-27.17	



Radiated Emission Measurement

Operator: Leon

File :3

Data :#8

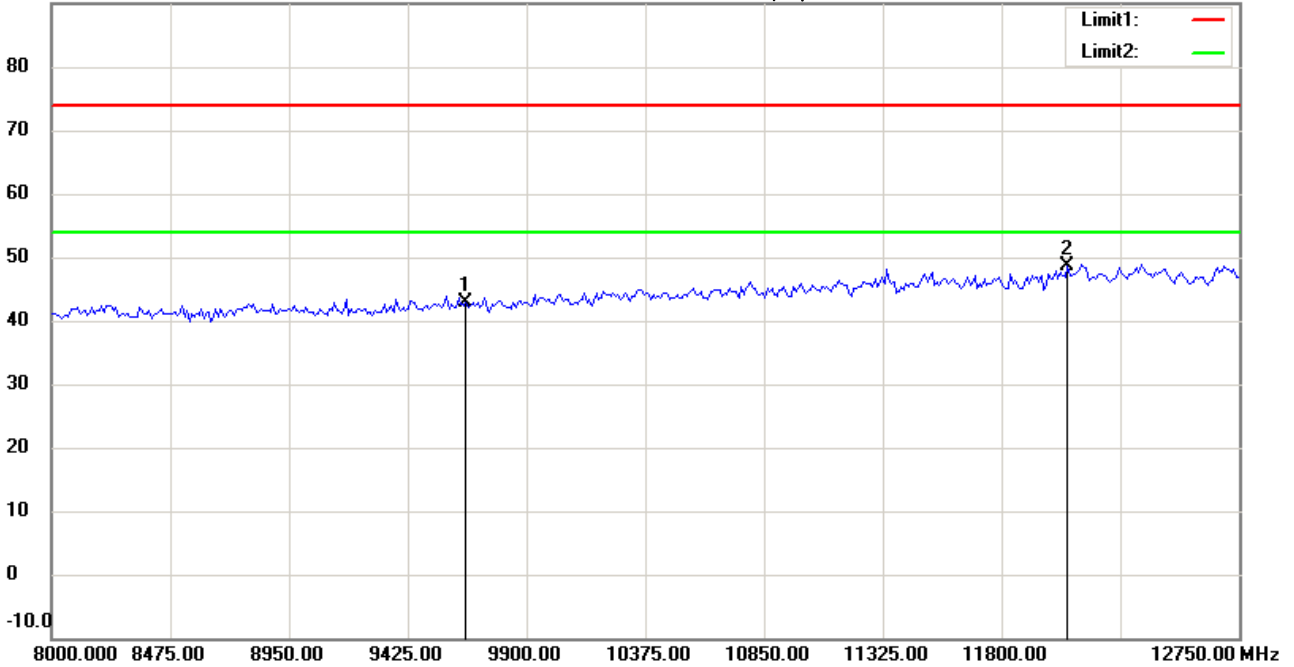
Date: 2016/4/30

Temperature:24 °C

90.0 dBuV/m

Time: 下午 01:13:02

Humidity:60 %



Site : Chamber

Condition : FCC_part 15 RE-Class C_Above 1GHz_PK

Polarization: *Vertical*

EUT : W6M21602-15593

Power : 5 Vd.c.

M/N:

Distance: 3m

Test Mode : TX 802.11n 20M CH1

Note :

Mk.	Frequency (MHz)	Reading (dBuV)	Detector	Corr. factor (dB/m)	Result (dBuV/m)	Limit (dBuV/m)	Ant.Pos (cm)	Tab.Pos (deg.)	Margin (dB)	Comment
	9648.000	35.41	peak	7.51	42.92	74.00	100	230	-31.08	
*	12060.000	35.56	peak	13.18	48.74	74.00	100	265	-25.26	



Radiated Emission Measurement

Operator: Leon

File :3

Data :#4

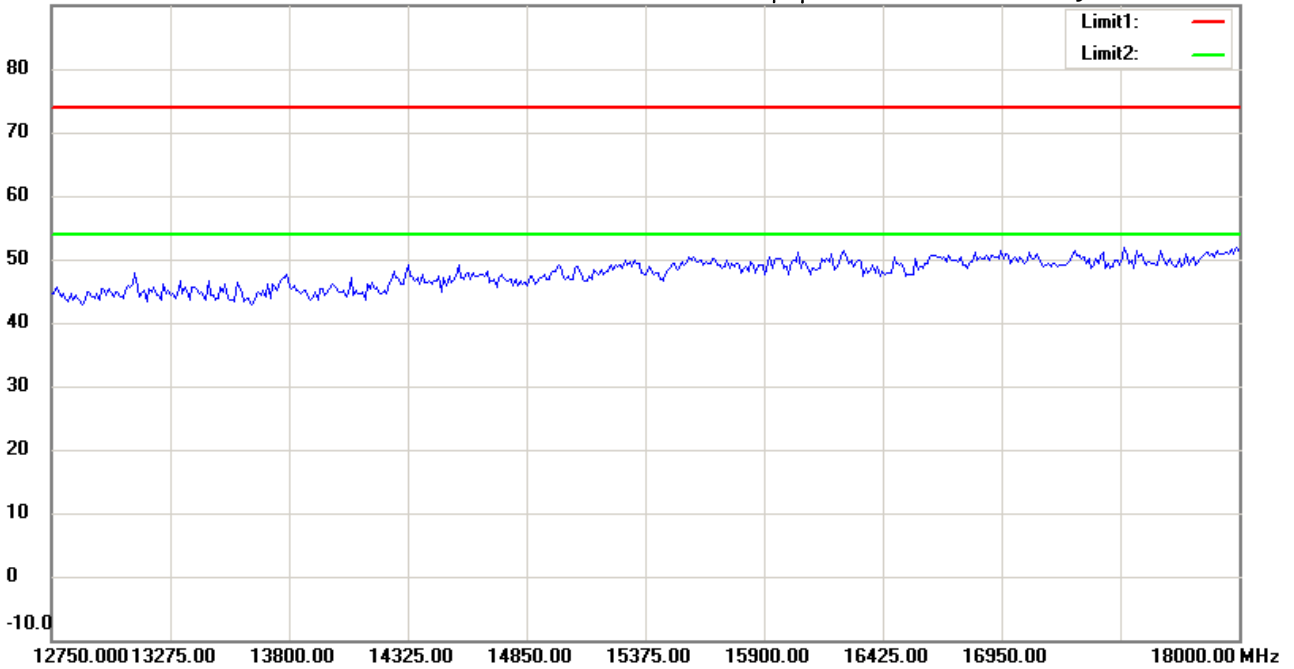
Date: 2016/4/30

Temperature:24 °C

90.0 dBuV/m

Time: 下午 01:10:35

Humidity:60 %



Site : Chamber

Condition : FCC_part 15 RE-Class C_Above 1GHz_PK

Polarization: *Horizontal*

EUT : W6M21602-15593

Power : 5 Vd.c.

M/N:

Distance: 3m

Test Mode : TX 802.11n 20M CH1

Note :

Mk.	Frequency (MHz)	Reading (dBuV)	Detector	Corr. factor (dB/m)	Result (dBuV/m)	Limit (dBuV/m)	Ant.Pos (cm)	Tab.Pos (deg.)	Margin (dB)	Comment
-----	-----------------	----------------	----------	---------------------	-----------------	----------------	--------------	----------------	-------------	---------



Radiated Emission Measurement

Operator: Leon

File :3

Data :#9

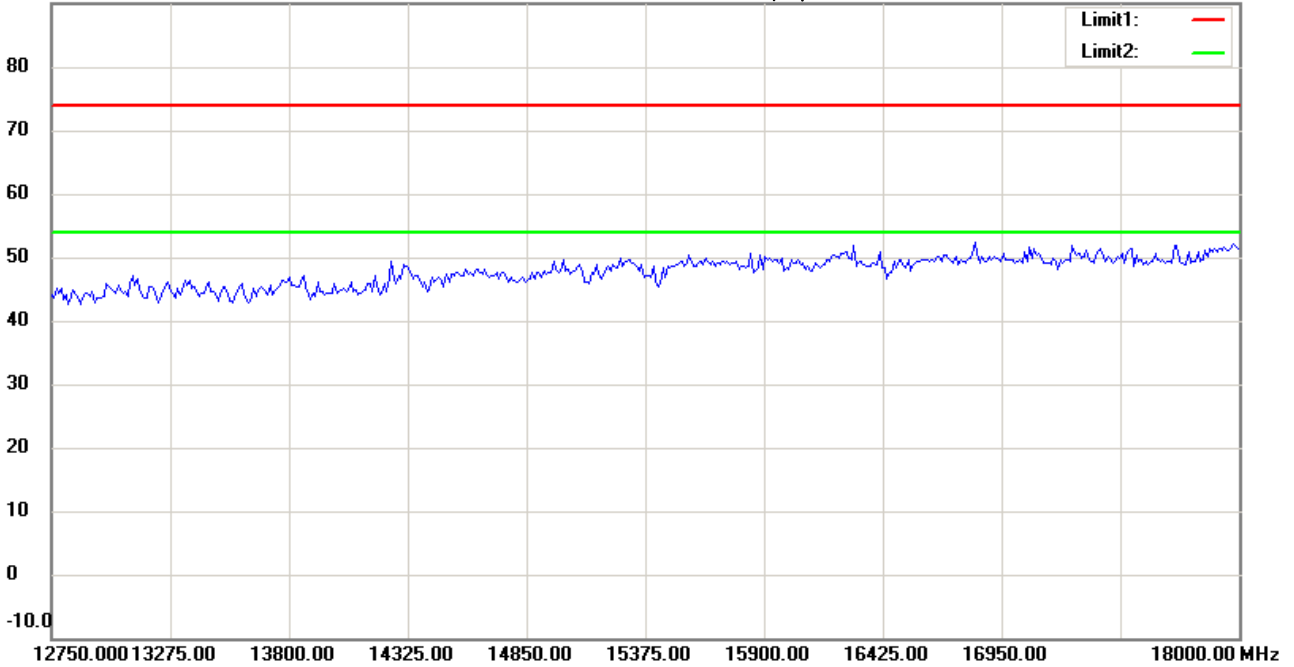
Date: 2016/4/30

Temperature:24 °C

90.0 dBuV/m

Time: 下午 01:13:17

Humidity:60 %



Site : Chamber

Condition : FCC_part 15 RE-Class C_Above 1GHz_PK

Polarization: *Vertical*

EUT : W6M21602-15593

Power : 5 Vd.c.

M/N:

Distance: 3m

Test Mode : TX 802.11n 20M CH1

Note :

Mk.	Frequency (MHz)	Reading (dBuV)	Detector	Corr. factor (dB/m)	Result (dBuV/m)	Limit (dBuV/m)	Ant.Pos (cm)	Tab.Pos (deg.)	Margin (dB)	Comment
-----	-----------------	----------------	----------	---------------------	-----------------	----------------	--------------	----------------	-------------	---------



Radiated Emission Measurement

Operator: Leon

File :3

Data :#5

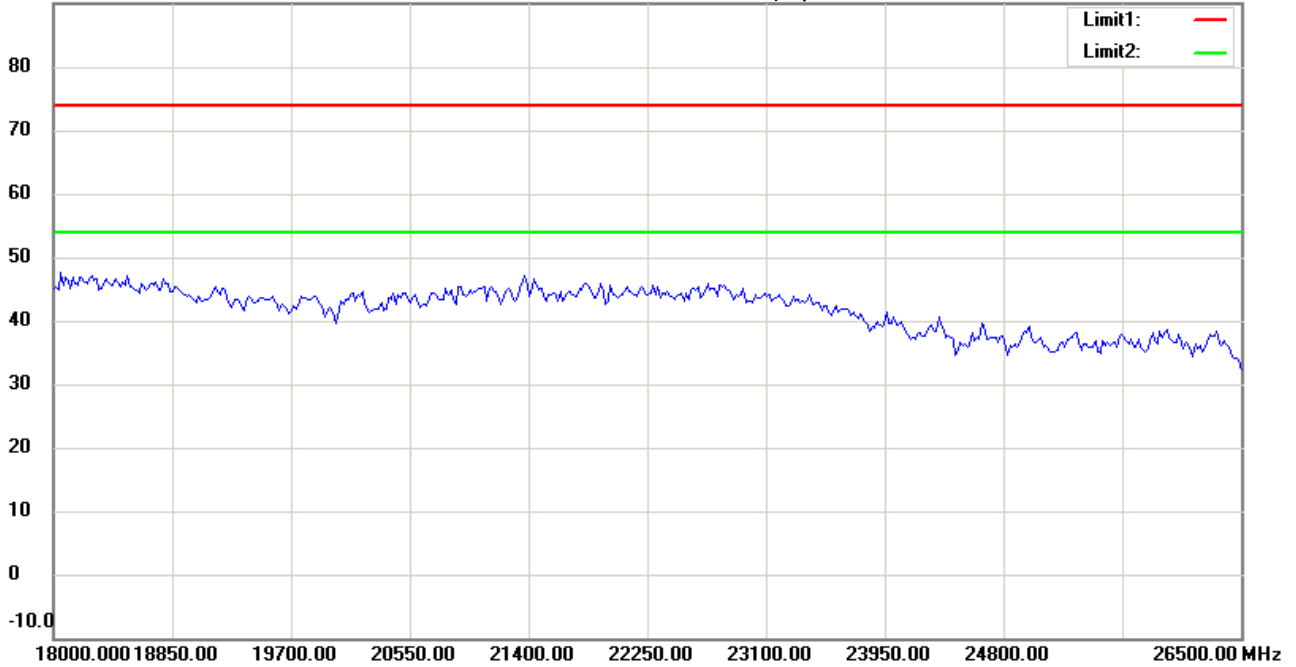
Date: 2016/4/30

Temperature:24 °C

90.0 dBuV/m

Time: 下午 01:10:45

Humidity:60 %



Site : Chamber

Condition : FCC_part 15 RE-Class C_Above 1GHz_PK

EUT : W6M21602-15593

M/N:

Test Mode : TX 802.11n 20M CH1

Note :

Polarization: *Horizontal*

Power : 5 Vd.c.

Distance: 3m

Mk.	Frequency (MHz)	Reading (dBuV)	Detector	Corr. factor (dB/m)	Result (dBuV/m)	Limit (dBuV/m)	Ant.Pos (cm)	Tab.Pos (deg.)	Margin (dB)	Comment
-----	-----------------	----------------	----------	---------------------	-----------------	----------------	--------------	----------------	-------------	---------



Radiated Emission Measurement

Operator: Leon

File :3

Data :#10

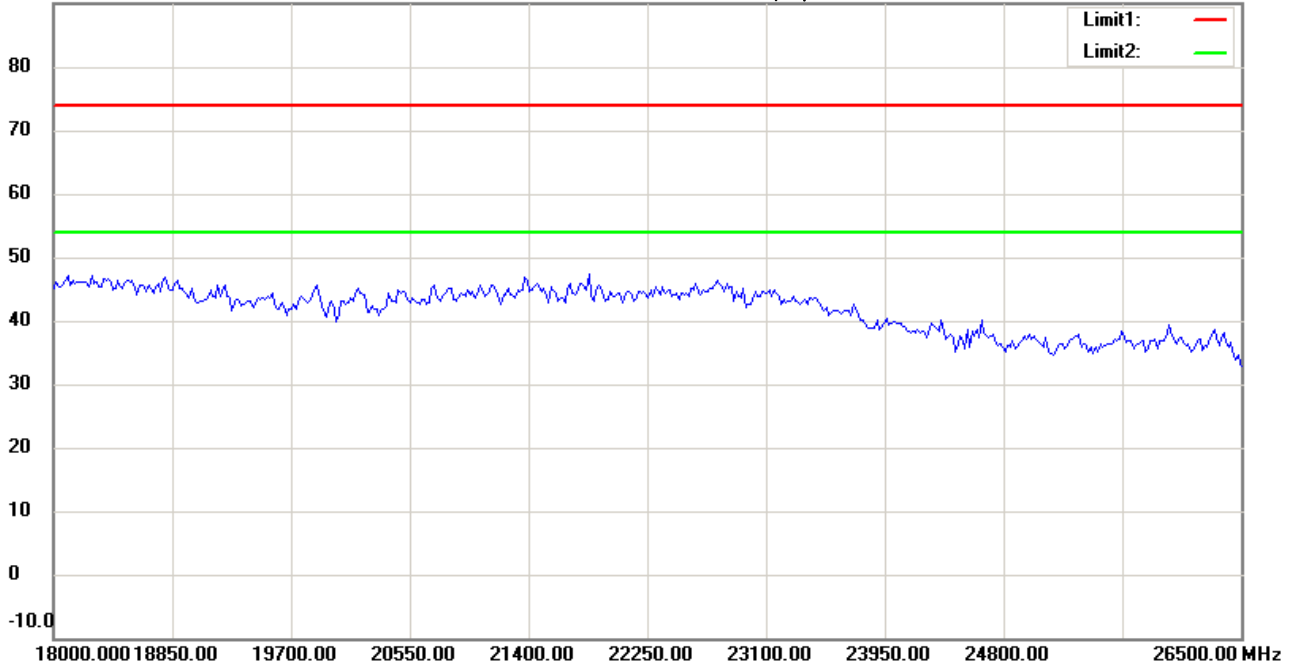
Date: 2016/4/30

Temperature:24 °C

90.0 dBuV/m

Time: 下午 01:13:27

Humidity:60 %



Site : Chamber

Condition : FCC_part 15 RE-Class C_Above 1GHz_PK

EUT : W6M21602-15593

M/N:

Test Mode : TX 802.11n 20M CH1

Note :

Polarization: *Vertical*

Power : 5 Vd.c.

Distance: 3m

Mk.	Frequency (MHz)	Reading (dBuV)	Detector	Corr. factor (dB/m)	Result (dBuV/m)	Limit (dBuV/m)	Ant.Pos (cm)	Tab.Pos (deg.)	Margin (dB)	Comment
-----	-----------------	----------------	----------	---------------------	-----------------	----------------	--------------	----------------	-------------	---------



Radiated Emission Measurement

Operator: Leon

File :1

Data :#1

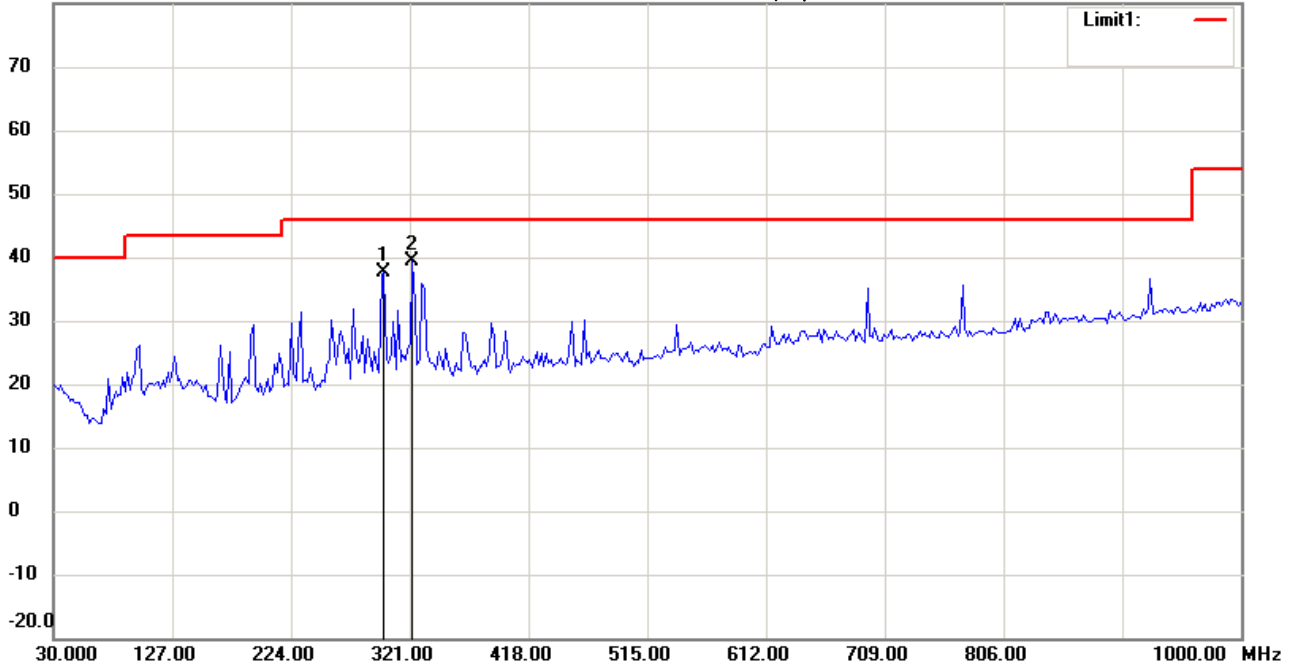
Date: 2016/4/30

Temperature:24 °C

80.0 dBuV/m

Time: 下午 04:14:22

Humidity:60 %



Site : Chamber

Condition : FCC_part 15 RE-Class C_30-1000MHz

Polarization: *Horizontal*

EUT : W6M21602-15593

Power : 5 Vd.c.

M/N:

Distance: 3m

Test Mode : TX 802.11n 20M CH6

Note :

Mk.	Frequency (MHz)	Reading (dBuV)	Detector	Corr. factor (dB/m)	Result (dBuV/m)	Limit (dBuV/m)	Ant.Pos (cm)	Tab.Pos (deg.)	Margin (dB)	Comment
	300.2004	43.15	peak	-5.61	37.54	46.00	100	90	-8.46	
*	323.5271	44.48	peak	-5.12	39.36	46.00	100	125	-6.64	



Radiated Emission Measurement

Operator: Leon

File :1

Data :#2

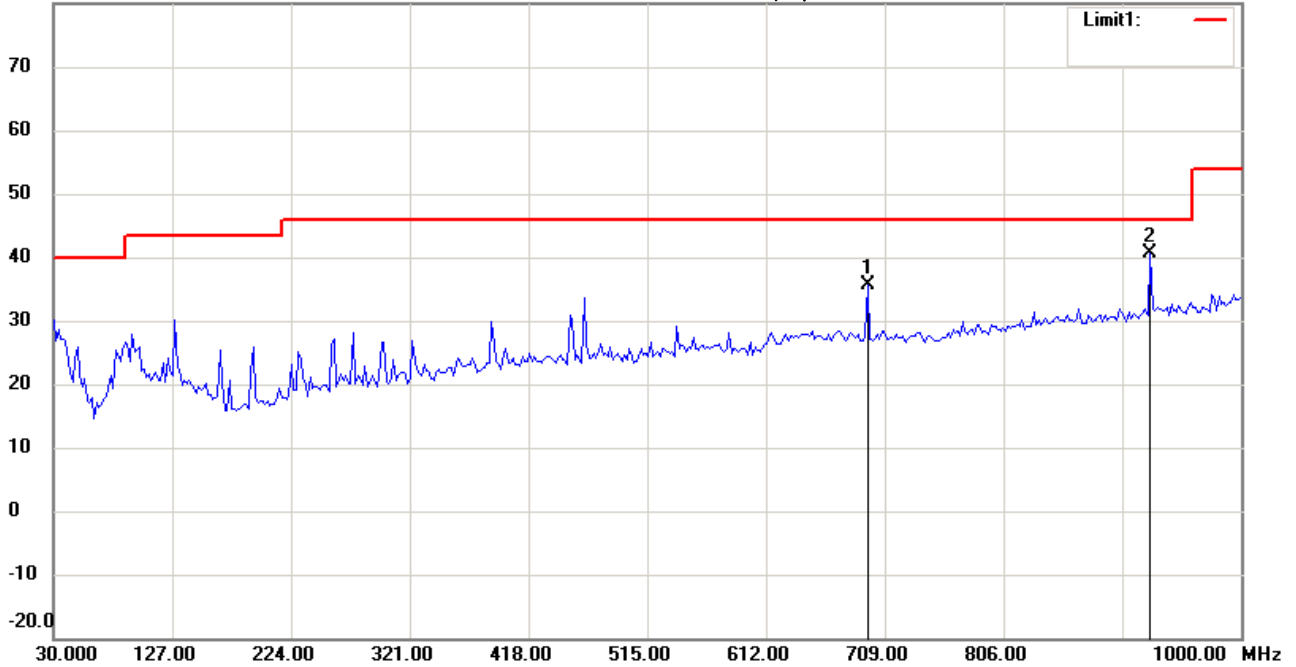
Date: 2016/4/30

Temperature:24 °C

80.0 dBuV/m

Time: 下午 04:15:06

Humidity:60 %



Site : Chamber

Condition : FCC_part 15 RE-Class C_30-1000MHz

EUT : W6M21602-15593

M/N:

Test Mode : TX 802.11n 20M CH6

Note :

Polarization: Vertical

Power : 5 Vd.c.

Distance: 3m

Mk.	Frequency (MHz)	Reading (dBuV)	Detector	Corr. factor (dB/m)	Result (dBuV/m)	Limit (dBuV/m)	Ant.Pos (cm)	Tab.Pos (deg.)	Margin (dB)	Comment
	694.8096	34.99	peak	0.60	35.59	46.00	100	60	-10.41	
*	926.1323	35.87	peak	4.75	40.62	46.00	100	75	-5.38	



Radiated Emission Measurement

Operator: Leon

File :3

Data :#1

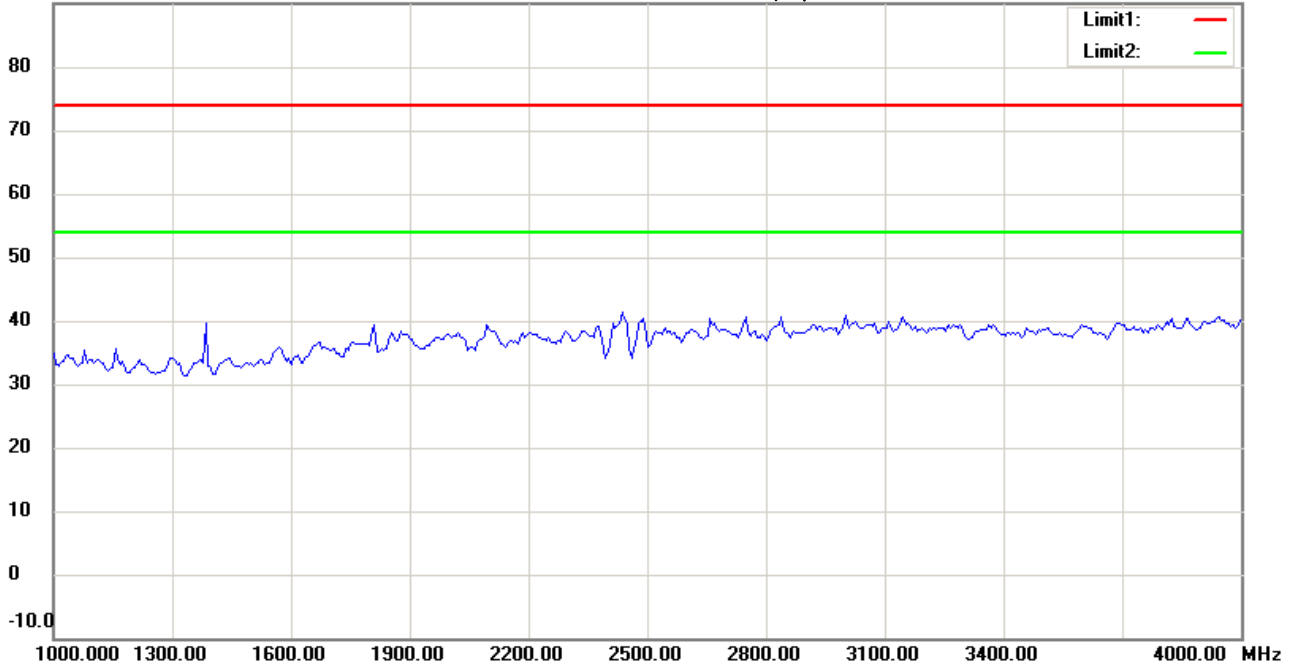
Date: 2016/4/30

Temperature:24 °C

90.0 dBuV/m

Time: 下午 12:57:11

Humidity:60 %



Site : Chamber

Condition : FCC_part 15 RE-Class C_Above 1GHz_PK

Polarization: *Horizontal*

EUT : W6M21602-15593

Power : 5 Vd.c.

M/N:

Distance: 3m

Test Mode : TX 802.11n 20M CH6

Note :

Mk.	Frequency (MHz)	Reading (dBuV)	Detector	Corr. factor (dB/m)	Result (dBuV/m)	Limit (dBuV/m)	Ant.Pos (cm)	Tab.Pos (deg.)	Margin (dB)	Comment
-----	-----------------	----------------	----------	---------------------	-----------------	----------------	--------------	----------------	-------------	---------



Radiated Emission Measurement

Operator: Leon

File :3

Data :#6

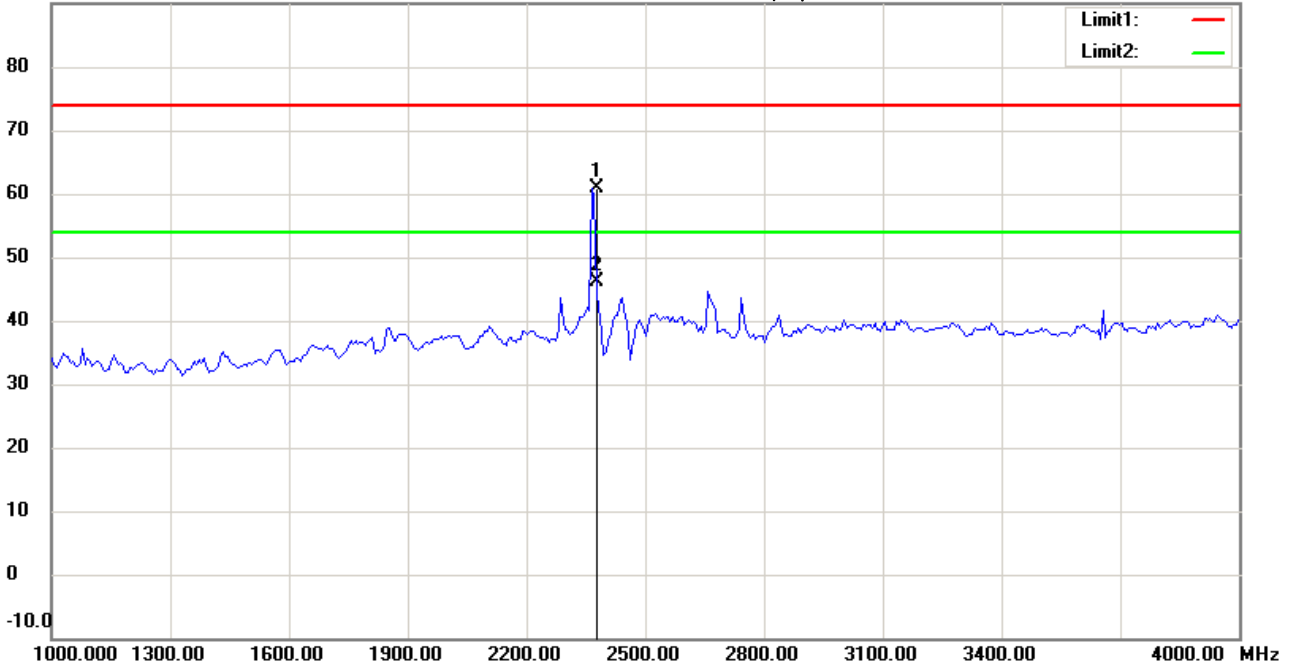
Date: 2016/4/30

Temperature:24 °C

90.0 dBuV/m

Time: 下午 12:59:59

Humidity:60 %



Site : Chamber

Condition : FCC_part 15 RE-Class C_Above 1GHz_PK

Polarization: *Vertical*

EUT : W6M21602-15593

Power : 5 Vd.c.

M/N:

Distance: 3m

Test Mode : TX 802.11n 20M CH6

Note :

Mk.	Frequency (MHz)	Reading (dBuV)	Detector	Corr. factor (dB/m)	Result (dBuV/m)	Limit (dBuV/m)	Ant.Pos (cm)	Tab.Pos (deg.)	Margin (dB)	Comment
	2373.366	65.76	peak	-4.84	60.92	74.00	100	53	-13.08	
*	2373.366	50.93	AVG	-4.84	46.09	54.00	100	53	-7.91	



Radiated Emission Measurement

Operator: Leon

File :3

Data :#2

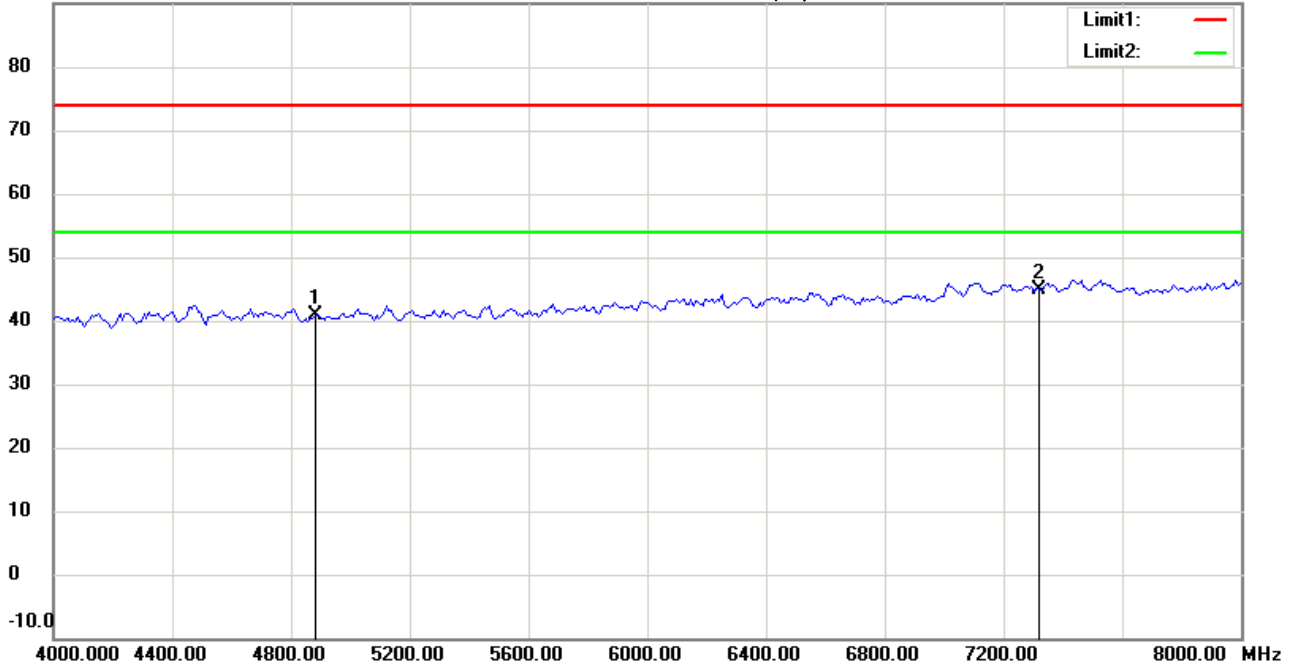
Date: 2016/4/30

Temperature:24 °C

90.0 dBuV/m

Time: 下午 12:57:57

Humidity:60 %



Site : Chamber

Condition : FCC_part 15 RE-Class C_Above 1GHz_PK

Polarization: *Horizontal*

EUT : W6M21602-15593

Power : 5 Vd.c.

M/N:

Distance: 3m

Test Mode : TX 802.11n 20M CH6

Note :

Mk.	Frequency (MHz)	Reading (dBuV)	Detector	Corr. factor (dB/m)	Result (dBuV/m)	Limit (dBuV/m)	Ant.Pos (cm)	Tab.Pos (deg.)	Margin (dB)	Comment
	4874.000	41.29	peak	-0.50	40.79	74.00	100	220	-33.21	
*	7311.000	40.33	peak	4.43	44.76	74.00	100	145	-29.24	



Radiated Emission Measurement

Operator: Leon

File :3

Data :#7

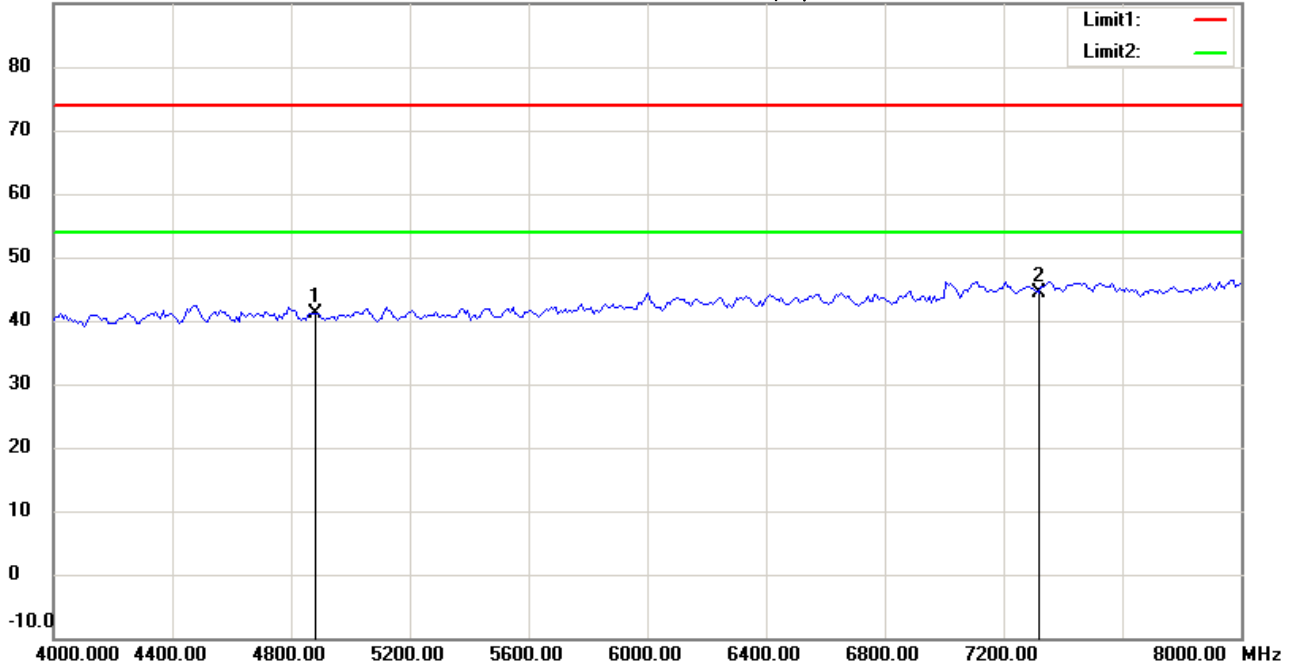
Date: 2016/4/30

Temperature:24 °C

90.0 dBuV/m

Time: 下午 01:00:45

Humidity:60 %



Site : Chamber

Condition : FCC_part 15 RE-Class C_Above 1GHz_PK

Polarization: *Vertical*

EUT : W6M21602-15593

Power : 5 Vd.c.

M/N:

Distance: 3m

Test Mode : TX 802.11n 20M CH6

Note :

Mk.	Frequency (MHz)	Reading (dBuV)	Detector	Corr. factor (dB/m)	Result (dBuV/m)	Limit (dBuV/m)	Ant.Pos (cm)	Tab.Pos (deg.)	Margin (dB)	Comment
	4874.000	41.53	peak	-0.50	41.03	74.00	100	90	-32.97	
*	7311.000	40.02	peak	4.43	44.45	74.00	100	175	-29.55	



Radiated Emission Measurement

Operator: Leon

File :3

Data :#3

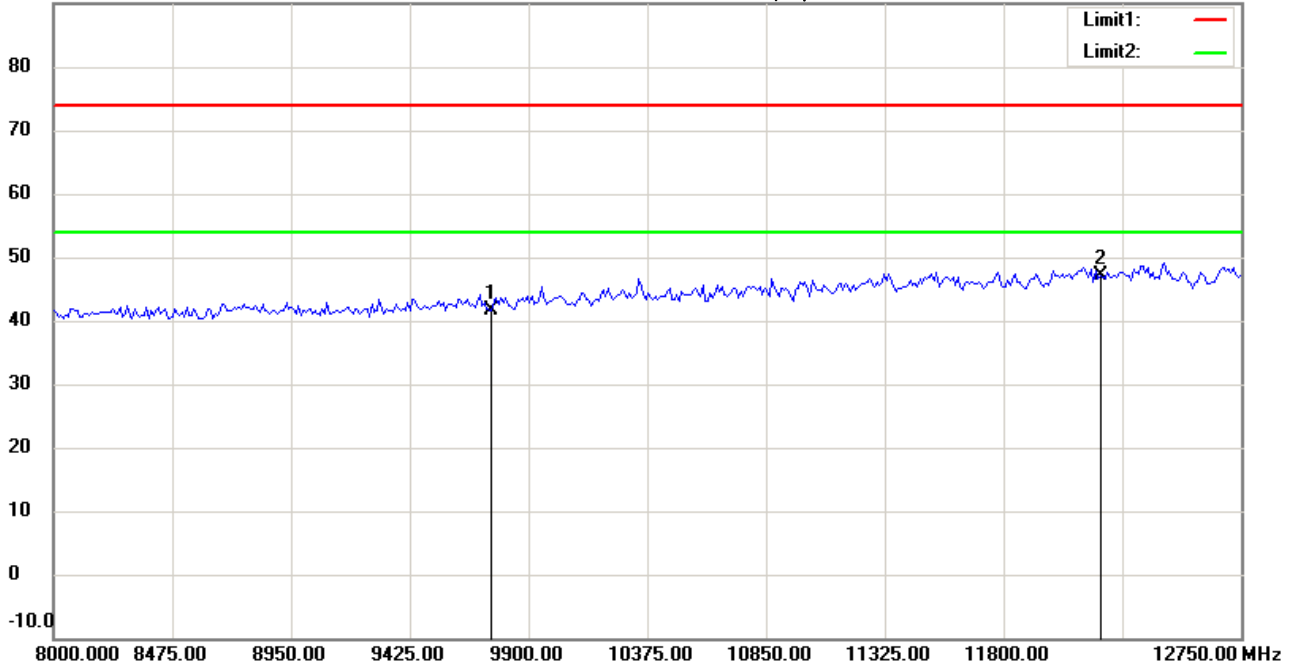
Date: 2016/4/30

Temperature:24 °C

90.0 dBuV/m

Time: 下午 12:58:49

Humidity:60 %



Site : Chamber

Condition : FCC_part 15 RE-Class C_Above 1GHz_PK

Polarization: *Horizontal*

EUT : W6M21602-15593

Power : 5 Vd.c.

M/N:

Distance: 3m

Test Mode : TX 802.11n 20M CH6

Note :

Mk.	Frequency (MHz)	Reading (dBuV)	Detector	Corr. factor (dB/m)	Result (dBuV/m)	Limit (dBuV/m)	Ant.Pos (cm)	Tab.Pos (deg.)	Margin (dB)	Comment
	9748.000	34.18	peak	7.49	41.67	74.00	100	95	-32.33	
*	12185.000	33.23	peak	13.82	47.05	74.00	100	175	-26.95	



Radiated Emission Measurement

Operator: Leon

File :3

Data :#8

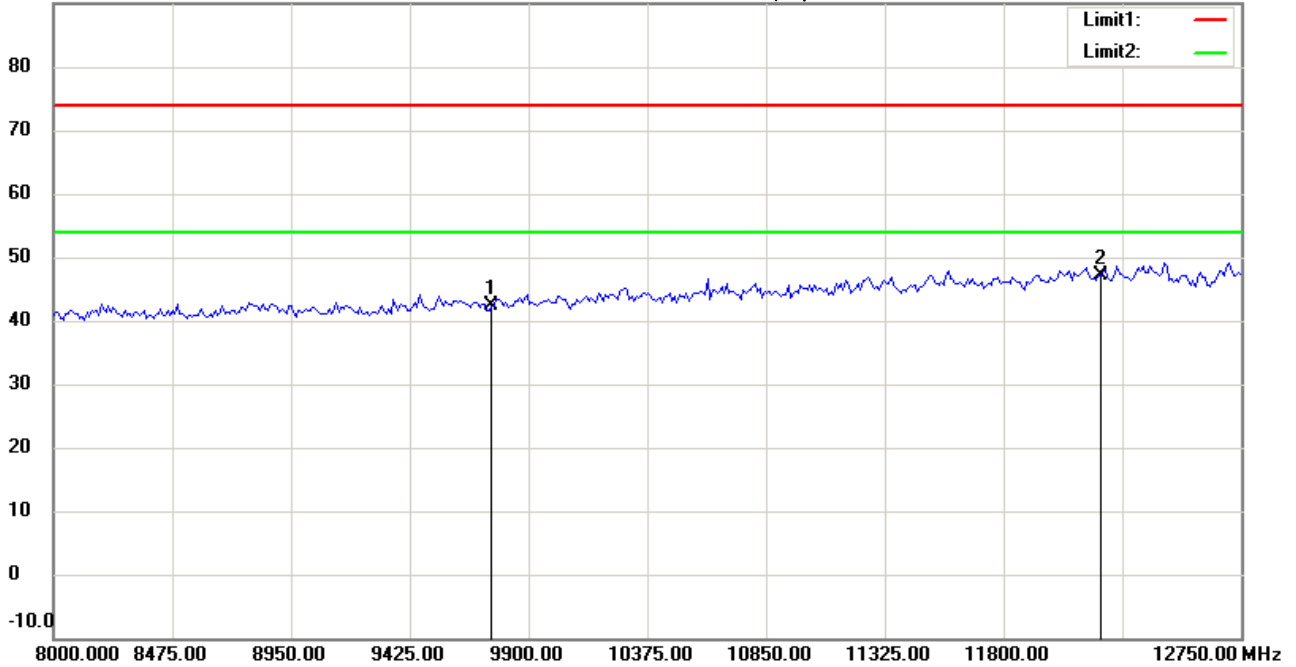
Date: 2016/4/30

Temperature:24 °C

90.0 dBuV/m

Time: 下午 01:01:30

Humidity:60 %



Site : Chamber

Condition : FCC_part 15 RE-Class C_Above 1GHz_PK

Polarization: *Vertical*

EUT : W6M21602-15593

Power : 5 Vd.c.

M/N:

Distance: 3m

Test Mode : TX 802.11n 20M CH6

Note :

Mk.	Frequency (MHz)	Reading (dBuV)	Detector	Corr. factor (dB/m)	Result (dBuV/m)	Limit (dBuV/m)	Ant.Pos (cm)	Tab.Pos (deg.)	Margin (dB)	Comment
	9748.000	34.99	peak	7.49	42.48	74.00	100	220	-31.52	
*	12185.000	33.20	peak	13.82	47.02	74.00	100	195	-26.98	



Radiated Emission Measurement

Operator: Leon

File :3

Data :#4

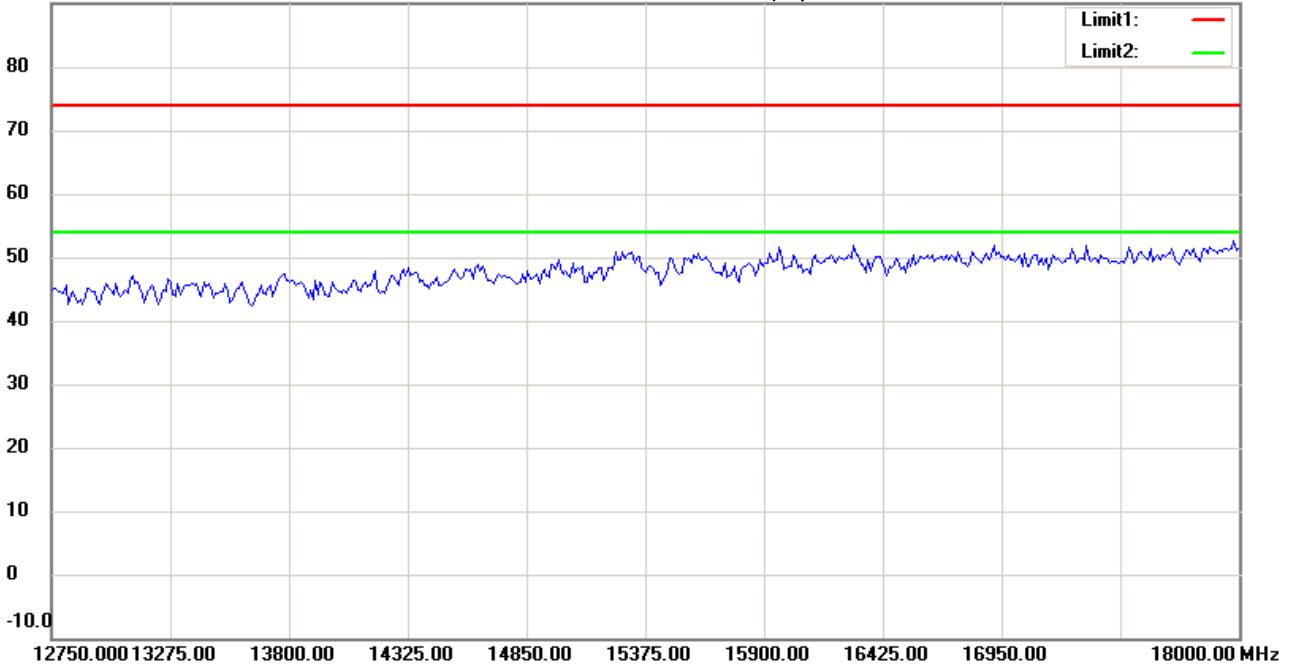
Date: 2016/4/30

Temperature:24 °C

90.0 dBuV/m

Time: 下午 12:59:03

Humidity:60 %



Site : Chamber

Condition : FCC_part 15 RE-Class C_Above 1GHz_PK

Polarization: *Horizontal*

EUT : W6M21602-15593

Power : 5 Vd.c.

M/N:

Distance: 3m

Test Mode : TX 802.11n 20M CH6

Note :

Mk.	Frequency (MHz)	Reading (dBuV)	Detector	Corr. factor (dB/m)	Result (dBuV/m)	Limit (dBuV/m)	Ant.Pos (cm)	Tab.Pos (deg.)	Margin (dB)	Comment
-----	-----------------	----------------	----------	---------------------	-----------------	----------------	--------------	----------------	-------------	---------



Radiated Emission Measurement

Operator: Leon

File :3

Data :#9

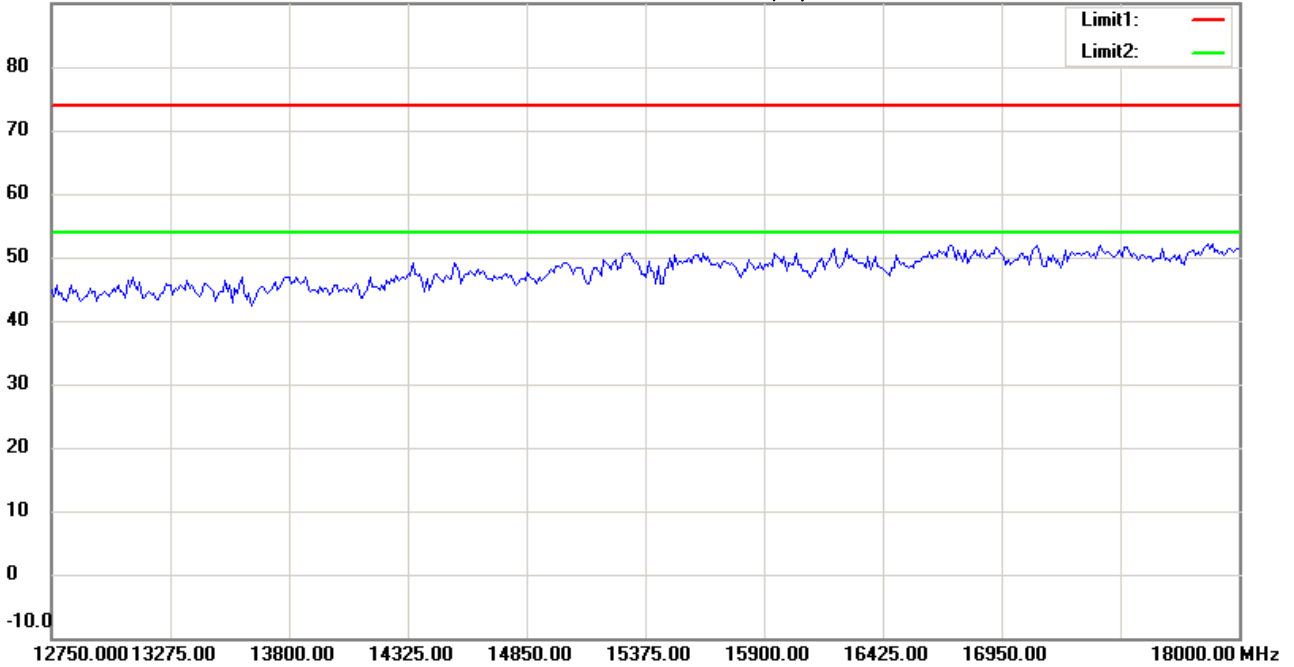
Date: 2016/4/30

Temperature:24 °C

90.0 dBuV/m

Time: 下午 01:01:45

Humidity:60 %



Site : Chamber

Condition : FCC_part 15 RE-Class C_Above 1GHz_PK

Polarization: *Vertical*

EUT : W6M21602-15593

Power : 5 Vd.c.

M/N:

Distance: 3m

Test Mode : TX 802.11n 20M CH6

Note :

Mk.	Frequency (MHz)	Reading (dBuV)	Detector	Corr. factor (dB/m)	Result (dBuV/m)	Limit (dBuV/m)	Ant.Pos (cm)	Tab.Pos (deg.)	Margin (dB)	Comment
-----	-----------------	----------------	----------	---------------------	-----------------	----------------	--------------	----------------	-------------	---------



Radiated Emission Measurement

Operator: Leon

File :3

Data :#5

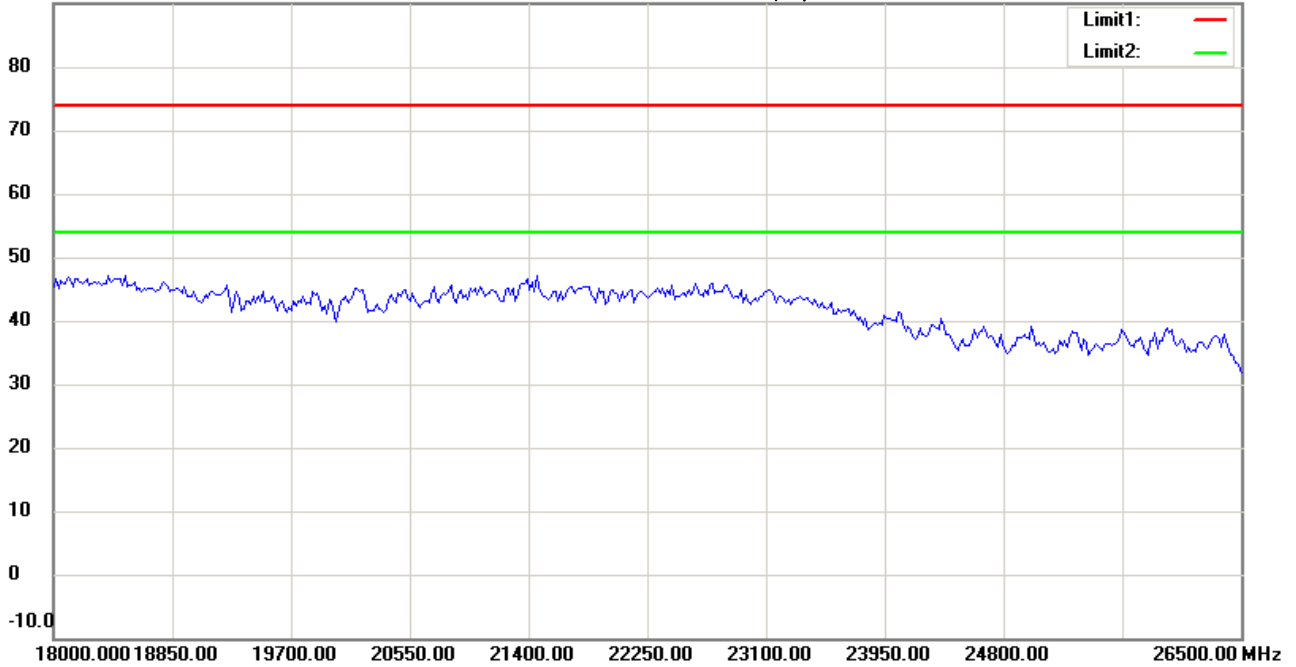
Date: 2016/4/30

Temperature:24 °C

90.0 dBuV/m

Time: 下午 12:59:13

Humidity:60 %



Site : Chamber

Condition : FCC_part 15 RE-Class C_Above 1GHz_PK

EUT : W6M21602-15593

M/N:

Test Mode : TX 802.11n 20M CH6

Note :

Polarization: *Horizontal*

Power : 5 Vd.c.

Distance: 3m

Mk.	Frequency (MHz)	Reading (dBuV)	Detector	Corr. factor (dB/m)	Result (dBuV/m)	Limit (dBuV/m)	Ant.Pos (cm)	Tab.Pos (deg.)	Margin (dB)	Comment
-----	-----------------	----------------	----------	---------------------	-----------------	----------------	--------------	----------------	-------------	---------



Address:6F.,No.58,Ln 188,Ruey Kuang Rd,Neihu,Taipei
 Tel:+886-2-6606-8877
 Fax:+886-2-6606-8875

Radiated Emission Measurement

Operator: Leon

File :3

Data :#10

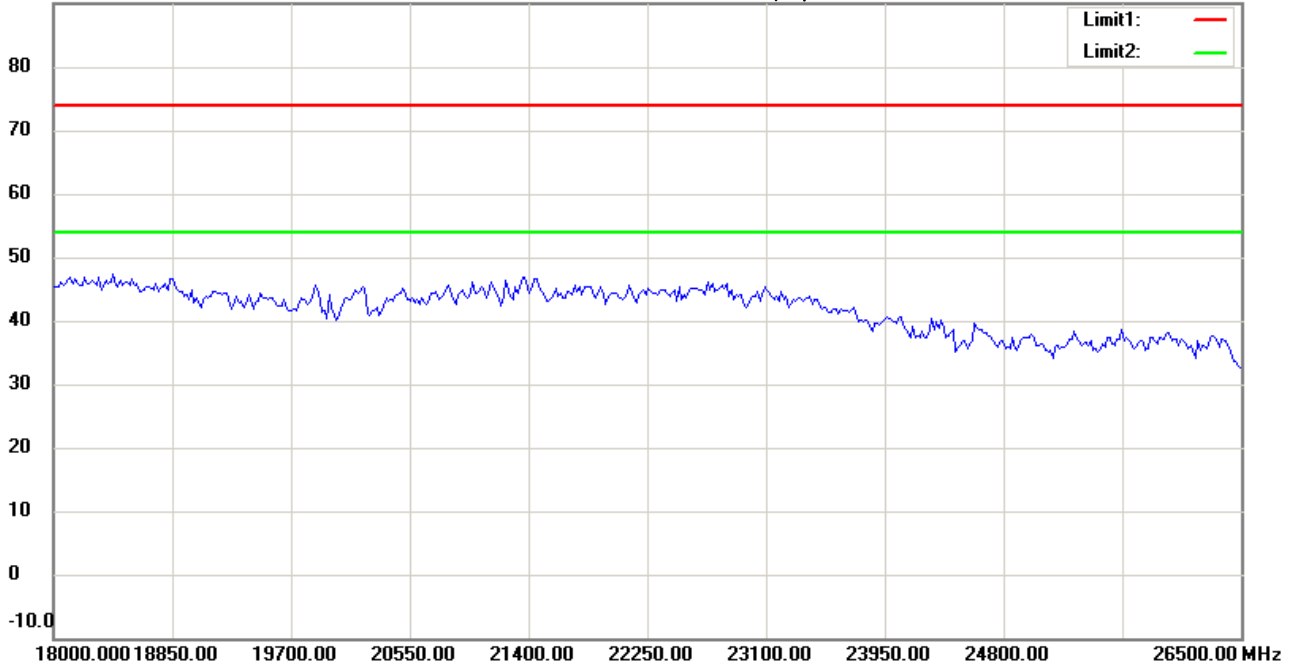
Date: 2016/4/30

Temperature:24 °C

90.0 dBuV/m

Time: 下午 01:01:55

Humidity:60 %



Site : Chamber

Condition : FCC_part 15 RE-Class C_Above 1GHz_PK

EUT : W6M21602-15593

M/N:

Test Mode : TX 802.11n 20M CH6

Note :

Polarization: *Vertical*

Power : 5 Vd.c.

Distance: 3m

Mk.	Frequency (MHz)	Reading (dBuV)	Detector	Corr. factor (dB/m)	Result (dBuV/m)	Limit (dBuV/m)	Ant.Pos (cm)	Tab.Pos (deg.)	Margin (dB)	Comment
-----	-----------------	----------------	----------	---------------------	-----------------	----------------	--------------	----------------	-------------	---------

*:Maximum data x:Over limit !:over margin



Radiated Emission Measurement

Operator: Leon

File :1

Data :#1

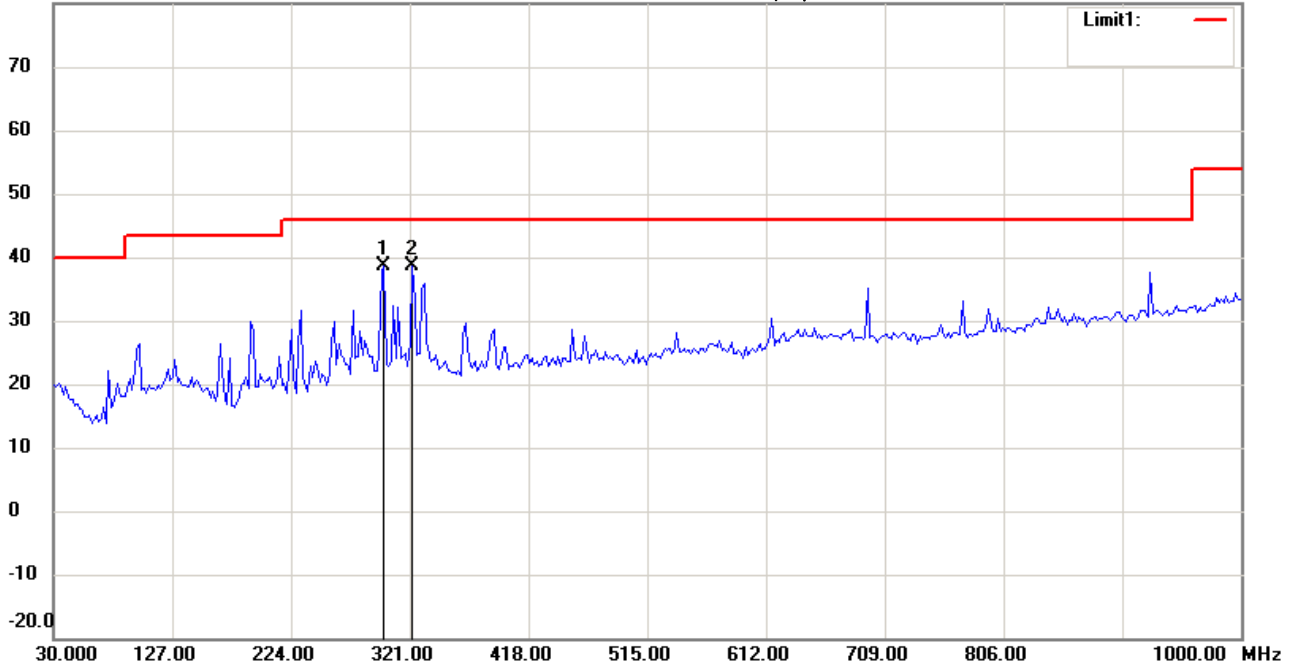
Date: 2016/4/30

Temperature:24 °C

80.0 dBuV/m

Time: 下午 04:18:35

Humidity:60 %



Site : Chamber

Condition : FCC_part 15 RE-Class C_30-1000MHz

Polarization: *Horizontal*

EUT : W6M21602-15593

Power : 5 Vd.c.

M/N:

Distance: 3m

Test Mode : TX 802.11n 20M CH11

Note :

Mk.	Frequency (MHz)	Reading (dBuV)	Detector	Corr. factor (dB/m)	Result (dBuV/m)	Limit (dBuV/m)	Ant.Pos (cm)	Tab.Pos (deg.)	Margin (dB)	Comment
*	300.2004	44.16	peak	-5.61	38.55	46.00	100	75	-7.45	
	323.5271	43.66	peak	-5.12	38.54	46.00	100	90	-7.46	



Radiated Emission Measurement

Operator: Leon

File :1

Data :#2

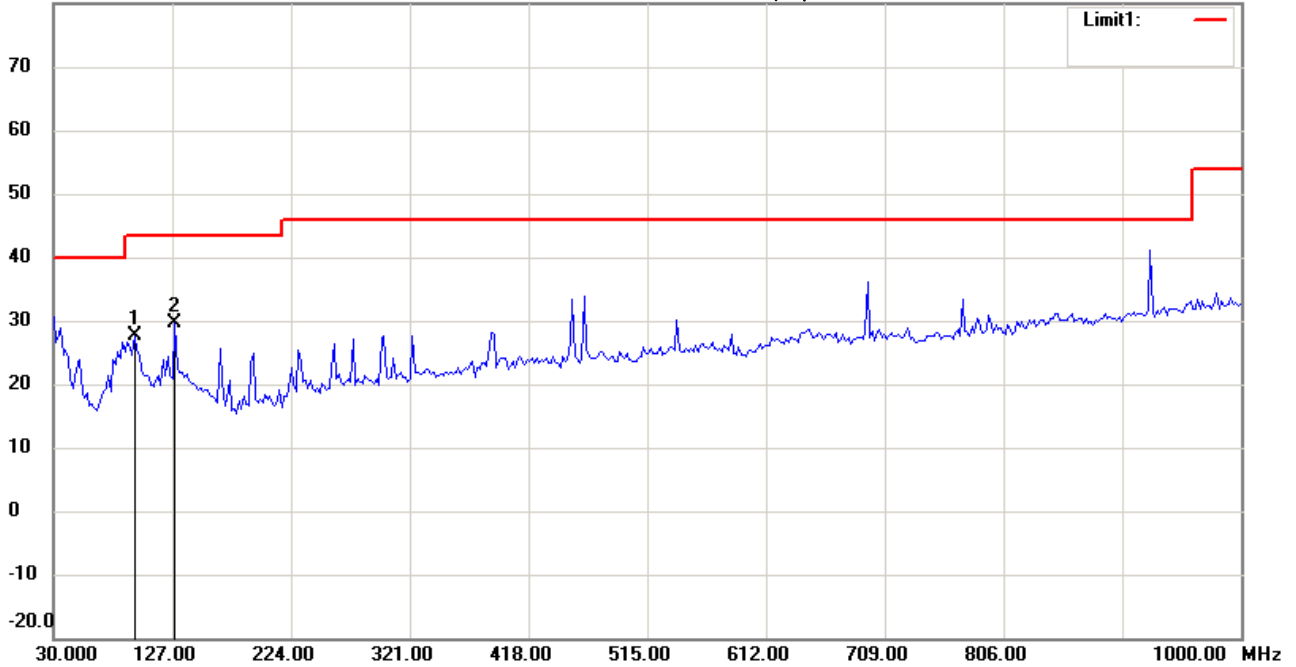
Date: 2016/4/30

Temperature:24 °C

80.0 dBuV/m

Time: 下午 04:19:19

Humidity:60 %



Site : Chamber

Condition : FCC_part 15 RE-Class C_30-1000MHz

EUT : W6M21602-15593

M/N:

Test Mode : TX 802.11n 20M CH11

Note :

Polarization: *Vertical*

Power : 5 Vd.c.

Distance: 3m

Mk.	Frequency (MHz)	Reading (dBuV)	Detector	Corr. factor (dB/m)	Result (dBuV/m)	Limit (dBuV/m)	Ant.Pos (cm)	Tab.Pos (deg.)	Margin (dB)	Comment
	96.0922	38.53	peak	-10.89	27.64	43.50	100	120	-15.86	
*	129.1383	35.68	peak	-6.17	29.51	43.50	100	160	-13.99	



Radiated Emission Measurement

Operator: Leon

File :3

Data :#1

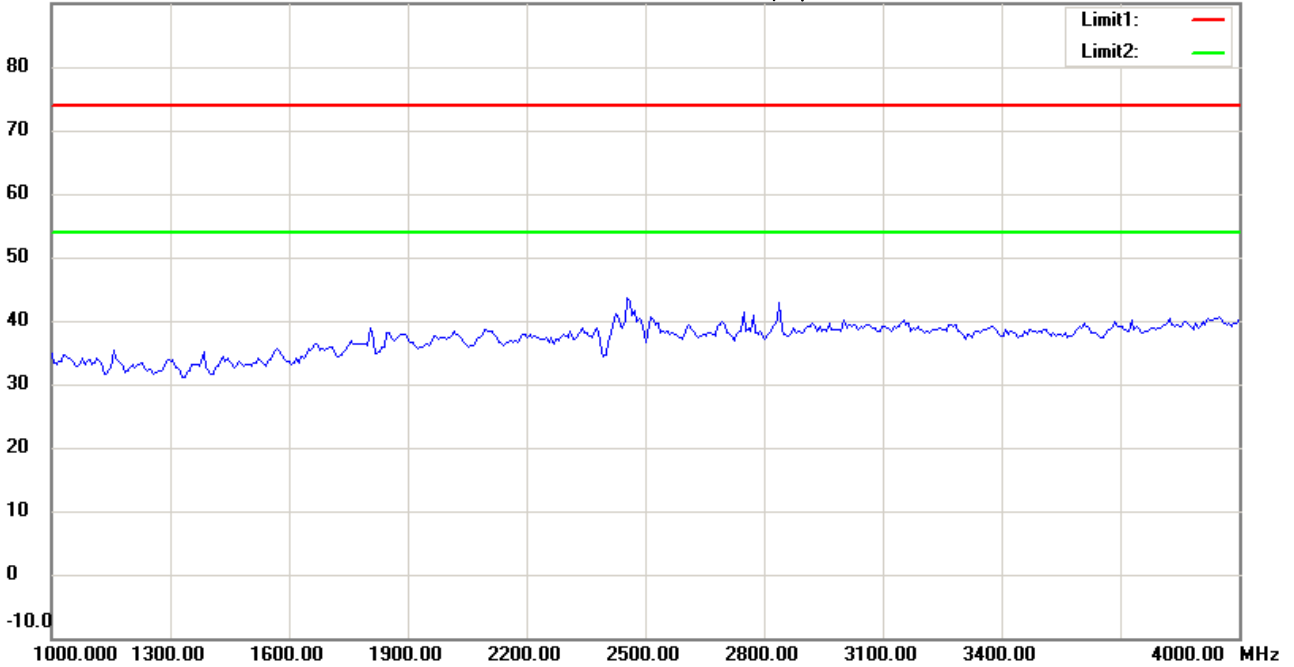
Date: 2016/4/30

Temperature:24 °C

90.0 dBuV/m

Time: 下午 01:23:04

Humidity:60 %



Site : Chamber

Condition : FCC_part 15 RE-Class C_Above 1GHz_PK

Polarization: *Horizontal*

EUT : W6M21602-15593

Power : 5 Vd.c.

M/N:

Distance: 3m

Test Mode : TX 802.11n 20M CH11

Note :

Mk.	Frequency (MHz)	Reading (dBuV)	Detector	Corr. factor (dB/m)	Result (dBuV/m)	Limit (dBuV/m)	Ant.Pos (cm)	Tab.Pos (deg.)	Margin (dB)	Comment
-----	-----------------	----------------	----------	---------------------	-----------------	----------------	--------------	----------------	-------------	---------



Radiated Emission Measurement

Operator: Leon

File :3

Data :#6

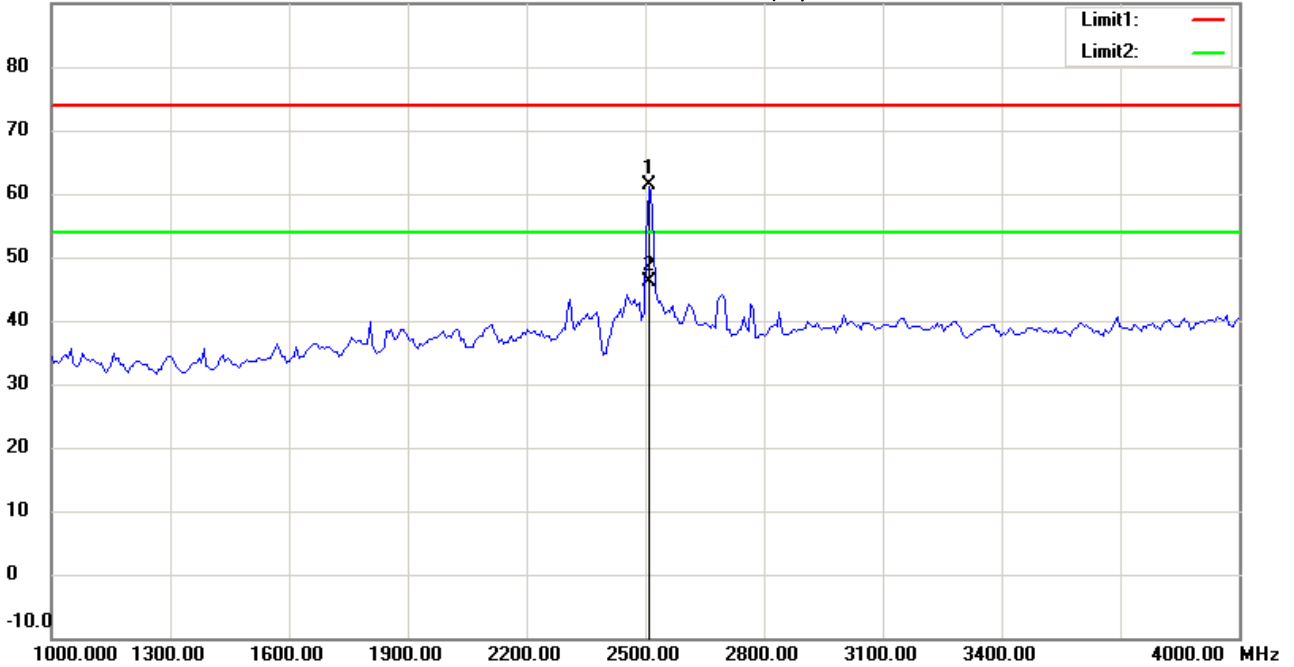
Date: 2016/4/30

Temperature:24 °C

90.0 dBuV/m

Time: 下午 01:27:16

Humidity:60 %



Site : Chamber

Condition : FCC_part 15 RE-Class C_Above 1GHz_PK

Polarization: *Vertical*

EUT : W6M21602-15593

Power : 5 Vd.c.

M/N:

Distance: 3m

Test Mode : TX 802.11n 20M CH11

Note :

Mk.	Frequency (MHz)	Reading (dBuV)	Detector	Corr. factor (dB/m)	Result (dBuV/m)	Limit (dBuV/m)	Ant.Pos (cm)	Tab.Pos (deg.)	Margin (dB)	Comment
	2509.018	65.89	peak	-4.49	61.40	74.00	100	255	-12.60	
*	2509.018	50.67	AVG	-4.49	46.18	54.00	100	255	-7.82	



Radiated Emission Measurement

Operator: Leon

File :3

Data :#2

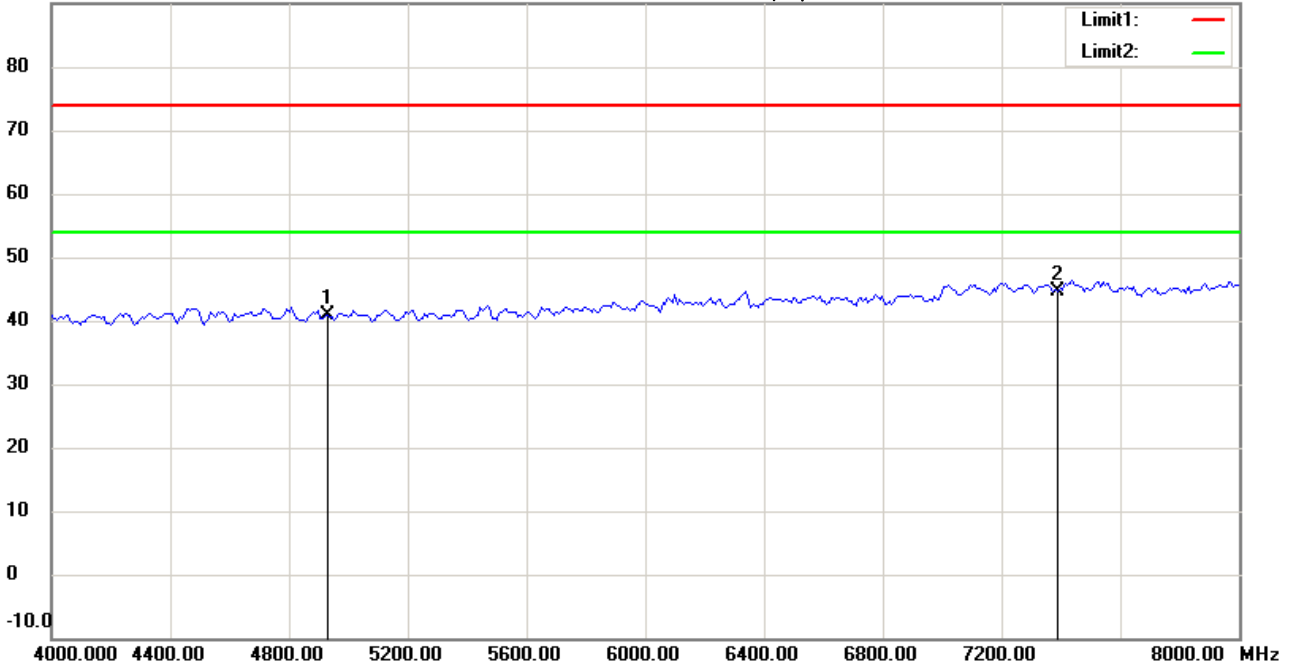
Date: 2016/4/30

Temperature:24 °C

90.0 dBuV/m

Time: 下午 01:23:50

Humidity:60 %



Site : Chamber

Condition : FCC_part 15 RE-Class C_Above 1GHz_PK

Polarization: *Horizontal*

EUT : W6M21602-15593

Power : 5 Vd.c.

M/N:

Distance: 3m

Test Mode : TX 802.11n 20M CH11

Note :

Mk.	Frequency (MHz)	Reading (dBuV)	Detector	Corr. factor (dB/m)	Result (dBuV/m)	Limit (dBuV/m)	Ant.Pos (cm)	Tab.Pos (deg.)	Margin (dB)	Comment
	4924.000	41.16	peak	-0.33	40.83	74.00	100	95	-33.17	
*	7386.000	39.64	peak	4.93	44.57	74.00	100	120	-29.43	



Radiated Emission Measurement

Operator: Leon

File :3

Data :#7

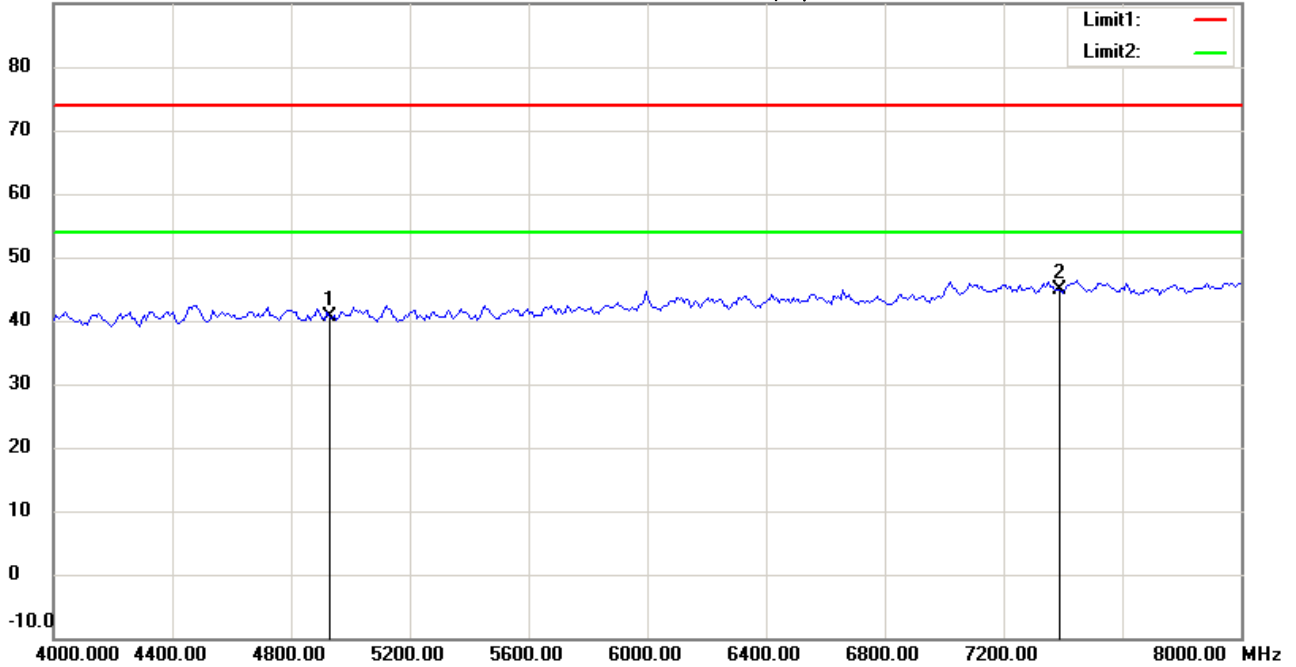
Date: 2016/4/30

Temperature:24 °C

90.0 dBuV/m

Time: 下午 01:28:03

Humidity:60 %



Site : Chamber

Condition : FCC_part 15 RE-Class C_Above 1GHz_PK

Polarization: *Vertical*

EUT : W6M21602-15593

Power : 5 Vd.c.

M/N:

Distance: 3m

Test Mode : TX 802.11n 20M CH11

Note :

Mk.	Frequency (MHz)	Reading (dBuV)	Detector	Corr. factor (dB/m)	Result (dBuV/m)	Limit (dBuV/m)	Ant.Pos (cm)	Tab.Pos (deg.)	Margin (dB)	Comment
	4924.000	40.89	peak	-0.33	40.56	74.00	100	245	-33.44	
*	7386.000	39.91	peak	4.93	44.84	74.00	100	170	-29.16	



Radiated Emission Measurement

Operator: Leon

File :3

Data :#3

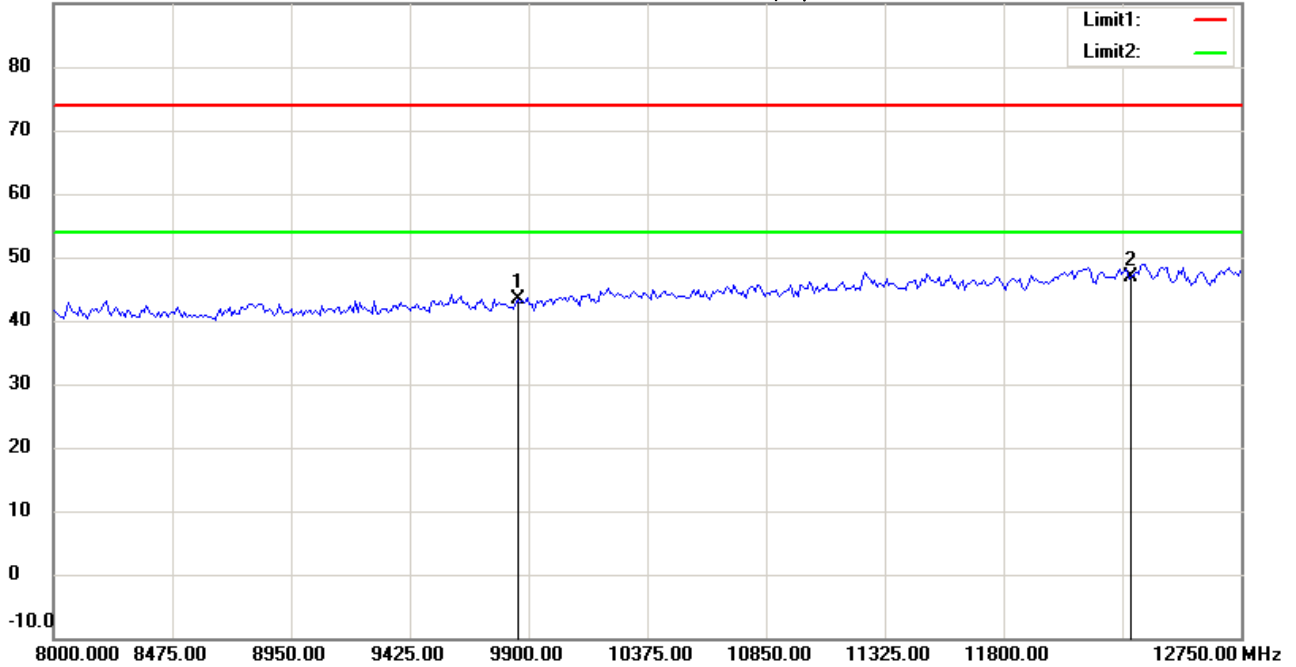
Date: 2016/4/30

Temperature:24 °C

90.0 dBuV/m

Time: 下午 01:24:42

Humidity:60 %



Site : Chamber

Condition : FCC_part 15 RE-Class C_Above 1GHz_PK

Polarization: *Horizontal*

EUT : W6M21602-15593

Power : 5 Vd.c.

M/N:

Distance: 3m

Test Mode : TX 802.11n 20M CH11

Note :

Mk.	Frequency (MHz)	Reading (dBuV)	Detector	Corr. factor (dB/m)	Result (dBuV/m)	Limit (dBuV/m)	Ant.Pos (cm)	Tab.Pos (deg.)	Margin (dB)	Comment
	9848.000	35.63	peak	7.68	43.31	74.00	100	135	-30.69	
*	12310.000	33.53	peak	13.25	46.78	74.00	100	160	-27.22	



Radiated Emission Measurement

Operator: Leon

File :3

Data :#8

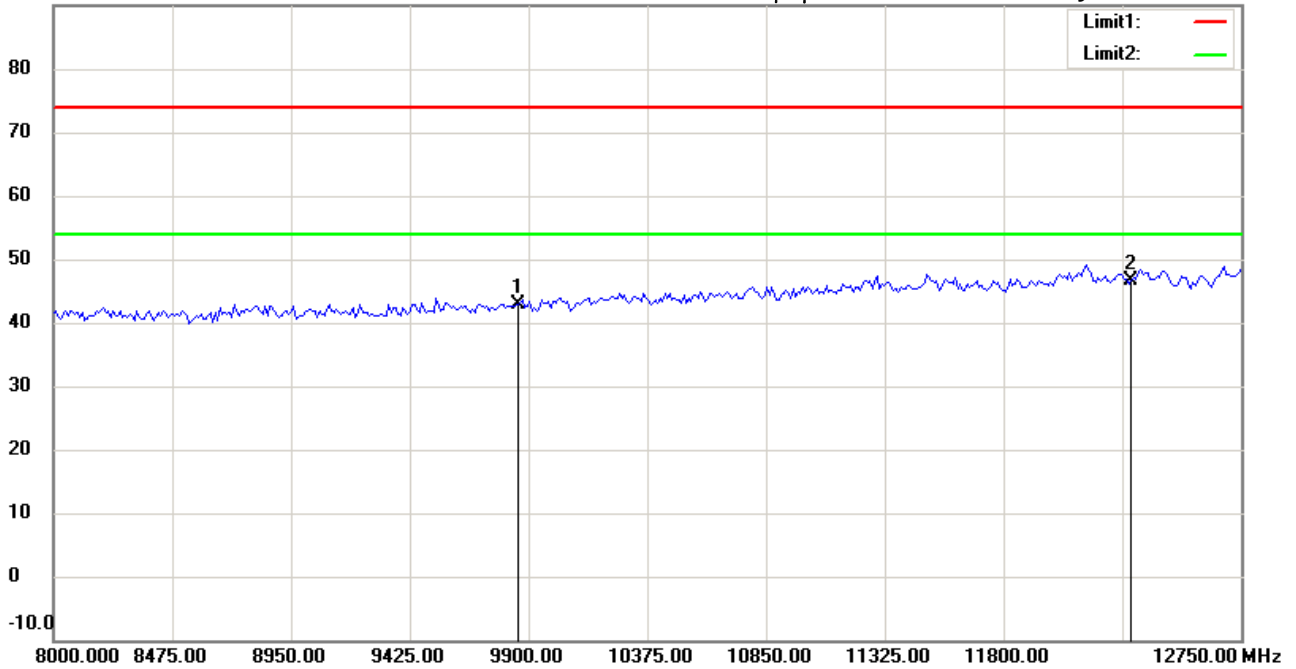
Date: 2016/4/30

Temperature:24 °C

90.0 dBuV/m

Time: 下午 01:28:48

Humidity:60 %



Site : Chamber

Condition : FCC_part 15 RE-Class C_Above 1GHz_PK

Polarization: *Vertical*

EUT : W6M21602-15593

Power : 5 Vd.c.

M/N:

Distance: 3m

Test Mode : TX 802.11n 20M CH11

Note :

Mk.	Frequency (MHz)	Reading (dBuV)	Detector	Corr. factor (dB/m)	Result (dBuV/m)	Limit (dBuV/m)	Ant.Pos (cm)	Tab.Pos (deg.)	Margin (dB)	Comment
	9848.000	35.19	peak	7.68	42.87	74.00	100	195	-31.13	
*	12310.000	33.37	peak	13.25	46.62	74.00	100	230	-27.38	



Radiated Emission Measurement

Operator: Leon

File :3

Data :#4

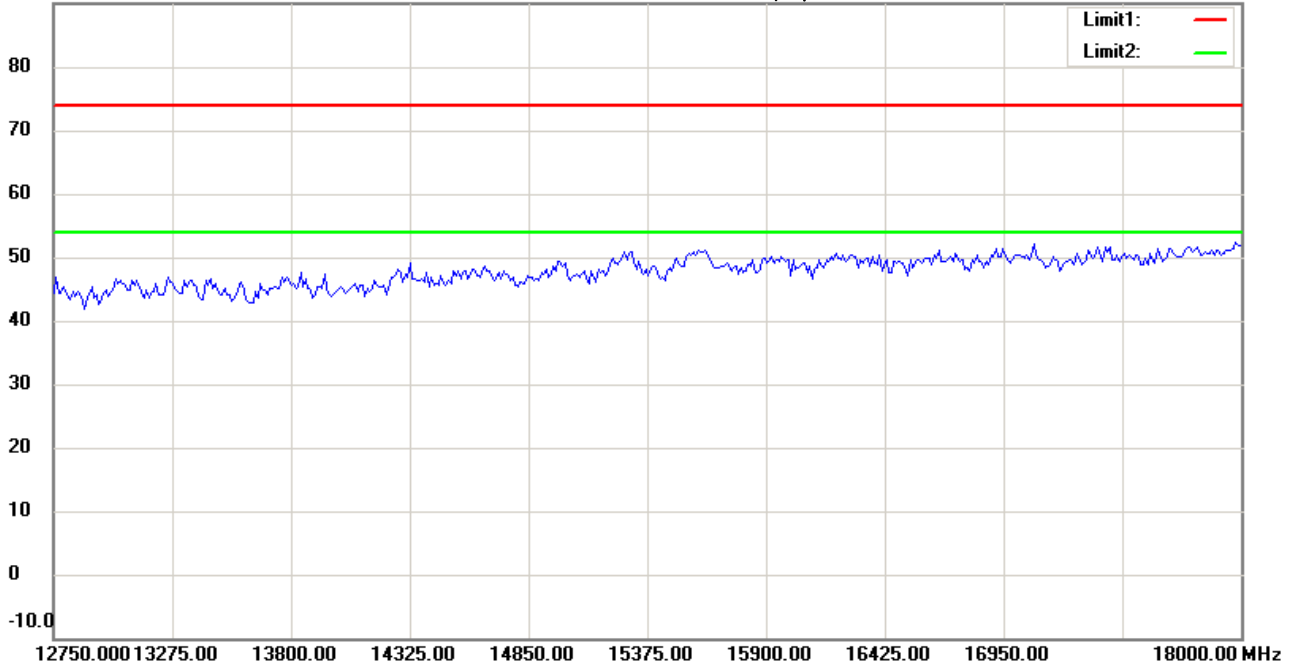
Date: 2016/4/30

Temperature:24 °C

90.0 dBuV/m

Time: 下午 01:24:56

Humidity:60 %



Site : Chamber

Condition : FCC_part 15 RE-Class C_Above 1GHz_PK

Polarization: *Horizontal*

EUT : W6M21602-15593

Power : 5 Vd.c.

M/N:

Distance: 3m

Test Mode : TX 802.11n 20M CH11

Note :

Mk.	Frequency (MHz)	Reading (dBuV)	Detector	Corr. factor (dB/m)	Result (dBuV/m)	Limit (dBuV/m)	Ant.Pos (cm)	Tab.Pos (deg.)	Margin (dB)	Comment
-----	-----------------	----------------	----------	---------------------	-----------------	----------------	--------------	----------------	-------------	---------



Address:6F.,No.58,Ln 188,Ruey Kuang Rd,Neihu,Taipei
 Tel:+886-2-6606-8877
 Fax:+886-2-6606-8875

Radiated Emission Measurement

Operator: Leon

File :3

Data :#9

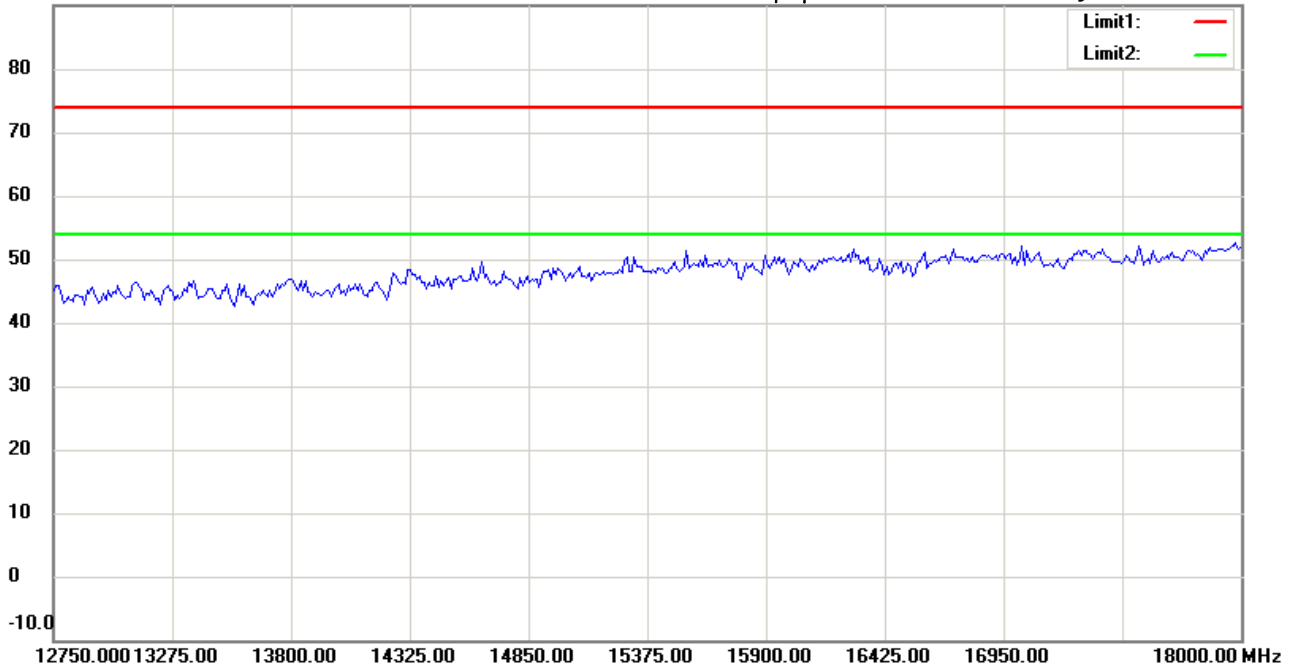
Date: 2016/4/30

Temperature:24 °C

90.0 dBuV/m

Time: 下午 01:29:02

Humidity:60 %



Site : Chamber

Condition : FCC_part 15 RE-Class C_Above 1GHz_PK

Polarization: *Vertical*

EUT : W6M21602-15593

Power : 5 Vd.c.

M/N:

Distance: 3m

Test Mode : TX 802.11n 20M CH11

Note :

Mk.	Frequency (MHz)	Reading (dBuV)	Detector	Corr. factor (dB/m)	Result (dBuV/m)	Limit (dBuV/m)	Ant.Pos (cm)	Tab.Pos (deg.)	Margin (dB)	Comment
-----	-----------------	----------------	----------	---------------------	-----------------	----------------	--------------	----------------	-------------	---------

*:Maximum data x:Over limit !:over margin



Address:6F.,No.58,Ln 188,Ruey Kuang Rd,Neihu,Taipei
 Tel:+886-2-6606-8877
 Fax:+886-2-6606-8875

Radiated Emission Measurement

Operator: Leon

File :3

Data :#5

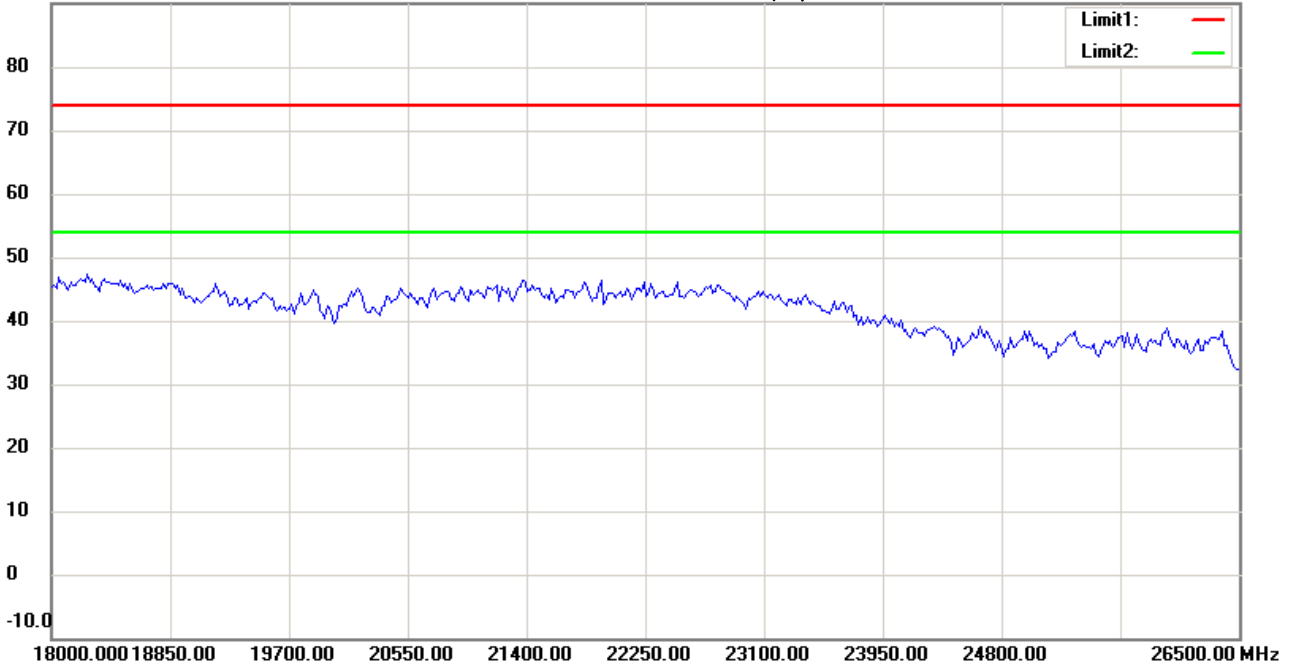
Date: 2016/4/30

Temperature:24 °C

90.0 dBuV/m

Time: 下午 01:25:07

Humidity:60 %



Site : Chamber

Condition : FCC_part 15 RE-Class C_Above 1GHz_PK

Polarization: *Horizontal*

EUT : W6M21602-15593

Power : 5 Vd.c.

M/N:

Distance: 3m

Test Mode : TX 802.11n 20M CH11

Note :

Mk.	Frequency (MHz)	Reading (dBuV)	Detector	Corr. factor (dB/m)	Result (dBuV/m)	Limit (dBuV/m)	Ant.Pos (cm)	Tab.Pos (deg.)	Margin (dB)	Comment
-----	-----------------	----------------	----------	---------------------	-----------------	----------------	--------------	----------------	-------------	---------

*:Maximum data x:Over limit !:over margin



Radiated Emission Measurement

Operator: Leon

File :3

Data :#10

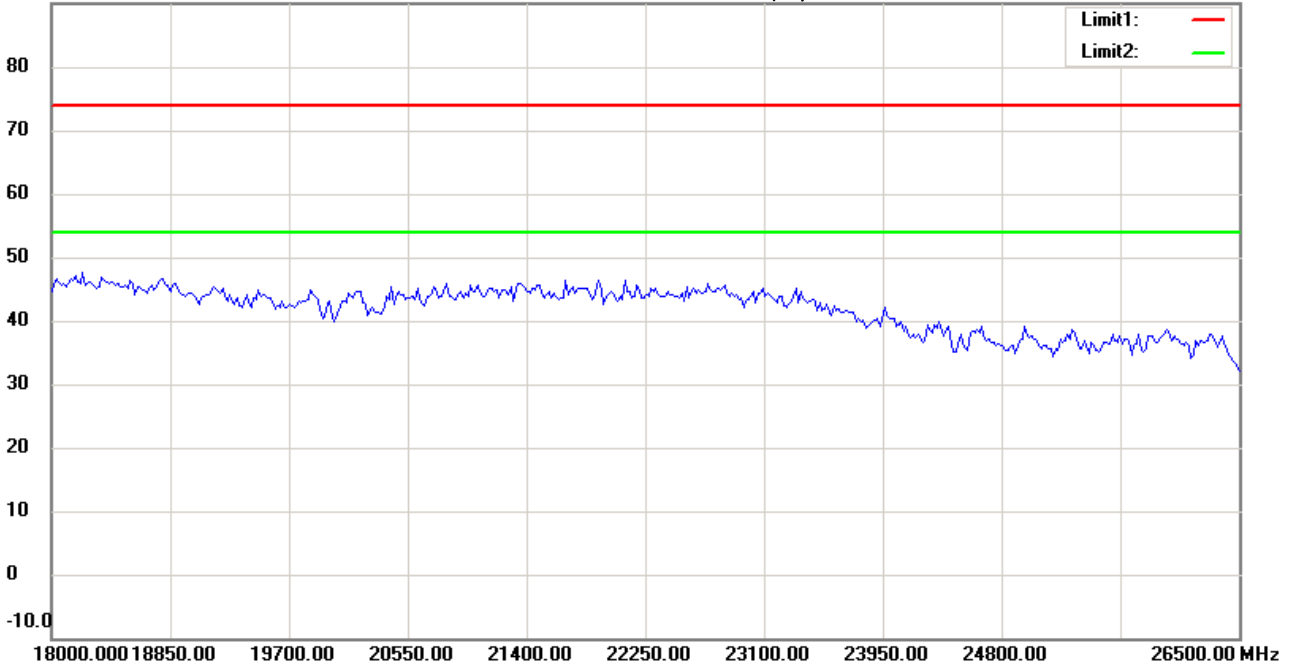
Date: 2016/4/30

Temperature:24 °C

90.0 dBuV/m

Time: 下午 01:29:12

Humidity:60 %



Site : Chamber

Condition : FCC_part 15 RE-Class C_Above 1GHz_PK

Polarization: *Vertical*

EUT : W6M21602-15593

Power : 5 Vd.c.

M/N:

Distance: 3m

Test Mode : TX 802.11n 20M CH11

Note :

Mk.	Frequency (MHz)	Reading (dBuV)	Detector	Corr. factor (dB/m)	Result (dBuV/m)	Limit (dBuV/m)	Ant.Pos (cm)	Tab.Pos (deg.)	Margin (dB)	Comment
-----	-----------------	----------------	----------	---------------------	-----------------	----------------	--------------	----------------	-------------	---------



Radiated Emission Measurement

Operator: Leon

File :3

Data :#6

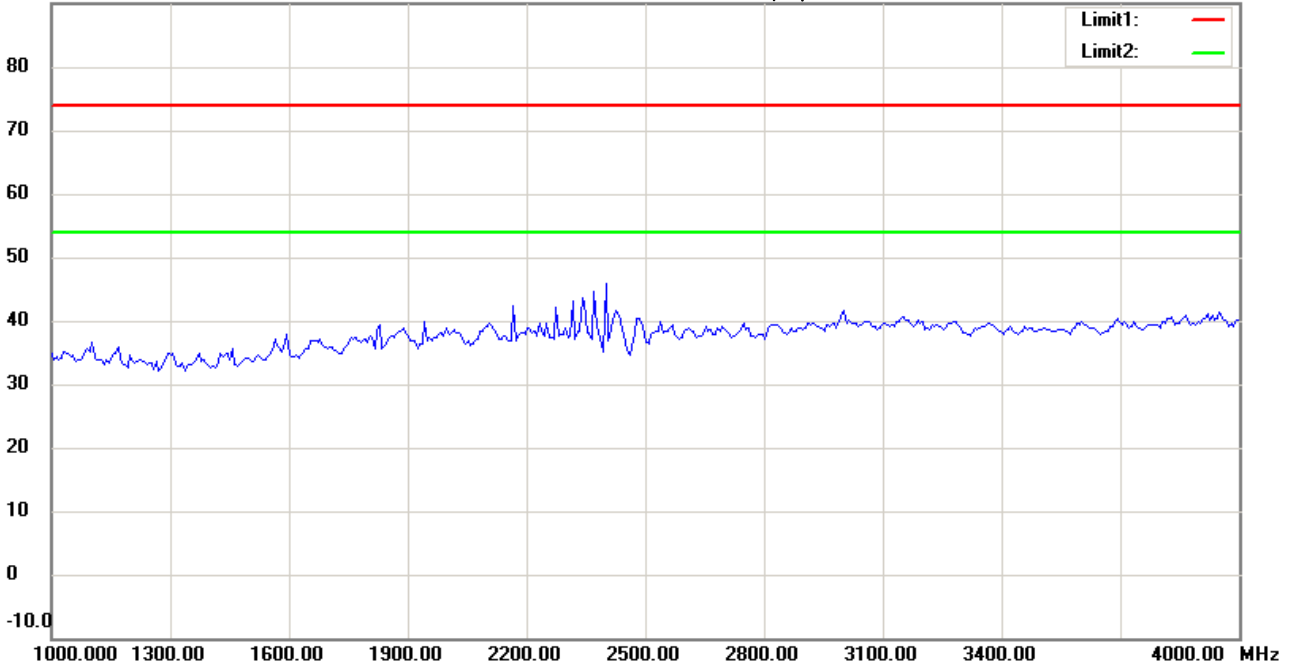
Date: 2016/4/29

Temperature:24 °C

90.0 dBuV/m

Time: 下午 11:59:35

Humidity:60 %



Site : Chamber

Condition : FCC_part 15 RE-Class C_Above 1GHz_PK

Polarization: *Vertical*

EUT : W6M21602-15593

Power : 5 Vd.c.

M/N:

Distance: 3m

Test Mode : TX 2402MHz

Note :

Mk.	Frequency (MHz)	Reading (dBuV)	Detector	Corr. factor (dB/m)	Result (dBuV/m)	Limit (dBuV/m)	Ant.Pos (cm)	Tab.Pos (deg.)	Margin (dB)	Comment
-----	-----------------	----------------	----------	---------------------	-----------------	----------------	--------------	----------------	-------------	---------



Radiated Emission Measurement

Operator: Leon

File :3

Data :#2

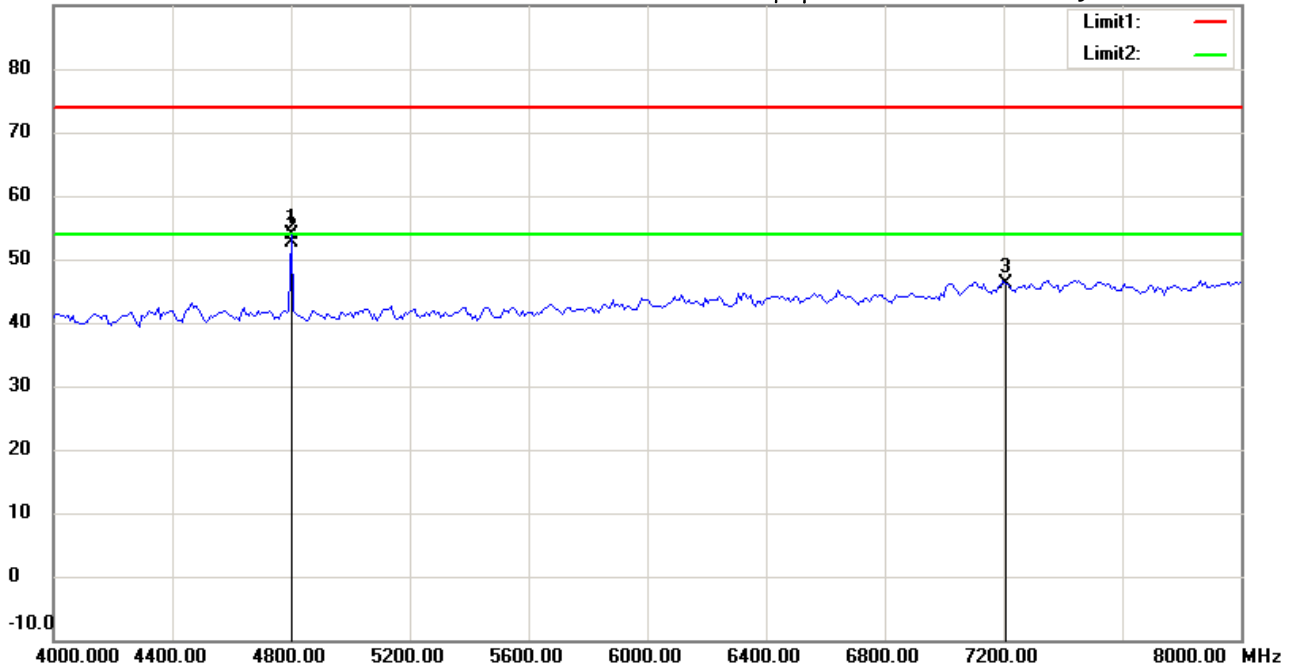
Date: 2016/4/29

Temperature:24 °C

90.0 dBuV/m

Time: 下午 11:57:30

Humidity:60 %



Site : Chamber

Condition : FCC_part 15 RE-Class C_Above 1GHz_PK

Polarization: *Horizontal*

EUT : W6M21602-15593

Power : 5 Vd.c.

M/N:

Distance: 3m

Test Mode : TX 2402MHz

Note :

Mk.	Frequency (MHz)	Reading (dBuV)	Detector	Corr. factor (dB/m)	Result (dBuV/m)	Limit (dBuV/m)	Ant.Pos (cm)	Tab.Pos (deg.)	Margin (dB)	Comment
	4801.603	54.58	peak	-0.60	53.98	74.00	150	235	-20.02	
*	4801.603	53.26	AVG	-0.60	52.66	54.00	150	235	-1.34	
	7206.000	41.85	peak	4.26	46.11	74.00	100	155	-27.89	



Radiated Emission Measurement

Operator: Leon

File :3

Data :#7

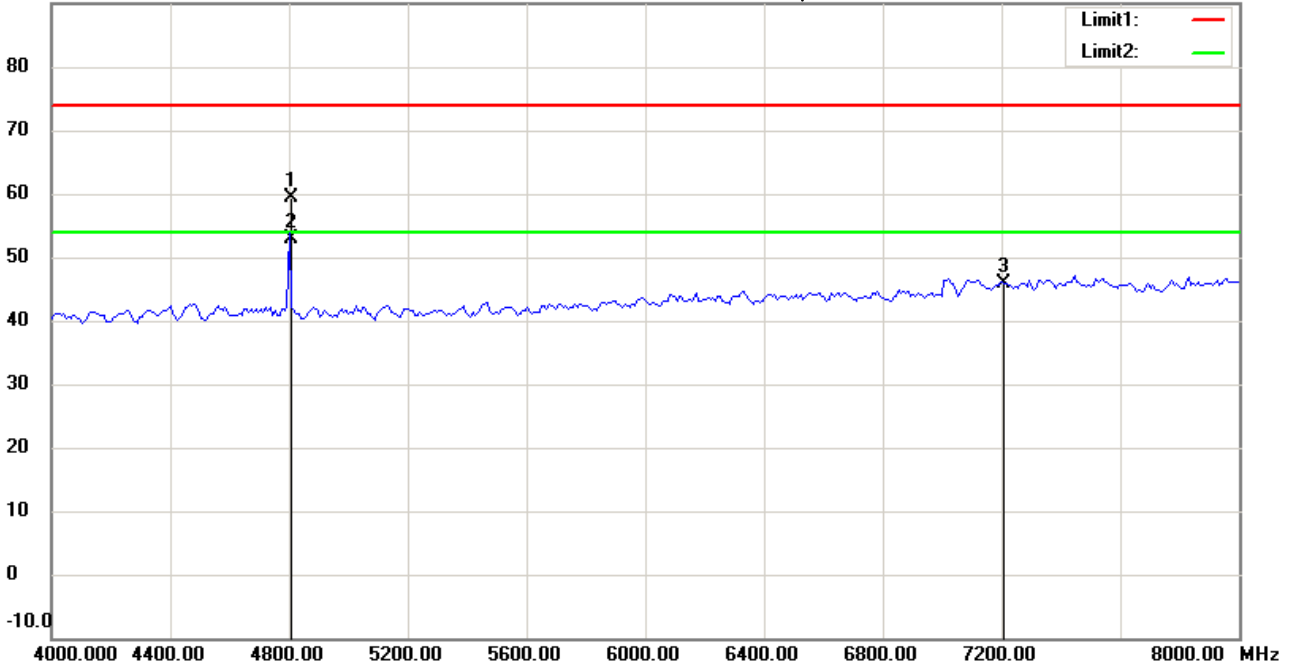
Date: 2016/4/30

Temperature:24 °C

90.0 dBuV/m

Time: 上午 12:00:21

Humidity:60 %



Site : Chamber

Condition : FCC_part 15 RE-Class C_Above 1GHz_PK

EUT : W6M21602-15593

M/N:

Test Mode : TX 2402MHz

Note :

Polarization: *Vertical*

Power : 5 Vd.c.

Distance: 3m

Mk.	Frequency (MHz)	Reading (dBuV)	Detector	Corr. factor (dB/m)	Result (dBuV/m)	Limit (dBuV/m)	Ant.Pos (cm)	Tab.Pos (deg.)	Margin (dB)	Comment
	4803.944	59.88	peak	-0.59	59.29	74.00	100	8	-14.71	
*	4803.944	53.56	AVG	-0.59	52.97	54.00	100	8	-1.03	
	7206.000	41.62	peak	4.26	45.88	74.00	100	50	-28.12	



Radiated Emission Measurement

Operator: Leon

File :3

Data :#3

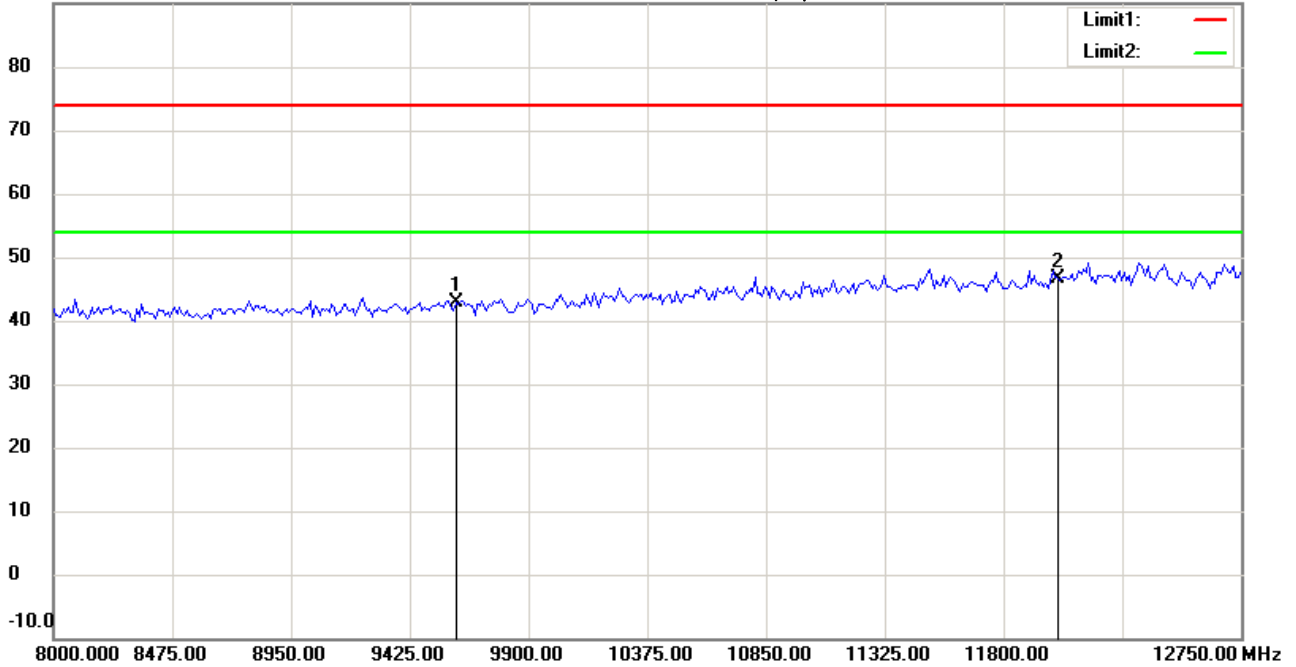
Date: 2016/4/29

Temperature:24 °C

90.0 dBuV/m

Time: 下午 11:57:42

Humidity:60 %



Site : Chamber

Condition : FCC_part 15 RE-Class C_Above 1GHz_PK

Polarization: *Horizontal*

EUT : W6M21602-15593

Power : 5 Vd.c.

M/N:

Distance: 3m

Test Mode : TX 2402MHz

Note :

Mk.	Frequency (MHz)	Reading (dBuV)	Detector	Corr. factor (dB/m)	Result (dBuV/m)	Limit (dBuV/m)	Ant.Pos (cm)	Tab.Pos (deg.)	Margin (dB)	Comment
	9608.000	35.28	peak	7.59	42.87	74.00	100	230	-31.13	
*	12010.000	34.13	peak	12.47	46.60	74.00	100	175	-27.40	



Radiated Emission Measurement

Operator: Leon

File :3

Data :#8

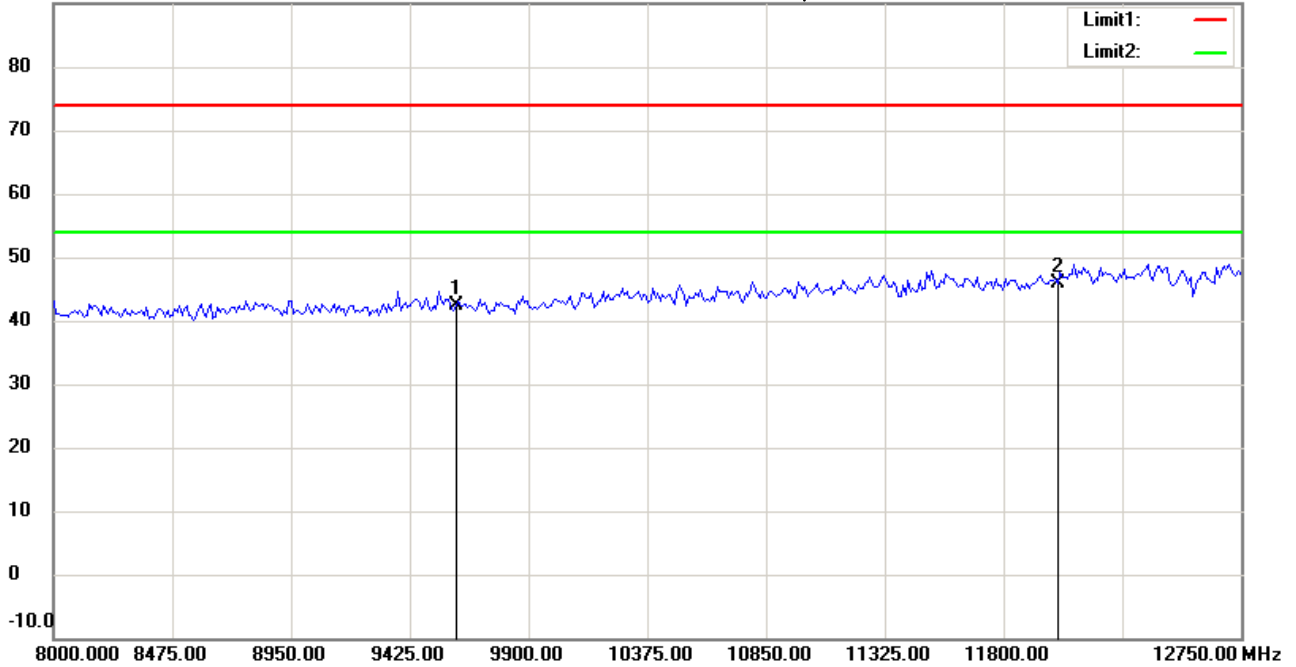
Date: 2016/4/30

Temperature:24 °C

90.0 dBuV/m

Time: 上午 12:00:33

Humidity:60 %



Site : Chamber

Condition : FCC_part 15 RE-Class C_Above 1GHz_PK

Polarization: *Vertical*

EUT : W6M21602-15593

Power : 5 Vd.c.

M/N:

Distance: 3m

Test Mode : TX 2402MHz

Note :

Mk.	Frequency (MHz)	Reading (dBuV)	Detector	Corr. factor (dB/m)	Result (dBuV/m)	Limit (dBuV/m)	Ant.Pos (cm)	Tab.Pos (deg.)	Margin (dB)	Comment
	9608.000	34.68	peak	7.59	42.27	74.00	100	85	-31.73	
*	12010.000	33.31	peak	12.47	45.78	74.00	100	130	-28.22	



Radiated Emission Measurement

Operator: Leon

File :3

Data :#4

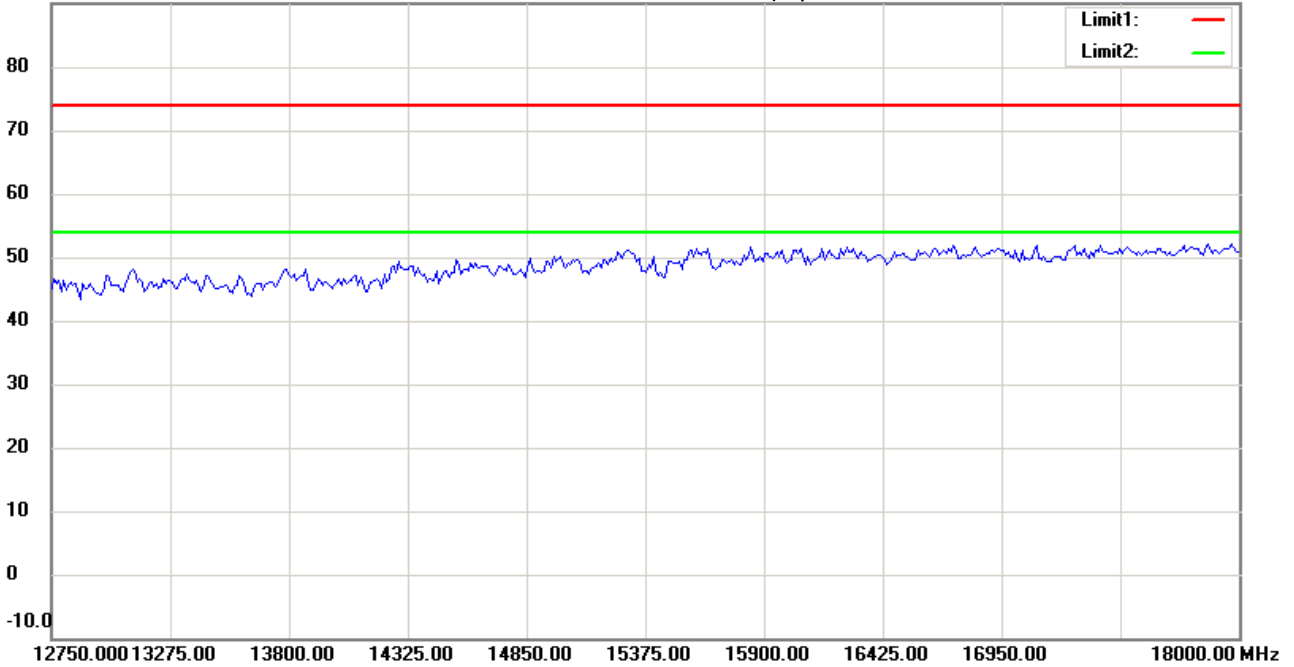
Date: 2016/4/29

Temperature:24 °C

90.0 dBuV/m

Time: 下午 11:58:40

Humidity:60 %



Site : Chamber

Condition : FCC_part 15 RE-Class C_Above 1GHz_PK

Polarization: *Horizontal*

EUT : W6M21602-15593

Power : 5 Vd.c.

M/N:

Distance: 3m

Test Mode : TX 2402MHz

Note :

Mk.	Frequency (MHz)	Reading (dBuV)	Detector	Corr. factor (dB/m)	Result (dBuV/m)	Limit (dBuV/m)	Ant.Pos (cm)	Tab.Pos (deg.)	Margin (dB)	Comment
-----	-----------------	----------------	----------	---------------------	-----------------	----------------	--------------	----------------	-------------	---------



Radiated Emission Measurement

Operator: Leon

File :3

Data :#9

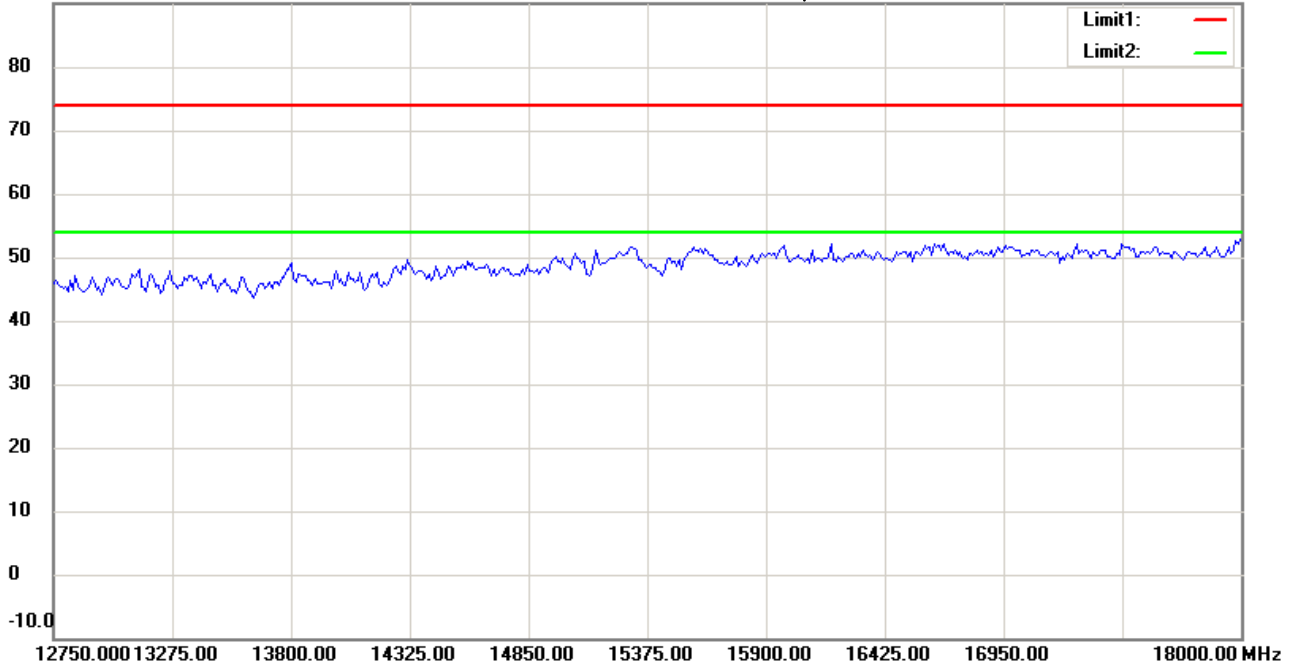
Date: 2016/4/30

Temperature:24 °C

90.0 dBuV/m

Time: 上午 12:01:35

Humidity:60 %



Site : Chamber

Condition : FCC_part 15 RE-Class C_Above 1GHz_PK

Polarization: *Vertical*

EUT : W6M21602-15593

Power : 5 Vd.c.

M/N:

Distance: 3m

Test Mode : TX 2402MHz

Note :

Mk.	Frequency (MHz)	Reading (dBuV)	Detector	Corr. factor (dB/m)	Result (dBuV/m)	Limit (dBuV/m)	Ant.Pos (cm)	Tab.Pos (deg.)	Margin (dB)	Comment
-----	-----------------	----------------	----------	---------------------	-----------------	----------------	--------------	----------------	-------------	---------



Radiated Emission Measurement

Operator: Leon

File :3

Data :#5

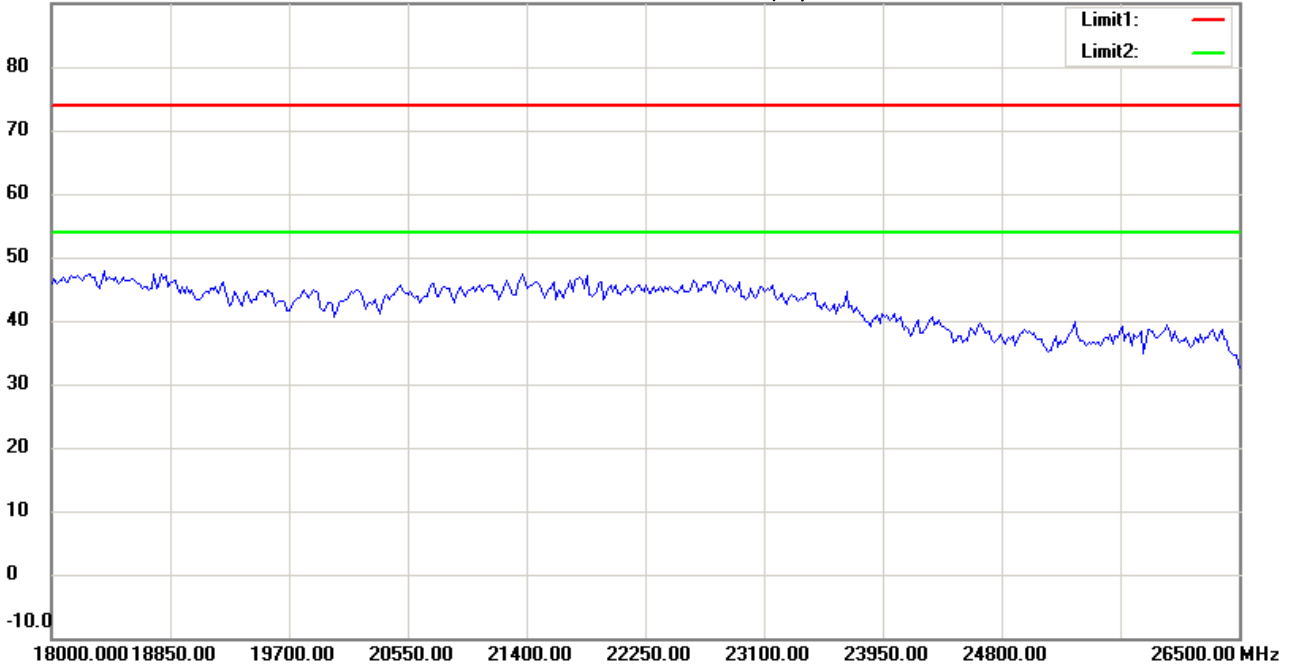
Date: 2016/4/29

Temperature:24 °C

90.0 dBuV/m

Time: 下午 11:58:50

Humidity:60 %



Site : Chamber

Condition : FCC_part 15 RE-Class C_Above 1GHz_PK

Polarization: *Horizontal*

EUT : W6M21602-15593

Power : 5 Vd.c.

M/N:

Distance: 3m

Test Mode : TX 2402MHz

Note :

Mk.	Frequency (MHz)	Reading (dBuV)	Detector	Corr. factor (dB/m)	Result (dBuV/m)	Limit (dBuV/m)	Ant.Pos (cm)	Tab.Pos (deg.)	Margin (dB)	Comment
-----	-----------------	----------------	----------	---------------------	-----------------	----------------	--------------	----------------	-------------	---------



Radiated Emission Measurement

Operator: Leon

File :3

Data :#10

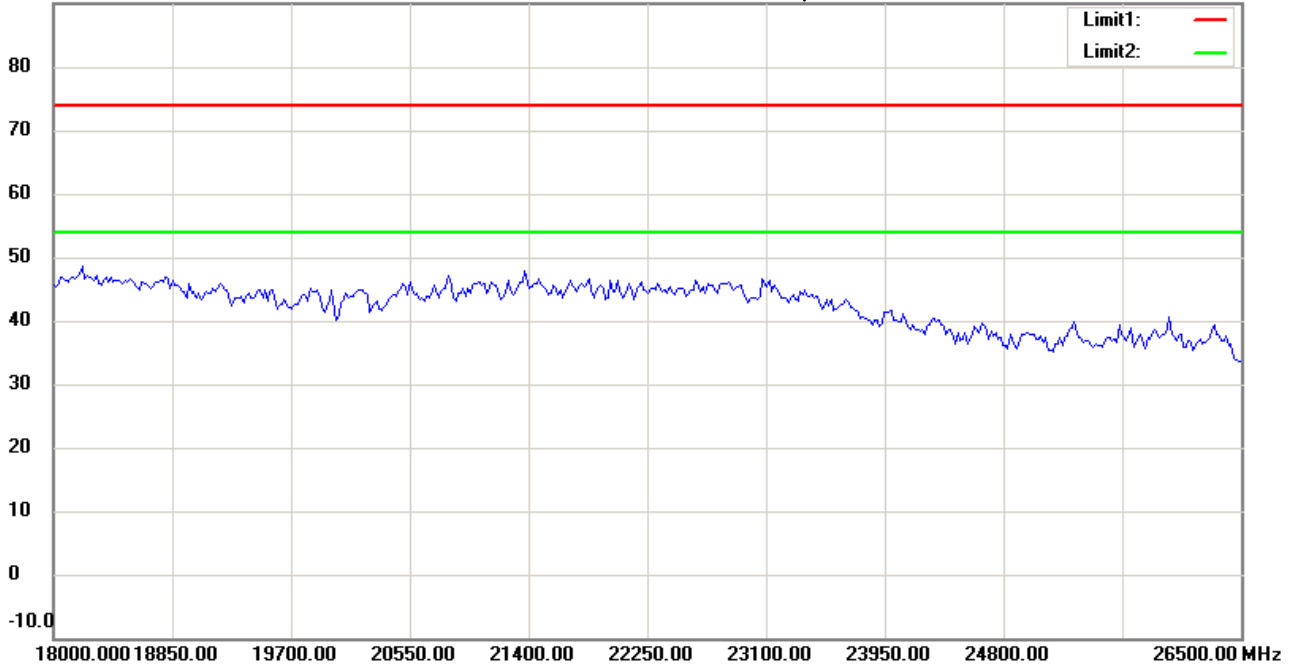
Date: 2016/4/30

Temperature:24 °C

90.0 dBuV/m

Time: 上午 12:01:45

Humidity:60 %



Site : Chamber

Condition : FCC_part 15 RE-Class C_Above 1GHz_PK

EUT : W6M21602-15593

M/N:

Test Mode : TX 2402MHz

Note :

Polarization: *Vertical*

Power : 5 Vd.c.

Distance: 3m

Mk.	Frequency (MHz)	Reading (dBuV)	Detector	Corr. factor (dB/m)	Result (dBuV/m)	Limit (dBuV/m)	Ant.Pos (cm)	Tab.Pos (deg.)	Margin (dB)	Comment
-----	-----------------	----------------	----------	---------------------	-----------------	----------------	--------------	----------------	-------------	---------



Radiated Emission Measurement

Operator: Leon

File :1

Data :#1

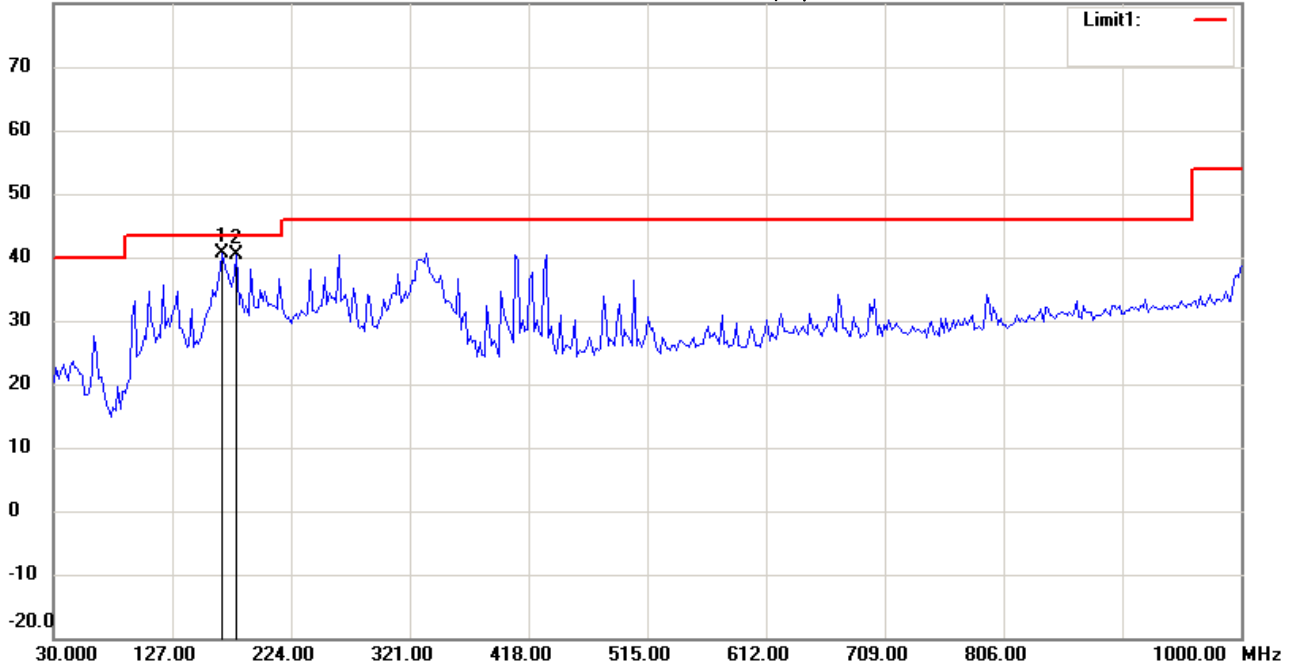
Date: 2016/4/29

Temperature:24 °C

80.0 dBuV/m

Time: 下午 10:12:21

Humidity:60 %



Site : Chamber

Condition : FCC_part 15 RE-Class C_30-1000MHz

Polarization: *Horizontal*

EUT : W6M21602-15593

Power : 5 Vd.c.

M/N:

Distance: 3m

Test Mode : TX 2440MHz

Note :

Mk.	Frequency (MHz)	Reading (dBuV)	Detector	Corr. factor (dB/m)	Result (dBuV/m)	Limit (dBuV/m)	Ant.Pos (cm)	Tab.Pos (deg.)	Margin (dB)	Comment
*	168.0160	50.41	peak	-9.74	40.67	43.50	100	95	-2.83	
	179.6793	51.30	peak	-10.91	40.39	43.50	100	60	-3.11	



Radiated Emission Measurement

Operator: Leon

File :1

Data :#2

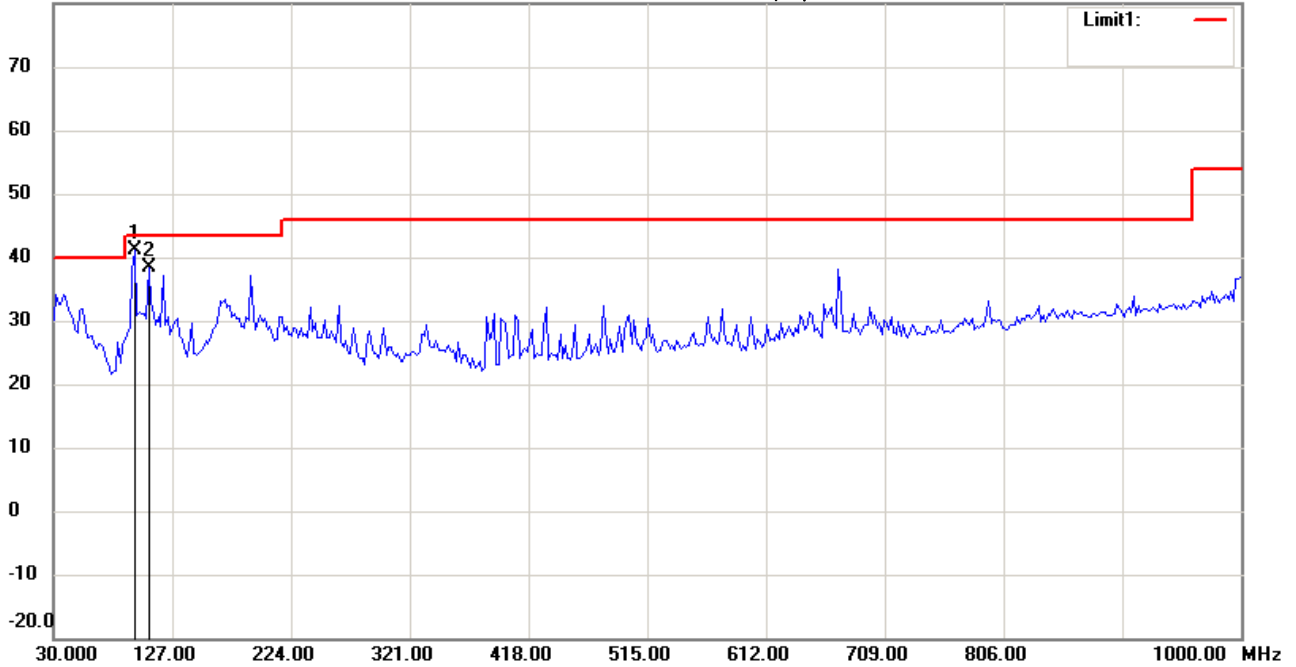
Date: 2016/4/29

Temperature:24 °C

80.0 dBuV/m

Time: 下午 10:13:05

Humidity:60 %



Site : Chamber

Condition : FCC_part 15 RE-Class C_30-1000MHz

Polarization: *Vertical*

EUT : W6M21602-15593

Power : 5 Vd.c.

M/N:

Distance: 3m

Test Mode : TX 2440MHz

Note :

Mk.	Frequency (MHz)	Reading (dBuV)	Detector	Corr. factor (dB/m)	Result (dBuV/m)	Limit (dBuV/m)	Ant.Pos (cm)	Tab.Pos (deg.)	Margin (dB)	Comment
*	96.0922	52.07	peak	-10.89	41.18	43.50	100	155	-2.32	
	107.7555	46.01	peak	-7.53	38.48	43.50	100	20	-5.02	



Radiated Emission Measurement

Operator: Leon

File :3

Data :#1

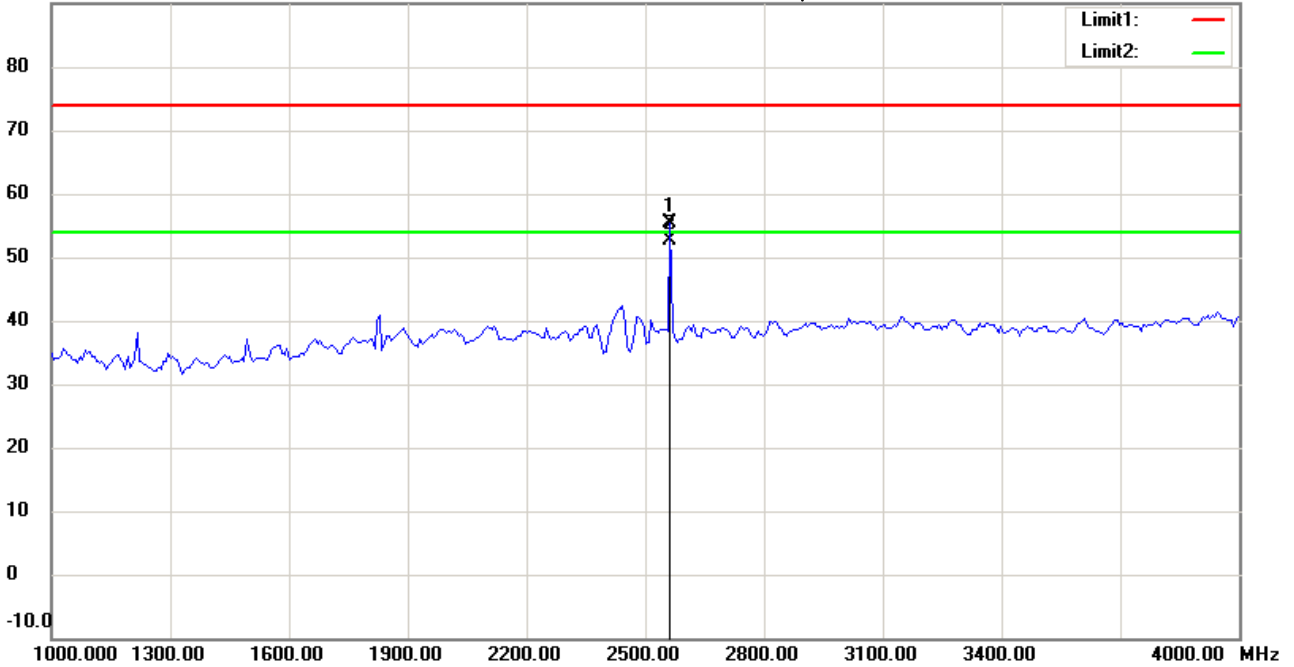
Date: 2016/4/30

Temperature:24 °C

90.0 dBuV/m

Time: 上午 12:08:50

Humidity:60 %



Site : Chamber

Condition : FCC_part 15 RE-Class C_Above 1GHz_PK

Polarization: *Horizontal*

EUT : W6M21602-15593

Power : 5 Vd.c.

M/N:

Distance: 3m

Test Mode : TX 2440MHz

Note :

Mk.	Frequency (MHz)	Reading (dBuV)	Detector	Corr. factor (dB/m)	Result (dBuV/m)	Limit (dBuV/m)	Ant.Pos (cm)	Tab.Pos (deg.)	Margin (dB)	Comment
	2563.126	59.71	peak	-4.36	55.35	74.00	120	237	-18.65	
*	2563.126	56.98	AVG	-4.36	52.62	54.00	120	237	-1.38	



Radiated Emission Measurement

Operator: Leon

File :3

Data :#6

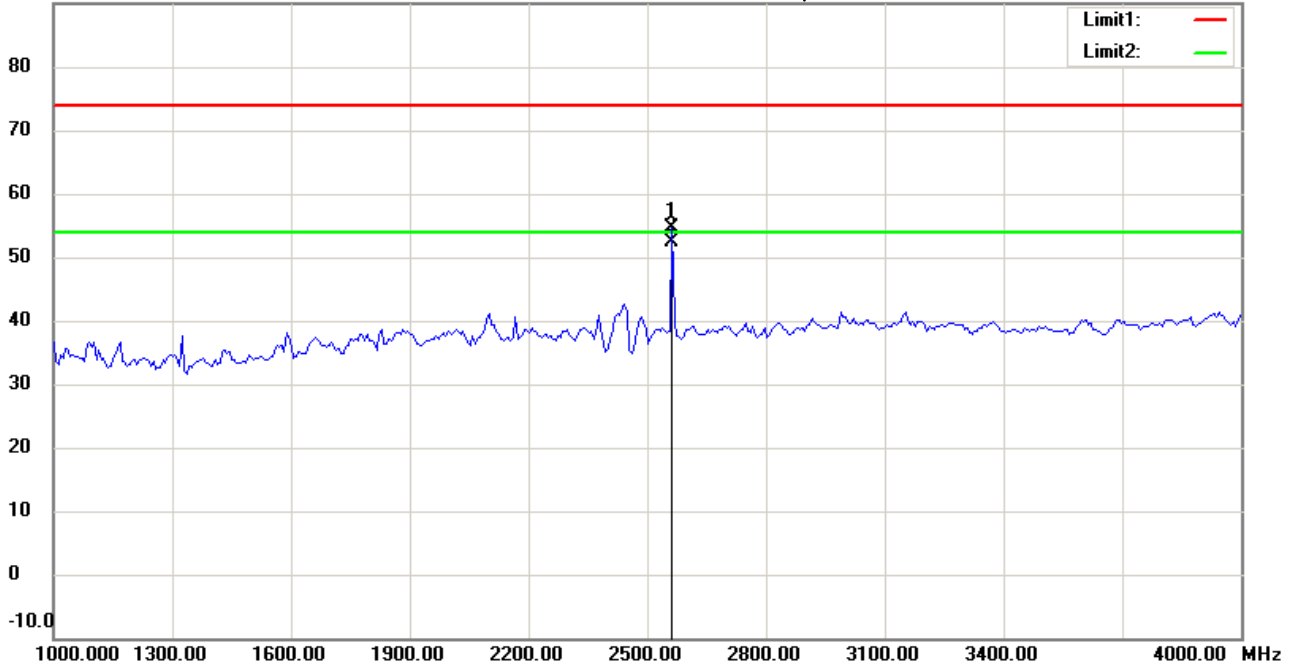
Date: 2016/4/30

Temperature:24 °C

90.0 dBuV/m

Time: 上午 12:11:41

Humidity:60 %



Site : Chamber

Condition : FCC_part 15 RE-Class C_Above 1GHz_PK

Polarization: *Vertical*

EUT : W6M21602-15593

Power : 5 Vd.c.

M/N:

Distance: 3m

Test Mode : TX 2440MHz

Note :

Mk.	Frequency (MHz)	Reading (dBuV)	Detector	Corr. factor (dB/m)	Result (dBuV/m)	Limit (dBuV/m)	Ant.Pos (cm)	Tab.Pos (deg.)	Margin (dB)	Comment
	2563.126	58.96	peak	-4.36	54.60	74.00	100	175	-19.40	
*	2563.126	56.79	AVG	-4.36	52.43	54.00	100	175	-1.57	



Radiated Emission Measurement

Operator: Leon

File :3

Data :#2

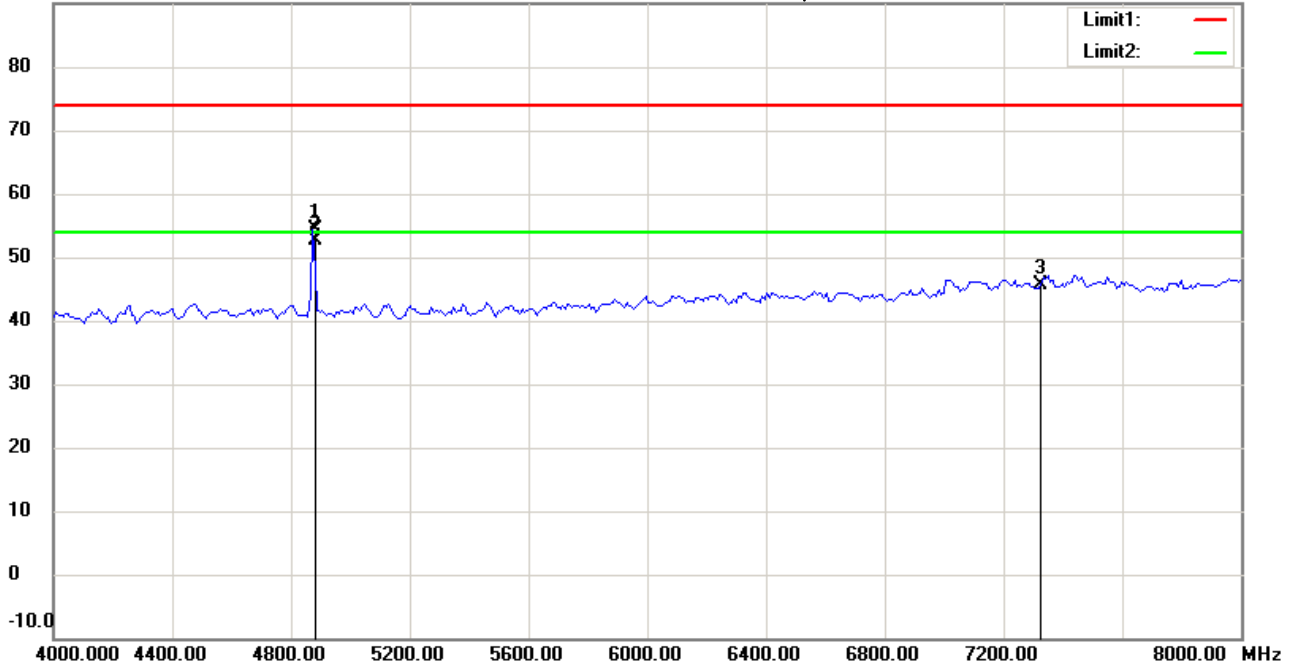
Date: 2016/4/30

Temperature:24 °C

90.0 dBuV/m

Time: 上午 12:09:36

Humidity:60 %



Site : Chamber

Condition : FCC_part 15 RE-Class C_Above 1GHz_PK

Polarization: *Horizontal*

EUT : W6M21602-15593

Power : 5 Vd.c.

M/N:

Distance: 3m

Test Mode : TX 2440MHz

Note :

Mk.	Frequency (MHz)	Reading (dBuV)	Detector	Corr. factor (dB/m)	Result (dBuV/m)	Limit (dBuV/m)	Ant.Pos (cm)	Tab.Pos (deg.)	Margin (dB)	Comment
	4873.748	54.96	peak	-0.50	54.46	74.00	175	255	-19.54	
*	4873.748	53.24	AVG	-0.50	52.74	54.00	175	255	-1.26	
	7320.000	41.18	peak	4.49	45.67	74.00	100	90	-28.33	



Radiated Emission Measurement

Operator: Leon

File :3

Data :#7

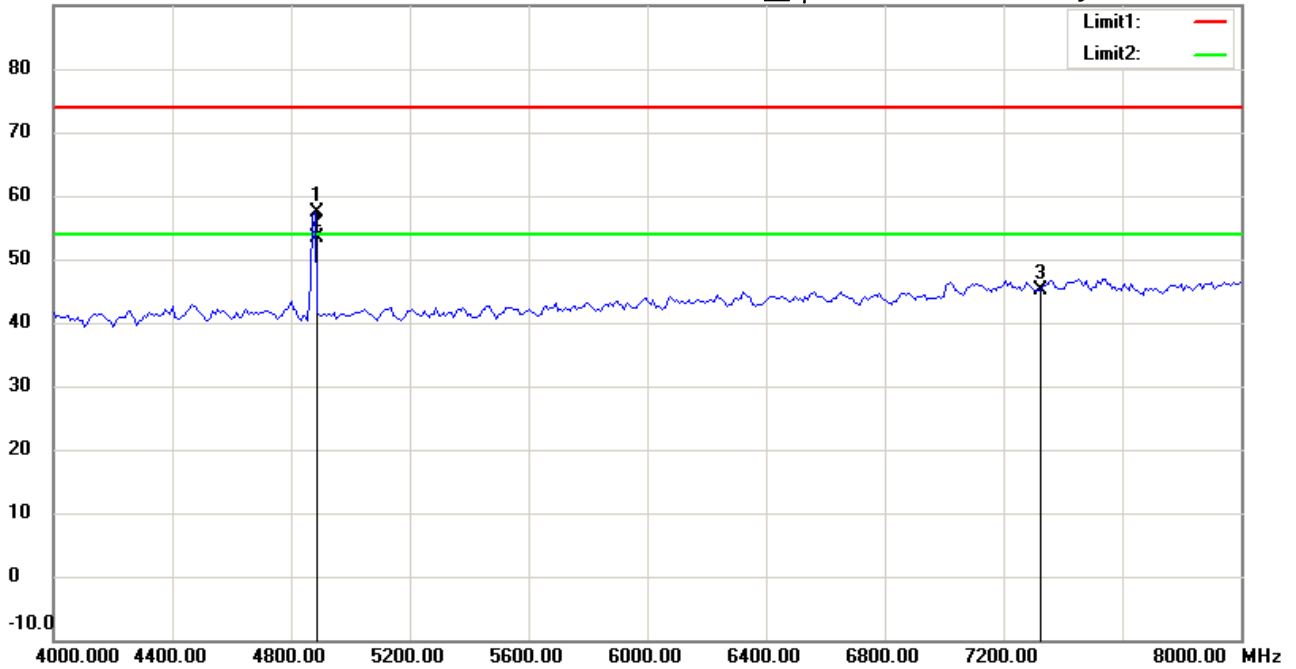
Date: 2016/4/30

Temperature:24 °C

90.0 dBuV/m

Time: 上午 12:12:27

Humidity:60 %



Site : Chamber

Condition : FCC_part 15 RE-Class C_Above 1GHz_PK

EUT : W6M21602-15593

M/N:

Test Mode : TX 2440MHz

Note :

Polarization: *Vertical*

Power : 5 Vd.c.

Distance: 3m

Mk.	Frequency (MHz)	Reading (dBuV)	Detector	Corr. factor (dB/m)	Result (dBuV/m)	Limit (dBuV/m)	Ant.Pos (cm)	Tab.Pos (deg.)	Margin (dB)	Comment
	4881.764	57.89	peak	-0.49	57.40	74.00	100	260	-16.60	
*	4881.764	53.77	AVG	-0.49	53.28	54.00	100	260	-0.72	
	7320.000	40.64	peak	4.49	45.13	74.00	100	240	-28.87	



Radiated Emission Measurement

Operator: Leon

File :3

Data :#3

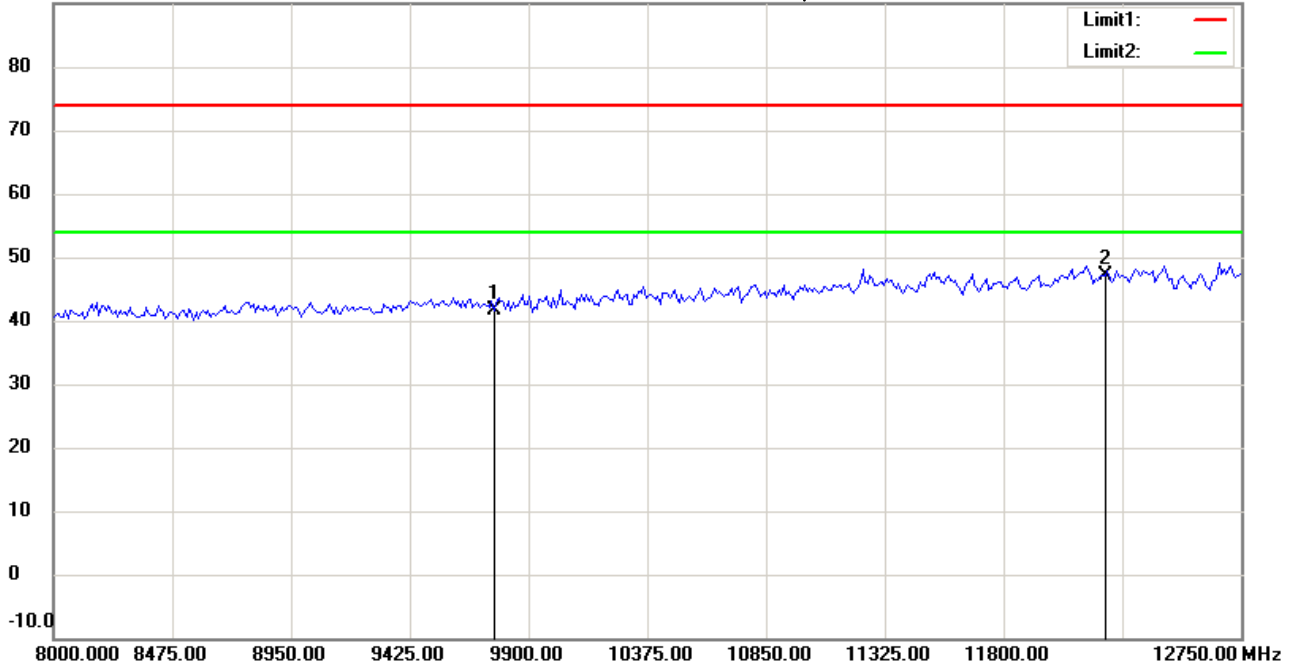
Date: 2016/4/30

Temperature:24 °C

90.0 dBuV/m

Time: 上午 12:09:48

Humidity:60 %



Site : Chamber

Condition : FCC_part 15 RE-Class C_Above 1GHz_PK

Polarization: *Horizontal*

EUT : W6M21602-15593

Power : 5 Vd.c.

M/N:

Distance: 3m

Test Mode : TX 2440MHz

Note :

Mk.	Frequency (MHz)	Reading (dBuV)	Detector	Corr. factor (dB/m)	Result (dBuV/m)	Limit (dBuV/m)	Ant.Pos (cm)	Tab.Pos (deg.)	Margin (dB)	Comment
	9760.000	34.18	peak	7.50	41.68	74.00	100	215	-32.32	
*	12200.000	33.40	peak	13.83	47.23	74.00	100	190	-26.77	



Radiated Emission Measurement

Operator: Leon

File :3

Data :#8

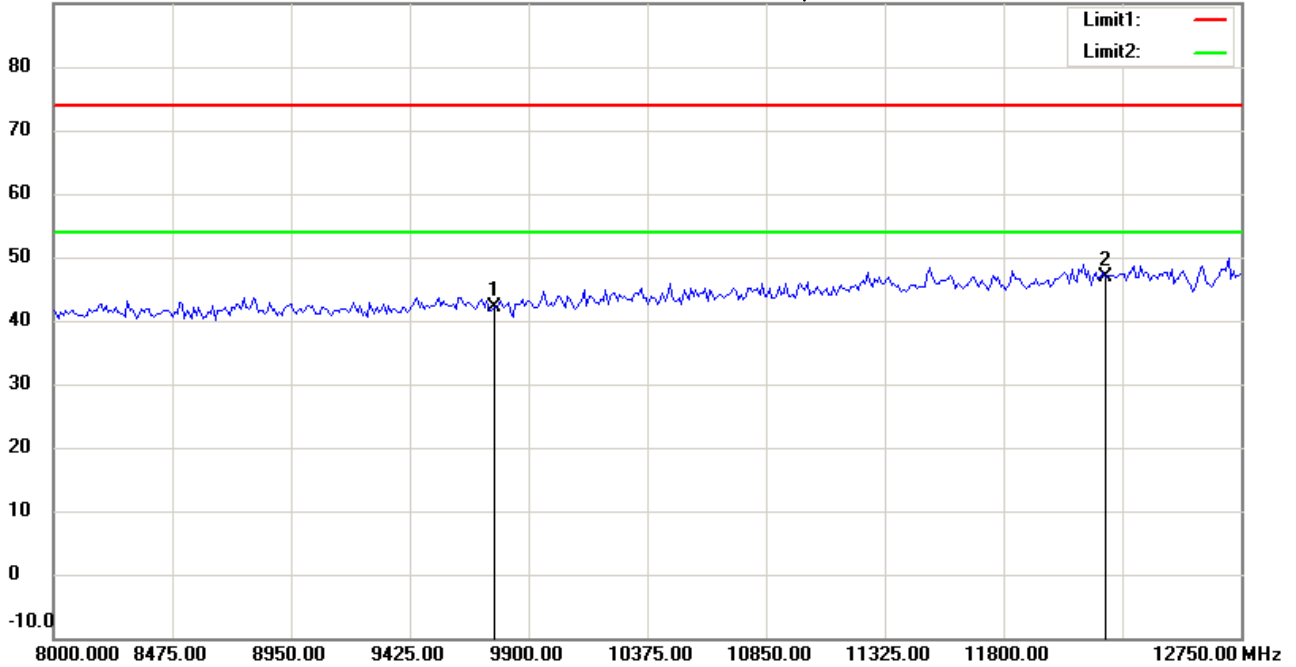
Date: 2016/4/30

Temperature:24 °C

90.0 dBuV/m

Time: 上午 12:12:40

Humidity:60 %



Site : Chamber

Condition : FCC_part 15 RE-Class C_Above 1GHz_PK

Polarization: *Vertical*

EUT : W6M21602-15593

Power : 5 Vd.c.

M/N:

Distance: 3m

Test Mode : TX 2440MHz

Note :

Mk.	Frequency (MHz)	Reading (dBuV)	Detector	Corr. factor (dB/m)	Result (dBuV/m)	Limit (dBuV/m)	Ant.Pos (cm)	Tab.Pos (deg.)	Margin (dB)	Comment
	9760.000	34.57	peak	7.50	42.07	74.00	100	50	-31.93	
*	12200.000	33.10	peak	13.83	46.93	74.00	100	140	-27.07	



Radiated Emission Measurement

Operator: Leon

File :3

Data :#4

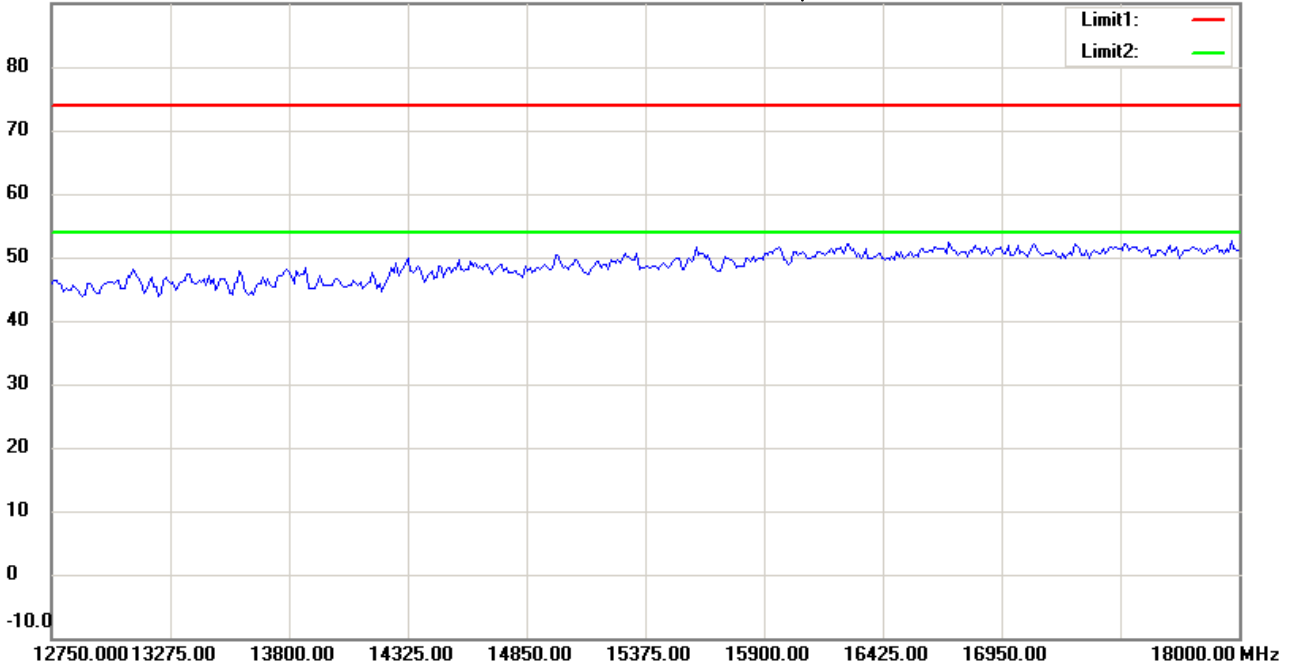
Date: 2016/4/30

Temperature:24 °C

90.0 dBuV/m

Time: 上午 12:10:46

Humidity:60 %



Site : Chamber

Condition : FCC_part 15 RE-Class C_Above 1GHz_PK

Polarization: *Horizontal*

EUT : W6M21602-15593

Power : 5 Vd.c.

M/N:

Distance: 3m

Test Mode : TX 2440MHz

Note :

Mk.	Frequency (MHz)	Reading (dBuV)	Detector	Corr. factor (dB/m)	Result (dBuV/m)	Limit (dBuV/m)	Ant.Pos (cm)	Tab.Pos (deg.)	Margin (dB)	Comment
-----	-----------------	----------------	----------	---------------------	-----------------	----------------	--------------	----------------	-------------	---------



Radiated Emission Measurement

Operator: Leon

File :3

Data :#9

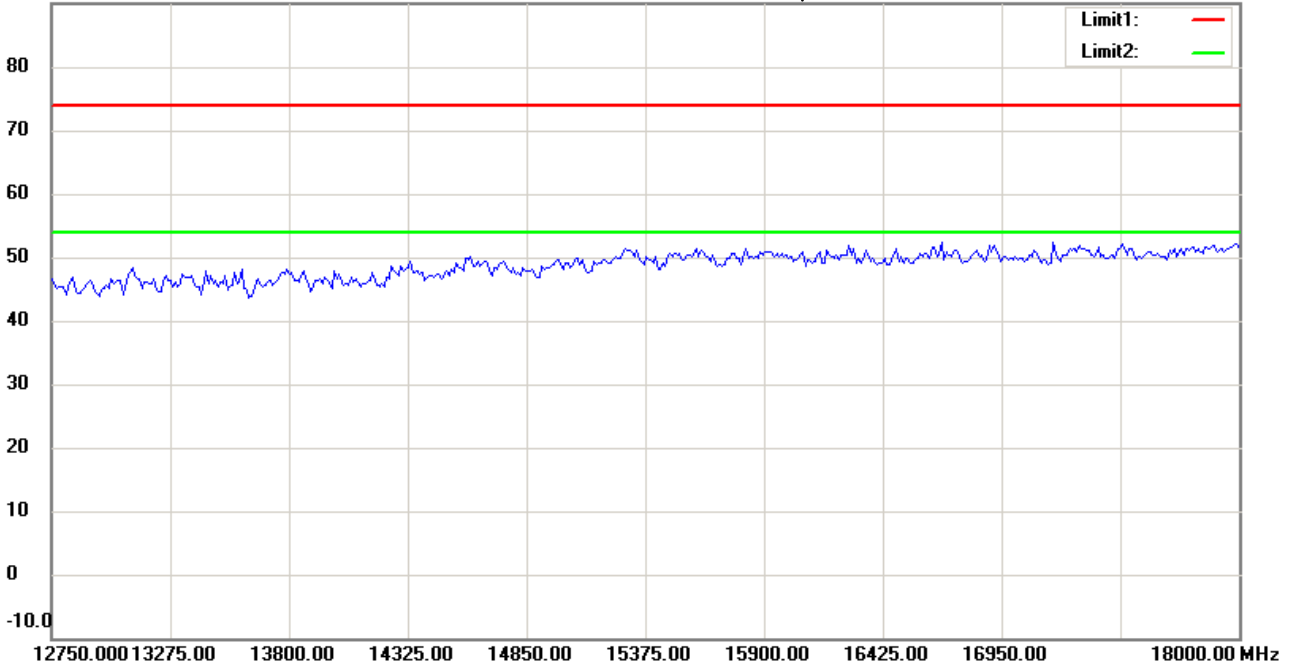
Date: 2016/4/30

Temperature:24 °C

90.0 dBuV/m

Time: 上午 12:13:41

Humidity:60 %



Site : Chamber

Condition : FCC_part 15 RE-Class C_Above 1GHz_PK

Polarization: *Vertical*

EUT : W6M21602-15593

Power : 5 Vd.c.

M/N:

Distance: 3m

Test Mode : TX 2440MHz

Note :

Mk.	Frequency (MHz)	Reading (dBuV)	Detector	Corr. factor (dB/m)	Result (dBuV/m)	Limit (dBuV/m)	Ant.Pos (cm)	Tab.Pos (deg.)	Margin (dB)	Comment
-----	-----------------	----------------	----------	---------------------	-----------------	----------------	--------------	----------------	-------------	---------



Radiated Emission Measurement

Operator: Leon

File :3

Data :#5

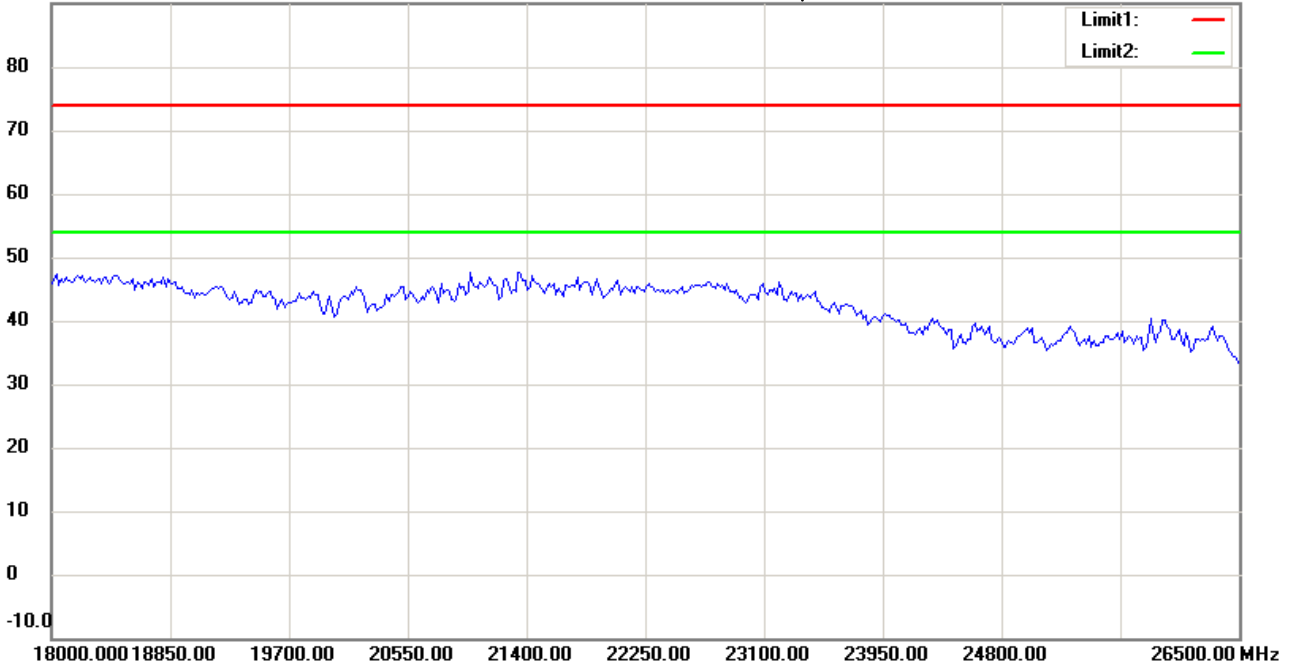
Date: 2016/4/30

Temperature:24 °C

90.0 dBuV/m

Time: 上午 12:10:56

Humidity:60 %



Site : Chamber

Condition : FCC_part 15 RE-Class C_Above 1GHz_PK

EUT : W6M21602-15593

M/N:

Test Mode : TX 2440MHz

Note :

Polarization: *Horizontal*

Power : 5 Vd.c.

Distance: 3m

Mk.	Frequency (MHz)	Reading (dBuV)	Detector	Corr. factor (dB/m)	Result (dBuV/m)	Limit (dBuV/m)	Ant.Pos (cm)	Tab.Pos (deg.)	Margin (dB)	Comment
-----	-----------------	----------------	----------	---------------------	-----------------	----------------	--------------	----------------	-------------	---------



Radiated Emission Measurement

Operator: Leon

File :3

Data :#10

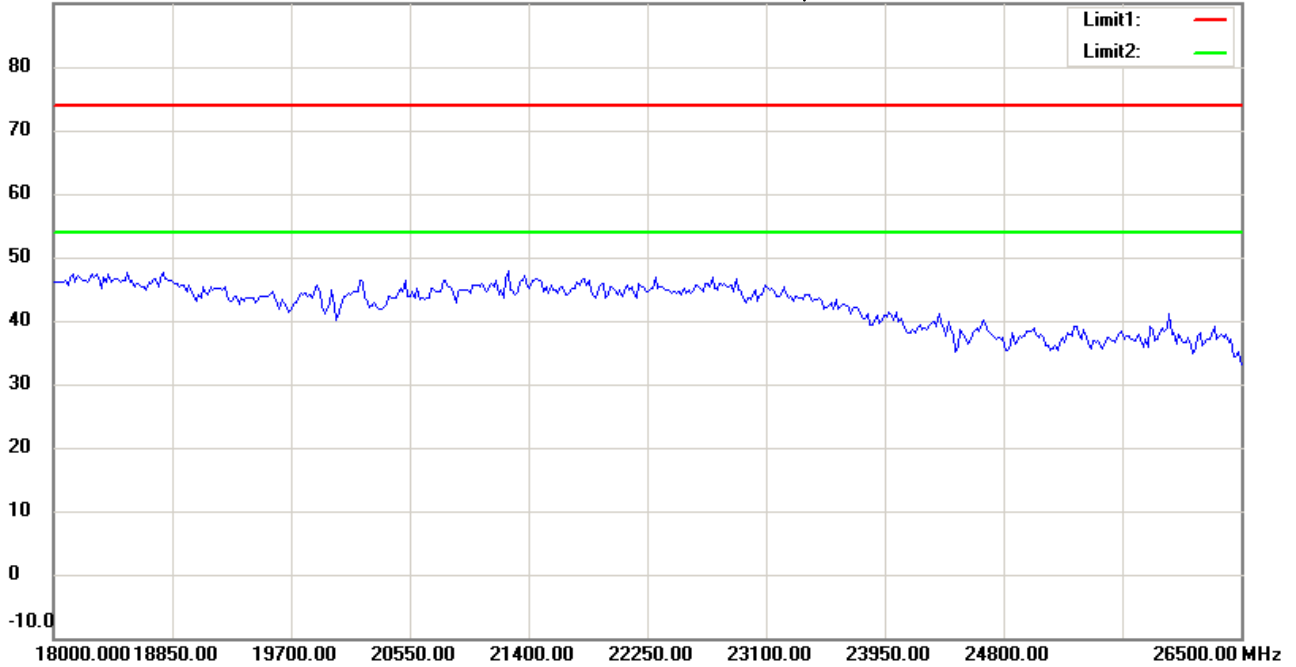
Date: 2016/4/30

Temperature:24 °C

90.0 dBuV/m

Time: 上午 12:13:51

Humidity:60 %



Site : Chamber

Condition : FCC_part 15 RE-Class C_Above 1GHz_PK

EUT : W6M21602-15593

M/N:

Test Mode : TX 2440MHz

Note :

Polarization: *Vertical*

Power : 5 Vd.c.

Distance: 3m

Mk.	Frequency (MHz)	Reading (dBuV)	Detector	Corr. factor (dB/m)	Result (dBuV/m)	Limit (dBuV/m)	Ant.Pos (cm)	Tab.Pos (deg.)	Margin (dB)	Comment
-----	-----------------	----------------	----------	---------------------	-----------------	----------------	--------------	----------------	-------------	---------



Radiated Emission Measurement

Operator: Leon

File :1

Data :#1

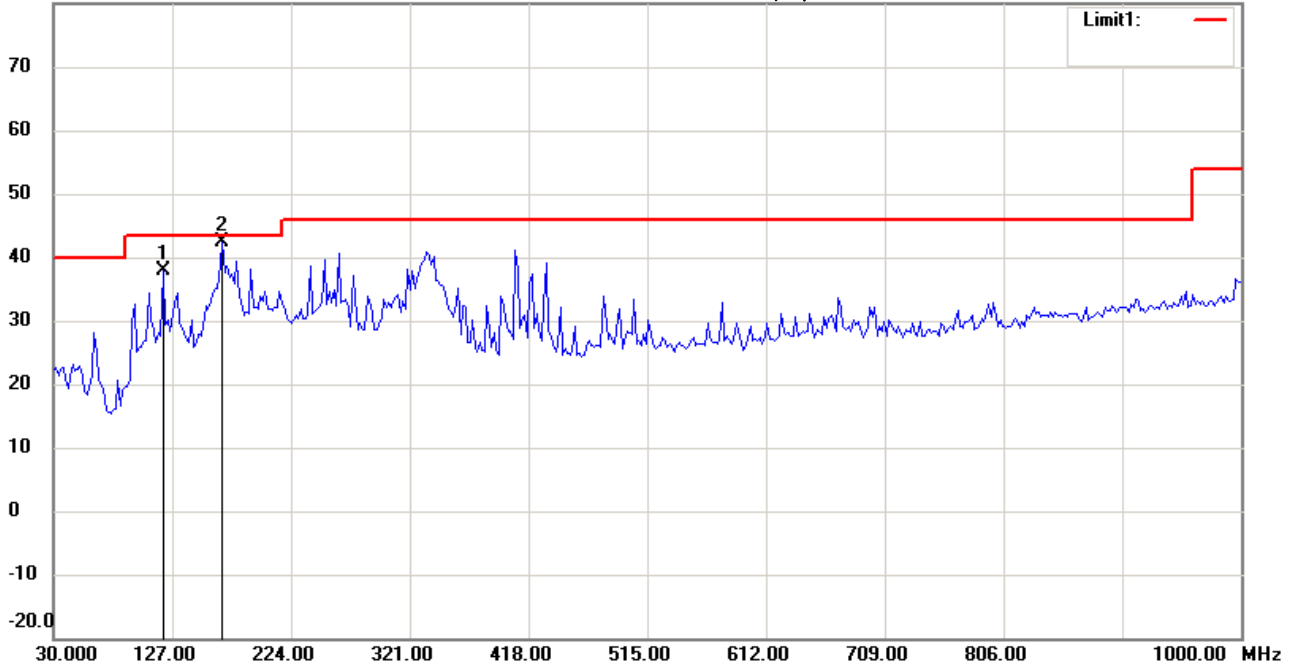
Date: 2016/4/29

Temperature:24 °C

80.0 dBuV/m

Time: 下午 10:09:57

Humidity:60 %



Site : Chamber

Condition : FCC_part 15 RE-Class C_30-1000MHz

EUT : W6M21602-15593

M/N:

Test Mode : TX 2480MHz

Note :

Polarization: *Horizontal*

Power : 5 Vd.c.

Distance: 3m

Mk.	Frequency (MHz)	Reading (dBuV)	Detector	Corr. factor (dB/m)	Result (dBuV/m)	Limit (dBuV/m)	Ant.Pos (cm)	Tab.Pos (deg.)	Margin (dB)	Comment
	119.4188	44.20	peak	-6.32	37.88	43.50	100	60	-5.62	
*	168.0160	52.01	QP	-9.74	42.27	43.50	100	95	-1.23	



Radiated Emission Measurement

Operator: Leon

File :1

Data :#2

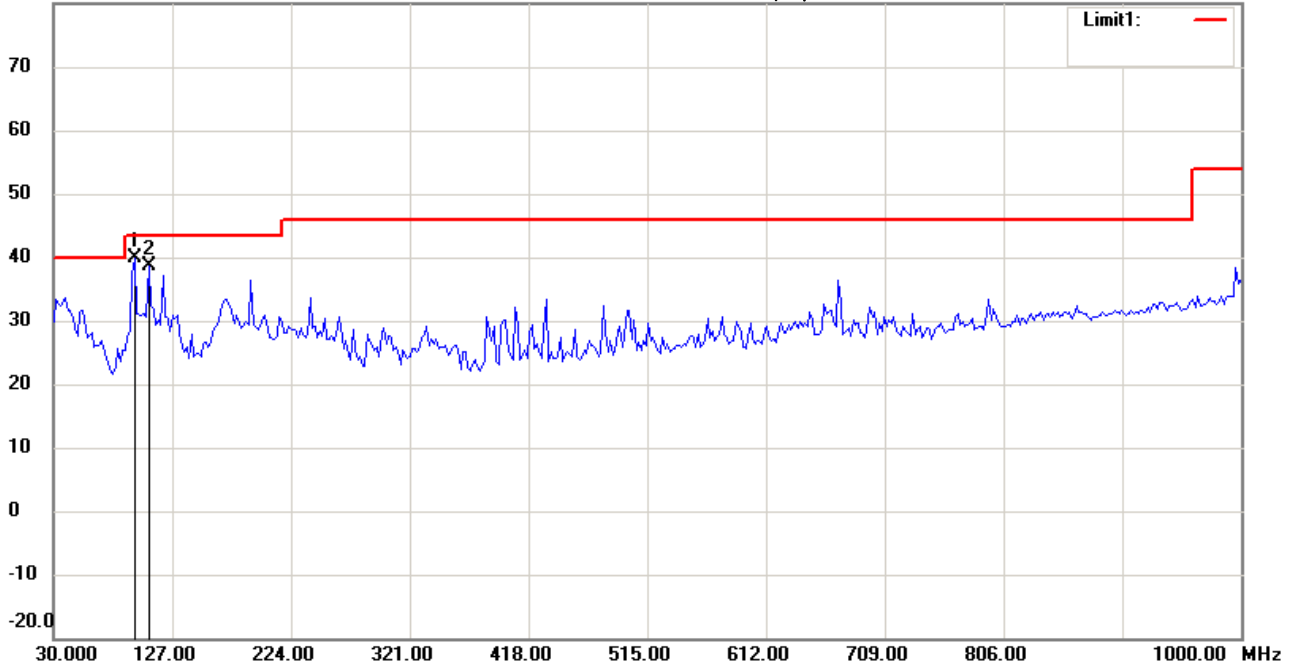
Date: 2016/4/29

Temperature:24 °C

80.0 dBuV/m

Time: 下午 10:10:42

Humidity:60 %



Site : Chamber

Condition : FCC_part 15 RE-Class C_30-1000MHz

Polarization: *Vertical*

EUT : W6M21602-15593

Power : 5 Vd.c.

M/N:

Distance: 3m

Test Mode : TX 2480MHz

Note :

Mk.	Frequency (MHz)	Reading (dBuV)	Detector	Corr. factor (dB/m)	Result (dBuV/m)	Limit (dBuV/m)	Ant.Pos (cm)	Tab.Pos (deg.)	Margin (dB)	Comment
*	96.0922	50.69	peak	-10.89	39.80	43.50	100	25	-3.70	
	107.7555	46.27	peak	-7.53	38.74	43.50	100	160	-4.76	



Radiated Emission Measurement

Operator: Leon

File :3

Data :#1

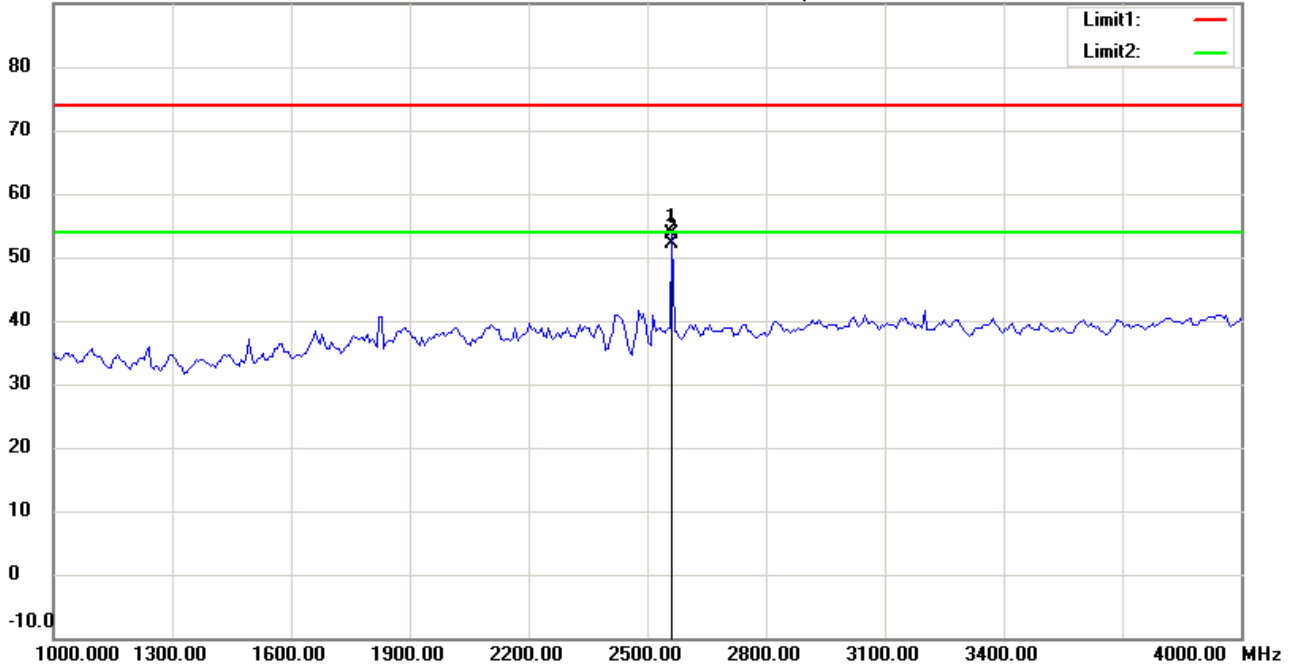
Date: 2016/4/30

Temperature:24 °C

90.0 dBuV/m

Time: 上午 12:23:49

Humidity:60 %



Site : Chamber

Condition : FCC_part 15 RE-Class C_Above 1GHz_PK

Polarization: *Horizontal*

EUT : W6M21602-15593

Power : 5 Vd.c.

M/N:

Distance: 3m

Test Mode : TX 2480MHz

Note :

Mk.	Frequency (MHz)	Reading (dBuV)	Detector	Corr. factor (dB/m)	Result (dBuV/m)	Limit (dBuV/m)	Ant.Pos (cm)	Tab.Pos (deg.)	Margin (dB)	Comment
	2563.126	57.97	peak	-4.36	53.61	74.00	135	265	-20.39	
*	2563.126	56.56	AVG	-4.36	52.20	54.00	135	265	-1.80	



Radiated Emission Measurement

Operator: Leon

File :3

Data :#6

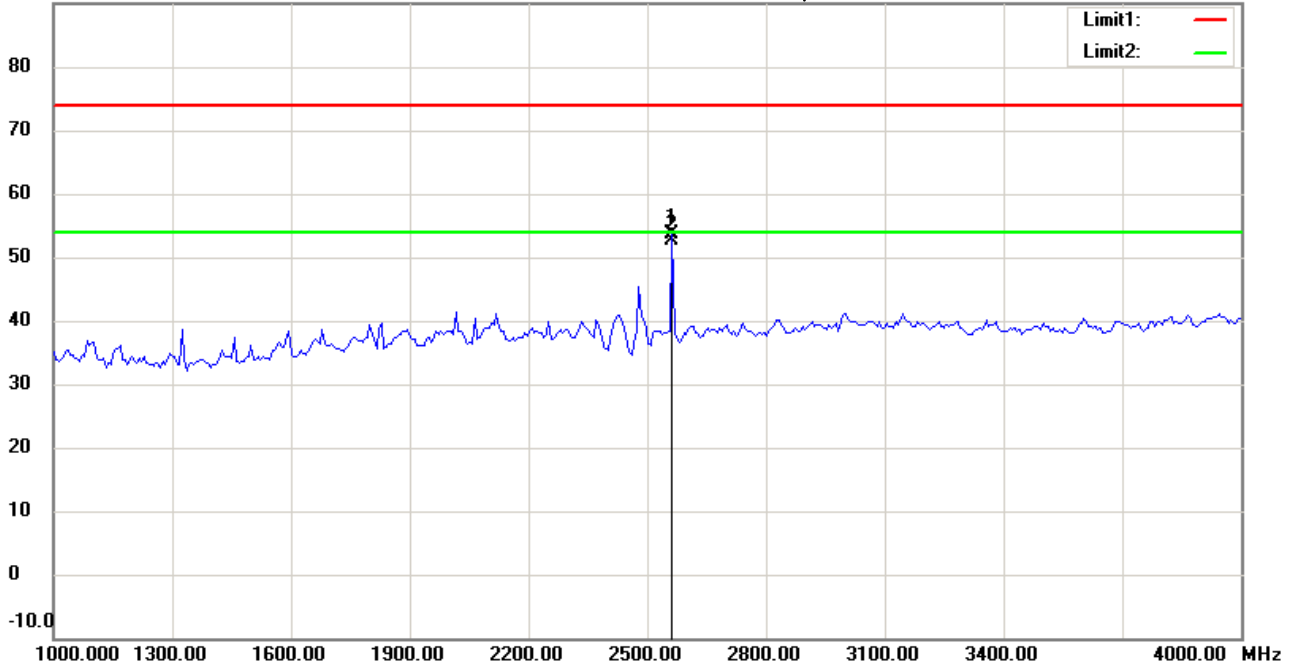
Date: 2016/4/30

Temperature:24 °C

90.0 dBuV/m

Time: 上午 12:26:40

Humidity:60 %



Site : Chamber

Condition : FCC_part 15 RE-Class C_Above 1GHz_PK

Polarization: *Vertical*

EUT : W6M21602-15593

Power : 5 Vd.c.

M/N:

Distance: 3m

Test Mode : TX 2480MHz

Note :

Mk.	Frequency (MHz)	Reading (dBuV)	Detector	Corr. factor (dB/m)	Result (dBuV/m)	Limit (dBuV/m)	Ant.Pos (cm)	Tab.Pos (deg.)	Margin (dB)	Comment
	2563.126	58.11	peak	-4.36	53.75	74.00	100	210	-20.25	
*	2563.126	56.90	AVG	-4.36	52.54	54.00	100	210	-1.46	



Radiated Emission Measurement

Operator: Leon

File :3

Data :#2

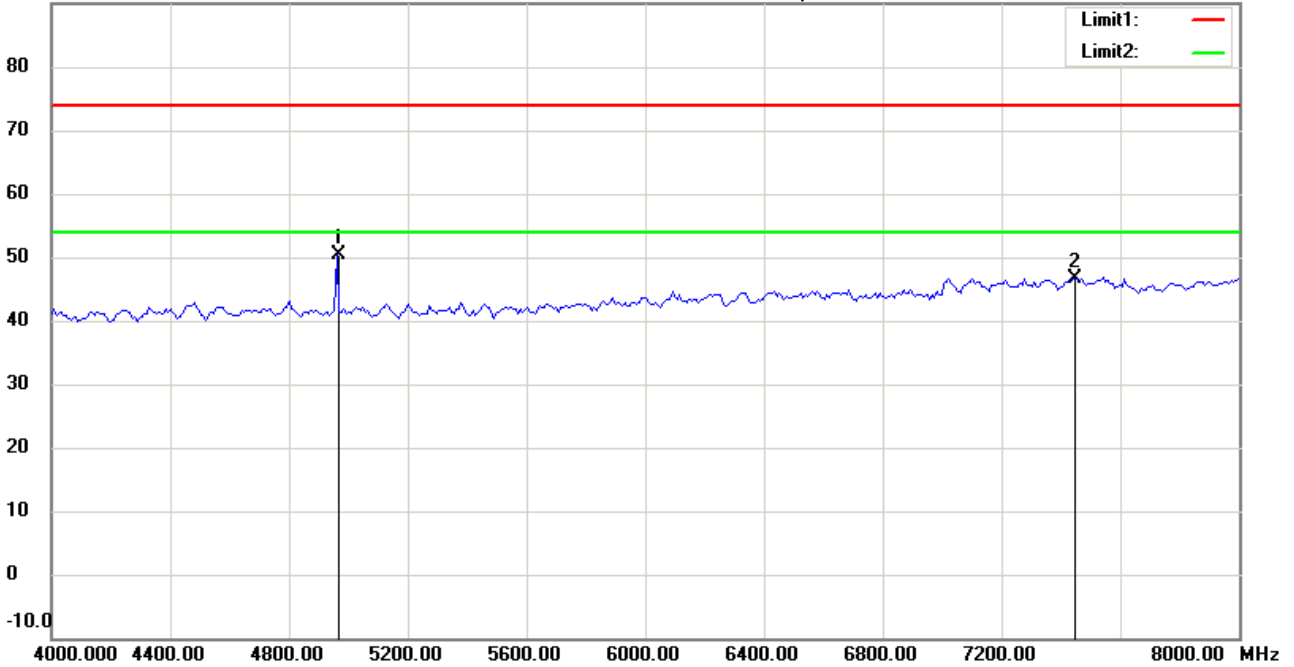
Date: 2016/4/30

Temperature:24 °C

90.0 dBuV/m

Time: 上午 12:24:34

Humidity:60 %



Site : Chamber

Condition : FCC_part 15 RE-Class C_Above 1GHz_PK

Polarization: *Horizontal*

EUT : W6M21602-15593

Power : 5 Vd.c.

M/N:

Distance: 3m

Test Mode : TX 2480MHz

Note :

Mk.	Frequency (MHz)	Reading (dBuV)	Detector	Corr. factor (dB/m)	Result (dBuV/m)	Limit (dBuV/m)	Ant.Pos (cm)	Tab.Pos (deg.)	Margin (dB)	Comment
*	4961.924	50.47	peak	-0.13	50.34	74.00	100	60	-23.66	
	7440.000	41.67	peak	4.89	46.56	74.00	100	195	-27.44	



Radiated Emission Measurement

Operator: Leon

File :3

Data :#7

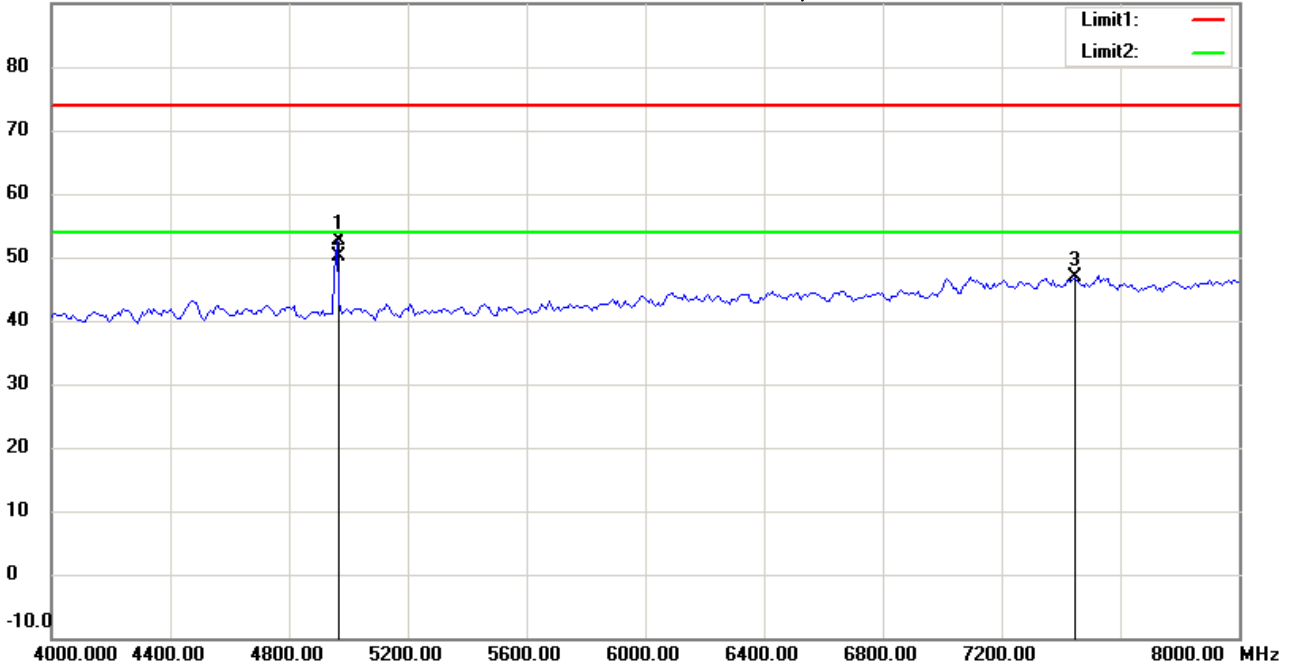
Date: 2016/4/30

Temperature:24 °C

90.0 dBuV/m

Time: 上午 12:27:26

Humidity:60 %



Site : Chamber

Condition : FCC_part 15 RE-Class C_Above 1GHz_PK

Polarization: *Vertical*

EUT : W6M21602-15593

Power : 5 Vd.c.

M/N:

Distance: 3m

Test Mode : TX 2480MHz

Note :

Mk.	Frequency (MHz)	Reading (dBuV)	Detector	Corr. factor (dB/m)	Result (dBuV/m)	Limit (dBuV/m)	Ant.Pos (cm)	Tab.Pos (deg.)	Margin (dB)	Comment
	4961.924	52.79	peak	-0.13	52.66	74.00	100	235	-21.34	
*	4961.924	50.36	AVG	-0.13	50.23	54.00	100	235	-3.77	
	7440.000	41.87	peak	4.89	46.76	74.00	100	90	-27.24	



Radiated Emission Measurement

Operator: Leon

File :3

Data :#3

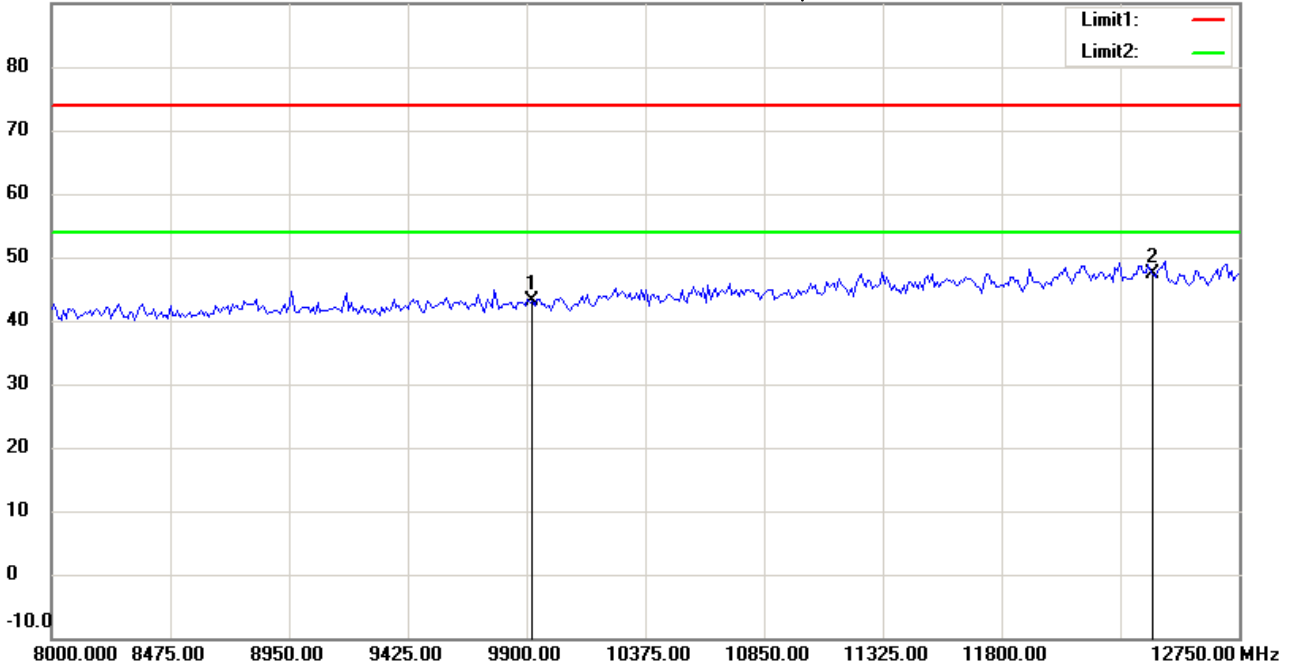
Date: 2016/4/30

Temperature:24 °C

90.0 dBuV/m

Time: 上午 12:24:47

Humidity:60 %



Site : Chamber

Condition : FCC_part 15 RE-Class C_Above 1GHz_PK

Polarization: *Horizontal*

EUT : W6M21602-15593

Power : 5 Vd.c.

M/N:

Distance: 3m

Test Mode : TX 2480MHz

Note :

Mk.	Frequency (MHz)	Reading (dBuV)	Detector	Corr. factor (dB/m)	Result (dBuV/m)	Limit (dBuV/m)	Ant.Pos (cm)	Tab.Pos (deg.)	Margin (dB)	Comment
	9920.000	35.34	peak	7.83	43.17	74.00	100	210	-30.83	
*	12400.000	33.36	peak	13.99	47.35	74.00	100	175	-26.65	



Radiated Emission Measurement

Operator: Leon

File :3

Data :#8

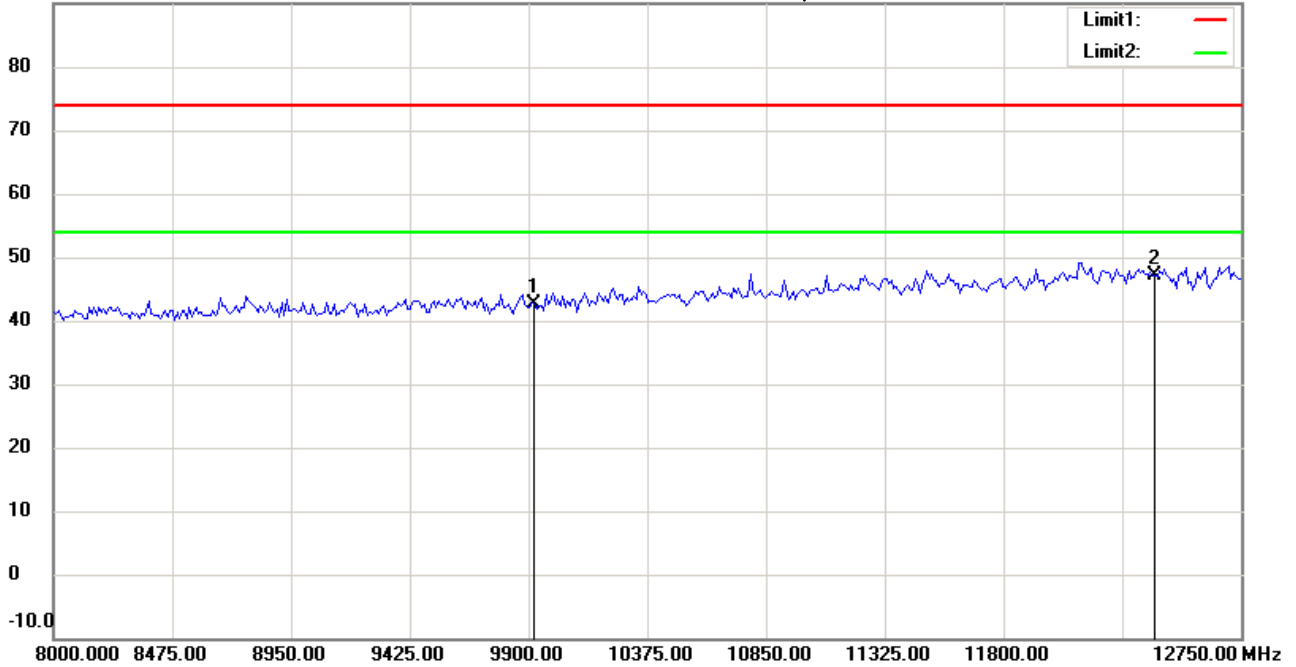
Date: 2016/4/30

Temperature:24 °C

90.0 dBuV/m

Time: 上午 12:27:38

Humidity:60 %



Site : Chamber

Condition : FCC_part 15 RE-Class C_Above 1GHz_PK

Polarization: *Vertical*

EUT : W6M21602-15593

Power : 5 Vd.c.

M/N:

Distance: 3m

Test Mode : TX 2480MHz

Note :

Mk.	Frequency (MHz)	Reading (dBuV)	Detector	Corr. factor (dB/m)	Result (dBuV/m)	Limit (dBuV/m)	Ant.Pos (cm)	Tab.Pos (deg.)	Margin (dB)	Comment
	9920.000	34.73	peak	7.83	42.56	74.00	100	245	-31.44	
*	12400.000	33.18	peak	13.99	47.17	74.00	100	130	-26.83	



Radiated Emission Measurement

Operator: Leon

File :3

Data :#4

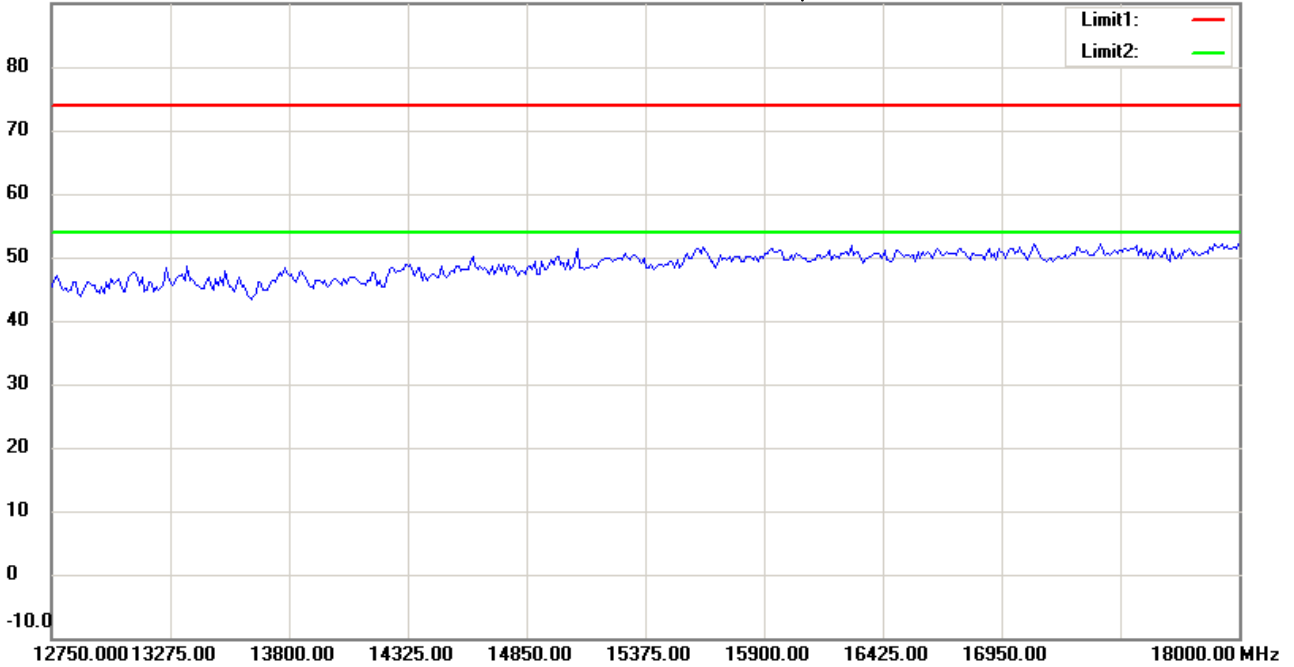
Date: 2016/4/30

Temperature:24 °C

90.0 dBuV/m

Time: 上午 12:25:45

Humidity:60 %



Site : Chamber

Condition : FCC_part 15 RE-Class C_Above 1GHz_PK

Polarization: *Horizontal*

EUT : W6M21602-15593

Power : 5 Vd.c.

M/N:

Distance: 3m

Test Mode : TX 2480MHz

Note :

Mk.	Frequency (MHz)	Reading (dBuV)	Detector	Corr. factor (dB/m)	Result (dBuV/m)	Limit (dBuV/m)	Ant.Pos (cm)	Tab.Pos (deg.)	Margin (dB)	Comment
-----	-----------------	----------------	----------	---------------------	-----------------	----------------	--------------	----------------	-------------	---------



Radiated Emission Measurement

Operator: Leon

File :3

Data :#9

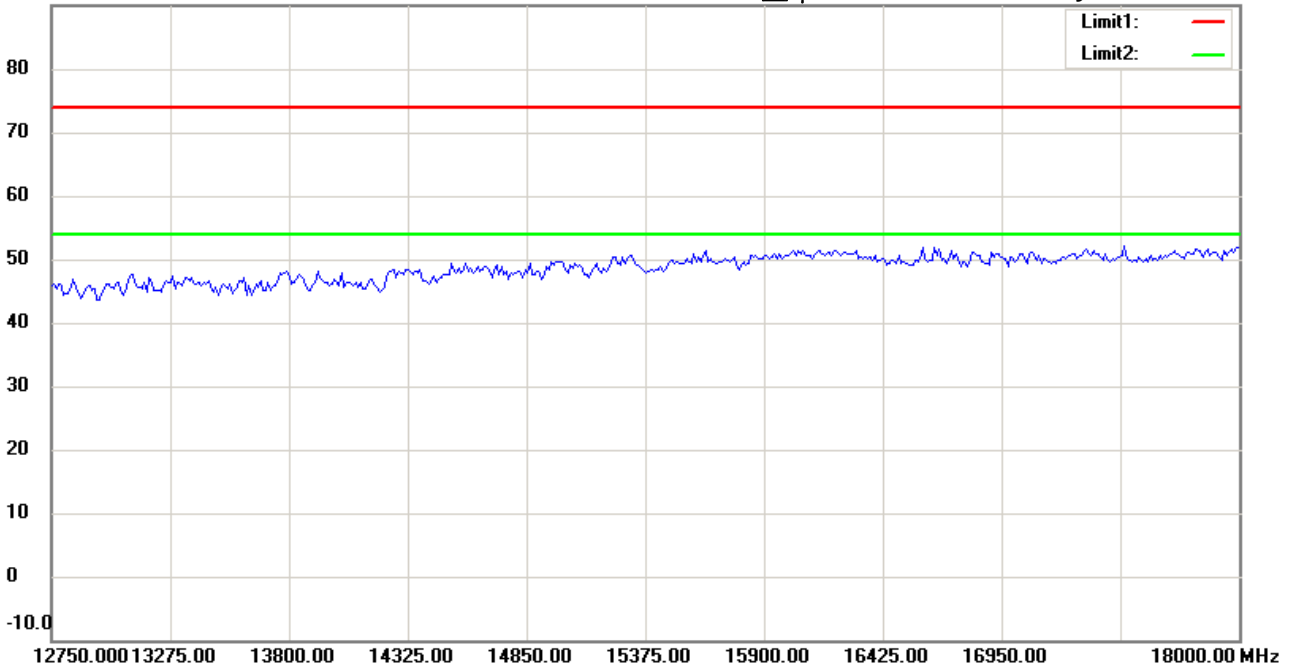
Date: 2016/4/30

Temperature:24 °C

90.0 dBuV/m

Time: 上午 12:28:40

Humidity:60 %



Site : Chamber

Condition : FCC_part 15 RE-Class C_Above 1GHz_PK

Polarization: *Vertical*

EUT : W6M21602-15593

Power : 5 Vd.c.

M/N:

Distance: 3m

Test Mode : TX 2480MHz

Note :

Mk.	Frequency (MHz)	Reading (dBuV)	Detector	Corr. factor (dB/m)	Result (dBuV/m)	Limit (dBuV/m)	Ant.Pos (cm)	Tab.Pos (deg.)	Margin (dB)	Comment
-----	-----------------	----------------	----------	---------------------	-----------------	----------------	--------------	----------------	-------------	---------



Radiated Emission Measurement

Operator: Leon

File :3

Data :#5

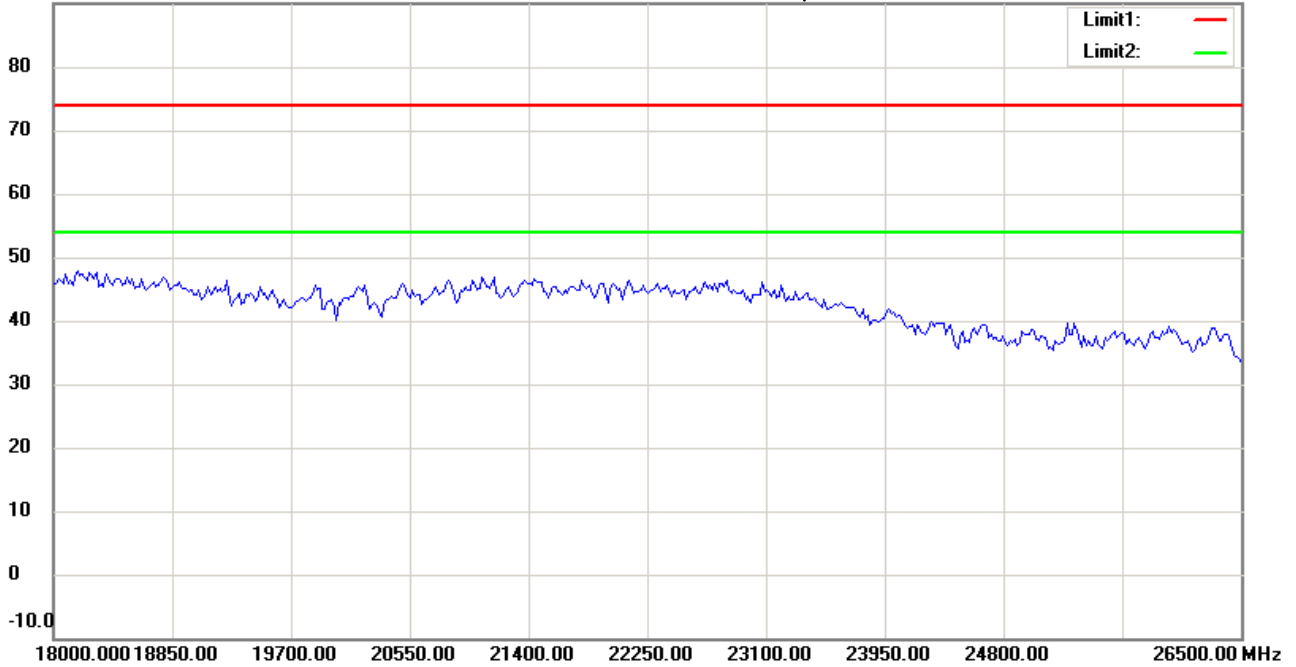
Date: 2016/4/30

Temperature:24 °C

90.0 dBuV/m

Time: 上午 12:25:55

Humidity:60 %



Site : Chamber

Condition : FCC_part 15 RE-Class C_Above 1GHz_PK

EUT : W6M21602-15593

M/N:

Test Mode : TX 2480MHz

Note :

Polarization: *Horizontal*

Power : 5 Vd.c.

Distance: 3m

Mk.	Frequency (MHz)	Reading (dBuV)	Detector	Corr. factor (dB/m)	Result (dBuV/m)	Limit (dBuV/m)	Ant.Pos (cm)	Tab.Pos (deg.)	Margin (dB)	Comment
-----	-----------------	----------------	----------	---------------------	-----------------	----------------	--------------	----------------	-------------	---------



Address:6F.,No.58,Ln 188,Ruey Kuang Rd,Neihu,Taipei
 Tel:+886-2-6606-8877
 Fax:+886-2-6606-8875

Radiated Emission Measurement

Operator: Leon

File :3

Data :#10

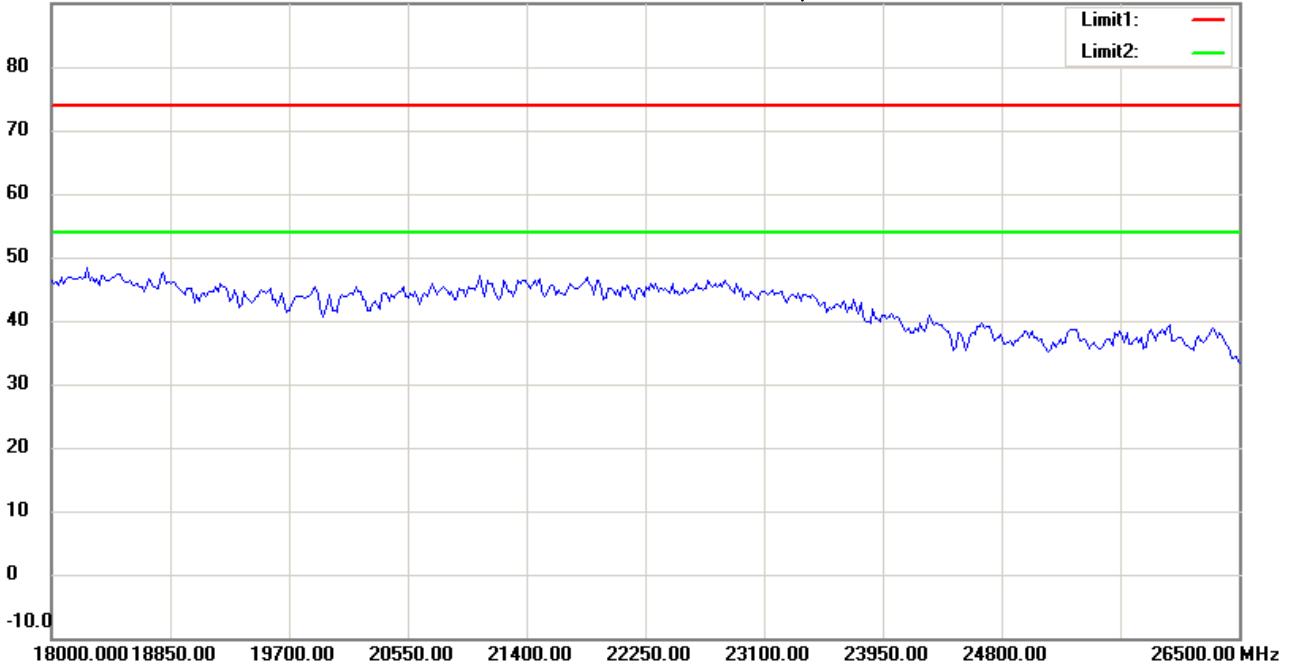
Date: 2016/4/30

Temperature:24 °C

90.0 dBuV/m

Time: 上午 12:28:50

Humidity:60 %



Site : Chamber

Condition : FCC_part 15 RE-Class C_Above 1GHz_PK

EUT : W6M21602-15593

M/N:

Test Mode : TX 2480MHz

Note :

Polarization: *Vertical*

Power : 5 Vd.c.

Distance: 3m

Mk.	Frequency (MHz)	Reading (dBuV)	Detector	Corr. factor (dB/m)	Result (dBuV/m)	Limit (dBuV/m)	Ant.Pos (cm)	Tab.Pos (deg.)	Margin (dB)	Comment
-----	-----------------	----------------	----------	---------------------	-----------------	----------------	--------------	----------------	-------------	---------

*:Maximum data x:Over limit !:over margin