



# FCC RF Test Report

**APPLICANT** : Shanghai Sunmi Science and Technology Ltd.  
**EQUIPMENT** : Wireless data POS System  
**BRAND NAME** : SUNMI  
**MODEL NAME** : V1  
**FCC ID** : 2AH25V1  
**STANDARD** : FCC Part 15 Subpart C §15.247  
**CLASSIFICATION** : (DTS) Digital Transmission System

The product was received on Mar. 04, 2016 and testing was completed on Jun. 14, 2016. We, SPORTON INTERNATIONAL (KUNSHAN) INC., would like to declare that the tested sample has been evaluated in accordance with the test procedures and has been in compliance with the applicable technical standards.

The test results in this report apply exclusively to the tested model / sample. Without written approval of SPORTON INTERNATIONAL (KUNSHAN) INC., the test report shall not be reproduced except in full.

Prepared by: James Huang / Manager

Approved by: Jones Tsai / Manager



**SPORTON INTERNATIONAL (KUNSHAN) INC.**  
**No. 3-2, PingXiang Road, Kunshan, Jiangsu Province, P. R. China**



# TABLE OF CONTENTS

**REVISION HISTORY..... 3**

**SUMMARY OF TEST RESULT ..... 4**

**1 GENERAL DESCRIPTION ..... 5**

    1.1 Applicant ..... 5

    1.2 Manufacturer ..... 5

    1.3 Product Feature of Equipment Under Test..... 5

    1.4 Product Specification of Equipment Under Test..... 6

    1.5 Modification of EUT ..... 6

    1.6 Testing Location ..... 6

    1.7 Applicable Standards ..... 7

**2 TEST CONFIGURATION OF EQUIPMENT UNDER TEST ..... 8**

    2.1 Carrier Frequency Channel ..... 8

    2.2 Pre-Scanned RF Power ..... 9

    2.3 Test Mode ..... 10

    2.4 Connection Diagram of Test System ..... 11

    2.5 Support Unit used in test configuration and system ..... 12

    2.6 EUT Operation Test Setup ..... 12

    2.7 Measurement Results Explanation Example ..... 13

**3 TEST RESULT ..... 14**

    3.1 6dB Bandwidth Measurement ..... 14

    3.2 Output Power Measurement ..... 16

    3.3 Power Spectral Density Measurement ..... 18

    3.4 Conducted Band Edges and Spurious Emission Measurement ..... 20

    3.5 Radiated Band Edges and Spurious Emission Measurement ..... 30

    3.6 AC Conducted Emission Measurement ..... 34

    3.7 Antenna Requirements ..... 38

**4 LIST OF MEASURING EQUIPMENT ..... 39**

**5 UNCERTAINTY OF EVALUATION ..... 40**

**APPENDIX A. CONDUCTED TEST RESULTS**

**APPENDIX B. RADIATED TEST RESULTS**

**APPENDIX C. DUTY CYCLE PLOTS**

**APPENDIX D. SETUP PHOTOGRAPHS**





### SUMMARY OF TEST RESULT

| Report Section | FCC Rule           | Description  | Limit                          | Result | Remark                              |
|----------------|--------------------|--|--------------------------------|--------|-------------------------------------|
| 3.1            | 15.247(a)(2)       | 6dB Bandwidth                                      | $\geq 0.5\text{MHz}$           | Pass   | -                                   |
| 3.2            | 15.247(b)          | Power Output Measurement                           | $\leq 30\text{dBm}$            | Pass   | -                                   |
| 3.3            | 15.247(e)          | Power Spectral Density                             | $\leq 8\text{dBm}/3\text{kHz}$ | Pass   | -                                   |
| 3.4            | 15.247(d)          | Conducted Band Edges                               | $\leq 20\text{dBc}$            | Pass   | -                                   |
|                |                    | Conducted Spurious Emission                        |                                | Pass   | -                                   |
| 3.5            | 15.247(d)          | Radiated Band Edges and Radiated Spurious Emission | 15.209(a) & 15.247(d)          | Pass   | Under limit 2.44 dB at 2390.000 MHz |
| 3.6            | 15.207             | AC Conducted Emission                              | 15.207(a)                      | Pass   | Under limit 9.46 dB at 0.460 MHz    |
| 3.7            | 15.203 & 15.247(b) | Antenna Requirement                                | N/A                            | Pass   | -                                   |



# 1 General Description

## 1.1 Applicant

**Shanghai Sunmi Science and Technology Ltd.**

Room 505, KIC Plaza, No.388 Song Hu Road, Yang Pu District, Shanghai, China

## 1.2 Manufacturer

**Shanghai Longcheer Technology Co., Ltd.**

Building 1, No.401, Caobao Rd., Xuhui District, Shanghai, P.R.China

## 1.3 Product Feature of Equipment Under Test

| Product Feature                        |   |
|--|---|
| <b>Equipment</b>                       | Wireless data POS System  |
| <b>Brand Name</b>                      | SUNMI   |
| <b>Model Name</b>                      | V1  |
| <b>FCC ID</b>                          | 2AH25V1   |
| <b>EUT supports Radios application</b> | GPRS/EGPRS<br>WCDMA/HSPA/HSPA+(16QAM uplink is not supported)<br>WLAN2.4GHz 802.11b/g/n HT20<br>Bluetooth v3.0+ EDR/Bluetooth v4.0 LE |
| <b>IMEI Code</b>                       | Conducted:861017030014957<br>Radiation:NA<br>Conduction:NA  |
| <b>HW Version</b>                      | LWDM590D  |
| <b>SW Version</b>                      | LWDJ601   |
| <b>EUT Stage</b>                       | Identical Prototype   |

**Remark:** The above EUT's information was declared by manufacturer. Please refer to the specifications or user's manual for more detailed description.



### 1.4 Product Specification of Equipment Under Test

| Standards-related Product Specification |   |
|---|---|
| Tx/Rx Channel Frequency Range           | 802.11b/g/n : 2412 MHz ~ 2462 MHz   |
| Maximum (Peak) Output Power to Antenna  | 802.11b : 20.53 dBm (0.1130 W)<br>802.11g : 22.66 dBm (0.1845 W)<br>802.11n HT20 : 22.46 dBm (0.1762 W) |
| Antenna Type                            | 802.11b/g/n : PIFA Antenna with gain -4 dBi   |
| Type of Modulation                      | 802.11b : DSSS (DBPSK / DQPSK / CCK)<br>802.11g/n : OFDM (BPSK / QPSK / 16QAM / 64QAM)                  |

### 1.5 Modification of EUT

No modifications are made to the EUT during all test items.

### 1.6 Testing Location

|                    |   |  |  |
|--------------------|---|--|--|
| Test Site          | SPORTON INTERNATIONAL (SHENZHEN) INC.   |  |  |
| Test Site Location | 1F & 2F, Building A, Morning Business Center, No. 4003 ShiGu Rd., Xili Town, Nanshan District, Shenzhen, Guangdong, P. R. China<br>TEL: +86-755-8637-9589<br>FAX: +86-755-8637-9595 |  |  |
| Test Site No.      | Sporton Site No.  |  |  |
|                    | TH01-SZ   |  |  |

|                    |   |         |                      |
|--------------------|---|---------|----------------------|
| Test Site          | SPORTON INTERNATIONAL (KUNSHAN) INC.  |         |                      |
| Test Site Location | No. 3-2, PingXiang Road, Kunshan, Jiangsu Province, P. R. China<br>TEL: +86-0512-5790-0158<br>FAX: +86-0512-5790-0958 |         |                      |
| Test Site No.      | Sporton Site No.  |         | FCC Registration No. |
|                    | 03CH03-KS   | CO01-KS | 306251               |

Note: The test site complies with ANSI C63.4 2014 requirement.



## 1.7 Applicable Standards

According to the specifications of the manufacturer, the EUT must comply with the requirements of the following standards:

- ♦ FCC Part 15 Subpart C §15.247
- ♦ FCC KDB Publication No. 558074 D01 DTS Meas. Guidance v03r05
- ♦ ANSI C63.10-2013

### **Remark:**

1. All test items were verified and recorded according to the standards and without any deviation during the test.
2. This EUT has also been tested and complied with the requirements of FCC Part 15, Subpart B, recorded in a separate test report.



## 2 Test Configuration of Equipment Under Test

The EUT has been associated with peripherals and configuration operated in a manner tended to maximize its emission characteristics in a typical application. Frequency range investigated: conducted emission (150 kHz to 30 MHz) and radiated emission (9 kHz to the 10th harmonic of the highest fundamental frequency or to 40 GHz, whichever is lower). For radiated measurement, pre-scanned in three orthogonal panels, X, Y, Z. The worst cases (Y plane) were recorded in this report.

The final configuration from all the combinations and the worst-case data rates were investigated by measuring the maximum power across all the data rates and modulation modes under section 2.2.

Based on the worst configuration found above, the RF power setting is set individually to meet FCC compliance limit for the final conducted and radiated tests shown in section 2.3.

### 2.1 Carrier Frequency Channel

| Frequency Band  | Channel | Freq. (MHz) | Channel | Freq. (MHz) |
|-----------------|---------|-------------|---------|-------------|
| 2400-2483.5 MHz | 1       | 2412        | 7       | 2442        |
|                 | 2       | 2417        | 8       | 2447        |
|                 | 3       | 2422        | 9       | 2452        |
|                 | 4       | 2427        | 10      | 2457        |
|                 | 5       | 2432        | 11      | 2462        |
|                 | 6       | 2437        | -       | -           |





## 2.2 Pre-Scanned RF Power

Preliminary tests were performed in different data rate and data rate associated with the highest power were chosen for full test shown in the following tables.

| 2.4GHz 802.11b RF Output Power (dBm) |                 |           |                     |       |         |        |
|--------------------------------------|-----------------|-----------|---------------------|-------|---------|--------|
| Power vs. Channel                    |                 |           | Power vs. Data Rate |       |         |        |
| Channel                              | Frequency (MHz) | Data Rate | Channel             | 2Mbps | 5.5Mbps | 11Mbps |
|                                      |                 | 1Mbps     |                     |       |         |        |
| CH 01                                | 2412            | 20.53     | CH 01               | 20.52 | 20.45   | 20.47  |
| CH 06                                | 2437            | 20.17     |                     |       |         |        |
| CH 11                                | 2462            | 20.43     |                     |       |         |        |

| 2.4GHz 802.11g RF Output Power (dBm) |                 |           |                     |       |        |        |        |        |        |        |
|--------------------------------------|-----------------|-----------|---------------------|-------|--------|--------|--------|--------|--------|--------|
| Power vs. Channel                    |                 |           | Power vs. Data Rate |       |        |        |        |        |        |        |
| Channel                              | Frequency (MHz) | Data Rate | Channel             | 9Mbps | 12Mbps | 18Mbps | 24Mbps | 36Mbps | 48Mbps | 54Mbps |
|                                      |                 | 6Mbps     |                     |       |        |        |        |        |        |        |
| CH 01                                | 2412            | 22.66     | CH 01               | 22.61 | 22.62  | 22.59  | 22.57  | 22.55  | 22.65  | 22.63  |
| CH 06                                | 2437            | 22.57     |                     |       |        |        |        |        |        |        |
| CH 11                                | 2462            | 22.48     |                     |       |        |        |        |        |        |        |

| 2.4GHz 802.11n HT20 RF Output Power (dBm) |                 |           |                     |       |       |       |       |       |       |       |
|---|-----------------|-----------|---------------------|-------|-------|-------|-------|-------|-------|-------|
| Power vs. Channel                         |                 |           | Power vs. MCS Index |       |       |       |       |       |       |       |
| Channel                                   | Frequency (MHz) | MCS Index | Channel             | MCS1  | MCS2  | MCS3  | MCS4  | MCS5  | MCS6  | MCS7  |
|   |                 | MCS0      |                     |       |       |       |       |       |       |       |
| CH 01                                     | 2412            | 22.46     | CH 01               | 22.41 | 22.38 | 22.37 | 22.41 | 22.44 | 22.45 | 22.42 |
| CH 06                                     | 2437            | 22.30     |                     |       |       |       |       |       |       |       |
| CH 11                                     | 2462            | 22.41     |                     |       |       |       |       |       |       |       |



## 2.3 Test Mode

Final test mode of conducted test items and radiated spurious emissions are considering the modulation and worse data rates from the power table described in section 2.2.

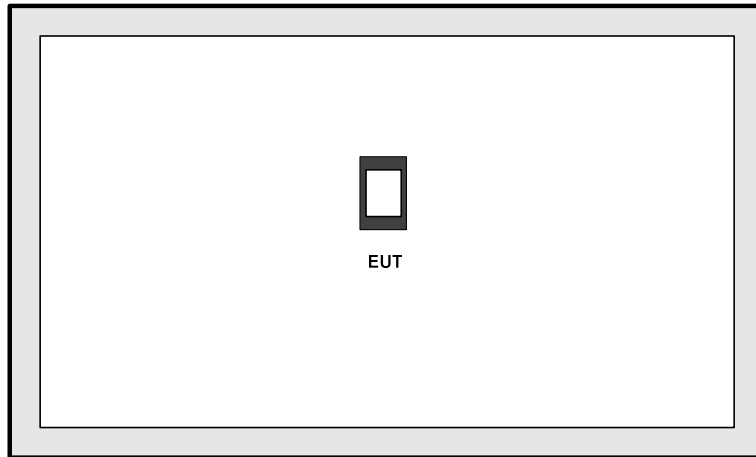
<2.4GHz>

| Modulation   | Data Rate |
|--------------|-----------|
| 802.11b      | 1 Mbps    |
| 802.11g      | 6 Mbps    |
| 802.11n HT20 | MCS0      |

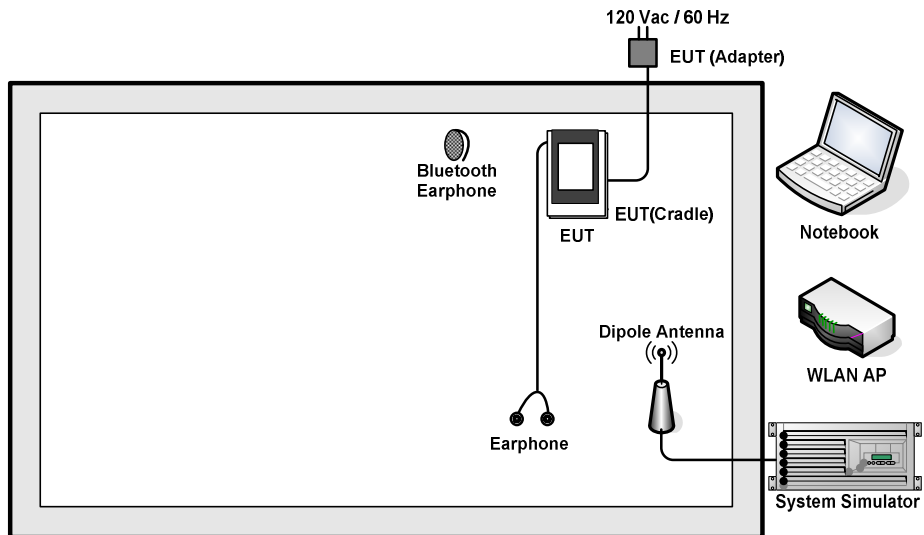
| Test Cases            |   |
|-----------------------|---|
| AC Conducted Emission | Mode 1 : GPRS850 Idle + Bluetooth Link + WLAN Link + Earphone + Adapter with Cradle |

## 2.4 Connection Diagram of Test System

<WLAN Tx Mode>



<AC Conducted Emission Mode>





## 2.5 Support Unit used in test configuration and system

| Item | Equipment          | Trade Name | Model Name | FCC ID         | Data Cable       | Power Cord   |
|------|--------------------|------------|------------|----------------|------------------|--|
| 1.   | System Simulator   | Anritus    | MT8820C    | N/A            | N/A              | Unshielded, 1.8 m  |
| 2.   | WLAN AP            | LINKSYS    | WRT600N    | Q87-WRT600NV11 | N/A              | Unshielded, 1.8 m  |
| 3.   | Notebook           | Lenovo     | G480       | N/A            | N/A              | AC I/P:<br>Unshielded, 1.8 m<br>DC O/P:<br>Shielded, 1.8 m |
| 4.   | Bluetooth Earphone | Nokia      | BH-106     | QTLBH-106      | Unshielded,0.5 m | N/A  |
| 5.   | Earphone           | Lenovo     | LH102      | N/A            | Unshielded,1.2m  | N/A  |

## 2.6 EUT Operation Test Setup

For WLAN function, the engineering test program was provided and enabled to make EUT continuous transmit/receive.

For AC power line conducted emissions, the EUT was set to connect with the WLAN AP under large package sizes transmission.



## 2.7 Measurement Results Explanation Example

For all conducted test items:

The offset level is set in the spectrum analyzer to compensate the RF cable loss and attenuator factor between EUT conducted output port and spectrum analyzer. With the offset compensation, the spectrum analyzer reading level is exactly the EUT RF output level.

Example :

The spectrum analyzer offset is derived from RF cable loss and attenuator factor.

*Offset = RF cable loss + attenuator factor.*

Following shows an offset computation example with cable loss 5 dB and 10dB attenuator.

$$\begin{aligned} \text{Offset(dB)} &= \text{RF cable loss(dB)} + \text{attenuator factor(dB)}. \\ &= 5 + 10 = 15 \text{ (dB)} \end{aligned}$$

### 3 Test Result

#### 3.1 6dB Bandwidth Measurement

##### 3.1.1 Limit of 6dB Bandwidth

The minimum 6 dB bandwidth shall be at least 500 kHz.

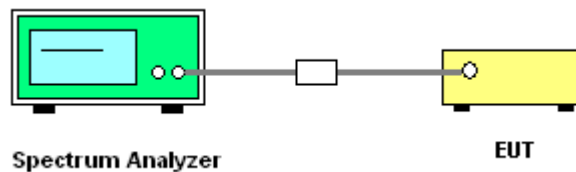
##### 3.1.2 Measuring Instruments

The measuring equipment is listed in the section 4 of this test report.

##### 3.1.3 Test Procedures

1. The testing follows FCC KDB Publication No. 558074 DTS D01 Meas. Guidance v03r05.
2. The RF output of EUT was connected to the spectrum analyzer by RF cable and attenuator. The path loss was compensated to the results for each measurement.
3. Set to the maximum power setting and enable the EUT transmit continuously.
4. Make the measurement with the spectrum analyzer's resolution bandwidth (RBW) = 100 kHz. Set the Video bandwidth (VBW) = 300 kHz. In order to make an accurate measurement. The 6 dB bandwidth must be greater than 500 kHz.
5. Measure and record the results in the test report.

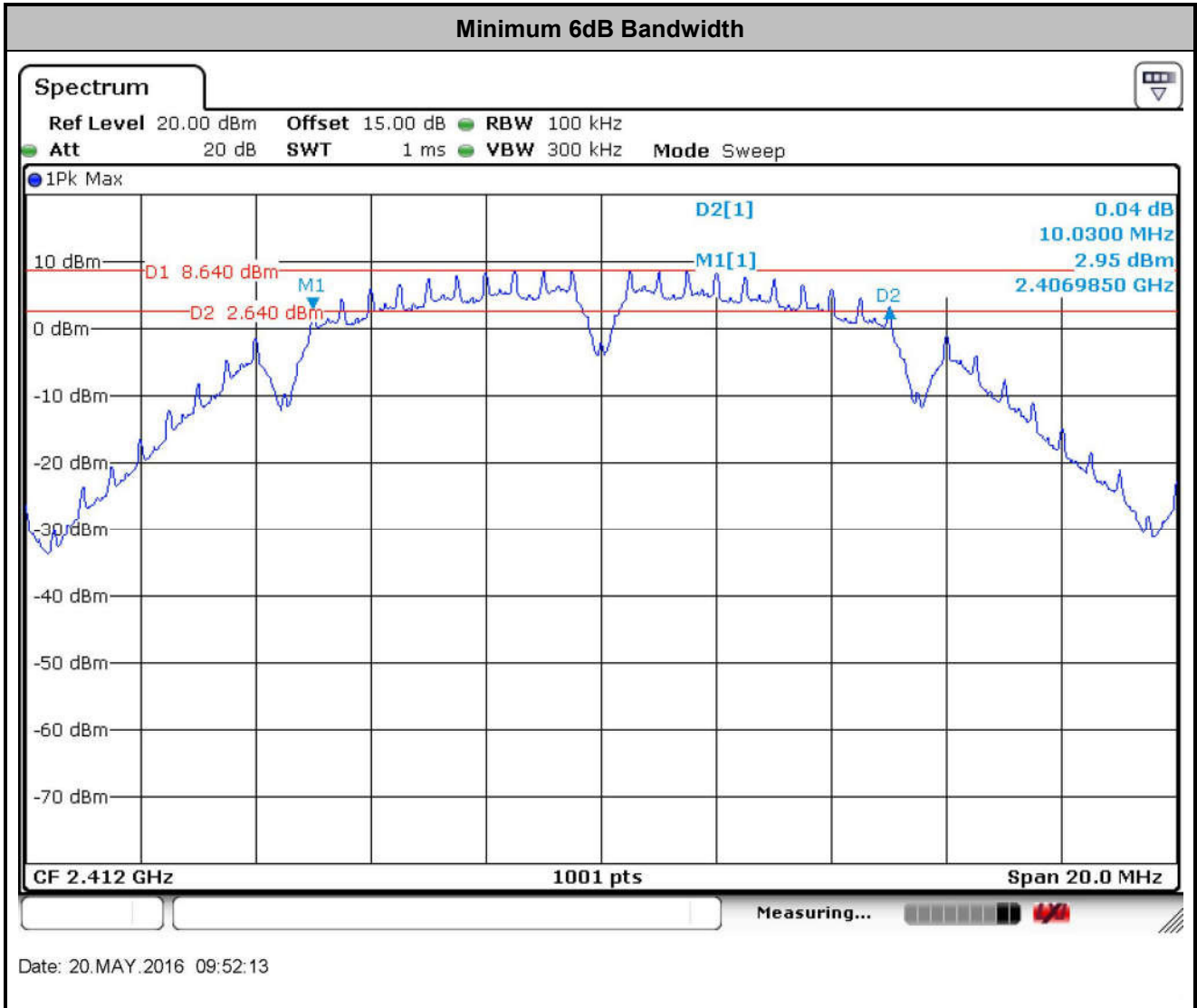
##### 3.1.4 Test Setup





### 3.1.5 Test Result of 6dB Bandwidth

Please refer to Appendix A of this test report.



## 3.2 Output Power Measurement

### 3.2.1 Limit of Output Power

For systems using digital modulation in the 2400-2483.5MHz, the limit for peak output power is 30dBm. If transmitting Antenna of directional gain greater than 6dBi are used the peak output power from the intentional radiator shall be reduced below the above stated value by the amount in dB that the directional gain of the Antenna exceeds 6 dBi. In case of point-to-point operation, the limit has to be reduced by 1dB for every 3dB that the directional gain of the Antenna exceeds 6dBi.

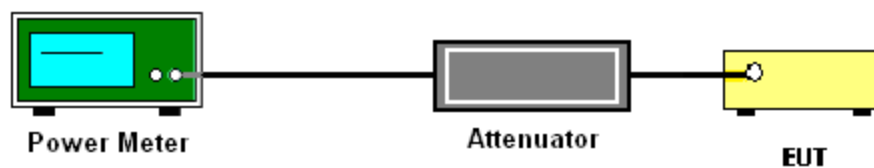
### 3.2.2 Measuring Instruments

The measuring equipment is listed in the section 4 of this test report.

### 3.2.3 Test Procedures

1. The testing follows the Measurement Procedure of FCC KDB No. 558074 DTS D01 Meas. Guidance v03r05 section 9.1.2 PKPM1 Peak power meter method.
2. The RF output of EUT was connected to the power meter by RF cable and attenuator. The path loss was compensated to the results for each measurement.
3. Set to the maximum power setting and enable the EUT transmit continuously.
4. Measure the conducted output power and record the results in the test report.

### 3.2.4 Test Setup







### **3.2.5 Test Result of Peak Output Power**

Please refer to Appendix A of this test report.

### **3.2.6 Test Result of Average output Power (Reporting Only)**

Please refer to Appendix A of this test report.

### 3.3 Power Spectral Density Measurement

#### 3.3.1 Limit of Power Spectral Density

The peak power spectral density shall not be greater than 8dBm in any 3kHz band at any time interval of continuous transmission.

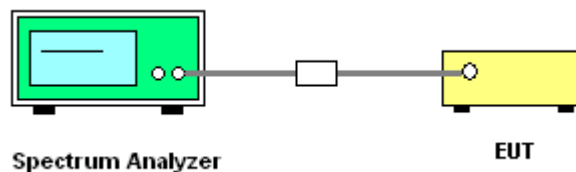
#### 3.3.2 Measuring Instruments

The measuring equipment is listed in the section 4 of this test report.

#### 3.3.3 Test Procedures

1. The testing follows Measurement Procedure 10.2 Method PKPSD of FCC KDB Publication No. 558074 D01 DTS Meas. Guidance v03r05
2. The RF output of EUT was connected to the spectrum analyzer by RF cable and attenuator. The path loss was compensated to the results for each measurement.
3. Set to the maximum power setting and enable the EUT transmit continuously.
4. Make the measurement with the spectrum analyzer's resolution bandwidth (RBW) = 3 kHz. Video bandwidth VBW = 10 kHz In order to make an accurate measurement, set the span to 1.5 times DTS Channel Bandwidth. (6dB BW)
5. Detector = peak, Sweep time = auto couple, Trace mode = max hold, Allow trace to fully stabilize. Use the peak marker function to determine the maximum power level.
6. Measure and record the results in the test report.

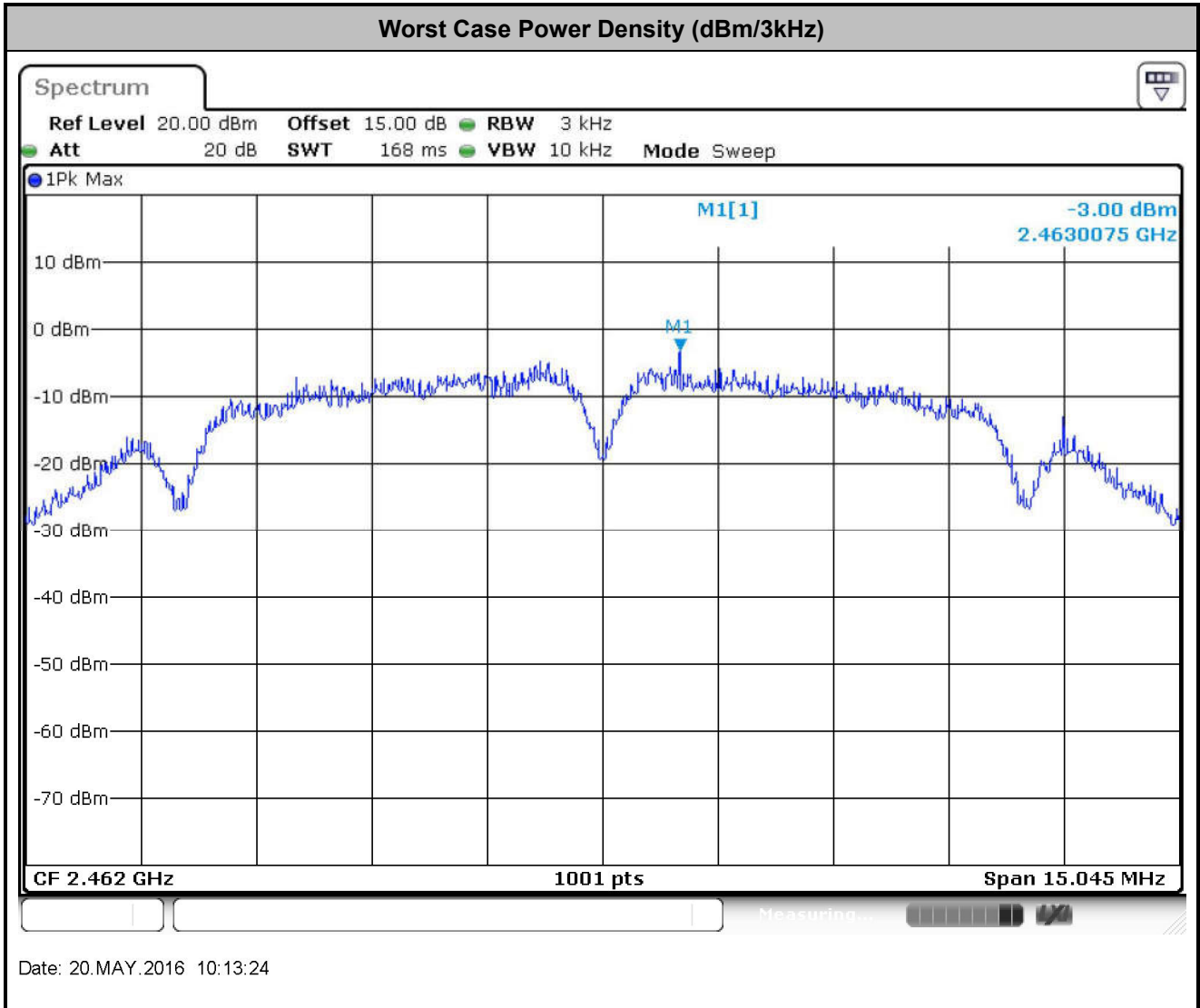
#### 3.3.4 Test Setup





### 3.3.5 Test Result of Power Spectral Density

Please refer to Appendix A of this test report.



## 3.4 Conducted Band Edges and Spurious Emission Measurement

### 3.4.1 Limit of Conducted Band Edges and Spurious Emission Measurement

In any 100 kHz bandwidth outside of the authorized frequency band, the emissions which fall in the non-restricted bands shall be attenuated at least 20 dB / 30dB relative to the maximum PSD level in 100 kHz by RF conducted measurement and radiated emissions which fall in the restricted bands, as defined in Section 15.205(a), must also comply with the radiated emission limits specified in Section 15.209(a).

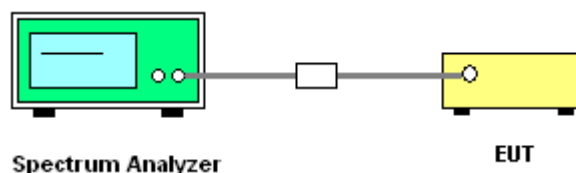
### 3.4.2 Measuring Instruments

The measuring equipment is listed in the section 4 of this test report.

### 3.4.3 Test Procedures

1. The testing follows FCC KDB Publication No. 558074 D01 DTS Meas. Guidance v03r05.
2. The RF output of EUT was connected to the spectrum analyzer by RF cable and attenuator. The path loss was compensated to the results for each measurement.
3. Set to the maximum power setting and enable the EUT transmit continuously.
4. Set RBW = 100 kHz, VBW=300 kHz, Peak Detector. Unwanted Emissions measured in any 100 kHz bandwidth outside of the authorized frequency band shall be attenuated by at least 20 dB relative to the maximum in-band peak PSD level in 100 kHz when maximum peak conducted output power procedure is used. If the transmitter complies with the conducted power limits based on the use of RMS averaging over a time interval, the attenuation required under this paragraph shall be 30 dB instead of 20 dB per 15.247(d).
5. Measure and record the results in the test report.
6. The RF fundamental frequency should be excluded against the limit line in the operating frequency band.

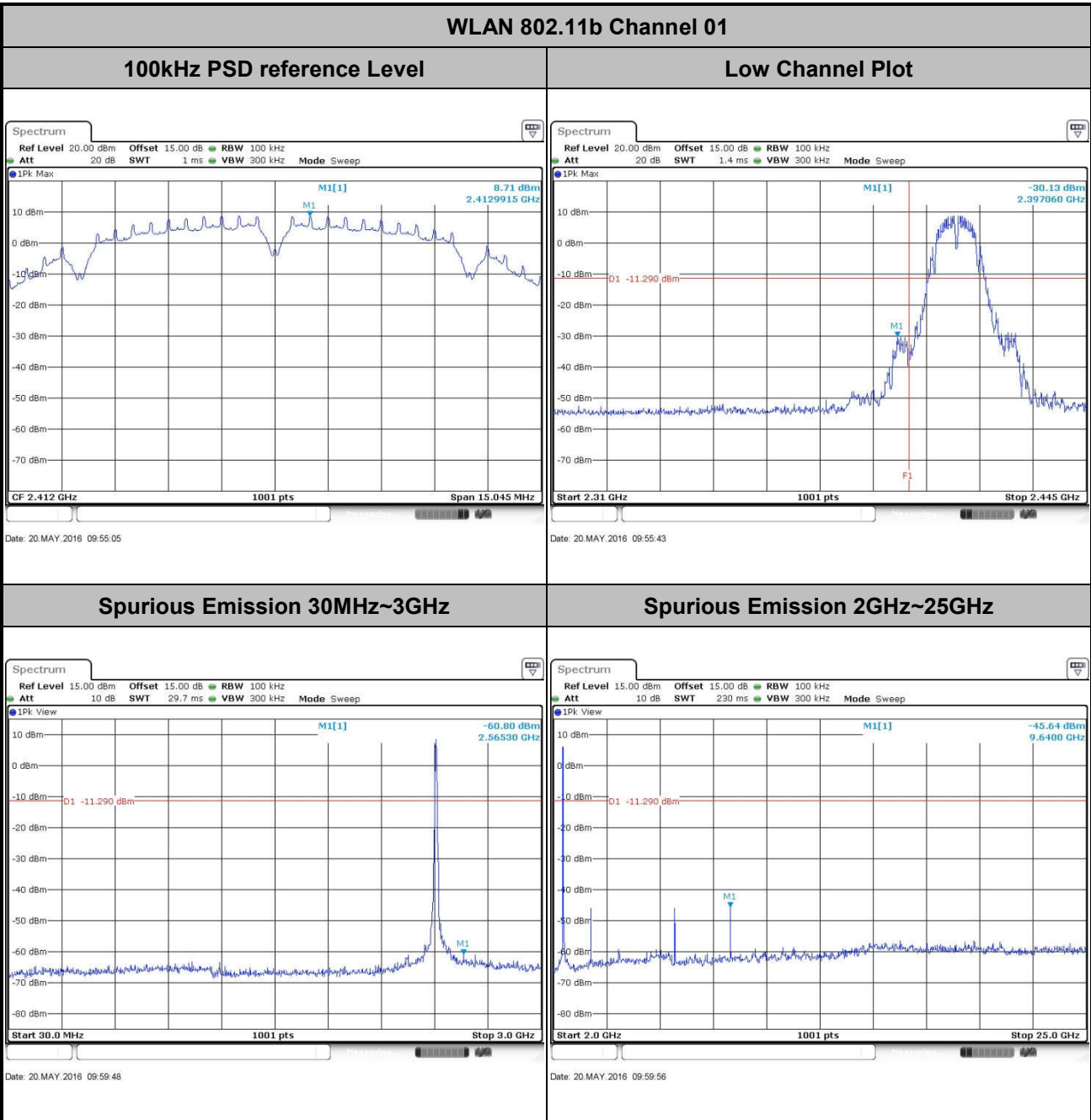
### 3.4.4 Test Setup





### 3.4.5 Test Result of Conducted Band Edges and Spurious Emission

|                |            |                     |             |
|----------------|------------|---------------------|-------------|
| Test Mode :    | 802.11b    | Temperature :       | 24~26°C     |
| Test Band :    | 2.4GHz Low | Relative Humidity : | 50~53%      |
| Test Channel : | 01         | Test Engineer :     | Bruce Huang |

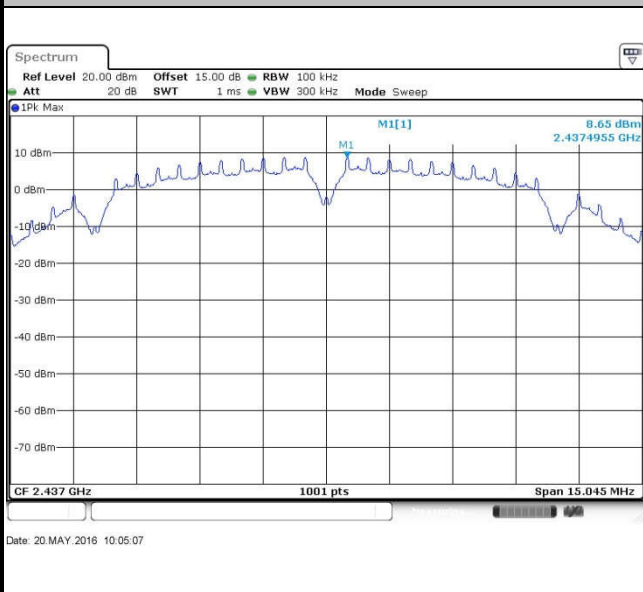




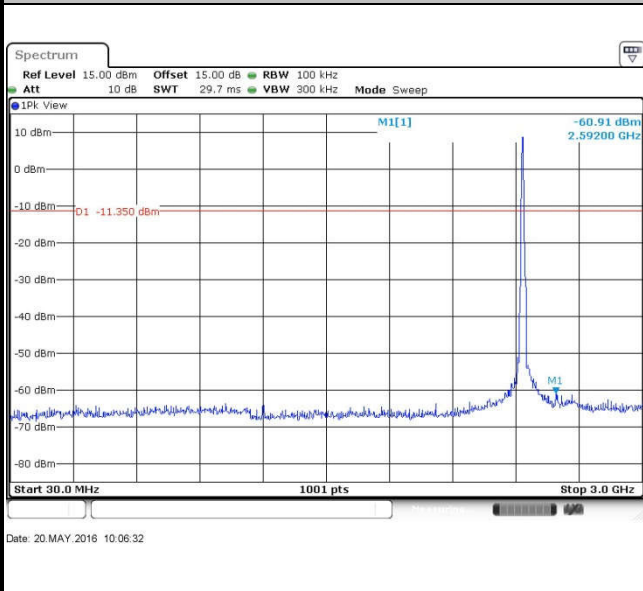
|                |            |                     |             |
|----------------|------------|---------------------|-------------|
| Test Mode :    | 802.11b    | Temperature :       | 24~26°C     |
| Test Band :    | 2.4GHz Mid | Relative Humidity : | 50~53%      |
| Test Channel : | 06         | Test Engineer :     | Bruce Huang |

WLAN 802.11b Channel 06

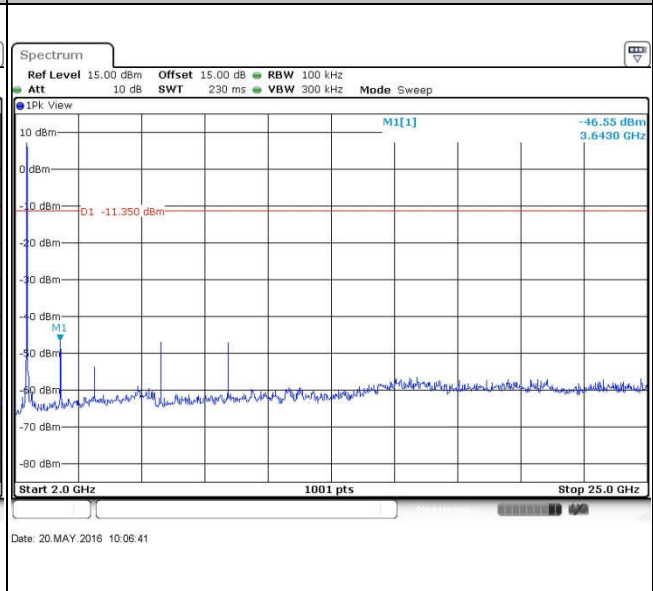
100kHz PSD reference Level



Spurious Emission 30MHz~3GHz



Spurious Emission 2GHz~25GHz

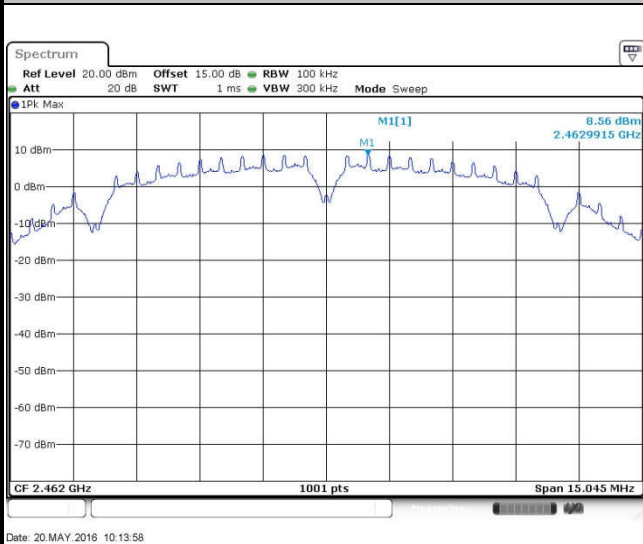




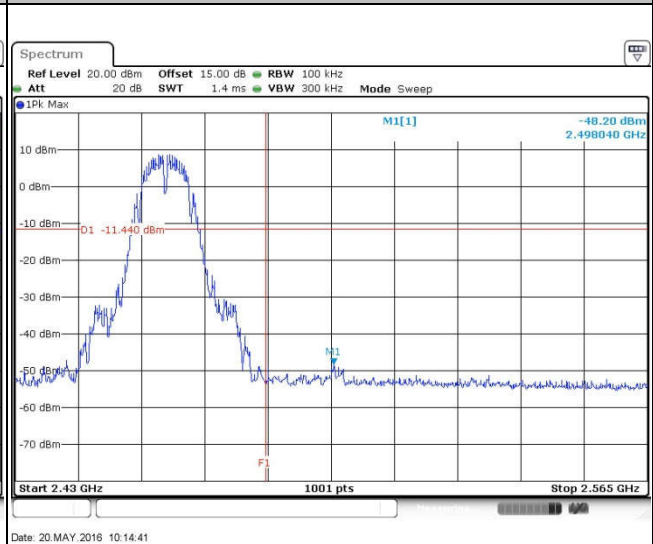
|                |             |                     |             |
|----------------|-------------|---------------------|-------------|
| Test Mode :    | 802.11b     | Temperature :       | 24~26°C     |
| Test Band :    | 2.4GHz High | Relative Humidity : | 50~53%      |
| Test Channel : | 11          | Test Engineer :     | Bruce Huang |

WLAN 802.11b Channel 11

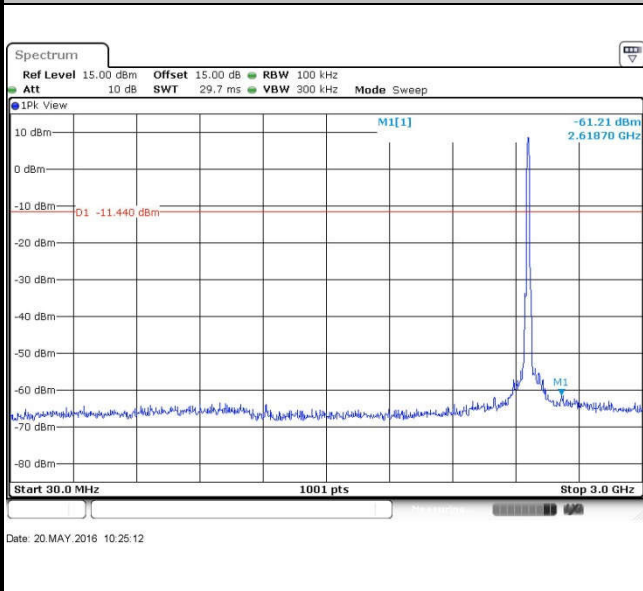
100kHz PSD reference Level



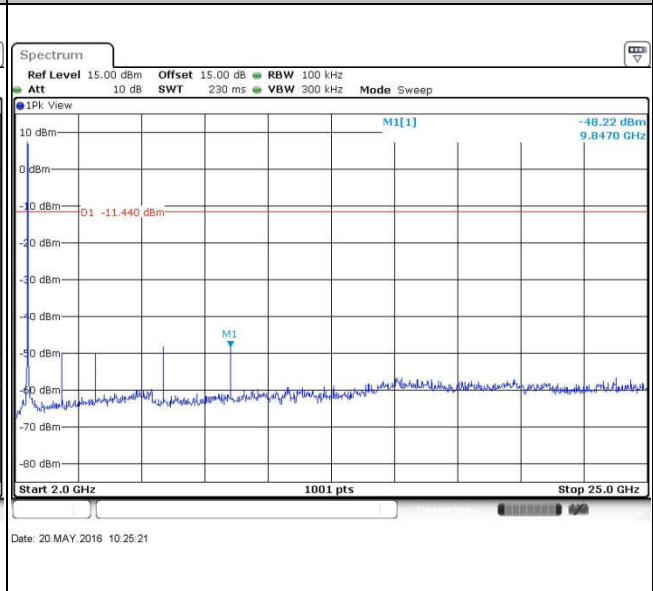
High Channel Plot



Spurious Emission 30MHz~3GHz



Spurious Emission 2GHz~25GHz

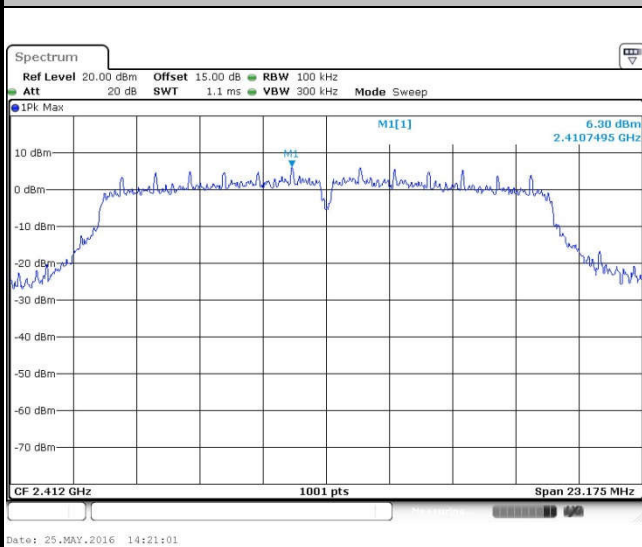




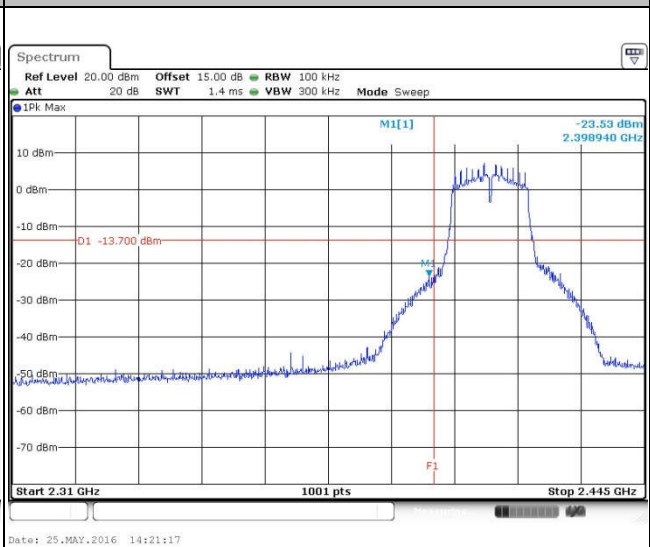
|                |            |                     |             |
|----------------|------------|---------------------|-------------|
| Test Mode :    | 802.11g    | Temperature :       | 24~26°C     |
| Test Band :    | 2.4GHz Low | Relative Humidity : | 50~53%      |
| Test Channel : | 01         | Test Engineer :     | Bruce Huang |

WLAN 802.11g Channel 01

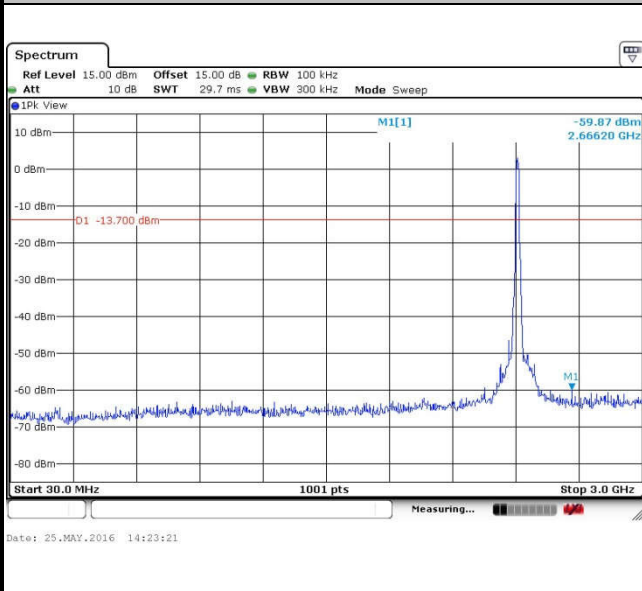
100kHz PSD reference Level



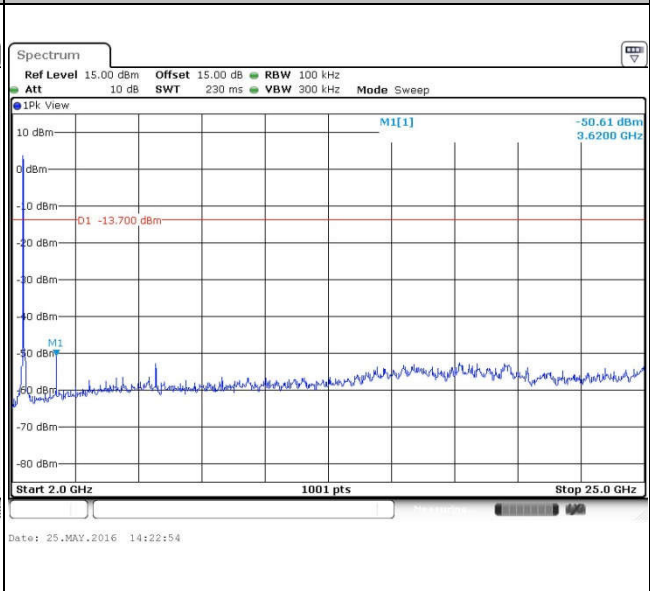
Low Channel Plot



Spurious Emission 30MHz~3GHz



Spurious Emission 2GHz~25GHz



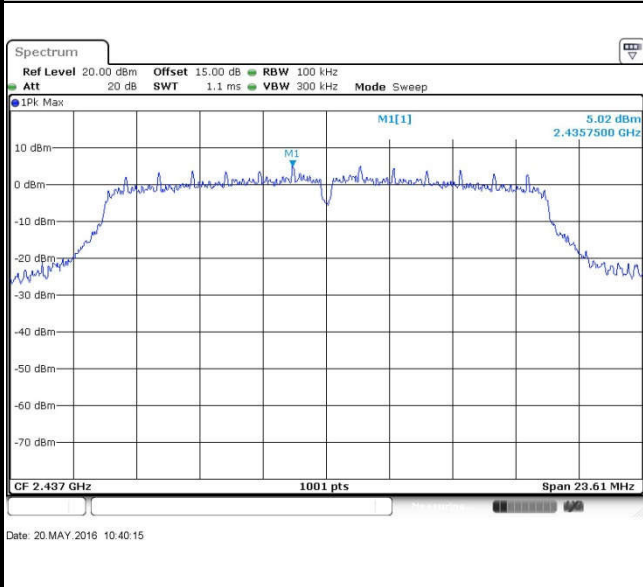




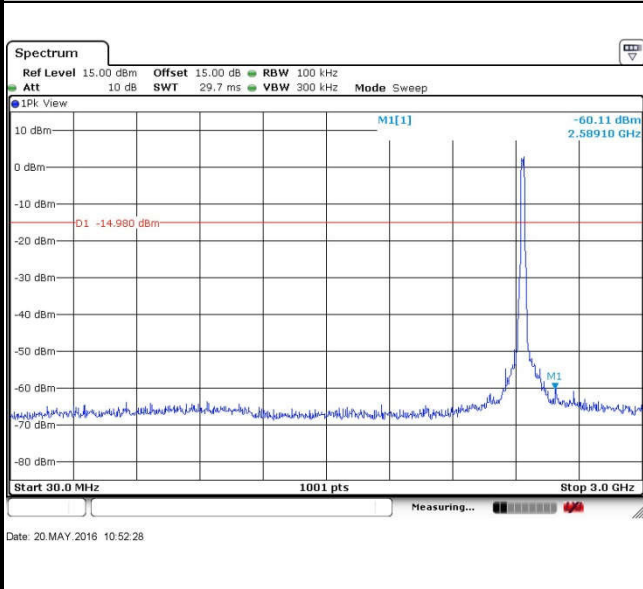
|                |            |                     |             |
|----------------|------------|---------------------|-------------|
| Test Mode :    | 802.11g    | Temperature :       | 24~26°C     |
| Test Band :    | 2.4GHz Mid | Relative Humidity : | 50~53%      |
| Test Channel : | 06         | Test Engineer :     | Bruce Huang |

WLAN 802.11g Channel 06

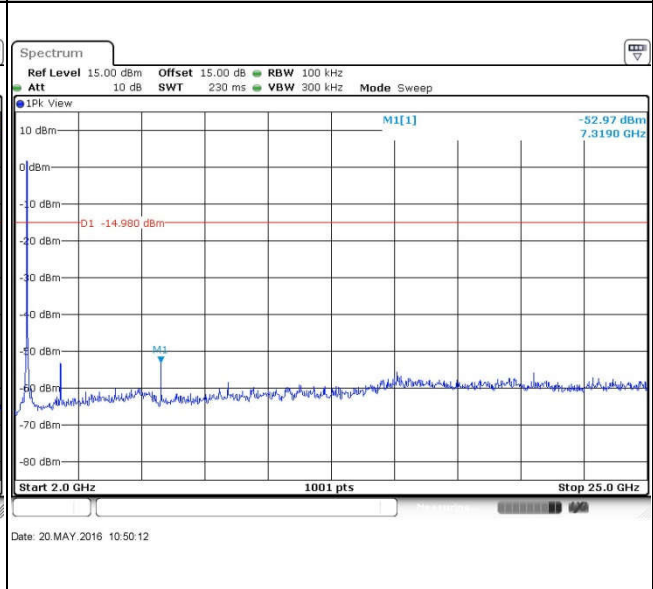
100kHz PSD reference Level



Spurious Emission 30MHz~3GHz



Spurious Emission 2GHz~25GHz

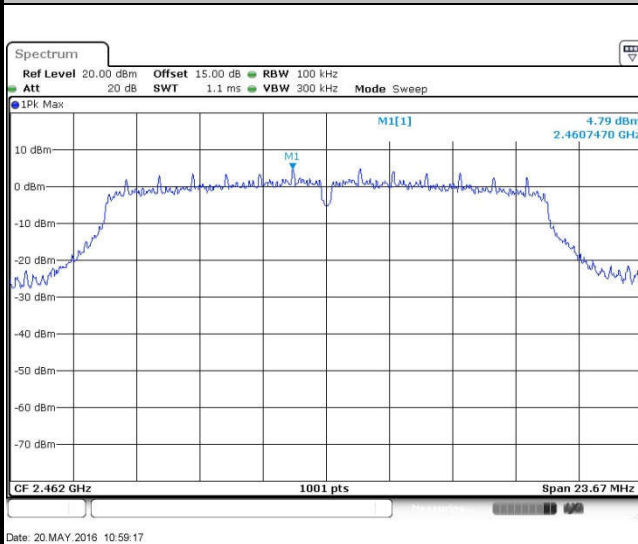




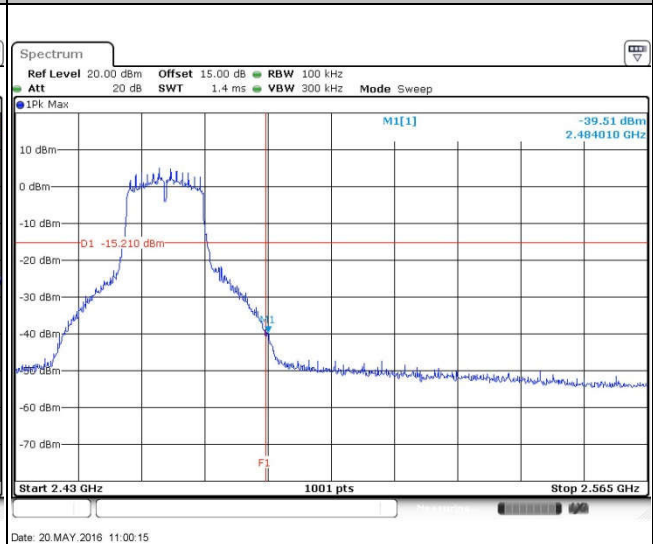
|                |             |                     |             |
|----------------|-------------|---------------------|-------------|
| Test Mode :    | 802.11g     | Temperature :       | 24~26°C     |
| Test Band :    | 2.4GHz High | Relative Humidity : | 50~53%      |
| Test Channel : | 11          | Test Engineer :     | Bruce Huang |

WLAN 802.11g Channel 11

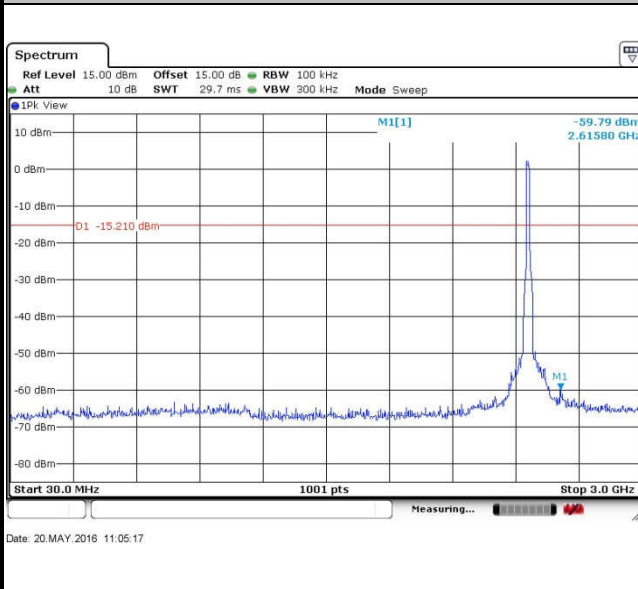
100kHz PSD reference Level



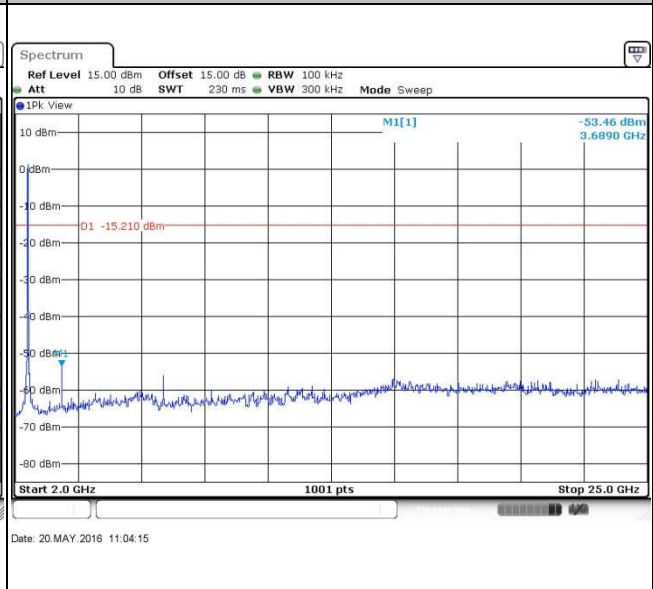
High Channel Plot



Spurious Emission 30MHz~3GHz

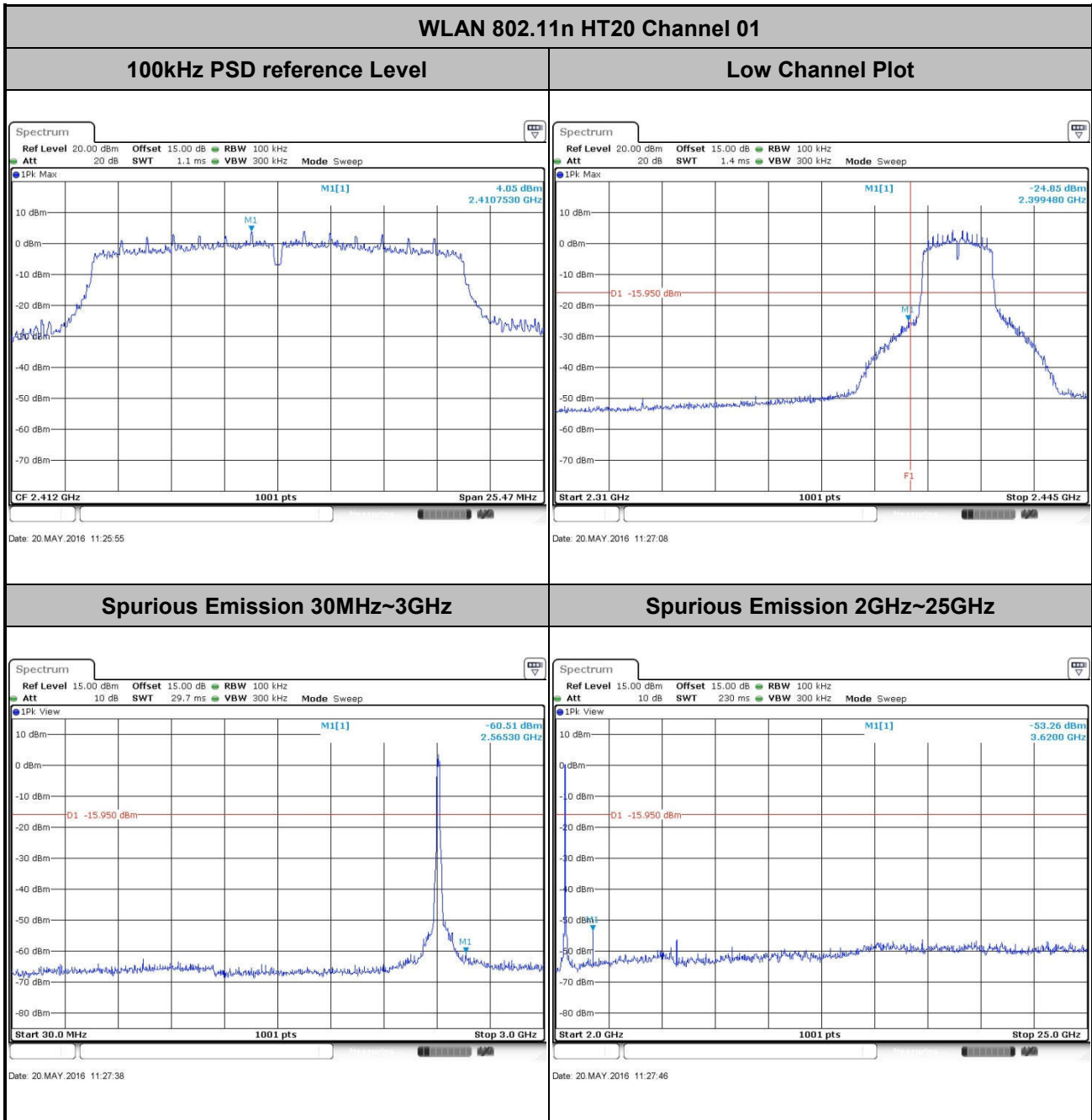


Spurious Emission 2GHz~25GHz





|                |              |                     |             |
|----------------|--------------|---------------------|-------------|
| Test Mode :    | 802.11n HT20 | Temperature :       | 24~26°C     |
| Test Band :    | 2.4GHz Low   | Relative Humidity : | 50~53%      |
| Test Channel : | 01           | Test Engineer :     | Bruce Huang |

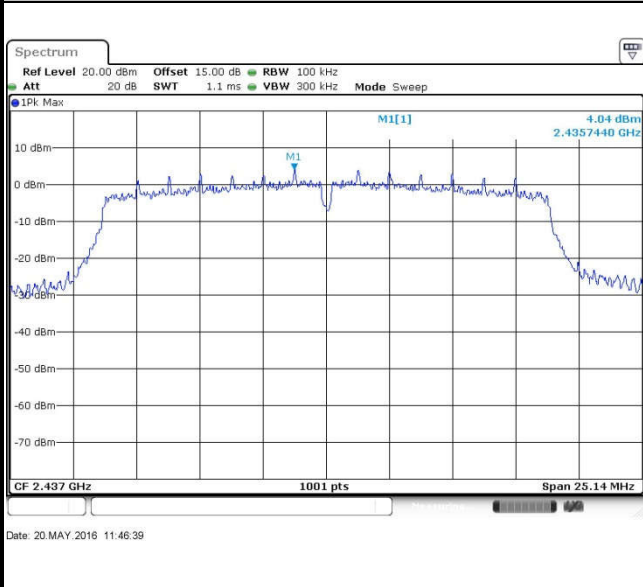




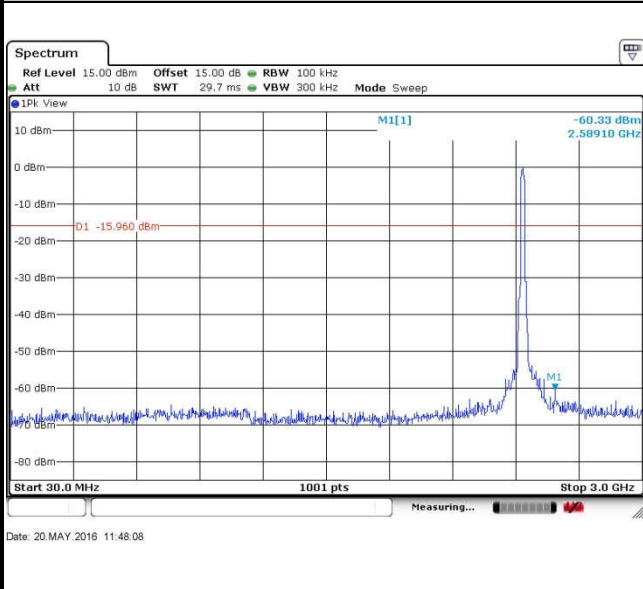
|                |              |                     |             |
|----------------|--------------|---------------------|-------------|
| Test Mode :    | 802.11n HT20 | Temperature :       | 24~26°C     |
| Test Band :    | 2.4GHz Mid   | Relative Humidity : | 50~53%      |
| Test Channel : | 06           | Test Engineer :     | Bruce Huang |

WLAN 802.11n HT20 Channel 06

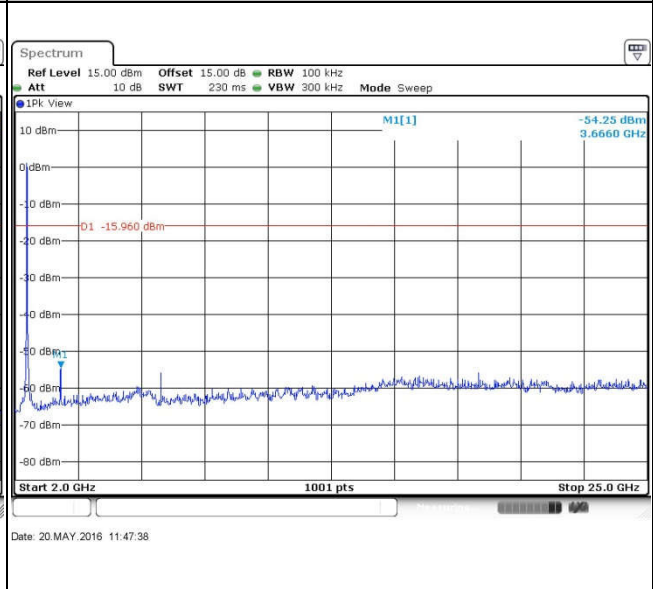
100kHz PSD reference Level



Spurious Emission 30MHz~3GHz

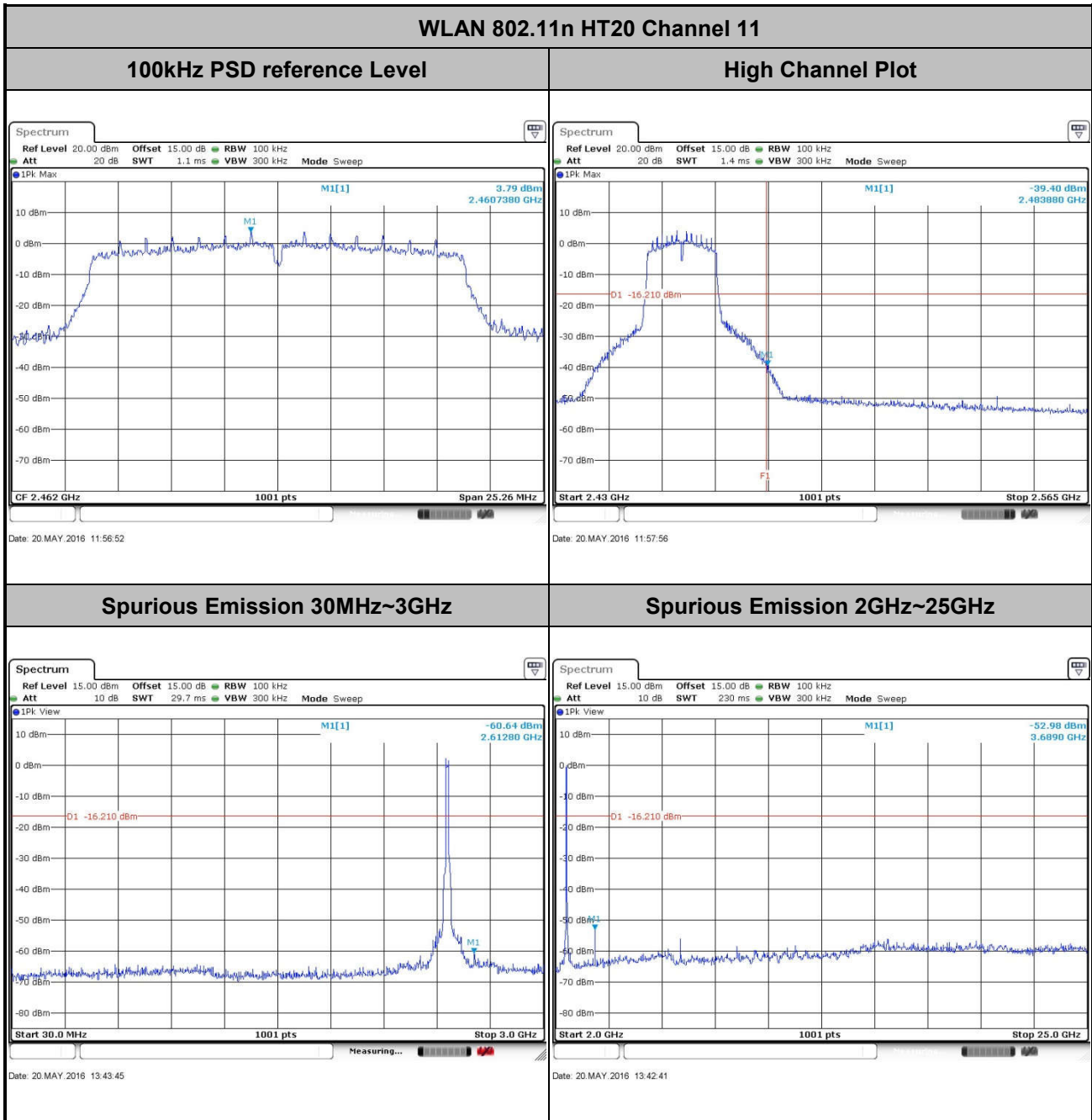


Spurious Emission 2GHz~25GHz





|                |              |                     |             |
|----------------|--------------|---------------------|-------------|
| Test Mode :    | 802.11n HT20 | Temperature :       | 24~26°C     |
| Test Band :    | 2.4GHz High  | Relative Humidity : | 50~53%      |
| Test Channel : | 11           | Test Engineer :     | Bruce Huang |





### 3.5 Radiated Band Edges and Spurious Emission Measurement

#### 3.5.1 Limit of Radiated band edge and Spurious Emission Measurement

In any 100 kHz bandwidth outside the intentional radiator frequency band, all harmonics/spurious must be at least 20 dB below the highest emission level within the authorized band. If the output power of this device was measured by spectrum analyzer, the attenuation under this paragraph shall be 30 dB instead of 20 dB. In addition, radiated emissions which fall in the restricted bands must also comply with the FCC section 15.209 limits as below.

| Frequency (MHz) | Field Strength (microvolts/meter) | Measurement Distance (meters) |
|-----------------|-----------------------------------|-------------------------------|
| 0.009 – 0.490   | 2400/F(kHz)                       | 300                           |
| 0.490 – 1.705   | 24000/F(kHz)                      | 30                            |
| 1.705 – 30.0    | 30                                | 30                            |
| 30 – 88         | 100                               | 3                             |
| 88 – 216        | 150                               | 3                             |
| 216 - 960       | 200                               | 3                             |
| Above 960       | 500                               | 3                             |

#### 3.5.2 Measuring Instruments

The measuring equipment is listed in the section 4 of this test report.

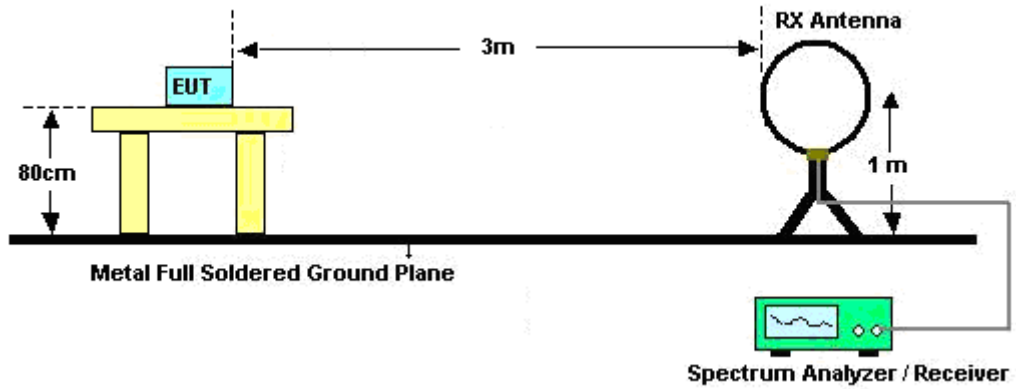


### **3.5.3 Test Procedures**

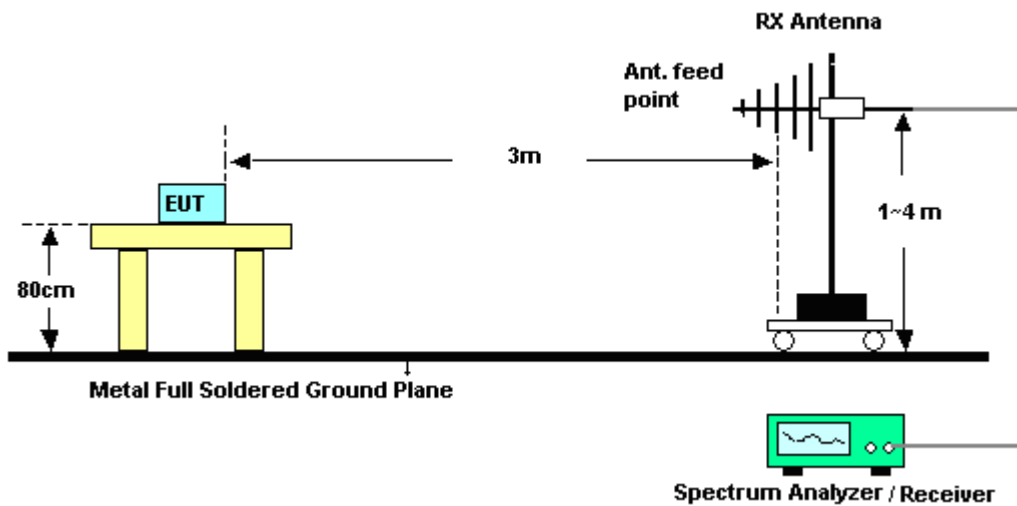
1. The testing follows FCC KDB Publication No. 558074 D01 DTS Meas. Guidance v03r05.
2. The EUT was arranged to its worst case and then tune the antenna tower (from 1 m to 4 m) and turntable (from 0 degree to 360 degrees) to find the maximum reading. A pre-amp and a high pass filter are used for the test in order to get better signal level.
3. The EUT was placed on a turntable with 0.8 meter for frequency below 1GHz and 1.5 meter for frequency above 1GHz respectively above ground.
4. The EUT was set 3 meters from the interference receiving antenna, which was mounted on the top of a variable height antenna tower.
5. Corrected Reading: Antenna Factor + Cable Loss + Read Level - Preamp Factor = Level
6. For measurement below 1GHz, If the emission level of the EUT measured by the peak detector is 3 dB lower than the applicable limit, the peak emission level will be reported. Otherwise, the emission measurement will be repeated using the quasi-peak detector and reported.
7. Use the following spectrum analyzer settings:
  - (1) Span shall wide enough to fully capture the emission being measured;
  - (2) Set RBW=100 kHz for  $f < 1$  GHz; VBW  $\geq$  RBW; Sweep = auto; Detector function = peak; Trace = max hold;
  - (3) Set RBW = 1 MHz, VBW= 3MHz for  $f \geq 1$  GHz for peak measurement.  
For average measurement:
    - VBW = 10 Hz, when duty cycle is no less than 98 percent.
    - VBW  $\geq 1/T$ , when duty cycle is less than 98 percent where T is the minimum transmission duration over which the transmitter is on and is transmitting at its maximum power control level for the tested mode of operation.

### 3.5.4 Test Setup

For radiated emissions below 30MHz

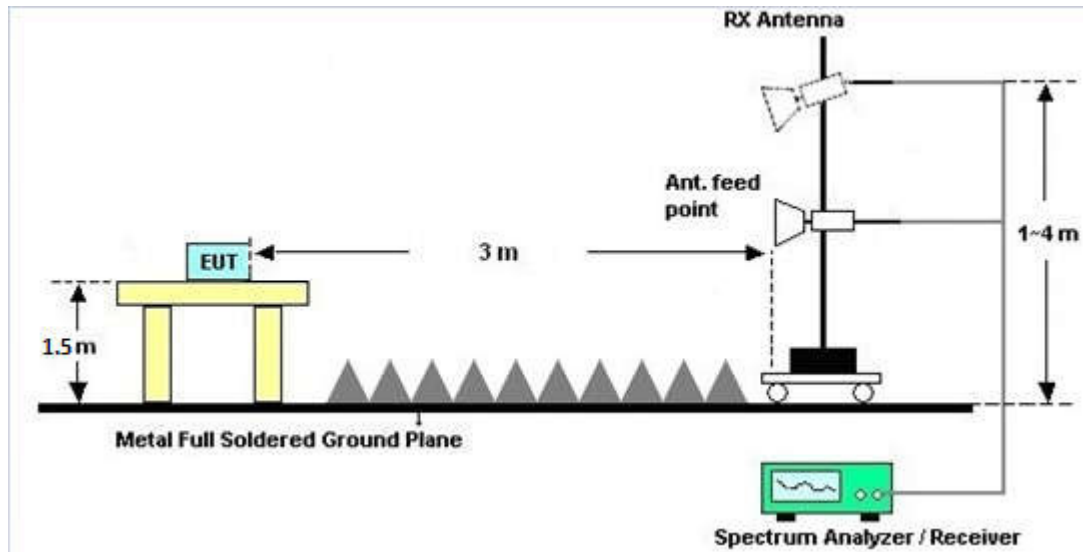


For radiated emissions from 30MHz to 1GHz





For radiated emissions above 1GHz



### 3.5.5 Test Results of Radiated Spurious Emissions (9kHz ~ 30MHz)

The low frequency, which started from 9 kHz to 30MHz, was pre-scanned and the result which was 20dB lower than the limit line per 15.31(o) was not reported.

### 3.5.6 Test Result of Radiated Spurious at Band Edges

Please refer to Appendix B.

### 3.5.7 Duty Cycle

Please refer to Appendix C.

### 3.5.8 Test Result of Radiated Spurious Emission (30MHz ~ 10<sup>th</sup> Harmonic)

Please refer to Appendix B.



### 3.6 AC Conducted Emission Measurement

#### 3.6.1 Limit of AC Conducted Emission

For equipment that is designed to be connected to the public utility (AC) power line, the radio frequency voltage that is conducted back onto the AC power line on any frequency or frequencies within the band 150 kHz to 30 MHz shall not exceed the limits in the following table.

| Frequency of Emission<br>(MHz) | Conducted Limit (dB $\mu$ V) |           |
|--------------------------------|------------------------------|-----------|
|                                | Quasi-Peak                   | Average   |
| 0.15-0.5                       | 66 to 56*                    | 56 to 46* |
| 0.5-5                          | 56                           | 46        |
| 5-30                           | 60                           | 50        |

\*Decreases with the logarithm of the frequency.

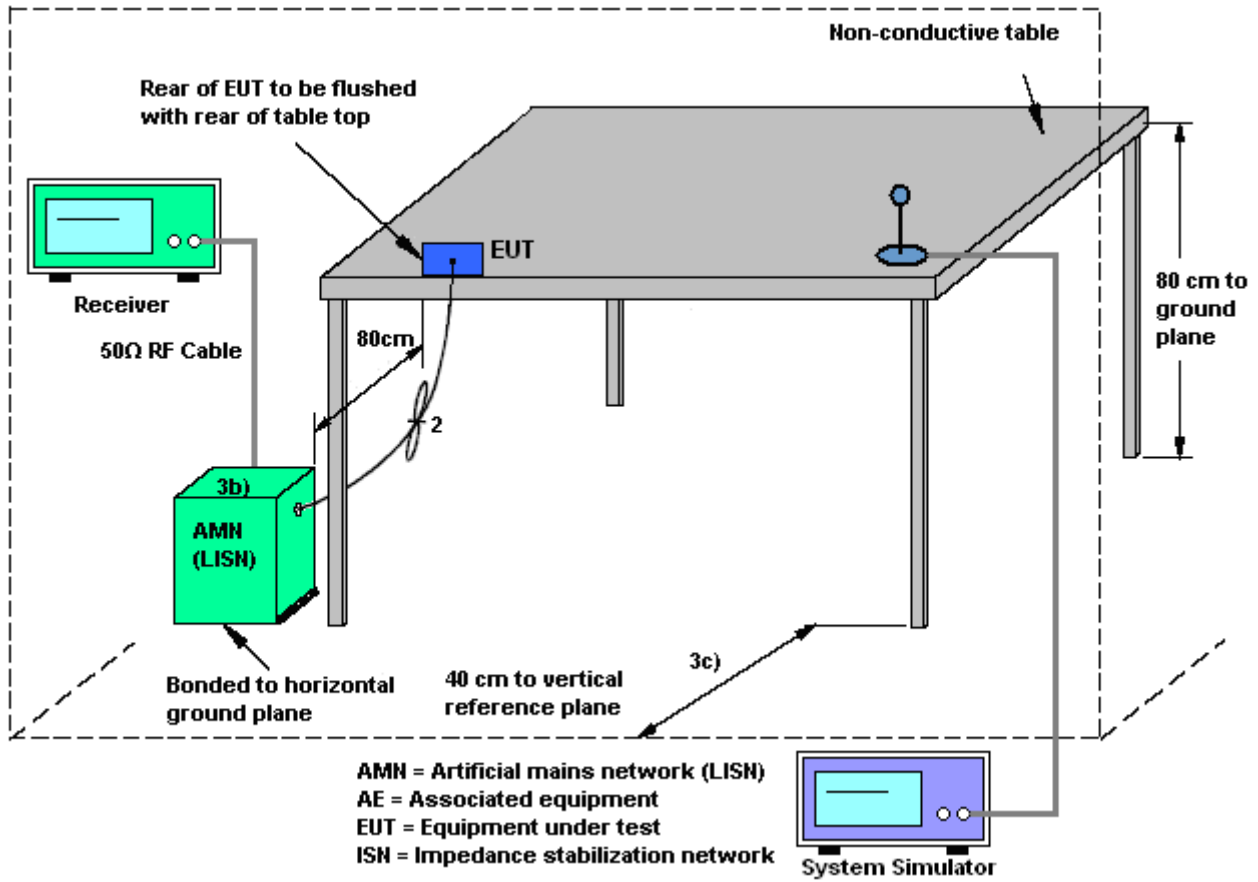
#### 3.6.2 Measuring Instruments

The measuring equipment is listed in the section 4 of this test report.

#### 3.6.3 Test Procedures

1. The EUT was placed 0.4 meter from the conducting wall of the shielding room, and it was kept at least 80 centimeters from any other grounded conducting surface.
2. Connect EUT to the power mains through a line impedance stabilization network (LISN).
3. All the support units are connecting to the other LISN.
4. The LISN provides 50 ohm coupling impedance for the measuring instrument.
5. The FCC states that a 50 ohm, 50 microhenry LISN should be used.
6. Both sides of AC line were checked for maximum conducted interference.
7. The frequency range from 150 kHz to 30 MHz was searched.
8. Set the test-receiver system to Peak Detect Function and specified bandwidth (IF bandwidth = 9kHz) with Maximum Hold Mode.

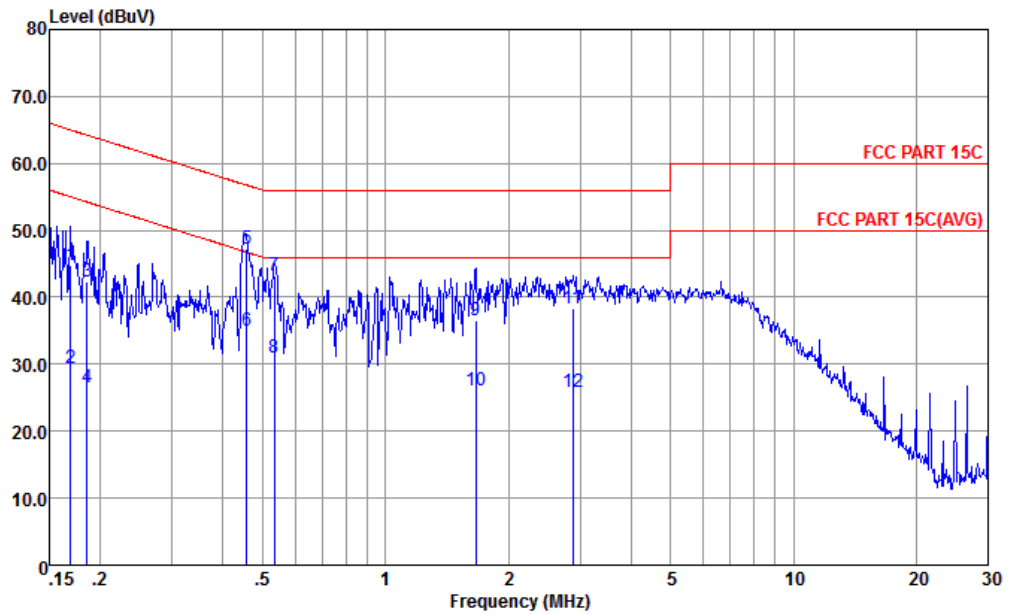
### 3.6.4 Test Setup





3.6.5 Test Result of AC Conducted Emission

|                 |  |                     |         |
|-----------------|--|---------------------|---------|
| Test Mode :     | Mode 1   | Temperature :       | 22~24°C |
| Test Engineer : | Amos Zhang   | Relative Humidity : | 44~48%  |
| Test Voltage :  | 120Vac / 60Hz  | Phase :             | Line    |
| Function Type : | GPRS850 Idle + Bluetooth Link + WLAN Link + Earphone + Adapter with Cradle |                     |         |

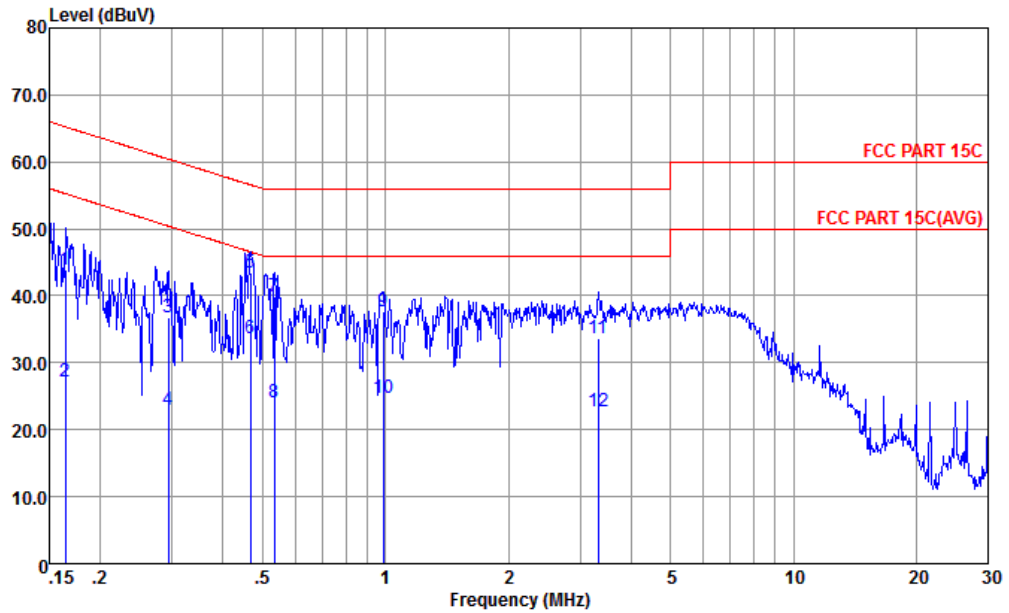


Site : CO01-KS  
 Condition : FCC PART 15C LISN-L-20151024 LINE  
 mode : Mode 1

|     | Freq | Level | Over Limit | Limit Line | Read Level | LISN Factor | Cable Loss | Remark  |
|-----|------|-------|------------|------------|------------|-------------|------------|---------|
|     | MHz  | dBuV  | dB         | dBuV       | dBuV       | dB          | dB         |         |
| 1   | 0.17 | 44.82 | -20.17     | 64.99      | 34.30      | 0.40        | 10.12      | QP      |
| 2   | 0.17 | 29.32 | -25.67     | 54.99      | 18.80      | 0.40        | 10.12      | Average |
| 3   | 0.19 | 42.32 | -21.92     | 64.24      | 31.90      | 0.30        | 10.12      | QP      |
| 4   | 0.19 | 26.62 | -27.62     | 54.24      | 16.20      | 0.30        | 10.12      | Average |
| 5 * | 0.46 | 47.30 | -9.46      | 56.76      | 36.90      | 0.23        | 10.17      | QP      |
| 6   | 0.46 | 35.00 | -11.76     | 46.76      | 24.60      | 0.23        | 10.17      | Average |
| 7   | 0.53 | 43.19 | -12.81     | 56.00      | 32.80      | 0.23        | 10.16      | QP      |
| 8   | 0.53 | 30.89 | -15.11     | 46.00      | 20.50      | 0.23        | 10.16      | Average |
| 9   | 1.66 | 36.64 | -19.36     | 56.00      | 26.30      | 0.20        | 10.14      | QP      |
| 10  | 1.66 | 26.14 | -19.86     | 46.00      | 15.80      | 0.20        | 10.14      | Average |
| 11  | 2.88 | 38.44 | -17.56     | 56.00      | 28.11      | 0.18        | 10.15      | QP      |
| 12  | 2.88 | 25.94 | -20.06     | 46.00      | 15.61      | 0.18        | 10.15      | Average |



|                 |  |                     |         |
|-----------------|--|---------------------|---------|
| Test Mode :     | Mode 1   | Temperature :       | 22~24°C |
| Test Engineer : | Amos Zhang   | Relative Humidity : | 44~48%  |
| Test Voltage :  | 120Vac / 60Hz  | Phase :             | Neutral |
| Function Type : | GPRS850 Idle + Bluetooth Link + WLAN Link + Earphone + Adapter with Cradle |                     |         |



Site : CO01-KS  
 Condition : FCC PART 15C LISN-N-20151024 NEUTRAL  
 mode : Mode 1

|     | Freq | Level | Over Limit | Limit Line | Read Level | LISN Factor | Cable Loss | Remark  |
|-----|------|-------|------------|------------|------------|-------------|------------|---------|
|     | MHz  | dBuV  | dB         | dBuV       | dBuV       | dB          | dB         |         |
| 1   | 0.16 | 43.91 | -21.34     | 65.25      | 33.50      | 0.30        | 10.11      | QP      |
| 2   | 0.16 | 27.21 | -28.04     | 55.25      | 16.80      | 0.30        | 10.11      | Average |
| 3   | 0.29 | 36.66 | -23.75     | 60.41      | 26.20      | 0.31        | 10.15      | QP      |
| 4   | 0.29 | 22.96 | -27.45     | 50.41      | 12.50      | 0.31        | 10.15      | Average |
| 5   | 0.47 | 43.38 | -13.20     | 56.58      | 32.90      | 0.32        | 10.16      | QP      |
| 6 * | 0.47 | 33.58 | -13.00     | 46.58      | 23.10      | 0.32        | 10.16      | Average |
| 7   | 0.53 | 39.79 | -16.21     | 56.00      | 29.31      | 0.32        | 10.16      | QP      |
| 8   | 0.53 | 23.99 | -22.01     | 46.00      | 13.51      | 0.32        | 10.16      | Average |
| 9   | 0.99 | 37.70 | -18.30     | 56.00      | 27.19      | 0.37        | 10.14      | QP      |
| 10  | 0.99 | 24.70 | -21.30     | 46.00      | 14.19      | 0.37        | 10.14      | Average |
| 11  | 3.33 | 33.73 | -22.27     | 56.00      | 23.20      | 0.37        | 10.16      | QP      |
| 12  | 3.33 | 22.83 | -23.17     | 46.00      | 12.30      | 0.37        | 10.16      | Average |



## **3.7 Antenna Requirements**

### **3.7.1 Standard Applicable**

If directional gain of transmitting antennas is greater than 6dBi, the power shall be reduced by the same level in dB comparing to gain minus 6dBi. For the fixed point-to-point operation, the power shall be reduced by one dB for every 3 dB that the directional gain of the antenna exceeds 6 dBi. The use of a permanently attached antenna or of an antenna that uses a unique coupling to the intentional radiator shall be considered sufficient to comply with the FCC rule.

### **3.7.2 Antenna Anti-Replacement Construction**

An embedded-in antenna design is used.

### **3.7.3 Antenna Gain**

The antenna peak gain of EUT is less than 6 dBi. Therefore, it is not necessary to reduce maximum peak output power limit.



## 4 List of Measuring Equipment

| Instrument                           | Manufacturer | Model No.                  | Serial No.       | Characteristics            | Calibration Date | Test Date                     | Due Date      | Remark                |
|--------------------------------------|--------------|----------------------------|------------------|----------------------------|------------------|-------------------------------|---------------|-----------------------|
| Spectrum Analyzer                    | R&S          | FSV40                      | 101078           | 9kHz~40GHz                 | May 07, 2016     | May 18, 2016~<br>May 25, 2016 | May 06, 2017  | Conducted (TH01-SZ)   |
| Spectrum Analyzer                    | R&S          | FSP30                      | 101400           | 9kHz~30GHz                 | Jan. 12, 2016    | May 18, 2016~<br>May 25, 2016 | Jan. 11, 2017 | Conducted (TH01-SZ)   |
| Pulse Power Sensor                   | Anritsu      | MA2411B                    | 1207253          | 30MHz~40GHz                | Jan. 12, 2016    | May 18, 2016~<br>May 25, 2016 | Jan. 11, 2017 | Conducted (TH01-SZ)   |
| Power Meter                          | Anritsu      | ML2495A                    | 1218010          | 50MHz Bandwidth            | Jan. 12, 2016    | May 18, 2016~<br>May 25, 2016 | Jan. 11, 2017 | Conducted (TH01-SZ)   |
| EMI Test Receiver                    | R&S          | ESR7                       | 101403           | 9kHz~7GHz;<br>Max 30dBm    | Sep. 10, 2015    | May 18, 2016~<br>May 23, 2016 | Sep. 09, 2016 | Radiation (03CH03-KS) |
| EXA Spectrum Analyzer                | Keysight     | N9010A                     | MY551502<br>44   | 10Hz~44GHz                 | Apr. 22, 2016    | May 18, 2016~<br>May 23, 2016 | Apr. 21, 2017 | Radiation (03CH03-KS) |
| Loop Antenna                         | R&S          | HFH2-Z2                    | 100321           | 9kHz~30MHz                 | Nov. 07, 2015    | May 18, 2016~<br>May 23, 2016 | Nov. 06, 2016 | Radiation (03CH03-KS) |
| Bilog Antenna                        | TeseQ        | CBL6112D                   | 35406            | 25MHz-2GHz                 | Apr. 16, 2016    | May 18, 2016~<br>May 23, 2016 | Apr. 15, 2017 | Radiation (03CH03-KS) |
| Horn Antenna                         | Schwarzbeck  | BBHA9120D                  | 9120D-135<br>6   | 1GHz~18GHz                 | Apr. 16, 2016    | May 18, 2016~<br>May 23, 2016 | Apr. 15, 2017 | Radiation (03CH03-KS) |
| SHF-EHF Horn                         | com-power    | AH-840                     | 101070           | 18GHz-40GHz                | Oct. 10, 2015    | May 18, 2016~<br>May 23, 2016 | Oct. 09, 2016 | Radiation (03CH03-KS) |
| Amplifier                            | Burgeon      | BPA-530                    | 102212           | 0.01MHz-3000MHz            | Aug. 10, 2015    | May 18, 2016~<br>May 23, 2016 | Aug. 09, 2016 | Radiation (03CH03-KS) |
| Amplifier                            | MITEQ        | TTA1840-35-HG              | 1887435          | 18~40GHz                   | Aug. 27, 2015    | May 18, 2016~<br>May 23, 2016 | Aug. 26, 2016 | Radiation (03CH03-KS) |
| high gain Amplifier                  | MITEQ        | AMF-7D-0010<br>1800-30-10P | 1889560          | 1GHz-18GHz                 | Aug. 10, 2015    | May 18, 2016~<br>May 23, 2016 | Aug. 09, 2016 | Radiation (03CH03-KS) |
| AC Power Source                      | Chroma       | 61601                      | F1040900<br>04   | N/A                        | NCR              | May 18, 2016~<br>May 23, 2016 | NCR           | Radiation (03CH03-KS) |
| Turn Table                           | ChamPro      | EM 1000-T                  | 060762-T         | 0~360 degree               | NCR              | May 18, 2016~<br>May 23, 2016 | NCR           | Radiation (03CH03-KS) |
| EMI Test Receiver                    | R&S          | ESR7                       | 101403           | 9kHz~7GHz;<br>Max 30dBm    | Sep. 10, 2015    | Jun. 14, 2016                 | Sep. 09, 2016 | Conduction (CO01-KS)  |
| AC LISN                              | MessTec      | AN3016                     | 060103           | 9kHz~30MHz                 | Oct. 24, 2015    | Jun. 14, 2016                 | Oct. 23, 2016 | Conduction (CO01-KS)  |
| AC LISN<br>(for auxiliary equipment) | MessTec      | AN3016                     | 060105           | 9kHz~30MHz                 | Oct. 24, 2015    | Jun. 14, 2016                 | Oct. 23, 2016 | Conduction (CO01-KS)  |
| AC Power Source                      | Chroma       | 61602                      | ABP00000<br>0811 | AC 0V~300V,<br>45Hz~1000Hz | Oct. 24, 2015    | Jun. 14, 2016                 | Oct. 23, 2016 | Conduction (CO01-KS)  |

NCR: No Calibration Required



## 5 Uncertainty of Evaluation

### Uncertainty of Conducted Emission Measurement (150kHz ~ 30MHz)

|   |        |
|---|--------|
| Measuring Uncertainty for a Level of Confidence of 95% ( $U = 2Uc(y)$ ) | 2.3 dB |
|---|--------|

### Uncertainty of Radiated Emission Measurement (30 MHz ~ 1000 MHz)

|   |       |
|---|-------|
| Measuring Uncertainty for a Level of Confidence of 95% ( $U = 2Uc(y)$ ) | 4.5dB |
|---|-------|

### Uncertainty of Radiated Emission Measurement (1GHz ~ 18GHz)

|   |       |
|---|-------|
| Measuring Uncertainty for a Level of Confidence of 95% ( $U = 2Uc(y)$ ) | 4.5dB |
|---|-------|

### Uncertainty of Radiated Emission Measurement (18GHz ~ 40GHz)

|   |       |
|---|-------|
| Measuring Uncertainty for a Level of Confidence of 95% ( $U = 2Uc(y)$ ) | 4.6dB |
|---|-------|





## **Appendix A. Conducted Test Results**

**A1 - DTS Part**

|                |                     |                    |       |    |
|----------------|---------------------|--------------------|-------|----|
| Test Engineer: | Bruce Huang         | Temperature:       | 24~26 | °C |
| Test Date:     | 2016/5/18~2016/5/25 | Relative Humidity: | 50~53 | %  |

**TEST RESULTS DATA**  
**6dB and 99% Occupied Bandwidth**

| 2.4GHz Band |           |                 |     |             |                       |              |                    |           |
|-------------|-----------|-----------------|-----|-------------|-----------------------|--------------|--------------------|-----------|
| Mod.        | Data Rate | N <sub>TX</sub> | CH. | Freq. (MHz) | 99% Occupied BW (MHz) | 6dB BW (MHz) | 6dB BW Limit (MHz) | Pass/Fail |
| 11b         | 1Mbps     | 1               | 1   | 2412        | 13.04                 | 10.03        | 0.50               | Pass      |
| 11b         | 1Mbps     | 1               | 6   | 2437        | 12.94                 | 10.03        | 0.50               | Pass      |
| 11b         | 1Mbps     | 1               | 11  | 2462        | 12.89                 | 10.03        | 0.50               | Pass      |
| 11g         | 6Mbps     | 1               | 1   | 2412        | 17.88                 | 15.45        | 0.50               | Pass      |
| 11g         | 6Mbps     | 1               | 6   | 2437        | 17.93                 | 15.74        | 0.50               | Pass      |
| 11g         | 6Mbps     | 1               | 11  | 2462        | 17.83                 | 15.78        | 0.50               | Pass      |
| HT20        | MCS0      | 1               | 1   | 2412        | 18.73                 | 16.98        | 0.50               | Pass      |
| HT20        | MCS0      | 1               | 6   | 2437        | 18.43                 | 16.76        | 0.50               | Pass      |
| HT20        | MCS0      | 1               | 11  | 2462        | 18.48                 | 16.84        | 0.50               | Pass      |

**TEST RESULTS DATA**  
**Peak Power Table**

| 2.4GHz Band |           |                 |     |             |                            |                             |          |                  |                        |            |
|-------------|-----------|-----------------|-----|-------------|----------------------------|-----------------------------|----------|------------------|------------------------|------------|
| Mod.        | Data Rate | N <sub>TX</sub> | CH. | Freq. (MHz) | Peak Conducted Power (dBm) | Conducted Power Limit (dBm) | DG (dBi) | EIRP Power (dBm) | EIRP Power Limit (dBm) | Pass /Fail |
| 11b         | 1Mbps     | 1               | 1   | 2412        | 20.53                      | 30.00                       | -4.00    | 16.53            | 36.00                  | Pass       |
| 11b         | 1Mbps     | 1               | 6   | 2437        | 20.17                      | 30.00                       | -4.00    | 16.17            | 36.00                  | Pass       |
| 11b         | 1Mbps     | 1               | 11  | 2462        | 20.43                      | 30.00                       | -4.00    | 16.43            | 36.00                  | Pass       |
| 11g         | 6Mbps     | 1               | 1   | 2412        | 22.66                      | 30.00                       | -4.00    | 18.66            | 36.00                  | Pass       |
| 11g         | 6Mbps     | 1               | 6   | 2437        | 22.57                      | 30.00                       | -4.00    | 18.57            | 36.00                  | Pass       |
| 11g         | 6Mbps     | 1               | 11  | 2462        | 22.48                      | 30.00                       | -4.00    | 18.48            | 36.00                  | Pass       |
| HT20        | MCS0      | 1               | 1   | 2412        | 22.46                      | 30.00                       | -4.00    | 18.46            | 36.00                  | Pass       |
| HT20        | MCS0      | 1               | 6   | 2437        | 22.30                      | 30.00                       | -4.00    | 18.30            | 36.00                  | Pass       |
| HT20        | MCS0      | 1               | 11  | 2462        | 22.41                      | 30.00                       | -4.00    | 18.41            | 36.00                  | Pass       |

**TEST RESULTS DATA**  
**Average Power Table**  
**(Reporting Only)**

| 2.4GHz Band |           |                 |     |             |                  |                               |
|-------------|-----------|-----------------|-----|-------------|------------------|-------------------------------|
| Mod.        | Data Rate | N <sub>TX</sub> | CH. | Freq. (MHz) | Duty Factor (dB) | Average Conducted Power (dBm) |
| 11b         | 1Mbps     | 1               | 1   | 2412        | 0.00             | 17.89                         |
| 11b         | 1Mbps     | 1               | 6   | 2437        | 0.00             | 17.41                         |
| 11b         | 1Mbps     | 1               | 11  | 2462        | 0.00             | 17.67                         |
| 11g         | 6Mbps     | 1               | 1   | 2412        | 0.09             | 15.70                         |
| 11g         | 6Mbps     | 1               | 6   | 2437        | 0.09             | 15.45                         |
| 11g         | 6Mbps     | 1               | 11  | 2462        | 0.09             | 15.10                         |
| HT20        | MCS0      | 1               | 1   | 2412        | 0.09             | 14.88                         |
| HT20        | MCS0      | 1               | 6   | 2437        | 0.09             | 14.35                         |
| HT20        | MCS0      | 1               | 11  | 2462        | 0.09             | 14.25                         |

**TEST RESULTS DATA**  
**Peak Power Density**

| 2.4GHz Band |           |                 |     |             |                      |          |                            |           |
|-------------|-----------|-----------------|-----|-------------|----------------------|----------|----------------------------|-----------|
| Mod.        | Data Rate | N <sub>TX</sub> | CH. | Freq. (MHz) | Peak PSD (dBm /3kHz) | DG (dBi) | Peak PSD Limit (dBm /3kHz) | Pass/Fail |
| 11b         | 1Mbps     | 1               | 1   | 2412        | -4.83                | -4.00    | 8.00                       | Pass      |
| 11b         | 1Mbps     | 1               | 6   | 2437        | -5.84                | -4.00    | 8.00                       | Pass      |
| 11b         | 1Mbps     | 1               | 11  | 2462        | -3.00                | -4.00    | 8.00                       | Pass      |
| 11g         | 6Mbps     | 1               | 1   | 2412        | -6.01                | -4.00    | 8.00                       | Pass      |
| 11g         | 6Mbps     | 1               | 6   | 2437        | -7.89                | -4.00    | 8.00                       | Pass      |
| 11g         | 6Mbps     | 1               | 11  | 2462        | -8.66                | -4.00    | 8.00                       | Pass      |
| HT20        | MCS0      | 1               | 1   | 2412        | -9.64                | -4.00    | 8.00                       | Pass      |
| HT20        | MCS0      | 1               | 6   | 2437        | -9.99                | -4.00    | 8.00                       | Pass      |
| HT20        | MCS0      | 1               | 11  | 2462        | -9.29                | -4.00    | 8.00                       | Pass      |



## Appendix B. Radiated Spurious Emission

2.4GHz 2400~2483.5MHz

WIFI 802.11b (Band Edge @ 3m)

| WIFI                        | Note  | Frequency | Level      | Over   | Limit      | Read     | Antenna  | Cable  | Preamp | Ant    | Table   | Peak    | Pol.    |
|-----------------------------|---|-----------|------------|--------|------------|----------|----------|--------|--------|--------|---------|---------|---------|
| Ant.                        |   |           |            | Limit  | Line       | Level    | Factor   | Loss   | Factor | Pos    | Pos     | Avg.    |         |
| 1                           |   | ( MHz )   | ( dBμV/m ) | ( dB ) | ( dBμV/m ) | ( dBμV ) | ( dB/m ) | ( dB ) | ( dB ) | ( cm ) | ( deg ) | ( P/A ) | ( H/V ) |
| 802.11b<br>CH 01<br>2412MHz |   | 2385.69   | 51.87      | -22.13 | 74         | 56.3     | 27       | 5.59   | 37.02  | 187    | 91      | P       | H       |
|                             |   | 2390      | 41.71      | -12.29 | 54         | 46.14    | 27       | 5.59   | 37.02  | 187    | 91      | A       | H       |
|                             | *   | 2410.688  | 98.88      | -      | -          | 103.14   | 27.13    | 5.61   | 37     | 187    | 91      | P       | H       |
|                             | *   | 2410.855  | 96.31      | -      | -          | 100.57   | 27.13    | 5.61   | 37     | 187    | 91      | A       | H       |
|                             |   | 2389.92   | 54.53      | -19.47 | 74         | 58.96    | 27       | 5.59   | 37.02  | 178    | 163     | P       | V       |
|                             |   | 2390      | 45.9       | -8.1   | 54         | 50.33    | 27       | 5.59   | 37.02  | 178    | 163     | A       | V       |
|                             | *   | 2413.36   | 106.67     | -      | -          | 110.93   | 27.13    | 5.61   | 37     | 178    | 163     | P       | V       |
|                             | *   | 2413.36   | 104.19     | -      | -          | 108.45   | 27.13    | 5.61   | 37     | 178    | 163     | A       | V       |
| 802.11b<br>CH 06<br>2437MHz | *   | 2438.326  | 100.02     | -      | -          | 103.95   | 27.39    | 5.65   | 36.97  | 170    | 177     | P       | H       |
|                             | *   | 2438.243  | 97.44      | -      | -          | 101.37   | 27.39    | 5.65   | 36.97  | 170    | 177     | A       | H       |
|                             | *   | 2435.822  | 106.55     | -      | -          | 110.65   | 27.26    | 5.63   | 36.99  | 171    | 168     | P       | V       |
|                             | *   | 2435.822  | 104.1      | -      | -          | 108.2    | 27.26    | 5.63   | 36.99  | 171    | 168     | A       | V       |
| 802.11b<br>CH 11<br>2462MHz | *   | 2460.705  | 100.6      | -      | -          | 104.38   | 27.51    | 5.67   | 36.96  | 185    | 174     | P       | H       |
|                             | *   | 2460.788  | 98.1       | -      | -          | 101.88   | 27.51    | 5.67   | 36.96  | 185    | 174     | A       | H       |
|                             |   | 2484.16   | 52.43      | -21.57 | 74         | 56.04    | 27.64    | 5.69   | 36.94  | 185    | 174     | P       | H       |
|                             |   | 2483.92   | 41.55      | -12.45 | 54         | 45.16    | 27.64    | 5.69   | 36.94  | 185    | 174     | A       | H       |
|                             | *   | 2463.376  | 106.44     | -      | -          | 110.22   | 27.51    | 5.67   | 36.96  | 226    | 170     | P       | V       |
|                             | *   | 2460.872  | 103.93     | -      | -          | 107.71   | 27.51    | 5.67   | 36.96  | 226    | 170     | A       | V       |
|                             |   | 2484.44   | 54.37      | -19.63 | 74         | 57.98    | 27.64    | 5.69   | 36.94  | 226    | 170     | P       | V       |
|                             |   | 2483.88   | 44.06      | -9.94  | 54         | 47.67    | 27.64    | 5.69   | 36.94  | 226    | 170     | A       | V       |
| Remark                      | 1. No other spurious found.<br>2. All results are PASS against Peak and Average limit line. |           |            |        |            |          |          |        |        |        |         |         |         |



**2.4GHz 2400~2483.5MHz  
WIFI 802.11b (Harmonic @ 3m)**

| WIFI Ant. 1 | Note  | Frequency ( MHz ) | Level ( dBμV/m ) | Over Limit ( dB ) | Limit Line ( dBμV/m ) | Read Level ( dBμV ) | Antenna Factor ( dB/m ) | Cable Loss ( dB ) | Preamp Factor ( dB ) | Ant Pos ( cm ) | Table Pos ( deg ) | Peak Avg. ( P/A ) | Pol. ( H/V ) |
|-------------|---|-------------------|------------------|-------------------|-----------------------|---------------------|-------------------------|-------------------|----------------------|----------------|-------------------|-------------------|--------------|
| 802.11b     |   | 4824              | 53.36            | -20.64            | 74                    | 74.82               | 31.51                   | 9.13              | 62.1                 | 100            | 321               | P                 | H            |
| CH 01       | !   | 4824              | 51.31            | -2.69             | 54                    | 72.77               | 31.51                   | 9.13              | 62.1                 | 100            | 321               | A                 | H            |
| 2412MHz     |   | 4824              | 44.12            | -29.88            | 74                    | 65.58               | 31.51                   | 9.13              | 62.1                 | 100            | 0                 | P                 | V            |
| 802.11b     |   | 4875              | 47.85            | -26.15            | 74                    | 69.09               | 31.59                   | 9.2               | 62.03                | 100            | 360               | P                 | H            |
| CH 06       |   | 7311              | 44.15            | -29.85            | 74                    | 57.98               | 34.03                   | 11.3              | 59.16                | 100            | 52                | P                 | H            |
| 2437MHz     |   | 4875              | 42.54            | -31.46            | 74                    | 63.78               | 31.59                   | 9.2               | 62.03                | 100            | 360               | P                 | V            |
|             |   | 7311              | 42.7             | -31.3             | 74                    | 56.53               | 34.03                   | 11.3              | 59.16                | 100            | 144               | P                 | V            |
| 802.11b     |   | 4923              | 42.12            | -31.88            | 74                    | 63.15               | 31.67                   | 9.27              | 61.97                | 100            | 360               | P                 | H            |
| CH 11       |   | 7386              | 43               | -31               | 74                    | 56.54               | 34.29                   | 11.29             | 59.12                | 100            | 0                 | P                 | H            |
| 2462MHz     |   | 4923              | 37.57            | -36.43            | 74                    | 58.6                | 31.67                   | 9.27              | 61.97                | 100            | 0                 | P                 | V            |
|             |   | 7386              | 41.83            | -32.17            | 74                    | 55.37               | 34.29                   | 11.29             | 59.12                | 100            | 360               | P                 | V            |
| Remark      | 1. No other spurious found.<br>2. All results are PASS against Peak and Average limit line. |                   |                  |                   |                       |                     |                         |                   |                      |                |                   |                   |              |





**2.4GHz 2400~2483.5MHz  
WIFI 802.11g (Band Edge @ 3m)**

| WIFI Ant. 1                 | Note  | Frequency ( MHz ) | Level ( dBμV/m ) | Over Limit ( dB ) | Limit Line ( dBμV/m ) | Read Level ( dBμV ) | Antenna Factor ( dB/m ) | Cable Loss ( dB ) | Preamp Factor ( dB ) | Ant Pos ( cm ) | Table Pos ( deg ) | Peak Avg. ( P/A ) | Pol. ( H/V ) |
|-----------------------------|---|-------------------|------------------|-------------------|-----------------------|---------------------|-------------------------|-------------------|----------------------|----------------|-------------------|-------------------|--------------|
| 802.11g<br>CH 01<br>2412MHz |   | 2389.83           | 59.6             | -14.4             | 74                    | 64.03               | 27                      | 5.59              | 37.02                | 215            | 358               | P                 | H            |
|                             |   | 2390              | 44.9             | -9.1              | 54                    | 49.33               | 27                      | 5.59              | 37.02                | 215            | 358               | A                 | H            |
|                             | *   | 2414.195          | 101.37           | -                 | -                     | 105.63              | 27.13                   | 5.61              | 37                   | 215            | 358               | P                 | H            |
|                             | *   | 2413.11           | 93.16            | -                 | -                     | 97.42               | 27.13                   | 5.61              | 37                   | 215            | 358               | A                 | H            |
|                             |   | 2389.92           | 66.52            | -7.48             | 74                    | 70.95               | 27                      | 5.59              | 37.02                | 100            | 350               | P                 | V            |
|                             | !   | 2390              | 51.56            | -2.44             | 54                    | 55.99               | 27                      | 5.59              | 37.02                | 100            | 350               | A                 | V            |
|                             | *   | 2412.525          | 108.33           | -                 | -                     | 112.59              | 27.13                   | 5.61              | 37                   | 100            | 350               | P                 | V            |
|                             | *   | 2413.11           | 99.87            | -                 | -                     | 104.13              | 27.13                   | 5.61              | 37                   | 100            | 350               | A                 | V            |
| 802.11g<br>CH 06<br>2437MHz | *   | 2437.909          | 100.09           | -                 | -                     | 104.02              | 27.39                   | 5.65              | 36.97                | 193            | 359               | P                 | H            |
|                             | *   | 2438.159          | 92.08            | -                 | -                     | 96.01               | 27.39                   | 5.65              | 36.97                | 193            | 359               | A                 | H            |
|                             | *   | 2435.822          | 106.11           | -                 | -                     | 110.21              | 27.26                   | 5.63              | 36.99                | 129            | 356               | P                 | V            |
|                             | *   | 2438.076          | 98.67            | -                 | -                     | 102.6               | 27.39                   | 5.65              | 36.97                | 129            | 356               | A                 | V            |
| 802.11g<br>CH 11<br>2462MHz | *   | 2462.708          | 100.07           | -                 | -                     | 103.85              | 27.51                   | 5.67              | 36.96                | 215            | 0                 | P                 | H            |
|                             | *   | 2463.209          | 92.59            | -                 | -                     | 96.37               | 27.51                   | 5.67              | 36.96                | 215            | 0                 | A                 | H            |
|                             |   | 2483.76           | 56.74            | -17.26            | 74                    | 60.35               | 27.64                   | 5.69              | 36.94                | 215            | 0                 | P                 | H            |
|                             |   | 2483.56           | 44.35            | -9.65             | 54                    | 47.96               | 27.64                   | 5.69              | 36.94                | 215            | 0                 | A                 | H            |
|                             | *   | 2460.705          | 107.23           | -                 | -                     | 111.01              | 27.51                   | 5.67              | 36.96                | 117            | 352               | P                 | V            |
|                             | *   | 2460.872          | 99.22            | -                 | -                     | 103                 | 27.51                   | 5.67              | 36.96                | 117            | 352               | A                 | V            |
|                             |   | 2483.68           | 64.5             | -9.5              | 74                    | 68.11               | 27.64                   | 5.69              | 36.94                | 117            | 352               | P                 | V            |
|                             | !   | 2483.52           | 49.41            | -4.59             | 54                    | 53.02               | 27.64                   | 5.69              | 36.94                | 117            | 352               | A                 | V            |
| Remark                      | 1. No other spurious found.<br>2. All results are PASS against Peak and Average limit line. |                   |                  |                   |                       |                     |                         |                   |                      |                |                   |                   |              |



2.4GHz 2400~2483.5MHz
WIFI 802.11g (Harmonic @ 3m)

Table with 14 columns: WIFI Ant. 1, Note, Frequency (MHz), Level (dBµV/m), Over Limit (dB), Limit Line (dBµV/m), Read Level (dBµV), Antenna Factor (dB/m), Cable Loss (dB), Preamp Factor (dB), Ant Pos (cm), Table Pos (deg), Peak Avg. (P/A), Pol. (H/V). Rows include data for CH 01 (2412MHz), CH 06 (2437MHz), and CH 11 (2462MHz).



**2.4GHz 2400~2483.5MHz  
WIFI 802.11n HT20 (Band Edge @ 3m)**

| WIFI Ant. 1                   | Note  | Frequency ( MHz ) | Level ( dBμV/m ) | Over Limit ( dB ) | Limit Line ( dBμV/m ) | Read Level ( dBμV ) | Antenna Factor ( dB/m ) | Cable Loss ( dB ) | Preamp Factor ( dB ) | Ant Pos ( cm ) | Table Pos ( deg ) | Peak Avg. ( P/A ) | Pol. ( H/V ) |
|-------------------------------|---|-------------------|------------------|-------------------|-----------------------|---------------------|-------------------------|-------------------|----------------------|----------------|-------------------|-------------------|--------------|
| 802.11n HT20 CH 01<br>2412MHz |   | 2389.92           | 59.88            | -14.12            | 74                    | 64.31               | 27                      | 5.59              | 37.02                | 196            | 358               | P                 | H            |
|                               |   | 2389.83           | 44.88            | -9.12             | 54                    | 49.31               | 27                      | 5.59              | 37.02                | 196            | 358               | A                 | H            |
|                               | *   | 2410.604          | 99.34            | -                 | -                     | 103.6               | 27.13                   | 5.61              | 37                   | 196            | 358               | P                 | H            |
|                               | *   | 2413.026          | 91.49            | -                 | -                     | 95.75               | 27.13                   | 5.61              | 37                   | 196            | 358               | A                 | H            |
|                               |   | 2389.29           | 65.93            | -8.07             | 74                    | 70.36               | 27                      | 5.59              | 37.02                | 100            | 356               | P                 | V            |
|                               | !   | 2390              | 51.31            | -2.69             | 54                    | 55.74               | 27                      | 5.59              | 37.02                | 100            | 356               | A                 | V            |
|                               | *   | 2414.279          | 106.31           | -                 | -                     | 110.57              | 27.13                   | 5.61              | 37                   | 100            | 356               | P                 | V            |
|                               | *   | 2413.026          | 98.37            | -                 | -                     | 102.63              | 27.13                   | 5.61              | 37                   | 100            | 356               | A                 | V            |
| 802.11n HT20 CH 06<br>2437MHz | *   | 2435.989          | 99.09            | -                 | -                     | 103.19              | 27.26                   | 5.63              | 36.99                | 240            | 0                 | P                 | H            |
|                               | *   | 2438.243          | 91.4             | -                 | -                     | 95.33               | 27.39                   | 5.65              | 36.97                | 240            | 0                 | A                 | H            |
|                               | *   | 2435.571          | 106.04           | -                 | -                     | 110.14              | 27.26                   | 5.63              | 36.99                | 100            | 0                 | P                 | V            |
|                               | *   | 2435.822          | 98.16            | -                 | -                     | 102.26              | 27.26                   | 5.63              | 36.99                | 100            | 0                 | A                 | V            |
| 802.11n HT20 CH 11<br>2462MHz | *   | 2464.211          | 99.42            | -                 | -                     | 103.2               | 27.51                   | 5.67              | 36.96                | 192            | 0                 | P                 | H            |
|                               | *   | 2460.955          | 91.81            | -                 | -                     | 95.59               | 27.51                   | 5.67              | 36.96                | 192            | 0                 | A                 | H            |
|                               |   | 2483.52           | 59.19            | -14.81            | 74                    | 62.8                | 27.64                   | 5.69              | 36.94                | 192            | 0                 | P                 | H            |
|                               |   | 2483.56           | 44.43            | -9.57             | 54                    | 48.04               | 27.64                   | 5.69              | 36.94                | 192            | 0                 | A                 | H            |
|                               | *   | 2464.545          | 106.6            | -                 | -                     | 110.38              | 27.51                   | 5.67              | 36.96                | 100            | 0                 | P                 | V            |
|                               | *   | 2463.209          | 98.37            | -                 | -                     | 102.15              | 27.51                   | 5.67              | 36.96                | 100            | 0                 | A                 | V            |
|                               |   | 2483.56           | 65.4             | -8.6              | 74                    | 69.01               | 27.64                   | 5.69              | 36.94                | 100            | 0                 | P                 | V            |
|                               | !   | 2483.6            | 49.4             | -4.6              | 54                    | 53.01               | 27.64                   | 5.69              | 36.94                | 100            | 0                 | A                 | V            |
| Remark                        | 1. No other spurious found.<br>2. All results are PASS against Peak and Average limit line. |                   |                  |                   |                       |                     |                         |                   |                      |                |                   |                   |              |



**2.4GHz 2400~2483.5MHz**  
**WIFI 802.11n HT20 (Harmonic @ 3m)**

| WIFI Ant. 1                   | Note  | Frequency ( MHz ) | Level ( dBμV/m ) | Over Limit ( dB ) | Limit Line ( dBμV/m ) | Read Level ( dBμV ) | Antenna Factor ( dB/m ) | Cable Loss ( dB ) | Preamp Factor ( dB ) | Ant Pos ( cm ) | Table Pos ( deg ) | Peak Avg. (P/A) | Pol. (H/V) |
|-------------------------------|---|-------------------|------------------|-------------------|-----------------------|---------------------|-------------------------|-------------------|----------------------|----------------|-------------------|-----------------|------------|
| 802.11n HT20 CH 01<br>2412MHz |   | 4824              | 45.28            | -28.72            | 74                    | 66.74               | 31.51                   | 9.13              | 62.1                 | 100            | 360               | P               | H          |
|                               |   | 4824              | 38.78            | -35.22            | 74                    | 60.24               | 31.51                   | 9.13              | 62.1                 | 100            | 0                 | P               | V          |
| 802.11n HT20 CH 06<br>2437MHz |   | 4875              | 40.85            | -33.15            | 74                    | 62.09               | 31.59                   | 9.2               | 62.03                | 100            | 360               | P               | H          |
|                               |   | 7311              | 40.84            | -33.16            | 74                    | 54.67               | 34.03                   | 11.3              | 59.16                | 100            | 0                 | P               | H          |
|                               |   | 4875              | 34.68            | -39.32            | 74                    | 55.92               | 31.59                   | 9.2               | 62.03                | 100            | 0                 | P               | V          |
|                               |   | 7311              | 43.56            | -30.44            | 74                    | 57.39               | 34.03                   | 11.3              | 59.16                | 100            | 360               | P               | V          |
| 802.11n HT20 CH 11<br>2462MHz |   | 4923              | 37.2             | -36.8             | 74                    | 58.23               | 31.67                   | 9.27              | 61.97                | 100            | 360               | P               | H          |
|                               |   | 7386              | 40.8             | -33.2             | 74                    | 54.34               | 34.29                   | 11.29             | 59.12                | 100            | 0                 | P               | H          |
|                               |   | 4923              | 36.31            | -37.69            | 74                    | 57.34               | 31.67                   | 9.27              | 61.97                | 100            | 0                 | P               | V          |
|                               |   | 7386              | 41.22            | -32.78            | 74                    | 54.76               | 34.29                   | 11.29             | 59.12                | 100            | 360               | P               | V          |
| Remark                        | 1. No other spurious found.<br>2. All results are PASS against Peak and Average limit line. |                   |                  |                   |                       |                     |                         |                   |                      |                |                   |                 |            |



**Emission below 1GHz  
2.4GHz WIFI 802.11g (LF)**

| WIFI                             | Note   | Frequency | Level      | Over   | Limit      | Read     | Antenna  | Cable  | Preamp | Ant    | Table   | Peak    | Pol.    |
|----------------------------------|--|-----------|------------|--------|------------|----------|----------|--------|--------|--------|---------|---------|---------|
| Ant.                             |  |           |            | Limit  | Line       | Level    | Factor   | Loss   | Factor | Pos    | Pos     | Avg.    |         |
| 1                                |  | ( MHz )   | ( dBμV/m ) | ( dB ) | ( dBμV/m ) | ( dBμV ) | ( dB/m ) | ( dB ) | ( dB ) | ( cm ) | ( deg ) | ( P/A ) | ( H/V ) |
| <b>2.4GHz<br/>802.11g<br/>LF</b> |  | 31.94     | 25.75      | -14.25 | 40         | 39.3     | 18.32    | 0.68   | 32.55  | 114    | 337     | P       | H       |
|                                  |  | 64.92     | 24.53      | -15.47 | 40         | 48.95    | 7.2      | 0.97   | 32.59  |        |         | P       | H       |
|                                  |  | 78.5      | 25.6       | -14.4  | 40         | 47.83    | 9.23     | 1.08   | 32.54  |        |         | P       | H       |
|                                  |  | 85.29     | 25.09      | -14.91 | 40         | 46.08    | 10.2     | 1.12   | 32.31  |        |         | P       | H       |
|                                  |  | 154.16    | 19.25      | -24.25 | 43.5       | 36.62    | 13.56    | 1.5    | 32.43  |        |         | P       | H       |
|                                  |  | 951.5     | 24.88      | -21.12 | 46         | 28.65    | 23.61    | 3.98   | 31.36  |        |         | P       | H       |
|                                  |  | 40.67     | 32.91      | -7.09  | 40         | 50.79    | 13.92    | 0.77   | 32.57  |        |         | P       | V       |
|                                  |  | 63.95     | 33.16      | -6.84  | 40         | 57.67    | 7.12     | 0.95   | 32.58  | 100    | 214     | P       | V       |
|                                  |  | 83.35     | 31.36      | -8.64  | 40         | 52.8     | 9.84     | 1.11   | 32.39  |        |         | P       | V       |
|                                  |  | 306.45    | 21.79      | -24.21 | 46         | 36.91    | 15.02    | 2.16   | 32.3   |        |         | P       | V       |
|                                  |  | 532.46    | 20.44      | -25.56 | 46         | 30.9     | 18.49    | 2.89   | 31.84  |        |         | P       | V       |
|                                  |  | 857.41    | 24.8       | -21.2  | 46         | 30.35    | 22.38    | 3.73   | 31.66  |        |         | P       | V       |
| <b>Remark</b>                    | 1. No other spurious found.<br>2. All results are PASS against limit line. |           |            |        |            |          |          |        |        |        |         |         |         |



**Note symbol**

|     |  |
|-----|--|
| *   | <b>Fundamental Frequency</b> which can be ignored. However, the level of any unwanted emissions shall not exceed the level of the fundamental frequency. |
| !   | Test result is <b>over limit</b> line.   |
| P/A | <b>Peak</b> or <b>Average</b>  |
| H/V | <b>Horizontal</b> or <b>Vertical</b>   |



A calculation example for radiated spurious emission is shown as below:

| WIFI    | Note | Frequency | Level      | Over   | Limit      | Read     | Antenna  | Cable  | Preamp | Ant    | Table   | Peak    | Pol.    |
|---------|------|-----------|------------|--------|------------|----------|----------|--------|--------|--------|---------|---------|---------|
| Ant.    |      |           |            | Limit  | Line       | Level    | Factor   | Loss   | Factor | Pos    | Pos     | Avg.    |         |
| 1       |      | ( MHz )   | ( dBμV/m ) | ( dB ) | ( dBμV/m ) | ( dBμV ) | ( dB/m ) | ( dB ) | ( dB ) | ( cm ) | ( deg ) | ( P/A ) | ( H/V ) |
| 802.11b |      | 2390      | 55.45      | -18.55 | 74         | 54.51    | 32.22    | 4.58   | 35.86  | 103    | 308     | P       | H       |
| CH 01   |      |           |            |        |            |          |          |        |        |        |         |         |         |
| 2412MHz |      | 2390      | 43.54      | -10.46 | 54         | 42.6     | 32.22    | 4.58   | 35.86  | 103    | 308     | A       | H       |

- Level(dBμV/m) =  
Antenna Factor(dB/m) + Cable Loss(dB) + Read Level(dBμV) - Preamp Factor(dB)
- Over Limit(dB) = Level(dBμV/m) – Limit Line(dBμV/m)

**For Peak Limit @ 2390MHz:**

- Level(dBμV/m)  
= Antenna Factor(dB/m) + Cable Loss(dB) + Read Level(dBμV) - Preamp Factor(dB)  
= 32.22(dB/m) + 4.58(dB) + 54.51(dBμV) – 35.86 (dB)  
= 55.45 (dBμV/m)
- Over Limit(dB)  
= Level(dBμV/m) – Limit Line(dBμV/m)  
= 55.45(dBμV/m) – 74(dBμV/m)  
= -18.55(dB)

**For Average Limit @ 2390MHz:**

- Level(dBμV/m)  
= Antenna Factor(dB/m) + Cable Loss(dB) + Read Level(dBμV) - Preamp Factor(dB)  
= 32.22(dB/m) + 4.58(dB) + 42.6(dBμV) – 35.86 (dB)  
= 43.54 (dBμV/m)
- Over Limit(dB)  
= Level(dBμV/m) – Limit Line(dBμV/m)  
= 43.54(dBμV/m) – 54(dBμV/m)  
= -10.46(dB)

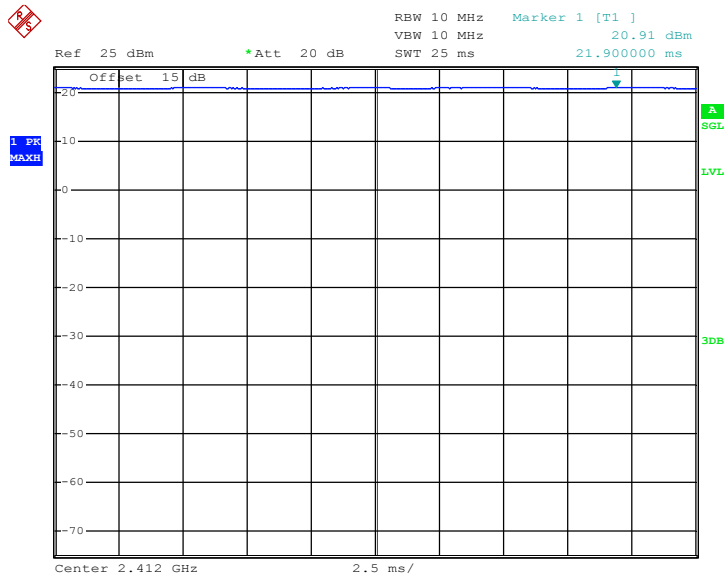
Both peak and average measured complies with the limit line, so test result is “PASS”.



### Appendix C. Duty Cycle Plots

| Band                | Duty Cycle(%) | T(ms) | 1/T(kHz) | VBW Setting |
|---------------------|---------------|-------|----------|-------------|
| 802.11b             | 100           | -     | -        | 10Hz        |
| 802.11g             | 97.911        | 1.406 | 0.711    | 1kHz        |
| 2.4GHz 802.11n HT20 | 97.917        | 1.316 | 0.760    | 1kHz        |

#### 802.11b

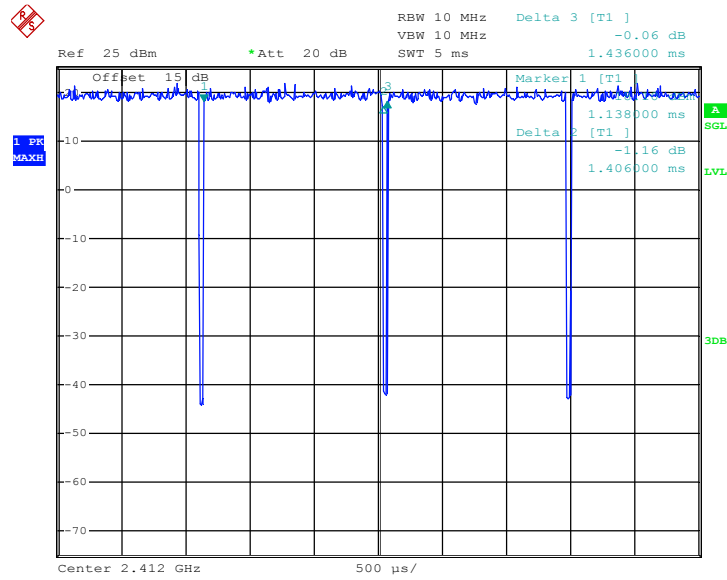


Date: 18.MAY.2016 21:01:00



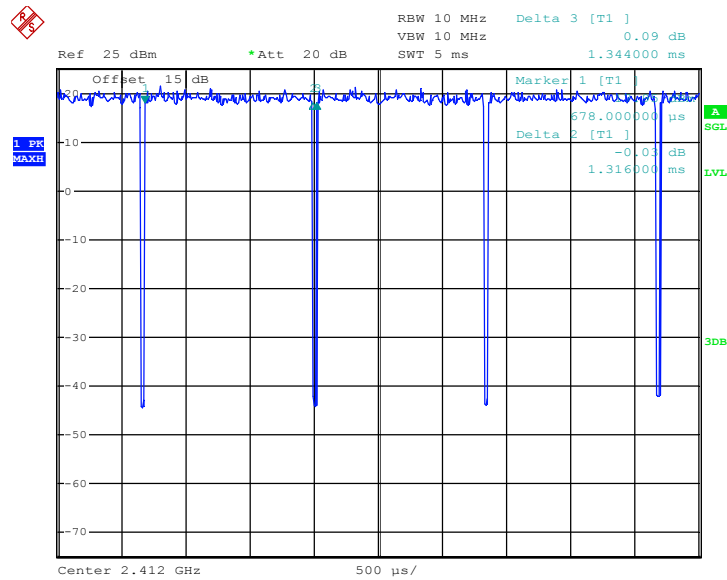


802.11g



Date: 18.MAY.2016 21:15:52

2.4GHz 802.11n HT20



Date: 18.MAY.2016 21:27:08