



TESTING LABORATORY
CERTIFICATE#4323.01



FCC PART 27
FCC PART 22H, PART 24E, PART 90
TEST REPORT

For

Shanghai Sunmi Technology Co.,Ltd.

Room 605, Block 7, KIC Plaza, No.388 Song Hu Road, Yang Pu District, Shanghai 200433 China

FCC ID: 2AH25TW010

Report Type: Original Report	Product Type: Wireless Router
Test Engineer: CK Huang	<i>CK Huang</i>
Report Number: RKSA200818001-00D	
Report Date: 2020-11-09	
Reviewed By: Oscar Ye EMC Manager	<i>Oscar Ye</i>
Prepared By:	Bay Area Compliance Laboratories Corp. (Kunshan) No.248 Chenghu Road, Kunshan, Jiangsu province, China Tel: +86-0512-86175000 Fax: +86-0512-88934268 www.baclcorp.com.cn

TABLE OF CONTENTS

GENERAL INFORMATION.....	3
PRODUCT DESCRIPTION FOR EQUIPMENT UNDER TEST (EUT)	3
OBJECTIVE	3
RELATED SUBMITTAL(S)/GRANT(S).....	3
TEST METHODOLOGY	4
MEASUREMENT UNCERTAINTY	5
TEST FACILITY	5
SYSTEM TEST CONFIGURATION.....	6
JUSTIFICATION	6
CHANNEL LIST	6
EQUIPMENT MODIFICATIONS	9
SUPPORT EQUIPMENT LIST AND DETAILS	9
EXTERNAL I/O CABLE.....	9
BLOCK DIAGRAM OF TEST SETUP	10
SUMMARY OF TEST RESULTS.....	11
TEST EQUIPMENT LIST	12
FCC §1.1310 & §2.1091 –MAXIMUM PERMISSIBLE EXPOSURE (MPE).....	14
CALCULATED FORMULARY:.....	14
CALCULATED DATA:.....	15
FCC §2.1047 - MODULATION CHARACTERISTIC.....	17
FCC §2.1046; § 22.913 (A); § 24.232 (C); §27.50 (B) (C) (D);§90.542 - RF OUTPUT POWER.....	18
APPLICABLE STANDARDS.....	18
TEST PROCEDURE	18
TEST DATA	19
FCC §2.1049, §22.917, §22.905 & §24.238; §27.53; §90.209 - OCCUPIED BANDWIDTH.....	67
APPLICABLE STANDARDS.....	67
TEST PROCEDURE	67
TEST DATA	67
FCC § 2.1051; § 22.917 (A); § 24.238 (A); §27.53(C) (F) (H) (G), § 90.543 - SPURIOUS EMISSIONS AT ANTENNA TERMINALS	180
APPLICABLE STANDARDS.....	180
TEST PROCEDURE	180
TEST DATA	180
FCC § 2.1053; § 22.917 (A); § 24.238 (A); §27.53 (C) (G) (H); § 90.543 - SPURIOUS RADIATED EMISSIONS.....	413
APPLICABLE STANDARDS.....	413
TEST PROCEDURE	414
TEST DATA	415
FCC § 22.917 (A); § 24.238 (A); §27.53 (C) (G) (H); § 90.543 - BAND EDGES	428
APPLICABLE STANDARDS.....	428
TEST PROCEDURE	429
TEST DATA	429
FCC § 2.1055; § 22.355; § 24.235; §27.54, § 90.213 - FREQUENCY STABILITY	502
APPLICABLE STANDARDS.....	502
TEST PROCEDURE	502
TEST DATA	503

GENERAL INFORMATION

Product Description for Equipment under Test (EUT)

Applicant:	Shanghai Sunmi Technology Co.,Ltd.
Tested Model:	TW010
Product Type:	Wireless Router
Power Supply:	AC 100-240V
RF Function:	WCDMA; LTE
Operating Band/Frequency:	WCDMA Band II: 1850-1910 MHz(TX), 1930-1990 MHz(RX) WCDMA Band IV: 1710-1755MHz(TX), 2110-2155MHz(RX) WCDMA Band V: 824-849MHz(TX), 869-894MHz(RX) LTE Band 2: 1850-1910MHz(TX), 1930-1990 MHz(RX) LTE Band 4: 1710-1755MHz(TX), 2110-2155MHz(RX) LTE Band 12: 699-716MHz(TX), 729-746MHz(RX) LTE Band 13: 777-787MHz(TX), 746-756MHz(RX) LTE Band 14: 788-798MHz(TX), 758-768MHz(RX) LTE Band 66: 1710-1780MHz(TX), 2110-2200MHz(RX) LTE Band 71: 663-698MHz(TX), 617-652MHz(RX)
Power Class:	WCDMA & LTE: Class 3
Modulation Type:	WCDMA: BPSK,QPSK,16QAM LTE: QPSK,16QAM
Antenna Type:	WCDMA & LTE: FPC Antenna
*Maximum Antenna Gain:	WCDMA: Band II: 2.32 dBi; Band IV: 3.53 dBi; Band V: 2.61 dBi LTE: Band 2: 2.32dBi; Band 4/66:3.53dBi; Band 12: 1.34dBi; Band 13/14:2.25dBi; Band 71: 1.93dBi

Note: The antenna gain is provided by the applicant.

**All measurement and test data in this report was gathered from production sample serial number: 20200818001. (Assigned by the BACL. The EUT supplied by the applicant was received on 2020-08-18)*

Objective

This type approval report is prepared on behalf of *Shanghai Sunmi Technology Co.,Ltd.* in accordance with Part 2, Part 22-Subpart H, Part 24-Subpart E, Part 27 and Part 90 of the Federal Communication Commission's rules.

The objective is to determine the compliance of EUT with FCC rules for output power, modulation characteristic, occupied bandwidth, and spurious emission at antenna terminal, spurious radiated emission, frequency stability, and band edge.

Related Submittal(s)/Grant(s)

FCC Part 15.247 DTS submissions with FCC ID: 2AH25TW010
FCC Part 15.407 NII submissions with FCC ID: 2AH25TW010
FCC Part 15B JAB submissions with FCC ID: 2AH25TW010

Test Methodology

All tests and measurements indicated in this document were performed in accordance with the Code of Federal Regulations Title 47 Part 2, Sub-Part J as well as the following parts:

Part 22 Subpart H - Public Mobile Services
Part 24 Subpart E - Personal Communication Services
Part 27 – Miscellaneous wireless communications services
Part 90 – Private Land Mobile Radio Service

Applicable Standards: ANSI C63.26-2015.

All radiated and conducted emissions measurements were performed at Bay Area Compliance Laboratories Corp. (Kunshan). The radiated testing was performed at an antenna-to-EUT distance of 3 meters.

Measurement Uncertainty

Item		Uncertainty
AC Power Lines Conducted Emissions		3.19dB
RF conducted test with spectrum		0.9dB
RF Output Power with Power meter		0.5dB
Radiated emission	30MHz~1GHz	5.91dB
	1GHz~6GHz	4.68dB
	6GHz~18GHz	4.92dB
	18GHz~40GHz	5.21dB
Occupied Bandwidth		0.5kHz
Temperature		1.0°C
Humidity		6%

Test Facility

The test site used by Bay Area Compliance Laboratories Corp. (Kunshan) to collect test data is located on the No.248 Chenghu Road, Kunshan, Jiangsu province, China.

Bay Area Compliance Laboratories Corp. (Kunshan) Lab is accredited to ISO/IEC 17025 by A2LA (Lab code: 4323.01) and the FCC designation No. CN1185 under the FCC KDB 974614 D01 and CAB identifier CN0004 under the ISED requirement. The facility also complies with the radiated and AC line conducted test site criteria set forth in ANSI C63.4-2014.

SYSTEM TEST CONFIGURATION

Justification

The EUT was configured for testing according to ANSI C63.26-2015.

The final qualification test was performed with the EUT operating at normal mode.

Channel List

Mode		Channel		Frequency (MHz)
WCDMA Band II	Low	9262	1852.4	
	Middle	9400	1880.0	
	High	9538	1907.6	
WCDMA Band IV	Low	1312	1712.4	
	Middle	1413	1732.6	
	High	1513	1752.6	
WCDMA Band V	Low	4132	826.4	
	Middle	4183	836.6	
	High	4233	846.6	
LTE Band 2	1.4M	Low	18607	1850.7
		Middle	18900	1880.0
		High	19193	1909.3
	3M	Low	18615	1851.5
		Middle	18900	1880.0
		High	19185	1908.5
	5M	Low	18625	1852.5
		Middle	18900	1880.0
		High	19175	1907.5
	10M	Low	18650	1855.0
		Middle	18900	1880.0
		High	19150	1905.0
	15M	Low	18675	1857.5
		Middle	18900	1880.0
		High	19125	1902.5
20M	Low	18700	1860.0	
	Middle	18900	1880.0	
	High	19100	1900.0	

Mode		Channel		Frequency (MHz)
LTE Band 4	1.4M	Low	19957	1710.7
		Middle	20175	1732.5
		High	20393	1754.3
	3M	Low	19965	1711.5
		Middle	20175	1732.5
		High	20385	1753.5
	5M	Low	19975	1712.5
		Middle	20175	1732.5
		High	20375	1752.5
	10M	Low	20000	1715.0
		Middle	20175	1732.5
		High	20350	1750.0
	15M	Low	20025	1717.5
		Middle	20175	1732.5
		High	20325	1747.5
20M	Low	20050	1720.0	
	Middle	20175	1732.5	
	High	20300	1745.0	
LTE Band 12	1.4M	Low	23017	699.7
		Middle	23095	707.5
		High	23173	715.3
	3M	Low	23025	700.5
		Middle	23095	707.5
		High	23165	714.5
	5M	Low	23035	701.5
		Middle	23095	707.5
		High	23155	713.5
10M	Low	23060	704.0	
	Middle	23095	707.5	
	High	23130	711.0	
LTE Band 13	5M	Low	23205	779.5
		Middle	23230	782.0
		High	23255	784.5
	10M	Low	/	/
		Middle	23230	782.0
		High	/	/

Mode		Channel		Frequency (MHz)	
LTE Band 14	5M	Low	23305	790.5	
		Middle	23330	793.0	
		High	23355	795.5	
	10M	Low	/	/	
		Middle	23330	793.0	
		High	/	/	
LTE Band 66	1.4M	Low	131979	1710.7	
		Middle	132322	1745.0	
		High	132665	1779.3	
	3M	Low	131987	1711.5	
		Middle	132322	1745.0	
		High	132657	1778.5	
	5M	Low	131997	1712.5	
		Middle	132333	1745.0	
		High	132647	1777.5	
	10M	Low	132022	1715.0	
		Middle	132322	1745.0	
		High	132622	1775.0	
	15M	Low	132047	1717.5	
		Middle	132300	1745.0	
		High	132579	1772.5	
	20M	Low	132072	1720.0	
		Middle	132322	1745.0	
		High	132572	1770.0	
	LTE Band 71	5M	Low	133147	665.5
			Middle	133297	680.5
			High	133447	695.5
10M		Low	133172	668.0	
		Middle	133279	680.5	
		High	133422	693.0	
15M		Low	133197	670.5	
		Middle	133297	680.5	
		High	133397	690.5	
20M		Low	133222	673.0	
		Middle	133297	680.5	
		High	133372	688.0	

Equipment Modifications

No modifications were made to the EUT.

Support Equipment List and Details

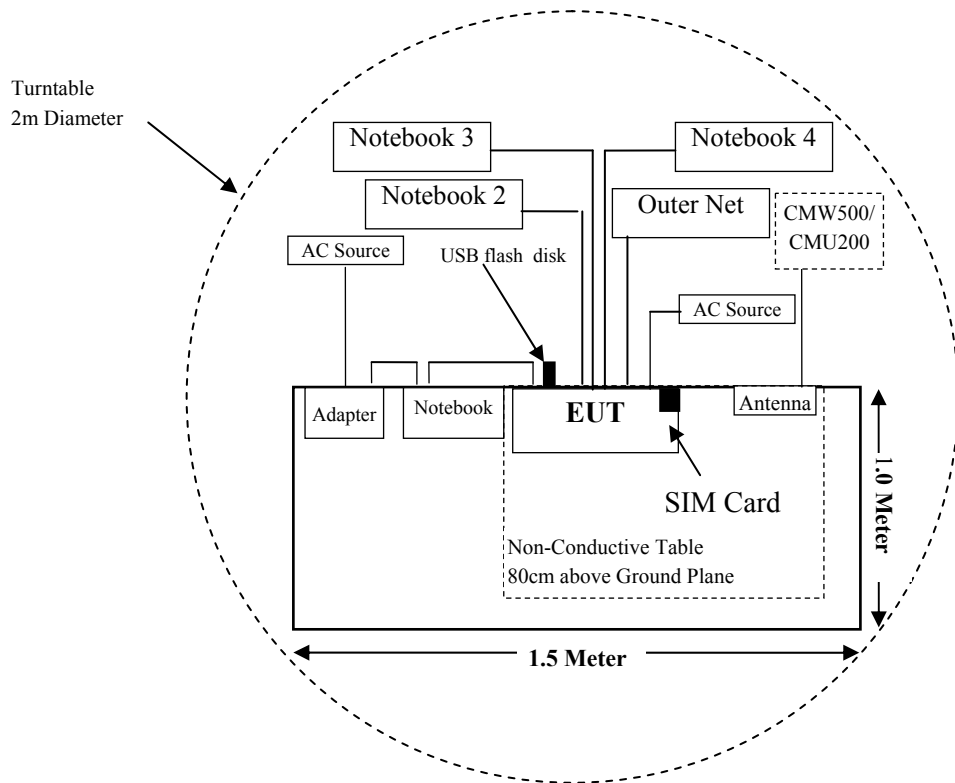
Manufacturer	Description	Model	Serial Number
DELL	Notebook 1	015K3N	00190-098-766-241
DELL	Notebook 2	0T7570	00045-644-426-785
DELL	Notebook 3	E6410	3094742521
DELL	Notebook 4	/	/
Guang Bao Technology Co.,Ltd	Adapter	SU10462	/
Sandisk	USB flash disk	/	/
/	SIM Card	/	/
Tersus Inc.	Antenna	/	/
Rohde & Schwarz	Wideband Radio Communication Tester	CMW500	104478
Rohde & Schwarz	UNIVERSAL RADIO COMMUNICATION TESTER	CMU200	110605

External I/O Cable

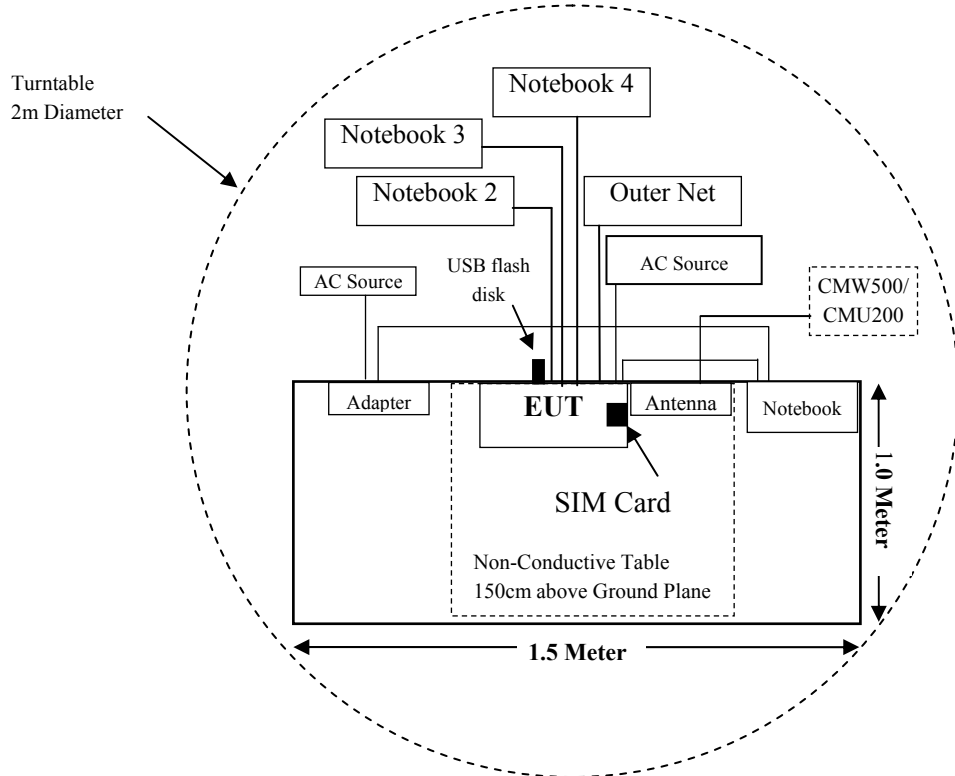
Cable Description	Shielding Type	Length (m)	From Port	To
RJ45 Cable	Un-shielding	15	EUT	Notebook2/3/4
RJ45 Cable	Un-shielding	1.5	EUT	Notebook 1
Power Cable 1	Un-shielding	1.0	EUT	Adapter
Power Cable 2	Un-shielding	1.0	Adapter	AC Source

Block Diagram of Test Setup

For Radiated Emissions (Below 1GHz):



For Radiated Emissions (Above 1GHz):



SUMMARY OF TEST RESULTS

FCC Rules	Description of Test	Result
§1.1307 & §2.1091	Maximum Permissible Exposure (MPE)	Compliant
§2.1046; § 22.913 (a);§ 24.232 (c); § 27.50 (b)(c)(d);§27.50(h) (2); § 90.542	RF Output Power	Compliant
§ 2.1047	Modulation Characteristics	Not Applicable
§ 2.1049; § 22.905; § 22.917; § 24.238; §27.53; § 90.209	Occupied Bandwidth	Compliant
§ 2.1051; § 22.917 (a); § 24.238 (a); §27.53(c)(f)(g)(h); § 90.543	Spurious Emissions at Antenna Terminal	Compliant
§ 2.1053; § 22.917 (a); § 24.238 (a); §27.53 (c)(g)(h); § 90.543	Spurious Radiated Emissions	Compliant
§ 22.917 (a); § 24.238 (a); §27.53 (c)(g)(h); § 90.543	Band Edge	Compliant
§ 2.1055; § 22.355; § 24.235; §27.54; § 90.231	Frequency stability	Compliant

TEST EQUIPMENT LIST

Manufacturer	Description	Model	Serial Number	Calibration Date	Calibration Due Date
Radiated Emission Test (Chamber 1#)					
Rohde & Schwarz	EMI Test Receiver	ESCI	100195	2019-12-14	2020-12-13
HP	Signal Generator	N5183A	MY51040755	2019-12-14	2020-12-13
Sunol Sciences	Broadband Antenna	JB3	A090413-1	2017-12-26	2020-12-25
Sunol Sciences	Broadband Antenna	JB3	A090314-2	2019-01-09	2022-01-08
Sonoma Instrument	Pre-amplifier	310N	171205	2020-08-14	2021-08-13
Rohde & Schwarz	Auto test Software	EMC32	100361	/	/
MICRO-COAX	Coaxial Cable	Cable-6	006	2020-08-15	2021-08-14
MICRO-COAX	Coaxial Cable	Cable-8	008	2020-08-15	2021-08-14
MICRO-COAX	Coaxial Cable	Cable-9	009	2020-08-15	2021-08-14
MICRO-COAX	Coaxial Cable	Cable-10	010	2020-08-15	2021-08-14
R & S	Wideband Radio Communication Tester	CMW500	104478	2020-08-05	2021-08-04
Rohde & Schwarz	UNIVERSAL RADIO COMMUNICATION TESTER	CMU200	110605	2020-04-01	2021-03-31
Radiated Emission Test (Chamber 2#)					
HP	Signal Generator	N5183A	MY51040755	2019-12-14	2020-12-13
Rohde & Schwarz	EMI Test Receiver	ESU40	100207	2020-04-01	2021-03-31
ETS-LINDGREN	Horn Antenna	3115	9207-3900	2020-07-15	2023-07-14
ETS-LINDGREN	Horn Antenna	3115	6229	2020-01-10	2023-01-09
ETS-LINDGREN	Horn Antenna	3116	00084159	2019-10-18	2022-10-17
ETS-LINDGREN	Horn Antenna	3116	2516	2020-01-17	2023-01-16
A.H.Systems,inc	Amplifier	PAM-0118P	512	2020-02-20	2021-02-19
EM Electronics Corporation	Amplifier	EM18G40G	060726	2020-03-22	2021-03-21
Rohde & Schwarz	Auto test Software	EMC32	100361	/	/
MICRO-COAX	Coaxial Cable	Cable-6	006	2020-08-15	2021-08-14
MICRO-COAX	Coaxial Cable	Cable-11	011	2020-08-15	2021-08-14
MICRO-COAX	Coaxial Cable	Cable-12	012	2020-08-15	2021-08-14
MICRO-COAX	Coaxial Cable	Cable-13	013	2020-08-15	2021-08-14
MICRO-COAX	Coaxial Cable	Cable-16	016	2020-08-15	2021-08-14
R & S	Wideband Radio Communication Tester	CMW500	104478	2020-08-05	2021-08-04
Rohde & Schwarz	UNIVERSAL RADIO COMMUNICATION TESTER	CMU200	110605	2020-04-01	2021-03-31

Manufacturer	Description	Model	Serial Number	Calibration Date	Calibration Due Date
RF Conducted Test					
Rohde & Schwarz	Signal Analyzer	FSIQ26	836131/009	2019-12-14	2020-12-13
Narda	Attenuator	10dB	010	2020-08-15	2021-08-14
Rohde & Schwarz	UNIVERSAL RADIO COMMUNICATION TESTER	CMU200	110605	2020-04-01	2021-03-31
R & S	Wideband Radio Communication Tester	CMW500	104478	2020-08-05	2021-08-04
Mini-Circuits	Power splitter	ZFRSC-14-S+	SF019411452	2019-11-10	2020-11-09
BACL	Temperature & Humidity Chamber	BTH-150	30023	2019-12-20	2020-12-19
Sunmi	RF Cable	Sunmi C01	C01	Each Time	/

* **Statement of Traceability:** Bay Area Compliance Laboratories Corp. (Kunshan) attests that all calibrations have been performed in accordance to requirements that traceable to National Primary Standards and International System of Units (SI).

FCC §1.1310 & §2.1091 –MAXIMUM PERMISSIBLE EXPOSURE (MPE)

Applicable Standard

According to subpart §2.1091 and subpart §1.1310, systems operating under the provisions of this section shall be operated in a manner that ensures that the public is not exposed to radio frequency energy level in excess of the Commission’s guidelines.

Limits for Maximum Permissible Exposure (MPE) (§1.1310, §2.1091)

(B) Limits for General Population/Uncontrolled Exposure				
Frequency Range (MHz)	Electric Field Strength (V/m)	Magnetic Field Strength (A/m)	Power Density (mW/cm²)	Averaging Time (minutes)
0.3-1.34	614	1.63	*(100)	30
1.34-30	824/f	2.19/f	*(180/f ²)	30
30-300	27.5	0.073	0.2	30
300-1500	/	/	f/1500	30
1500-100,000	/	/	1.0	30

f = frequency in MHz; * = Plane-wave equivalent power density;

According to §1.1310 and §2.1091 RF exposure is calculated.

Calculated Formulary:

Predication of MPE limit at a given distance

S = PG/4πR² = power density (in appropriate units, e.g. mW/cm²);

P = power input to the antenna (in appropriate units, e.g., mW);

G = power gain of the antenna in the direction of interest relative to an isotropic radiator, the power gain factor, is normally numeric gain;

R = distance to the center of radiation of the antenna (appropriate units, e.g., cm);

For simultaneously transmit system, the calculated power density should comply with:

$$\sum_i \frac{S_i}{S_{Limit,i}} \leq 1$$

Calculated Data:**2.4G WiFi:**

Mode	Frequency Range (MHz)	Maximum Antenna Gain		Tune-up Conducted Power		Evaluation Distance (cm)	Power Density (mW/cm ²)	MPE Limit (mW/cm ²)
		(dBi)	(numeric)	(dBm)	(mW)			
802.11b	2412-2462	3.58	2.28	26.50	446.68	20	0.2026	1.0
802.11g		3.58	2.28	27.00	501.19	20	0.2273	1.0
802.11n- HT20		3.58	2.28	26.00	398.11	20	0.1806	1.0
802.11n- HT40	2422-2452	3.58	2.28	20.00	100.00	20	0.0454	1.0

5G Wi-Fi/WCDMA/LTE:

Mode	Frequency Range (MHz)	Antenna Gain		Tune-up Conducted Power		Evaluation Distance (cm)	Power Density (mW/cm ²)	MPE Limit (mW/cm ²)
		(dBi)	(numeric)	(dBm)	(mW)			
802.11a	5150~5250	4.97	3.14	25.0	316.23	20	0.1975	1.0
	5725~5850	4.98	3.15	24.0	251.19	20	0.1573	1.0
802.11ac20	5150~5250	4.97	3.14	24.0	251.19	20	0.1569	1.0
	5725~5850	4.98	3.15	25.5	354.81	20	0.2222	1.0
802.11n20	5150~5250	4.97	3.14	22.0	158.49	20	0.0990	1.0
	5725~5850	4.98	3.15	25.5	354.81	20	0.2222	1.0
802.11ac40	5150~5250	4.97	3.14	24.5	281.84	20	0.1760	1.0
	5725~5850	4.98	3.15	26.0	398.11	20	0.2493	1.0
802.11n40	5150~5250	4.97	3.14	24.0	251.19	20	0.1569	1.0
	5725~5850	4.98	3.15	25.5	354.81	20	0.2222	1.0
802.11ac80	5210	4.97	3.14	21.0	125.89	20	0.0786	1.0
	5775	4.98	3.15	25.0	316.23	20	0.1980	1.0
WCDMA Band II	1850-1910	2.32	1.71	22.5	177.83	20	0.0603	1.0
WCDMA Band IV	1710-1755	3.53	2.25	22.5	177.83	20	0.0796	1.0
WCDMA Band V	824-849	2.61	1.82	22.5	177.83	20	0.0645	0.55
LTE Band 2	1850-1910	2.32	1.71	23.0	199.53	20	0.0679	1.0
LTE Band 4	1710-1755	3.53	2.25	22.5	177.83	20	0.0796	1.0
LTE Band 12	699-716	1.34	1.36	22.5	177.83	20	0.0482	0.47
LTE Band 13	777-787	2.25	1.68	22.5	177.83	20	0.0594	0.52
LTE Band 14	788-798	2.25	1.68	22.5	177.83	20	0.0594	0.53
LTE Band 66	1710-1780	3.53	2.25	23.0	199.53	20	0.0893	1.0
LTE Band 71	663-698	1.93	1.56	22.5	177.83	20	0.0552	0.44

Note:

1. For the above tune up power were declared by the manufacturer.
2. 2.4G Wi-Fi, 5G Wi-Fi and LTE can transmit simultaneously, The worst condition is 802.11g of 2.4G Wi-Fi, 802.11ac 40 of 5G Wi-Fi Band 4 & LTE Band 71, as below:

$$\sum_i \frac{S_i}{S_{Limit,i}} = 0.2273/1.00 + 0.2493/1.0 + 0.0552/0.44 = 0.6021 < 1.0$$

Result: The device meet FCC MPE at 20 cm distance.

FCC §2.1047 - MODULATION CHARACTERISTIC

According to FCC § 2.1047(d), Part 22H & 24E, Part 27, Part 90 there is no specific requirement for digital modulation, therefore modulation characteristic is not presented.

FCC §2.1046; § 22.913 (a); § 24.232 (c); §27.50 (b) (c) (d);§90.542 - RF OUTPUT POWER

Applicable Standards

According to FCC §2.1046 and §22.913 (a), the ERP of mobile transmitters and auxiliary test transmitters must not exceed 7 watts (38.45dBm).

According to FCC §2.1046 and §24.232 (c), mobile and portable stations are limited to 2 watts (33dBm) EIRP and the equipment must employ a means for limiting power to the minimum necessary for successful communications.

According to §27.50(b), Portable stations (hand-held devices) transmitting in the 746-757 MHz, 776-788 MHz, and 805-806 MHz bands are limited to 3 watts ERP.

According to §27.50(d), the maximum EIRP must not exceed 1Watts (30dBm) for 1710-1780MHz.

According to §27.50(c), Portable stations (hand-held devices) in the 600 MHz uplink band and the 698-746 MHz band, and fixed and mobile stations in the 600 MHz uplink band are limited to 3 watts ERP.

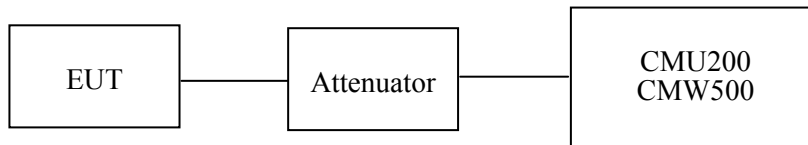
According to §90.542, control stations and mobile stations transmitting in the 758-768 MHz band and the 788-798 MHz band are limited to 30 watts ERP.

The peak-to-average power ratio (PAPR) of the transmitter output power must not exceed 13 dB.

Test Procedure

Conducted method:

The RF output of the transmitter was connected to the CMU200/CMW500 through sufficient attenuation.



Radiated Output Power:

The measurements procedures specified in ANSI C63.26-2015 were applied.

a) Connect the equipment as illustrated. Mount the equipment with the manufacturer specified antenna in a vertical orientation on a manufacturer specified mounting surface located on a non-conducting rotating platform of a RF anechoic chamber (preferred) or a standard radiation site.

b) Key the transmitter, then rotate the EUT 360o azimuthally and record spectrum analyzer power level (LVL) measurements at angular increments that are sufficiently small to permit resolution of all peaks. If a standard radiation test site is used, raise and lower the test antenna to obtain a maximum reading at each angular increment. (Note: several batteries may be needed to offset the effect of battery voltage droop, which should not exceed 5% of the manufactured specified battery voltage during transmission).

c) Replace the transmitter under test with a vertically polarized half-wave dipole (or an antenna whose gain is known relative to an ideal half-wave dipole). The center of the antenna should be at the same location as the center of the antenna under test.

d) Connect the antenna to a signal generator with a known output power and record the path loss (in dB) as LOSS. If a standard radiation test site is used, raise and lower the test antenna to obtain a maximum reading.
 $LOSS = \text{Generator Output Power (dBm)} - \text{Analyzer reading (dBm)}$

e) Determine the effective radiated output power at each angular position from the readings in steps b) and d) using the following equation:

$$ERP \text{ (dBm)} = LVL \text{ (dBm)} + LOSS \text{ (dB)}$$

f) The maximum ERP is the maximum value determined in the preceding step.

(Note: Effective Isotropic Radiated Power (EIRP) can be computed using the following:

$$EIRP \text{ (dBm)} = ERP \text{ (dBm)} + 2.15 \text{ (dB)}$$

Test Data

Environmental Conditions

Temperature:	23.2°C-23.5°C
Relative Humidity:	51 %-53%
ATM Pressure:	101.1kPa-103.3kPa

The testing was performed by CK Huang from 2020-08-23 to 2020-09-13.

Conducted Power:

WCDMA Band V

Mode	Test Condition	Test Mode	3GPP Sub Test	Average Output Power (dBm)		
				Low Frequency	Middle Frequency	High Frequency
WCDMA (Band V)	Normal	Rel 99	1	22.46	22.35	22.16
		HSDPA	1	22.01	22.17	22.29
			2	21.97	22.09	22.10
			3	22.08	22.13	22.22
			4	22.02	22.01	22.27
		HSUPA	1	21.94	22.06	22.20
			2	22.09	22.05	22.21
			3	22.06	21.91	22.13
			4	22.18	22.16	22.10
		5	21.99	22.08	22.09	
		HSPA+	1	22.06	22.05	22.20

WCDMA Band II

Mode	Test Condition	Test Mode	3GPP Sub Test	Average Output Power (dBm)		
				Low Frequency	Middle Frequency	High Frequency
WCDMA (Band II)	Normal	Rel 99	1	22.46	22.15	22.32
		HSDPA	1	22.17	21.91	22.17
			2	22.32	22.02	22.18
			3	22.30	21.94	22.18
			4	22.27	21.96	22.10
		HSUPA	1	22.23	22.01	22.20
			2	22.26	21.99	22.04
			3	22.30	22.16	22.02
			4	22.17	22.05	22.10
			5	22.28	22.09	22.16
		HSPA+	1	22.17	22.03	22.09

WCDMA Band IV

Mode	Test Condition	Test Mode	3GPP Sub Test	Average Output Power (dBm)		
				Low Frequency	Middle Frequency	High Frequency
WCDMA (Band IV)	Normal	Rel 99	1	22.26	22.16	22.41
		HSDPA	1	22.27	22.07	22.16
			2	22.31	22.10	22.17
			3	22.13	22.01	22.19
			4	22.26	21.96	22.05
		HSUPA	1	22.24	21.98	22.21
			2	22.37	22.04	22.06
			3	22.19	22.01	22.18
			4	22.26	22.01	22.22
			5	22.16	22.10	22.16
		HSPA+	1	22.24	22.11	22.21

Maximum Output Power:

LTE Band 2

Test Bandwidth	Test Modulation	Resource Block & RB offset	Low Channel (dBm)	Middle Channel (dBm)	High Channel (dBm)
1.4M	QPSK	1#0	21.68	21.98	21.85
		1#3	21.68	22.00	21.96
		1#5	21.66	21.87	22.03
		3#0	21.72	21.86	22.08
		3#1	21.79	21.77	22.07
		3#3	21.79	21.78	22.17
		6#0	21.74	21.74	22.10
	16-QAM	1#0	21.88	21.75	22.10
		1#3	21.90	21.78	21.97
		1#5	21.94	21.73	22.00
		3#0	21.84	21.74	21.98
		3#1	21.75	21.71	21.96
		3#3	21.71	21.71	21.87
		6#0	21.62	21.62	21.85
3M	QPSK	1#0	21.72	21.65	21.92
		1#7	21.83	21.72	22.00
		1#14	21.85	21.86	21.90
		8#0	21.90	21.84	21.93
		8#4	21.95	21.81	21.98
		8#7	21.86	21.78	21.97
		15#0	21.84	21.77	22.05
	16-QAM	1#0	21.94	21.73	22.04
		1#7	21.97	21.61	22.02
		1#14	21.98	21.62	22.01
		8#0	22.00	21.56	22.06
		8#4	21.96	21.65	22.10
		8#7	22.07	21.56	22.11
		15#0	22.10	21.64	22.12

Test Bandwidth	Test Modulation	Resource Block & RB offset	Low Channel (dBm)	Middle Channel (dBm)	High Channel (dBm)
5M	QPSK	1#0	22.14	21.56	22.14
		1#12	22.10	21.62	22.11
		1#24	22.06	21.61	22.04
		12#0	22.18	21.62	22.08
		12#6	22.11	21.58	22.07
		12#11	22.01	21.48	22.12
		25#0	22.00	21.51	22.08
	16-QAM	1#0	21.99	21.52	21.98
		1#12	22.00	21.49	21.99
		1#24	22.03	21.46	21.88
		12#0	22.01	21.48	21.92
		12#6	21.94	21.43	21.93
		12#11	21.98	21.40	21.92
		25#0	22.03	21.32	21.91
10M	QPSK	1#0	22.07	21.36	21.99
		1#24	22.12	21.40	22.07
		1#49	22.24	21.45	22.12
		25#0	22.25	21.45	22.18
		25#12	22.22	21.38	22.13
		25#24	22.16	21.48	22.03
		50#0	22.17	21.49	22.07
	16-QAM	1#0	22.03	21.46	22.19
		1#24	22.05	21.42	22.32
		1#49	22.04	21.44	22.30
		25#0	21.93	21.37	22.33
		25#12	21.88	21.34	22.37
		25#24	21.91	21.36	22.31
		50#0	21.77	21.31	22.39

Test Bandwidth	Test Modulation	Resource Block & RB offset	Low Channel (dBm)	Middle Channel (dBm)	High Channel (dBm)
15M	QPSK	1#0	21.65	21.32	22.39
		1#37	21.74	21.21	22.36
		1#74	21.81	21.24	22.28
		36#0	21.75	21.31	22.37
		36#17	21.84	21.20	22.39
		36#35	21.94	21.12	22.44
		75#0	21.87	21.22	22.45
	16-QAM	1#0	21.90	21.08	22.35
		1#37	21.88	21.00	22.28
		1#74	21.87	21.00	22.20
		36#0	21.90	20.96	22.33
		36#17	21.83	20.92	22.36
		36#35	21.80	20.84	22.41
		75#0	21.74	20.88	22.53
20M	QPSK	1#0	21.85	20.96	22.55
		1#49	21.85	21.05	22.60
		1#99	21.79	21.19	22.57
		50#0	21.82	21.29	22.57
		50#24	21.82	21.32	22.55
		50#49	21.81	21.36	22.49
		100#0	21.83	21.46	22.42
	16-QAM	1#0	21.84	21.46	22.34
		1#49	21.84	21.46	22.36
		1#99	21.86	21.56	22.35
		50#0	21.97	21.49	22.45
		50#24	21.90	21.54	22.53
		50#49	21.91	21.51	22.59
		100#0	21.96	21.51	22.58

LTE Band 4

Test Bandwidth	Test Modulation	Resource Block & RB offset	Low Channel (dBm)	Middle Channel (dBm)	High Channel (dBm)
1.4M	QPSK	1#0	21.68	21.98	21.85
		1#3	21.62	21.97	21.93
		1#5	21.66	21.95	22.02
		3#0	21.67	22.00	22.06
		3#1	21.67	21.87	22.04
		3#3	21.70	21.87	22.13
		6#0	21.63	21.98	22.16
	16-QAM	1#0	21.62	22.10	22.20
		1#3	21.59	22.17	22.15
		1#5	21.66	22.15	22.07
		3#0	21.62	22.13	22.01
		3#1	21.50	22.25	22.04
		3#3	21.62	22.24	22.06
		6#0	21.52	22.19	22.11
3M	QPSK	1#0	21.60	22.18	22.09
		1#7	21.51	22.24	22.08
		1#14	21.47	22.19	22.00
		8#0	21.41	22.15	22.02
		8#4	21.37	22.10	22.01
		8#7	21.39	22.03	21.90
		15#0	21.43	21.89	21.78
	16-QAM	1#0	21.47	21.90	21.90
		1#7	21.46	21.94	21.84
		1#14	21.43	22.04	21.87
		8#0	21.53	21.95	21.93
		8#4	21.46	21.93	21.99
		8#7	21.44	21.86	21.95
		15#0	21.39	21.85	21.97

Test Bandwidth	Test Modulation	Resource Block & RB offset	Low Channel (dBm)	Middle Channel (dBm)	High Channel (dBm)
5M	QPSK	1#0	21.43	21.89	21.94
		1#12	21.42	21.75	21.83
		1#24	21.34	21.78	21.85
		12#0	21.31	21.77	21.93
		12#6	21.27	21.86	21.92
		12#11	21.29	21.85	21.93
		25#0	21.34	21.77	22.01
	16-QAM	1#0	21.33	21.81	21.95
		1#12	21.38	21.72	21.91
		1#24	21.40	21.78	22.00
		12#0	21.40	21.86	22.00
		12#6	21.41	21.95	21.94
		12#11	21.47	21.96	21.96
		25#0	21.40	21.96	22.10
10M	QPSK	1#0	21.42	21.98	22.07
		1#24	21.44	21.98	22.06
		1#49	21.53	21.97	22.06
		25#0	21.67	22.02	22.11
		25#12	21.67	22.09	22.19
		25#24	21.74	22.07	22.19
		50#0	21.79	21.96	22.10
	16-QAM	1#0	21.69	21.97	22.20
		1#24	21.75	22.08	22.16
		1#49	21.64	22.12	22.11
		25#0	21.59	22.10	22.14
		25#12	21.61	22.02	22.09
		25#24	21.66	22.04	22.07
		50#0	21.62	22.15	22.17

Test Bandwidth	Test Modulation	Resource Block & RB offset	Low Channel (dBm)	Middle Channel (dBm)	High Channel (dBm)
15M	QPSK	1#0	21.70	22.11	22.16
		1#37	21.64	21.97	22.22
		1#74	21.60	21.95	22.25
		36#0	21.61	22.02	22.37
		36#17	21.65	21.96	22.36
		36#35	21.63	21.98	22.33
		75#0	21.60	21.95	22.34
	16-QAM	1#0	21.61	22.09	22.39
		1#37	21.61	22.07	22.33
		1#74	21.56	22.02	22.26
		36#0	21.59	22.07	22.16
		36#17	21.70	22.06	22.14
		36#35	21.82	21.91	22.19
		75#0	21.88	21.89	22.19
20M	QPSK	1#0	21.78	21.98	22.16
		1#49	21.78	22.05	22.14
		1#99	21.82	21.99	22.10
		50#0	21.79	21.99	22.07
		50#24	21.75	22.06	22.16
		50#49	21.73	22.13	22.18
		100#0	21.77	22.13	22.24
	16-QAM	1#0	21.79	22.11	22.37
		1#49	21.72	22.05	22.44
		1#99	21.67	22.02	22.32
		50#0	21.67	22.06	22.33
		50#24	21.69	21.97	22.21
		50#49	21.65	21.96	22.22
		100#0	21.60	21.98	22.21

LTE Band 12

Test Bandwidth	Test Modulation	Resource Block & RB offset	Low Channel (dBm)	Middle Channel (dBm)	High Channel (dBm)
1.4M	QPSK	1#0	21.68	21.98	21.85
		1#3	21.75	21.85	21.76
		1#5	21.85	21.76	21.72
		3#0	21.87	21.85	21.72
		3#1	21.91	21.93	21.75
		3#3	21.95	21.81	21.78
		6#0	22.01	21.77	21.91
	16-QAM	1#0	22.07	21.76	21.87
		1#3	22.02	21.85	21.76
		1#5	22.03	21.83	21.75
		3#0	22.00	21.83	21.85
		3#1	21.87	21.76	21.86
		3#3	21.90	21.71	21.81
		6#0	22.01	21.70	21.83
3M	QPSK	1#0	21.91	21.73	21.78
		1#7	22.04	21.74	21.76
		1#14	22.13	21.75	21.79
		8#0	22.16	21.86	21.81
		8#4	22.24	21.86	21.87
		8#7	22.19	21.78	21.85
		15#0	22.31	21.76	21.86
	16-QAM	1#0	22.35	21.72	21.74
		1#7	22.34	21.67	21.71
		1#14	22.40	21.76	21.72
		8#0	22.33	21.81	21.71
		8#4	22.37	21.80	21.60
		8#7	22.31	21.90	21.56
		15#0	22.27	21.95	21.57

Test Bandwidth	Test Modulation	Resource Block & RB offset	Low Channel (dBm)	Middle Channel (dBm)	High Channel (dBm)
5M	QPSK	1#0	22.17	21.97	21.7
		1#12	22.15	21.98	21.71
		1#24	22.11	22.09	21.72
		12#0	22.19	22.14	21.74
		12#6	22.21	22.1	21.87
		12#11	22.12	22.16	21.90
		25#0	22.16	22.26	21.97
	16-QAM	1#0	22.14	22.32	22.03
		1#12	22.10	22.41	22.05
		1#24	22.01	22.47	22.12
		12#0	22.05	22.53	22.22
		12#6	22.1	22.6	22.18
		12#11	22.07	22.63	22.26
		25#0	22.13	22.53	22.23
10M	QPSK	1#0	22.08	22.41	22.23
		1#24	22.07	22.44	22.20
		1#49	22.05	22.41	22.32
		25#0	22.16	22.47	22.30
		25#12	22.16	22.44	22.34
		25#24	22.19	22.38	22.31
		50#0	22.18	22.42	22.29
	16-QAM	1#0	22.21	22.44	22.20
		1#24	22.13	22.42	22.30
		1#49	22.17	22.36	22.28
		25#0	22.17	22.39	22.32
		25#12	22.20	22.37	22.27
		25#24	22.11	22.36	22.23
		50#0	22.10	22.39	22.33

LTE Band 13

Test Bandwidth	Test Modulation	Resource Block & RB offset	Low Channel (dBm)	Middle Channel (dBm)	High Channel (dBm)
5M	QPSK	1#0	21.46	21.31	21.26
		1#12	22.24	21.76	21.02
		1#24	21.61	21.92	21.36
		12#0	21.26	21.22	21.41
		12#6	22.25	21.92	21.69
		12#11	21.31	22.05	21.70
		25#0	21.52	21.22	21.96
	16-QAM	1#0	22.14	21.52	21.85
		1#12	21.93	21.19	21.15
		1#24	21.36	21.52	21.11
		12#0	21.80	21.79	22.02
		12#6	21.63	21.20	21.09
		12#11	21.71	22.03	21.25
		25#0	21.51	22.07	21.99
10M	QPSK	1#0	/	21.20	/
		1#24	/	21.36	/
		1#49	/	21.57	/
		25#0	/	21.46	/
		25#12	/	21.57	/
		25#24	/	21.81	/
		50#0	/	21.17	/
	16-QAM	1#0	/	21.65	/
		1#24	/	22.05	/
		1#49	/	21.79	/
		25#0	/	21.46	/
		25#12	/	21.98	/
		25#24	/	21.71	/
		50#0	/	21.35	/

LTE Band 14

Test Bandwidth	Test Modulation	Resource Block & RB offset	Low Channel (dBm)	Middle Channel (dBm)	High Channel (dBm)
5M	QPSK	1#0	21.65	21.82	21.25
		1#12	21.50	21.92	21.36
		1#24	21.34	21.97	21.28
		12#0	21.83	21.83	21.52
		12#6	21.83	21.93	21.29
		12#11	22.23	21.52	21.80
		25#0	22.20	21.80	21.47
	16-QAM	1#0	21.29	21.24	21.48
		1#12	21.32	21.16	21.27
		1#24	21.33	21.14	21.64
		12#0	21.34	21.94	21.28
		12#6	21.88	21.37	21.03
		12#11	21.59	21.63	21.19
		25#0	21.52	21.33	21.04
10M	QPSK	1#0	/	22.05	/
		1#24	/	21.57	/
		1#49	/	21.57	/
		25#0	/	21.37	/
		25#12	/	22.09	/
		25#24	/	21.18	/
		50#0	/	22.01	/
	16-QAM	1#0	/	21.24	/
		1#24	/	22.07	/
		1#49	/	21.85	/
		25#0	/	21.56	/
		25#12	/	21.48	/
		25#24	/	21.56	/
		50#0	/	21.23	/

LTE Band 66

Test Bandwidth	Test Modulation	Resource Block & RB offset	Low Channel (dBm)	Middle Channel (dBm)	High Channel (dBm)
1.4M	QPSK	1#0	21.68	21.98	21.85
		1#3	21.60	22.07	21.86
		1#5	21.53	22.07	21.79
		3#0	21.42	22.07	21.67
		3#1	21.56	22.02	21.59
		3#3	21.63	22.15	21.57
		6#0	21.57	22.08	21.52
	16-QAM	1#0	21.65	22.04	21.45
		1#3	21.66	22.05	21.43
		1#5	21.62	22.07	21.41
		3#0	21.52	22.10	21.38
		3#1	21.61	22.10	21.34
		3#3	21.65	22.05	21.27
		6#0	21.57	22.04	21.21
3M	QPSK	1#0	21.59	22.12	21.28
		1#7	21.70	22.15	21.27
		1#14	21.64	22.08	21.30
		8#0	21.58	22.07	21.21
		8#4	21.66	22.10	21.16
		8#7	21.67	22.23	21.17
		15#0	21.73	22.29	21.19
	16-QAM	1#0	21.66	22.33	21.31
		1#7	21.62	22.37	21.18
		1#14	21.57	22.27	21.09
		8#0	21.52	22.24	21.11
		8#4	21.49	22.27	21.14
		8#7	21.47	22.30	21.19
		15#0	21.53	22.25	21.25

Test Bandwidth	Test Modulation	Resource Block & RB offset	Low Channel (dBm)	Middle Channel (dBm)	High Channel (dBm)
5M	QPSK	1#0	21.50	22.36	21.15
		1#12	21.54	22.26	21.17
		1#24	21.65	22.31	21.29
		12#0	21.65	22.34	21.33
		12#6	21.60	22.33	21.32
		12#11	21.57	22.35	21.34
		25#0	21.57	22.32	21.32
	16-QAM	1#0	21.48	22.34	21.35
		1#12	21.35	22.36	21.35
		1#24	21.32	22.36	21.47
		12#0	21.30	22.32	21.35
		12#6	21.19	22.32	21.34
		12#11	21.24	22.37	21.44
		25#0	21.27	22.36	21.45
10M	QPSK	1#0	21.34	22.37	21.52
		1#24	21.47	22.29	21.43
		1#49	21.42	22.18	21.50
		25#0	21.37	22.16	21.47
		25#12	21.41	22.12	21.55
		25#24	21.36	22.07	21.52
		50#0	21.35	22.09	21.58
	16-QAM	1#0	21.41	21.96	21.62
		1#24	21.51	22.07	21.67
		1#49	21.54	22.20	21.66
		25#0	21.52	22.08	21.79
		25#12	21.51	22.08	21.82
		25#24	21.45	21.96	21.70
		50#0	21.50	22.01	21.61

Test Bandwidth	Test Modulation	Resource Block & RB offset	Low Channel (dBm)	Middle Channel (dBm)	High Channel (dBm)
15M	QPSK	1#0	21.43	21.96	21.74
		1#37	21.43	21.97	21.70
		1#74	21.46	22.02	21.79
		36#0	21.56	22.07	21.75
		36#17	21.54	22.14	21.66
		36#35	21.54	22.15	21.67
		75#0	21.54	22.15	21.73
	16-QAM	1#0	21.62	22.05	21.77
		1#37	21.62	22.11	21.66
		1#74	21.61	22.19	21.59
		36#0	21.48	22.22	21.56
		36#17	21.52	22.31	21.49
		36#35	21.44	22.40	21.47
		75#0	21.48	22.51	21.52
20M	QPSK	1#0	21.52	22.61	21.53
		1#49	21.52	22.67	21.52
		1#99	21.51	22.53	21.49
		50#0	21.46	22.57	21.48
		50#24	21.47	22.54	21.55
		50#49	21.46	22.49	21.51
		100#0	21.41	22.40	21.45
	16-QAM	1#0	21.40	22.45	21.46
		1#49	21.43	22.43	21.42
		1#99	21.37	22.46	21.37
		50#0	21.44	22.47	21.31
		50#24	21.44	22.35	21.31
		50#49	21.40	22.34	21.32
		100#0	21.43	22.36	21.34

LTE Band 71

Test Bandwidth	Test Modulation	Resource Block & RB offset	Low Channel (dBm)	Middle Channel (dBm)	High Channel (dBm)
5M	QPSK	1#0	21.44	21.47	21.21
		1#12	21.31	21.89	21.19
		1#24	22.25	21.28	21.22
		12#0	21.58	21.85	21.25
		12#6	22.04	21.62	21.65
		12#11	21.88	21.42	21.27
		25#0	21.44	21.26	21.11
	16-QAM	1#0	22.17	21.58	21.32
		1#12	21.66	21.96	21.49
		1#24	22.13	21.40	21.43
		12#0	21.30	21.55	21.76
		12#6	21.53	21.76	22.01
		12#11	21.35	21.70	21.15
		25#0	21.37	21.36	21.42
10M	QPSK	1#0	21.63	22.15	21.56
		1#24	21.61	21.86	21.47
		1#49	21.28	21.44	22.09
		25#0	21.56	21.71	21.70
		25#12	21.04	21.88	22.32
		25#24	22.00	21.51	22.26
		50#0	21.03	21.77	22.07
	16-QAM	1#0	21.98	21.88	22.04
		1#24	21.69	21.45	22.02
		1#49	21.15	22.13	21.39
		25#0	21.12	21.90	22.23
		25#12	21.32	21.81	21.91
		25#24	21.28	21.53	21.46
		50#0	21.12	21.38	21.58

Test Bandwidth	Test Modulation	Resource Block & RB offset	Low Channel (dBm)	Middle Channel (dBm)	High Channel (dBm)
15M	QPSK	1#0	20.76	21.45	21.92
		1#37	21.36	21.57	21.46
		1#74	20.75	21.46	22.04
		36#0	21.17	21.70	21.14
		36#17	21.46	21.77	21.18
		36#35	20.76	21.17	22.04
		75#0	21.16	21.58	21.57
	16-QAM	1#0	20.77	21.80	21.18
		1#37	21.14	21.96	21.42
		1#74	21.01	21.83	21.73
		36#0	20.81	21.18	21.52
		36#17	20.81	21.68	21.76
		36#35	20.82	21.90	21.99
		75#0	21.53	21.39	21.14
20M	QPSK	1#0	21.69	20.96	21.36
		1#49	21.22	21.62	21.07
		1#99	21.71	21.71	21.48
		50#0	21.06	21.59	21.61
		50#24	21.24	21.10	21.80
		50#49	21.39	20.97	21.17
		100#0	21.06	21.52	21.23
	16-QAM	1#0	21.43	21.28	21.24
		1#49	21.41	21.46	20.87
		1#99	21.77	21.05	21.11
		50#0	21.45	21.89	21.31
		50#24	21.23	21.22	21.71
		50#49	21.38	21.69	21.77
		100#0	21.51	21.54	21.43

Peak-to-average ratio (PAR):**WCDMA Band V:**

Mode	Channel	PAR (dB)	Limit (dB)
WCDMA (Rel99)	Low	2.22	≤ 13
	Middle	2.18	≤ 13
	High	2.04	≤ 13
WCDMA (HSDPA)	Low	2.18	≤ 13
	Middle	2.03	≤ 13
	High	2.15	≤ 13
WCDMA (HSUPA)	Low	2.01	≤ 13
	Middle	1.98	≤ 13
	High	2.06	≤ 13
WCDMA (HSPA+)	Low	2.11	≤ 13
	Middle	2.20	≤ 13
	High	1.98	≤ 13

WCDMA Band II

Mode	Channel	PAR (dB)	Limit (dB)
WCDMA (Rel99)	Low	2.20	≤ 13
	Middle	2.19	≤ 13
	High	2.19	≤ 13
WCDMA (HSDPA)	Low	2.16	≤ 13
	Middle	1.96	≤ 13
	High	2.12	≤ 13
WCDMA (HSUPA)	Low	2.14	≤ 13
	Middle	2.10	≤ 13
	High	2.25	≤ 13
WCDMA (HSPA+)	Low	2.07	≤ 13
	Middle	2.08	≤ 13
	High	2.07	≤ 13

WCDMA Band IV

Mode	Channel	PAR (dB)	Limit (dB)
WCDMA (Rel99)	Low	2.11	≤ 13
	Middle	2.24	≤ 13
	High	2.03	≤ 13
WCDMA (HSDPA)	Low	2.13	≤ 13
	Middle	2.13	≤ 13
	High	2.10	≤ 13
WCDMA (HSUPA)	Low	2.01	≤ 13
	Middle	2.04	≤ 13
	High	2.00	≤ 13
WCDMA (HSPA+)	Low	2.18	≤ 13
	Middle	2.11	≤ 13
	High	1.98	≤ 13

LTE Band 2

Test Modulation		Test Bandwidth	Low Channel (dB)	Middle Channel (dB)	High Channel (dB)	Limit (dB)
QPSK	1 RB	20M	3.08	3.08	3.14	13
	100 RB		5.04	5.10	5.03	13
16-QAM	1 RB	20M	4.11	4.19	4.12	13
	100 RB		6.06	6.10	6.09	13

LTE Band 4

Test Modulation		Test Bandwidth	Low Channel (dB)	Middle Channel (dB)	High Channel (dB)	Limit(dB)
QPSK	1 RB	20M	3.02	3.19	3.10	13
	100 RB		5.06	5.03	5.07	13
16-QAM	1 RB	20M	4.01	4.03	4.14	13
	100 RB		6.08	6.15	6.09	13

LTE Band 12

Test Modulation		Test Bandwidth	Low Channel (dB)	Middle Channel (dB)	High Channel (dB)	Limit(dB)
QPSK	1 RB	10M	3.15	3.18	3.05	13
	50 RB		5.01	5.09	5.12	13
16-QAM	1 RB	10M	4.01	4.05	4.18	13
	50 RB		6.02	6.04	6.18	13

LTE Band 13

Test Modulation		Test Bandwidth	Low Channel (dB)	Middle Channel (dB)	High Channel (dB)	Limit(dB)
QPSK	1 RB	10M	/	3.04	/	13
	50 RB		/	5.02	/	13
16-QAM	1 RB	10M	/	4.17	/	13
	50 RB		/	6.12	/	13

LTE Band 14

Test Modulation		Test Bandwidth	Low Channel (dB)	Middle Channel (dB)	High Channel (dB)	Limit(dB)
QPSK	1 RB	10M	/	3.16	/	13
	50 RB		/	5.02	/	13
16-QAM	1 RB	10M	/	4.19	/	13
	50 RB		/	6.03	/	13

LTE Band 66

Test Modulation		Test Bandwidth	Low Channel (dB)	Middle Channel (dB)	High Channel (dB)	Limit(dB)
QPSK	1 RB	20M	3.09	3.07	3.14	13
	100 RB		5.04	5.12	5.03	13
16-QAM	1 RB	20M	4.14	4.01	4.07	13
	100 RB		6.03	6.03	6.13	13

LTE Band 71

Test Modulation		Test Bandwidth	Low Channel (dB)	Middle Channel (dB)	High Channel (dB)	Limit(dB)
QPSK	1 RB	20M	3.00	3.08	3.14	13
	100 RB		5.07	5.01	5.02	13
16-QAM	1 RB	20M	4.14	4.13	4.07	13
	100 RB		6.08	6.06	6.10	13

Radiated Power:

WCDMA Mode

Frequency (MHz)	Receiver Reading (dBµV)	Turntable Angle Degree	Rx Antenna		Substituted			Absolute Level (dBm)	Limit (dBm)	Margin (dB)
			Height (cm)	Polar (H/V)	Submitted Level (dBm)	Cable loss (dB)	Antenna Gain (dBd/dBi)			
WCDMA Band V, Low Channel(ERP)										
826.4	87.21	11	200	H	22.35	0.63	-1.17	20.55	38.45	17.9
826.4	88.09	268	150	V	23.23	0.63	-1.17	21.43	38.45	17.02
WCDMA Band II, Low Channel(EIRP)										
1852.4	86.02	38	200	H	15.89	0.84	8.76	23.81	33.00	9.19
1852.4	85.39	87	150	V	15.26	0.84	8.76	23.18	33.00	9.82
WCDMA Band IV, Low Channel(EIRP)										
1715.0	85.49	314	200	H	12.9	0.84	8.57	20.63	30.00	9.37
1715.0	85.01	96	150	V	12.42	0.84	8.57	20.15	30.00	9.85

Frequency (MHz)	Receiver Reading (dBµV)	Turntable Angle Degree	Rx Antenna		Substituted			Absolute Level (dBm)	Limit (dBm)	Margin (dB)
			Height (cm)	Polar (H/V)	Submitted Level (dBm)	Cable loss (dB)	Antenna Gain (dBd/dBi)			
WCDMA Band V, Middle Channel(ERP)										
836.6	87.35	101	200	H	22.49	0.63	-1.14	20.72	38.45	17.73
836.6	88.16	113	150	V	23.3	0.63	-1.14	21.53	38.45	16.92
WCDMA Band II, Middle Channel(EIRP)										
1880.0	85.15	90	200	H	15.02	0.85	8.81	22.98	33.00	10.02
1880.0	84.26	177	150	V	14.13	0.85	8.81	22.09	33.00	10.91
WCDMA Band IV, Middle Channel(EIRP)										
1732.6	85.16	146	200	H	12.57	0.84	8.57	20.3	30.00	9.70
1732.6	84.56	141	150	V	11.97	0.84	8.57	19.7	30.00	10.30

Frequency (MHz)	Receiver Reading (dBµV)	Turntable Angle Degree	Rx Antenna		Substituted			Absolute Level (dBm)	Limit (dBm)	Margin (dB)
			Height (cm)	Polar (H/V)	Submitted Level (dBm)	Cable loss (dB)	Antenna Gain (dBd/dBi)			
WCDMA Band V, High Channel(ERP)										
846.6	86.98	127	200	H	22.12	0.63	-1.11	20.38	38.45	18.07
846.6	87.79	285	150	V	22.93	0.63	-1.11	21.19	38.45	17.26
WCDMA Band II, High Channel(EIRP)										
1907.6	85.09	355	200	H	14.96	0.85	8.85	22.96	33.00	10.04
1907.6	84.79	117	150	V	14.66	0.85	8.85	22.66	33.00	10.34
WCDMA Band IV, High Channel(EIRP)										
1750.0	85.49	204	200	H	12.9	0.84	8.57	20.63	30.00	9.37
1750.0	84.78	292	150	V	12.19	0.84	8.57	19.92	30.00	10.08

EIRP:**LTE Band 2**

Frequency (MHz)	Polar (H/V)	Receiver Reading (dBμV)	Substituted Method			Absolute Level (dBm)	Limit (dBm)	Margin (dB)
			Submitted Level (dBm)	Cable loss (dB)	Antenna Gain (dBd/dBi)			
QPSK 1.4M BW Low Channel								
1850.7	H	88.38	15.13	0.84	8.76	23.05	33	9.95
1850.7	V	87.44	14.19	0.84	8.76	22.11	33	10.89
16-QAM 1.4M BW Low Channel								
1850.7	H	88.25	15.00	0.84	8.76	22.92	33	10.08
1850.7	V	87.73	14.48	0.84	8.76	22.40	33	10.60
QPSK 3M BW Low Channel								
1851.5	H	88.62	15.38	0.84	8.76	23.30	33	9.70
1851.5	V	87.07	13.83	0.84	8.76	21.75	33	11.25
16-QAM 3M BW Low Channel								
1851.5	H	88.84	15.60	0.84	8.76	23.52	33	9.48
1851.5	V	87.87	14.63	0.84	8.76	22.55	33	10.45
QPSK 5M BW Low Channel								
1852.5	H	88.56	15.33	0.84	8.76	23.25	33	9.75
1852.5	V	87.66	14.43	0.84	8.76	22.35	33	10.65
16-QAM 5M BW Low Channel								
1852.5	H	88.35	15.12	0.84	8.76	23.04	33	9.96
1852.5	V	87.89	14.66	0.84	8.76	22.58	33	10.42
QPSK 10M BW Low Channel								
1855.0	H	88.39	15.18	0.84	8.77	23.11	33	9.89
1855.0	V	87.3	14.09	0.84	8.77	22.02	33	10.98
16-QAM 10M BW Low Channel								
1855.0	H	88.64	15.43	0.84	8.77	23.36	33	9.64
1855.0	V	87.18	13.97	0.84	8.77	21.9	33	11.1
QPSK 15M BW Low Channel								
1857.5	H	88.17	14.97	0.84	8.77	22.90	33	10.10
1857.5	V	87.13	13.93	0.84	8.77	21.86	33	11.14
16-QAM 15M BW Low Channel								
1857.5	H	88.01	14.81	0.84	8.77	22.74	33	10.26
1857.5	V	87.78	14.58	0.84	8.77	22.51	33	10.49

Frequency (MHz)	Polar (H/V)	Receiver Reading (dB μ V)	Substituted Method			Absolute Level (dBm)	Limit (dBm)	Margin (dB)
			Submitted Level (dBm)	Cable loss (dB)	Antenna Gain (dBd/dBi)			
QPSK 20M BW Low Channel								
1860	H	88.68	15.50	0.84	8.78	23.44	33	9.56
1860	V	87.78	14.60	0.84	8.78	22.54	33	10.46
16-QAM 20M BW Low Channel								
1860	H	88.31	15.13	0.84	8.78	23.07	33	9.93
1860	V	87.11	13.93	0.84	8.78	21.87	33	11.13

Frequency (MHz)	Polar (H/V)	Receiver Reading (dBµV)	Substituted Method			Absolute Level (dBm)	Limit (dBm)	Margin (dB)
			Submitted Level (dBm)	Cable loss (dB)	Antenna Gain (dBd/dBi)			
QPSK 1.4M BW Middle Channel								
1880	H	88.69	13.96	0.85	8.81	21.92	33	11.08
1880	V	88.01	13.28	0.85	8.81	21.24	33	11.76
16-QAM 1.4M BW Middle Channel								
1880	H	88.34	13.61	0.85	8.81	21.57	33	11.43
1880	V	88.16	13.43	0.85	8.81	21.39	33	11.61
QPSK 3M BW Middle Channel								
1880	H	88.49	13.76	0.85	8.81	21.72	33	11.28
1880	V	87.79	13.06	0.85	8.81	21.02	33	11.98
16-QAM 3M BW Middle Channel								
1880	H	88.68	13.95	0.85	8.81	21.91	33	11.09
1880	V	87.46	12.73	0.85	8.81	20.69	33	12.31
QPSK 5M BW Middle Channel								
1880	H	88.64	13.91	0.85	8.81	21.87	33	11.13
1880	V	87.46	12.73	0.85	8.81	20.69	33	12.31
16-QAM 5M BW Middle Channel								
1880	H	88.64	13.91	0.85	8.81	21.87	33	11.13
1880	V	87.94	13.21	0.85	8.81	21.17	33	11.83
QPSK 10M BW Middle Channel								
1880	H	88.76	14.03	0.85	8.81	21.99	33	11.01
1880	V	86.49	11.76	0.85	8.81	19.72	33	13.28
16-QAM 10M BW Middle Channel								
1880	H	87.96	13.23	0.85	8.81	21.19	33	11.81
1880	V	86.84	12.11	0.85	8.81	20.07	33	12.93
QPSK 15M BW Middle Channel								
1880	H	88.16	13.43	0.85	8.81	21.39	33	11.61
1880	V	87.49	12.76	0.85	8.81	20.72	33	12.28
16-QAM 15M BW Middle Channel								
1880	H	88.46	13.73	0.85	8.81	21.69	33	11.31
1880	V	87.98	13.25	0.85	8.81	21.21	33	11.79

Frequency (MHz)	Polar (H/V)	Receiver Reading (dBμV)	Substituted Method			Absolute Level (dBm)	Limit (dBm)	Margin (dB)
			Submitted Level (dBm)	Cable loss (dB)	Antenna Gain (dBd/dBi)			
QPSK 20M BW Middle Channel								
1880	H	88.16	13.43	0.85	8.81	21.39	33	11.61
1880	V	87.46	12.73	0.85	8.81	20.69	33	12.31
16-QAM 20M BW Middle Channel								
1880	H	87.98	13.25	0.85	8.81	21.21	33	11.79
1880	V	87.06	12.33	0.85	8.81	20.29	33	12.71

Frequency (MHz)	Polar (H/V)	Receiver Reading (dBμV)	Substituted Method			Absolute Level (dBm)	Limit (dBm)	Margin (dB)
			Submitted Level (dBm)	Cable loss (dB)	Antenna Gain (dBd/dBi)			
QPSK 1.4M BW High Channel								
1909.3	H	88.44	15.60	0.85	8.85	23.60	33	9.40
1909.3	V	87.54	14.70	0.85	8.85	22.70	33	10.30
16-QAM 1.4M BW High Channel								
1909.3	H	88.7	15.86	0.85	8.85	23.86	33	9.14
1909.3	V	87.06	14.22	0.85	8.85	22.22	33	10.78
QPSK 3M BW High Channel								
1908.5	H	88.19	15.34	0.85	8.85	23.34	33	9.66
1908.5	V	87.99	15.14	0.85	8.85	23.14	33	9.86
16-QAM 3M BW High Channel								
1908.5	H	88.56	15.71	0.85	8.85	23.71	33	9.29
1908.5	V	87.4	14.55	0.85	8.85	22.55	33	10.45
QPSK 5M BW High Channel								
1907.5	H	88.12	15.27	0.85	8.85	23.27	33	9.73
1907.5	V	87.1	14.25	0.85	8.85	22.25	33	10.75
16-QAM 5M BW High Channel								
1907.5	H	88.39	15.54	0.85	8.85	23.54	33	9.46
1907.5	V	87.08	14.23	0.85	8.85	22.23	33	10.77
QPSK 10M BW High Channel								
1905.0	H	88.7	15.83	0.85	8.85	23.83	33	9.17
1905.0	V	87.7	14.83	0.85	8.85	22.83	33	10.17
16-QAM 10M BW High Channel								
1905.0	H	88.39	15.52	0.85	8.85	23.52	33	9.48
1905.0	V	87.12	14.25	0.85	8.85	22.25	33	10.75
QPSK 15M BW High Channel								
1902.5	H	88.12	15.23	0.85	8.84	23.22	33	9.78
1902.5	V	87.93	15.04	0.85	8.84	23.03	33	9.97
16-QAM 15M BW High Channel								
1902.5	H	88.44	15.55	0.85	8.84	23.54	33	9.46
1902.5	V	87.78	14.89	0.85	8.84	22.88	33	10.12

Frequency (MHz)	Polar (H/V)	Receiver Reading (dBμV)	Substituted Method			Absolute Level (dBm)	Limit (dBm)	Margin (dB)
			Submitted Level (dBm)	Cable loss (dB)	Antenna Gain (dBd/dBi)			
QPSK 20M BW High Channel								
1900.0	H	88.48	15.58	0.85	8.84	23.57	33	9.43
1900.0	V	87.45	14.55	0.85	8.84	22.54	33	10.46
16-QAM 20M BW High Channel								
1900.0	H	88.86	15.96	0.85	8.84	23.95	33	9.05
1900.0	V	87.84	14.94	0.85	8.84	22.93	33	10.07

EIRP:**LTE Band 4**

Frequency (MHz)	Polar (H/V)	Receiver Reading (dBμV)	Substituted Method			Absolute Level (dBm)	Limit (dBm)	Margin (dB)
			Submitted Level (dBm)	Cable loss (dB)	Antenna Gain (dBd/dBi)			
QPSK 1.4M BW Low Channel								
1710.7	H	88.77	14.55	0.84	8.54	22.25	30	7.75
1710.7	V	87.98	13.76	0.84	8.54	21.46	30	8.54
16-QAM 1.4M BW Low Channel								
1710.7	H	88.89	14.67	0.84	8.54	22.37	30	7.63
1710.7	V	87.12	12.90	0.84	8.54	20.60	30	9.40
QPSK 3M BW Low Channel								
1711.5	H	88.02	13.81	0.84	8.54	21.51	30	8.49
1711.5	V	87.75	13.54	0.84	8.54	21.24	30	8.76
16-QAM 3M BW Low Channel								
1711.5	H	88.59	14.38	0.84	8.54	22.08	30	7.92
1711.5	V	87.93	13.72	0.84	8.54	21.42	30	8.58
QPSK 5M BW Low Channel								
1712.5	H	88.64	14.44	0.84	8.54	22.14	30	7.86
1712.5	V	87.53	13.33	0.84	8.54	21.03	30	8.97
16-QAM 5M BW Low Channel								
1712.5	H	88.95	14.75	0.84	8.54	22.45	30	7.55
1712.5	V	87.01	12.81	0.84	8.54	20.51	30	9.49
QPSK 10M BW Low Channel								
1715.0	H	88.13	13.95	0.84	8.54	21.65	30	8.35
1715.0	V	87.73	13.55	0.84	8.54	21.25	30	8.75
16-QAM 10M BW Low Channel								
1715.0	H	88.58	14.40	0.84	8.54	22.10	30	7.90
1715.0	V	87.37	13.19	0.84	8.54	20.89	30	9.11
QPSK 15M BW Low Channel								
1717.5	H	88.03	13.86	0.84	8.55	21.57	30	8.43
1717.5	V	87.66	13.49	0.84	8.55	21.20	30	8.80
16-QAM 15M BW Low Channel								
1717.5	H	88.75	14.58	0.84	8.55	22.29	30	7.71
1717.5	V	87.01	12.84	0.84	8.55	20.55	30	9.45

Frequency (MHz)	Polar (H/V)	Receiver Reading (dB μ V)	Substituted Method			Absolute Level (dBm)	Limit (dBm)	Margin (dB)
			Submitted Level (dBm)	Cable loss (dB)	Antenna Gain (dBd/dBi)			
QPSK 20M BW Low Channel								
1720.0	H	88.72	14.57	0.84	8.55	22.28	30	7.72
1720.0	V	87.5	13.35	0.84	8.55	21.06	30	8.94
16-QAM 20M BW Low Channel								
1720.0	H	88.92	14.77	0.84	8.55	22.48	30	7.52
1720.0	V	87.24	13.09	0.84	8.55	20.80	30	9.20

Frequency (MHz)	Polar (H/V)	Receiver Reading (dBµV)	Substituted Method			Absolute Level (dBm)	Limit (dBm)	Margin (dB)
			Submitted Level (dBm)	Cable loss (dB)	Antenna Gain (dBd/dBi)			
QPSK 1.4M BW Middle Channel								
1732.5	H	88.36	12.61	0.84	8.57	20.34	30	9.66
1732.5	V	88.06	12.31	0.84	8.57	20.04	30	9.96
16-QAM 1.4M BW Middle Channel								
1732.5	H	88.19	12.44	0.84	8.57	20.17	30	9.83
1732.5	V	87.68	11.93	0.84	8.57	19.66	30	10.34
QPSK 3M BW Middle Channel								
1732.5	H	88.46	12.71	0.84	8.57	20.44	30	9.56
1732.5	V	87.56	11.81	0.84	8.57	19.54	30	10.46
16-QAM 3M BW Middle Channel								
1732.5	H	88.49	12.74	0.84	8.57	20.47	30	9.53
1732.5	V	87.02	11.27	0.84	8.57	19	30	11
QPSK 5M BW Middle Channel								
1732.5	H	88.25	12.5	0.84	8.57	20.23	30	9.77
1732.5	V	87.49	11.74	0.84	8.57	19.47	30	10.53
16-QAM 5M BW Middle Channel								
1732.5	H	88.46	12.71	0.84	8.57	20.44	30	9.56
1732.5	V	87.67	11.92	0.84	8.57	19.65	30	10.35
QPSK 10M BW Middle Channel								
1732.5	H	88.06	12.31	0.84	8.57	20.04	30	9.96
1732.5	V	87.09	11.34	0.84	8.57	19.07	30	10.93
16-QAM 10M BW Middle Channel								
1732.5	H	87.49	11.74	0.84	8.57	19.47	30	10.53
1732.5	V	86.16	10.41	0.84	8.57	18.14	30	11.86
QPSK 15M BW Middle Channel								
1732.5	H	88.01	12.26	0.84	8.57	19.99	30	10.01
1732.5	V	87.49	11.74	0.84	8.57	19.47	30	10.53
16-QAM 15M BW Middle Channel								
1732.5	H	88.16	12.41	0.84	8.57	20.14	30	9.86
1732.5	V	87.67	11.92	0.84	8.57	19.65	30	10.35

Frequency (MHz)	Polar (H/V)	Receiver Reading (dBμV)	Substituted Method			Absolute Level (dBm)	Limit (dBm)	Margin (dB)
			Submitted Level (dBm)	Cable loss (dB)	Antenna Gain (dBd/dBi)			
QPSK 20M BW Middle Channel								
1732.5	H	88.41	12.66	0.84	8.57	20.39	30	9.61
1732.5	V	87.49	11.74	0.84	8.57	19.47	30	10.53
16-QAM 20M BW Middle Channel								
1732.5	H	87.89	12.14	0.84	8.57	19.87	30	10.13
1732.5	V	86.46	10.71	0.84	8.57	18.44	30	11.56

Frequency (MHz)	Polar (H/V)	Receiver Reading (dBμV)	Substituted Method			Absolute Level (dBm)	Limit (dBm)	Margin (dB)
			Submitted Level (dBm)	Cable loss (dB)	Antenna Gain (dBd/dBi)			
QPSK 1.4M BW High Channel								
1754.3	H	88.78	14.87	0.84	8.61	22.64	30	7.36
1754.3	V	87.9	13.99	0.84	8.61	21.76	30	8.24
16-QAM 1.4M BW High Channel								
1754.3	H	88.69	14.78	0.84	8.61	22.55	30	7.45
1754.3	V	87.47	13.56	0.84	8.61	21.33	30	8.67
QPSK 3M BW High Channel								
1753.5	H	88	14.08	0.84	8.6	21.84	30	8.16
1753.5	V	87.44	13.52	0.84	8.6	21.28	30	8.72
16-QAM 3M BW High Channel								
1753.5	H	88.72	14.80	0.84	8.6	22.56	30	7.44
1753.5	V	87.19	13.27	0.84	8.6	21.03	30	8.97
QPSK 5M BW High Channel								
1752.5	H	88.43	14.50	0.84	8.6	22.26	30	7.74
1752.5	V	87.34	13.41	0.84	8.6	21.17	30	8.83
16-QAM 5M BW High Channel								
1752.5	H	88.05	14.12	0.84	8.6	21.88	30	8.12
1752.5	V	87.15	13.22	0.84	8.6	20.98	30	9.02
QPSK 10M BW High Channel								
1750.0	H	88.89	14.95	0.84	8.6	22.71	30	7.29
1750.0	V	87.54	13.60	0.84	8.6	21.36	30	8.64
16-QAM 10M BW High Channel								
1750.0	H	88.95	15.01	0.84	8.6	22.77	30	7.23
1750.0	V	87.77	13.83	0.84	8.6	21.59	30	8.41
QPSK 15M BW High Channel								
1747.5	H	88.06	14.10	0.84	8.6	21.86	30	8.14
1747.5	V	87.37	13.41	0.84	8.6	21.17	30	8.83
16-QAM 15M BW High Channel								
1747.5	H	88.55	14.59	0.84	8.6	22.35	30	7.65
1747.5	V	87.71	13.75	0.84	8.6	21.51	30	8.49

Frequency (MHz)	Polar (H/V)	Receiver Reading (dBμV)	Substituted Method			Absolute Level (dBm)	Limit (dBm)	Margin (dB)
			Submitted Level (dBm)	Cable loss (dB)	Antenna Gain (dBd/dBi)			
QPSK 20M BW High Channel								
1745.0	H	88.73	14.76	0.84	8.59	22.51	30	7.49
1745.0	V	87.85	13.88	0.84	8.59	21.63	30	8.37
16-QAM 20M BW High Channel								
1745.0	H	88.37	14.40	0.84	8.59	22.15	30	7.85
1745.0	V	87.09	13.12	0.84	8.59	20.87	30	9.13

ERP:

LTE Band 12

Frequency (MHz)	Polar (H/V)	Receiver Reading (dBμV)	Substituted Method			Absolute Level (dBm)	Limit (dBm)	Margin (dB)
			Submitted Level (dBm)	Cable loss (dB)	Antenna Gain (dBd/dBi)			
QPSK 1.4M BW Low Channel								
699.7	H	88.32	18.68	0.62	-1.75	16.31	34.77	18.46
699.7	V	87.95	18.31	0.62	-1.75	15.94	34.77	18.83
16-QAM 1.4M BW Low Channel								
699.7	H	88.9	19.26	0.62	-1.75	16.89	34.77	17.88
699.7	V	87.29	17.65	0.62	-1.75	15.28	34.77	19.49
QPSK 3M BW Low Channel								
700.5	H	88.17	18.49	0.62	-1.75	16.12	34.77	18.65
700.5	V	87.89	18.21	0.62	-1.75	15.84	34.77	18.93
16-QAM 3M BW Low Channel								
700.5	H	88.09	18.41	0.62	-1.75	16.04	34.77	18.73
700.5	V	87.06	17.38	0.62	-1.75	15.01	34.77	19.76
QPSK 5M BW Low Channel								
701.5	H	88.52	18.83	0.62	-1.74	16.47	34.77	18.3
701.5	V	87.47	17.78	0.62	-1.74	15.42	34.77	19.35
16-QAM 5M BW Low Channel								
701.5	H	88.75	19.06	0.62	-1.74	16.7	34.77	18.07
701.5	V	87.62	17.93	0.62	-1.74	15.57	34.77	19.2
QPSK 10M BW Low Channel								
704.0	H	88.75	19.01	0.62	-1.73	16.66	34.77	18.11
704.0	V	87.94	18.2	0.62	-1.73	15.85	34.77	18.92
16-QAM 10M BW Low Channel								
704.0	H	88.39	18.65	0.62	-1.73	16.3	34.77	18.47
704.0	V	87.17	17.43	0.62	-1.73	15.08	34.77	19.69

Frequency (MHz)	Polar (H/V)	Receiver Reading (dBμV)	Substituted Method			Absolute Level (dBm)	Limit (dBm)	Margin (dB)
			Submitted Level (dBm)	Cable loss (dB)	Antenna Gain (dBd/dBi)			
QPSK 1.4M BW Middle Channel								
707.5	H	88.16	24.67	0.62	-1.71	22.34	34.77	12.43
707.5	V	87.16	23.67	0.62	-1.71	21.34	34.77	13.43
16-QAM 1.4M BW Middle Channel								
707.5	H	88.21	24.72	0.62	-1.71	22.39	34.77	12.38
707.5	V	87.34	23.85	0.62	-1.71	21.52	34.77	13.25
QPSK 3M BW Middle Channel								
707.5	H	88.46	24.97	0.62	-1.71	22.64	34.77	12.13
707.5	V	87.36	23.87	0.62	-1.71	21.54	34.77	13.23
16-QAM 3M BW Middle Channel								
707.5	H	88.16	24.67	0.62	-1.71	22.34	34.77	12.43
707.5	V	87.46	23.97	0.62	-1.71	21.64	34.77	13.13
QPSK 5M BW Middle Channel								
707.5	H	88.46	24.97	0.62	-1.71	22.64	34.77	12.13
707.5	V	87.25	23.76	0.62	-1.71	21.43	34.77	13.34
16-QAM 5M BW Middle Channel								
707.5	H	88.19	24.7	0.62	-1.71	22.37	34.77	12.4
707.5	V	87.48	23.99	0.62	-1.71	21.66	34.77	13.11
QPSK 10M BW Middle Channel								
707.5	H	88.49	25	0.62	-1.71	22.67	34.77	12.1
707.5	V	87.05	23.56	0.62	-1.71	21.23	34.77	13.54
16-QAM 10M BW Middle Channel								
707.5	H	87.89	24.4	0.62	-1.71	22.07	34.77	12.7
707.5	V	86.3	22.81	0.62	-1.71	20.48	34.77	14.29

Frequency (MHz)	Polar (H/V)	Receiver Reading (dB μ V)	Substituted Method			Absolute Level (dBm)	Limit (dBm)	Margin (dB)
			Submitted Level (dBm)	Cable loss (dB)	Antenna Gain (dBd/dBi)			
QPSK 1.4M BW High Channel								
715.3	H	88.71	18.79	0.62	-1.67	16.5	34.77	18.27
715.3	V	87.89	17.97	0.62	-1.67	15.68	34.77	19.09
16-QAM 1.4M BW High Channel								
715.3	H	88.92	19	0.62	-1.67	16.71	34.77	18.06
715.3	V	87.24	17.32	0.62	-1.67	15.03	34.77	19.74
QPSK 3M BW High Channel								
714.5	H	88.58	18.67	0.62	-1.68	16.37	34.77	18.4
714.5	V	87.94	18.03	0.62	-1.68	15.73	34.77	19.04
16-QAM 3M BW High Channel								
714.5	H	88.3	18.39	0.62	-1.68	16.09	34.77	18.68
714.5	V	87.95	18.04	0.62	-1.68	15.74	34.77	19.03
QPSK 5M BW High Channel								
713.5	H	88.17	18.28	0.62	-1.68	15.98	34.77	18.79
713.5	V	87.06	17.17	0.62	-1.68	14.87	34.77	19.9
16-QAM 5M BW High Channel								
713.5	H	88.94	19.05	0.62	-1.68	16.75	34.77	18.02
713.5	V	87.66	17.77	0.62	-1.68	15.47	34.77	19.3
QPSK 10M BW High Channel								
711.0	H	88.97	19.12	0.62	-1.7	16.8	34.77	17.97
711.0	V	87.73	17.88	0.62	-1.7	15.56	34.77	19.21
16-QAM 10M BW High Channel								
711.0	H	88.57	18.72	0.62	-1.7	16.4	34.77	18.37
711.0	V	87.11	17.26	0.62	-1.7	14.94	34.77	19.83

ERP:

LTE Band 13

Frequency (MHz)	Polar (H/V)	Receiver Reading (dBμV)	Substituted Method			Absolute Level (dBm)	Limit (dBm)	Margin (dB)
			Submitted Level (dBm)	Cable loss (dB)	Antenna Gain (dBd/dBi)			
QPSK 5M BW Low Channel								
779.5	H	88.9	20.16	0.65	-1.35	18.16	34.77	16.61
779.5	V	87.68	18.94	0.65	-1.35	16.94	34.77	17.83
16-QAM 5M BW Low Channel								
779.5	H	89	20.26	0.65	-1.35	18.26	34.77	16.51
779.5	V	87.59	18.85	0.65	-1.35	16.85	34.77	17.92

Frequency (MHz)	Polar (H/V)	Receiver Reading (dBμV)	Substituted Method			Absolute Level (dBm)	Limit (dBm)	Margin (dB)
			Submitted Level (dBm)	Cable loss (dB)	Antenna Gain (dBd/dBi)			
QPSK 5M BW Middle Channel								
782	H	88.35	26.06	0.65	-1.34	24.07	34.77	10.70
782	V	87.81	25.52	0.65	-1.34	23.53	34.77	11.24
16-QAM 5M BW Middle Channel								
782	H	88.32	26.03	0.65	-1.34	24.04	34.77	10.73
782	V	87.27	24.98	0.65	-1.34	22.99	34.77	11.78
QPSK 10M BW Middle Channel								
782	H	88.88	26.59	0.65	-1.34	24.60	34.77	10.17
782	V	87.48	25.19	0.65	-1.34	23.20	34.77	11.57
16-QAM 10M BW Middle Channel								
782	H	88.17	25.88	0.65	-1.34	23.89	34.77	10.88
782	V	87.51	25.22	0.65	-1.34	23.23	34.77	11.54

Frequency (MHz)	Polar (H/V)	Receiver Reading (dBμV)	Substituted Method			Absolute Level (dBm)	Limit (dBm)	Margin (dB)
			Submitted Level (dBm)	Cable loss (dB)	Antenna Gain (dBd/dBi)			
QPSK 5M BW High Channel								
784.5	H	88.59	20.15	0.62	-1.63	17.90	34.77	16.87
784.5	V	87.04	18.30	0.62	-1.63	16.05	34.77	18.72
16-QAM 5M BW High Channel								
784.5	H	88.38	19.64	0.62	-1.63	17.39	34.77	17.38
784.5	V	87.59	18.85	0.62	-1.63	16.60	34.77	18.17

ERP:

LTE Band 14

Frequency (MHz)	Polar (H/V)	Receiver Reading (dBμV)	Substituted Method			Absolute Level (dBm)	Limit (dBm)	Margin (dB)
			Submitted Level (dBm)	Cable loss (dB)	Antenna Gain (dBd/dBi)			
QPSK 5M BW Low Channel								
790.5	H	88.11	26.33	0.62	-1.3	24.41	34.77	10.36
790.5	V	87.89	26.11	0.62	-1.3	24.19	34.77	10.58
16-QAM 5M BW Low Channel								
790.5	H	88.18	26.40	0.62	-1.3	24.48	34.77	10.29
790.5	V	87.48	25.70	0.62	-1.3	23.78	34.77	10.99

Frequency (MHz)	Polar (H/V)	Receiver Reading (dBµV)	Substituted Method			Absolute Level (dBm)	Limit (dBm)	Margin (dB)
			Submitted Level (dBm)	Cable loss (dB)	Antenna Gain (dBd/dBi)			
QPSK 5M BW Middle Channel								
793	H	88.74	27.11	0.62	-1.29	25.20	34.77	9.57
793	V	87.34	25.71	0.62	-1.29	23.80	34.77	10.97
16-QAM 5M BW Middle Channel								
793	H	88.36	26.73	0.62	-1.29	24.82	34.77	9.95
793	V	87.85	26.22	0.62	-1.29	24.31	34.77	10.46
QPSK 10M BW Middle Channel								
793	H	88.64	27.01	0.62	-1.29	25.10	34.77	9.67
793	V	87.34	25.71	0.62	-1.29	23.80	34.77	10.97
16-QAM 10M BW Middle Channel								
793	H	88.96	27.33	0.62	-1.29	25.42	34.77	9.35
793	V	87.29	25.66	0.62	-1.29	23.75	34.77	11.02

Frequency (MHz)	Polar (H/V)	Receiver Reading (dBµV)	Substituted Method			Absolute Level (dBm)	Limit (dBm)	Margin (dB)
			Submitted Level (dBm)	Cable loss (dB)	Antenna Gain (dBd/dBi)			
QPSK 5M BW High Channel								
795.5	H	88.39	26.91	0.62	-1.27	25.02	34.77	9.75
795.5	V	87.69	26.21	0.62	-1.27	24.32	34.77	10.45
16-QAM 5M BW High Channel								
795.5	H	88.16	26.68	0.62	-1.27	24.79	34.77	9.98
795.5	V	87.43	25.95	0.62	-1.27	24.06	34.77	10.71

EIRP:**LTE Band 66**

Frequency (MHz)	Polar (H/V)	Receiver Reading (dBμV)	Substituted Method			Absolute Level (dBm)	Limit (dBm)	Margin (dB)
			Submitted Level (dBm)	Cable loss (dB)	Antenna Gain (dBd/dBi)			
QPSK 1.4M BW Low Channel								
1710.7	H	88.4	12.49	0.84	8.54	20.19	30	9.81
1710.7	V	87.44	11.53	0.84	8.54	19.23	30	10.77
16-QAM 1.4M BW Low Channel								
1710.7	H	88.59	12.68	0.84	8.54	20.38	30	9.62
1710.7	V	87.13	11.22	0.84	8.54	18.92	30	11.08
QPSK 3M BW Low Channel								
1711.5	H	88.24	12.34	0.84	8.54	20.04	30	9.96
1711.5	V	87.31	11.41	0.84	8.54	19.11	30	10.89
16-QAM 3M BW Low Channel								
1711.5	H	88.16	12.26	0.84	8.54	19.96	30	10.04
1711.5	V	87.2	11.30	0.84	8.54	19.00	30	11.00
QPSK 5M BW Low Channel								
1712.5	H	88.64	12.75	0.84	8.54	20.45	30	9.55
1712.5	V	87.86	11.97	0.84	8.54	19.67	30	10.33
16-QAM 5M BW Low Channel								
1712.5	H	88.56	12.67	0.84	8.54	20.37	30	9.63
1712.5	V	87.89	12.00	0.84	8.54	19.70	30	10.30
QPSK 10M BW Low Channel								
1715.0	H	88.35	12.48	0.84	8.54	20.18	30	9.82
1715.0	V	87.86	11.99	0.84	8.54	19.69	30	10.31
16-QAM 10M BW Low Channel								
1715.0	H	88.93	13.06	0.84	8.54	20.76	30	9.24
1715.0	V	87.06	11.19	0.84	8.54	18.89	30	11.11
QPSK 15M BW Low Channel								
1717.5	H	88.14	12.28	0.84	8.55	19.99	30	10.01
1717.5	V	87.47	11.61	0.84	8.55	19.32	30	10.68
16-QAM 15M BW Low Channel								
1717.5	H	88.86	13.00	0.84	8.55	20.71	30	9.29
1717.5	V	88	12.14	0.84	8.55	19.85	30	10.15

Frequency (MHz)	Polar (H/V)	Receiver Reading (dBμV)	Substituted Method			Absolute Level (dBm)	Limit (dBm)	Margin (dB)
			Submitted Level (dBm)	Cable loss (dB)	Antenna Gain (dBd/dBi)			
QPSK 20M BW Low Channel								
1720.0	H	88.5	12.66	0.84	8.55	20.37	30	9.63
1720.0	V	87.49	11.65	0.84	8.55	19.36	30	10.64
16-QAM 20M BW Low Channel								
1720.0	H	88.72	12.88	0.84	8.55	20.59	30	9.41
1720.0	V	87.96	12.12	0.84	8.55	19.83	30	10.17

Frequency (MHz)	Polar (H/V)	Receiver Reading (dBμV)	Substituted Method			Absolute Level (dBm)	Limit (dBm)	Margin (dB)
			Submitted Level (dBm)	Cable loss (dB)	Antenna Gain (dBd/dBi)			
QPSK 1.4M BW Middle Channel								
1745	H	88.56	12.90	0.84	8.59	20.65	30	9.35
1745	V	87.93	12.27	0.84	8.59	20.02	30	9.98
16-QAM 1.4M BW Middle Channel								
1745	H	88.4	12.74	0.84	8.59	20.49	30	9.51
1745	V	87.9	12.24	0.84	8.59	19.99	30	10.01
QPSK 3M BW Middle Channel								
1745	H	88.31	12.65	0.84	8.59	20.40	30	9.60
1745	V	87.77	12.11	0.84	8.59	19.86	30	10.14
16-QAM 3M BW Middle Channel								
1745	H	88.61	12.95	0.84	8.59	20.70	30	9.30
1745	V	87.44	11.78	0.84	8.59	19.53	30	10.47
QPSK 5M BW Middle Channel								
1745	H	88.67	13.01	0.84	8.59	20.76	30	9.24
1745	V	87.8	12.14	0.84	8.59	19.89	30	10.11
16-QAM 5M BW Middle Channel								
1745	H	88.97	13.31	0.84	8.59	21.06	30	8.94
1745	V	87.91	12.25	0.84	8.59	20.00	30	10.00
QPSK 10M BW Middle Channel								
1745	H	88.13	12.47	0.84	8.59	20.22	30	9.78
1745	V	87.4	11.74	0.84	8.59	19.49	30	10.51
16-QAM 10M BW Middle Channel								
1745	H	88.16	12.50	0.84	8.59	20.25	30	9.75
1745	V	87.9	12.24	0.84	8.59	19.99	30	10.01
QPSK 15M BW Middle Channel								
1745	H	88.5	12.84	0.84	8.59	20.59	30	9.41
1745	V	87.31	11.65	0.84	8.59	19.40	30	10.60
16-QAM 15M BW Middle Channel								
1745	H	88.61	12.95	0.84	8.59	20.70	30	9.30
1745	V	87.09	11.43	0.84	8.59	19.18	30	10.82

Frequency (MHz)	Polar (H/V)	Receiver Reading (dBμV)	Substituted Method			Absolute Level (dBm)	Limit (dBm)	Margin (dB)
			Submitted Level (dBm)	Cable loss (dB)	Antenna Gain (dBd/dBi)			
QPSK 20M BW Middle Channel								
1745	H	88.9	13.24	0.84	8.59	20.99	30	9.01
1745	V	87.86	12.20	0.84	8.59	19.95	30	10.05
16-QAM 20M BW Middle Channel								
1745	H	88.41	12.75	0.84	8.59	20.50	30	9.50
1745	V	87.13	11.47	0.84	8.59	19.22	30	10.78

Frequency (MHz)	Polar (H/V)	Receiver Reading (dBμV)	Substituted Method			Absolute Level (dBm)	Limit (dBm)	Margin (dB)
			Submitted Level (dBm)	Cable loss (dB)	Antenna Gain (dBd/dBi)			
QPSK 1.4M BW High Channel								
1779.3	H	88.83	13.40	0.84	8.65	21.21	30	8.79
1779.3	V	87.32	11.89	0.84	8.65	19.70	30	10.30
16-QAM 1.4M BW High Channel								
1779.3	H	88.58	13.15	0.84	8.65	20.96	30	9.04
1779.3	V	87.61	12.18	0.84	8.65	19.99	30	10.01
QPSK 3M BW High Channel								
1778.5	H	88.05	12.61	0.84	8.64	20.41	30	9.59
1778.5	V	87.55	12.11	0.84	8.64	19.91	30	10.09
16-QAM 3M BW High Channel								
1778.5	H	88.81	13.37	0.84	8.64	21.17	30	8.83
1778.5	V	87.57	12.13	0.84	8.64	19.93	30	10.07
QPSK 5M BW High Channel								
1777.5	H	88.27	12.83	0.84	8.64	20.63	30	9.37
1777.5	V	87.31	11.87	0.84	8.64	19.67	30	10.33
16-QAM 5M BW High Channel								
1777.5	H	88.63	13.19	0.84	8.64	20.99	30	9.01
1777.5	V	87.28	11.84	0.84	8.64	19.64	30	10.36
QPSK 10M BW High Channel								
1775	H	88.89	13.43	0.84	8.64	21.23	30	8.77
1775	V	87.19	11.73	0.84	8.64	19.53	30	10.47
16-QAM 10M BW High Channel								
1775	H	88.69	13.23	0.84	8.64	21.03	30	8.97
1775	V	87.32	11.86	0.84	8.64	19.66	30	10.34
QPSK 15M BW High Channel								
1772.5	H	88.47	12.99	0.84	8.64	20.79	30	9.21
1772.5	V	87.46	11.98	0.84	8.64	19.78	30	10.22
16-QAM 15M BW High Channel								
1772.5	H	88.83	13.35	0.84	8.64	21.15	30	8.85
1772.5	V	87.68	12.20	0.84	8.64	20.00	30	10.00

Frequency (MHz)	Polar (H/V)	Receiver Reading (dBμV)	Substituted Method			Absolute Level (dBm)	Limit (dBm)	Margin (dB)
			Submitted Level (dBm)	Cable loss (dB)	Antenna Gain (dBd/dBi)			
QPSK 20M BW High Channel								
1770	H	88.4	12.91	0.84	8.63	20.70	30	9.30
1770	V	87.31	11.82	0.84	8.63	19.61	30	10.39
16-QAM 20M BW High Channel								
1770	H	88.09	12.60	0.84	8.63	20.39	30	9.61
1770	V	87.16	11.67	0.84	8.63	19.46	30	10.54

ERP:**LTE Band 71**

Frequency (MHz)	Polar (H/V)	Receiver Reading (dB μ V)	Substituted Method			Absolute Level (dBm)	Limit (dBm)	Margin (dB)
			Submitted Level (dBm)	Cable loss (dB)	Antenna Gain (dBd/dBi)			
QPSK 5M BW Low Channel								
665.5	H	86.85	26.99	0.61	-1.37	25.01	34.77	9.76
665.5	V	85.62	25.76	0.61	-1.37	23.78	34.77	10.99
16-QAM 5M BW Low Channel								
665.5	H	86.41	26.55	0.61	-1.37	24.57	34.77	10.20
665.5	V	85.44	25.58	0.61	-1.37	23.60	34.77	11.17
QPSK 10M BW Low Channel								
668.0	H	86.91	26.79	0.61	-1.4	24.78	34.77	9.99
668.0	V	85.68	25.56	0.61	-1.4	23.55	34.77	11.22
16-QAM 10M BW Low Channel								
668.0	H	86.57	26.45	0.61	-1.4	24.44	34.77	10.33
668.0	V	85.68	25.56	0.61	-1.4	23.55	34.77	11.22
QPSK 15M BW Low Channel								
670.5	H	86.46	26.09	0.61	-1.43	24.05	34.77	10.72
670.5	V	85.32	24.95	0.61	-1.43	22.91	34.77	11.86
16-QAM 15M BW Low Channel								
670.5	H	86.45	26.08	0.61	-1.43	24.04	34.77	10.73
670.5	V	85.75	25.38	0.61	-1.43	23.34	34.77	11.43
QPSK 20M BW Low Channel								
673.0	H	86.58	25.94	0.61	-1.45	23.88	34.77	10.89
673.0	V	85.99	25.35	0.61	-1.45	23.29	34.77	11.48
16-QAM 20M BW Low Channel								
673.0	H	86.62	25.98	0.61	-1.45	23.92	34.77	10.85
673.0	V	85.05	24.41	0.61	-1.45	22.35	34.77	12.42

Frequency (MHz)	Polar (H/V)	Receiver Reading (dBμV)	Substituted Method			Absolute Level (dBm)	Limit (dBm)	Margin (dB)
			Submitted Level (dBm)	Cable loss (dB)	Antenna Gain (dBd/dBi)			
QPSK 5M BW Middle Channel								
680.5	H	86.35	24.96	0.61	-1.54	22.81	34.77	11.96
680.5	V	85.83	24.44	0.61	-1.54	22.29	34.77	12.48
16-QAM 5M BW Middle Channel								
680.5	H	86.46	25.07	0.61	-1.54	22.92	34.77	11.85
680.5	V	85.56	24.17	0.61	-1.54	22.02	34.77	12.75
QPSK 10M BW Middle Channel								
680.5	H	86.66	25.27	0.61	-1.54	23.12	34.77	11.65
680.5	V	85.95	24.56	0.61	-1.54	22.41	34.77	12.36
16-QAM 10M BW Middle Channel								
680.5	H	86.88	25.49	0.61	-1.54	23.34	34.77	11.43
680.5	V	86	24.61	0.61	-1.54	22.46	34.77	12.31
QPSK 15M BW Middle Channel								
680.5	H	86.13	24.74	0.61	-1.54	22.59	34.77	12.18
680.5	V	85.72	24.33	0.61	-1.54	22.18	34.77	12.59
16-QAM 15M BW Middle Channel								
680.5	H	86.62	25.23	0.61	-1.54	23.08	34.77	11.69
680.5	V	85.49	24.10	0.61	-1.54	21.95	34.77	12.82
QPSK 20M BW Middle Channel								
680.5	H	86.46	25.07	0.61	-1.54	22.92	34.77	11.85
680.5	V	85.69	24.30	0.61	-1.54	22.15	34.77	12.62
16-QAM 20M BW Middle Channel								
680.5	H	86.12	24.73	0.61	-1.54	22.58	34.77	12.19
680.5	V	85.01	23.62	0.61	-1.54	21.47	34.77	13.30

Frequency (MHz)	Polar (H/V)	Receiver Reading (dBμV)	Substituted Method			Absolute Level (dBm)	Limit (dBm)	Margin (dB)
			Submitted Level (dBm)	Cable loss (dB)	Antenna Gain (dBd/dBi)			
QPSK 5M BW High Channel								
695.5	H	86.93	24.02	0.62	-1.7	21.70	34.77	13.07
695.5	V	85.41	22.50	0.62	-1.7	20.18	34.77	14.59
16-QAM 5M BW High Channel								
695.5	H	86.7	23.79	0.62	-1.7	21.47	34.77	13.30
695.5	V	85.51	22.60	0.62	-1.7	20.28	34.77	14.49
QPSK 10M BW High Channel								
693.0	H	86.77	24.11	0.62	-1.67	21.82	34.77	12.95
693.0	V	85.46	22.80	0.62	-1.67	20.51	34.77	14.26
16-QAM 10M BW High Channel								
693.0	H	86.73	24.07	0.62	-1.67	21.78	34.77	12.99
693.0	V	85.39	22.73	0.62	-1.67	20.44	34.77	14.33
QPSK 15M BW High Channel								
690.5	H	86.89	24.49	0.62	-1.65	22.22	34.77	12.55
690.5	V	85.62	23.22	0.62	-1.65	20.95	34.77	13.82
16-QAM 15M BW High Channel								
690.5	H	86.71	24.31	0.62	-1.65	22.04	34.77	12.73
690.5	V	85.47	23.07	0.62	-1.65	20.80	34.77	13.97
QPSK 20M BW High Channel								
688.0	H	86.2	24.05	0.62	-1.62	21.81	34.77	12.96
688.0	V	85.38	23.23	0.61	-1.62	21.00	34.77	13.77
16-QAM 20M BW High Channel								
688.0	H	86.82	24.67	0.62	-1.62	22.43	34.77	12.34
688.0	V	85.43	23.28	0.62	-1.62	21.04	34.77	13.73

Note:

All above data were tested without amplifier.

Absolute Level (dBm) = Submitted Level (dBm) - Cable loss (dB) + Antenna Gain (dBd/dBi)

Margin (dB) = Limit (dBm) - Absolute Level (dBm)

FCC §2.1049, §22.917, §22.905 & §24.238; §27.53; §90.209 - OCCUPIED BANDWIDTH

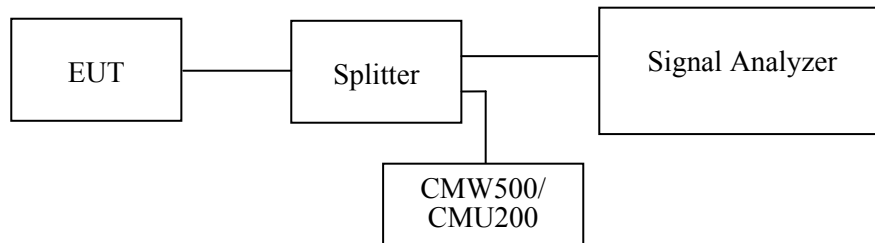
Applicable Standards

FCC 47 §2.1049, §22.917, §22.905 & §24.238, §90.209 and §27.53.

Test Procedure

The RF output of the transmitter was connected to the simulator and the spectrum analyzer through sufficient attenuation.

The resolution bandwidth of the spectrum analyzer was set at 200 (WCDMA)&50/100/200/300/500kHz(LTE), and the 26 dB & 99% bandwidth was recorded.



Test Data

Environmental Conditions

Temperature:	23.2°C-23.5°C
Relative Humidity:	51 %-53%
ATM Pressure:	101.1kPa-103.3kPa

The testing was performed by CK Huang from 2020-08-23 to 2020-11-07.

EUT operation mode: Transmitting

Test Result: Compliance.

WCDMA Band V

Mode	26 dB Emission Bandwidth (MHz)			99% Occupied Bandwidth (MHz)		
	Low Channel	Middle Channel	High Channel	Low Channel	Middle Channel	High Channel
WCDMA (Rel 99)	4.73	4.70	4.69	4.15	4.12	4.15
WCDMA (HSDPA)	4.73	4.70	4.71	4.15	4.14	4.15
WCDMA (HSUPA)	4.73	4.70	4.75	4.13	4.12	4.17
WCDMA (HSPA+)	4.73	4.72	4.73	4.15	4.12	4.15

WCDMA Band II

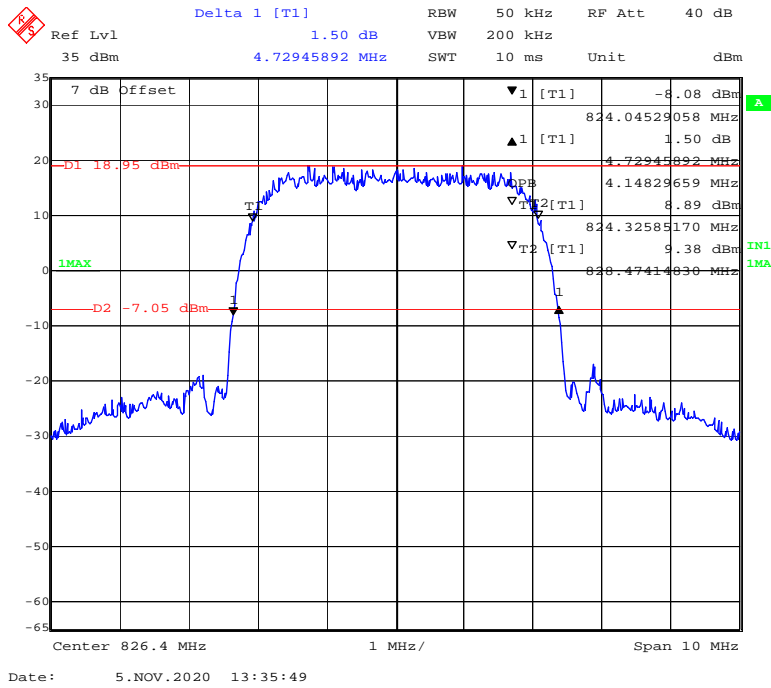
Mode	26 dB Emission Bandwidth (MHz)			99% Occupied Bandwidth (MHz)		
	Low Channel	Middle Channel	High Channel	Low Channel	Middle Channel	High Channel
WCDMA (Rel 99)	4.67	4.71	4.69	4.15	4.13	4.17
WCDMA (HSDPA)	4.73	4.71	4.71	4.17	4.15	4.15
WCDMA (HSUPA)	4.71	4.71	4.69	4.13	4.15	4.15
WCDMA (HSPA+)	4.71	4.71	4.67	4.13	4.13	4.15

WCDMA Band IV

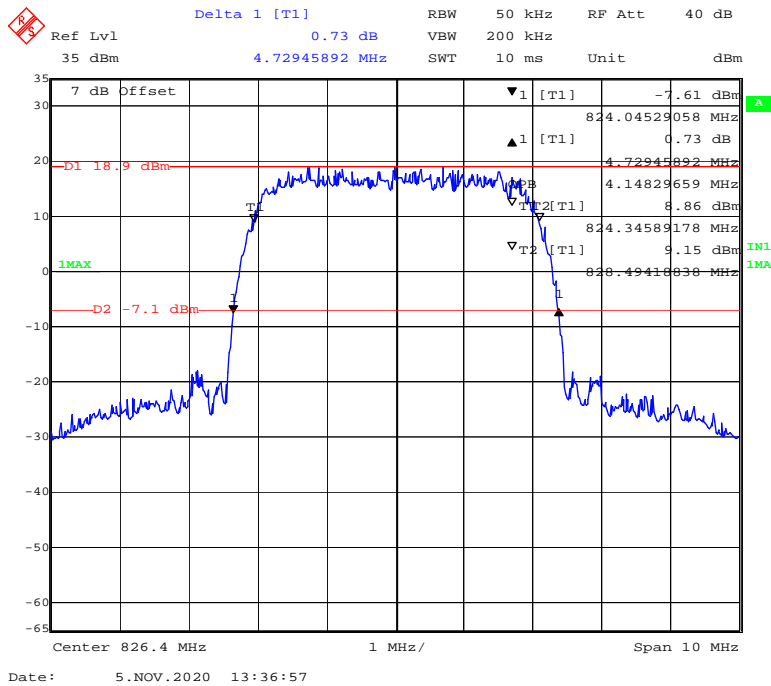
Mode	26 dB Emission Bandwidth (MHz)			99% Occupied Bandwidth (MHz)		
	Low Channel	Middle Channel	High Channel	Low Channel	Middle Channel	High Channel
WCDMA (Rel 99)	4.73	4.70	4.71	4.15	4.14	4.15
WCDMA (HSDPA)	4.71	4.70	4.69	4.13	4.12	4.13
WCDMA (HSUPA)	4.73	4.70	4.71	4.15	4.14	4.13
WCDMA (HSPA+)	4.73	4.70	4.71	4.15	4.12	4.13

WCDMA Band V

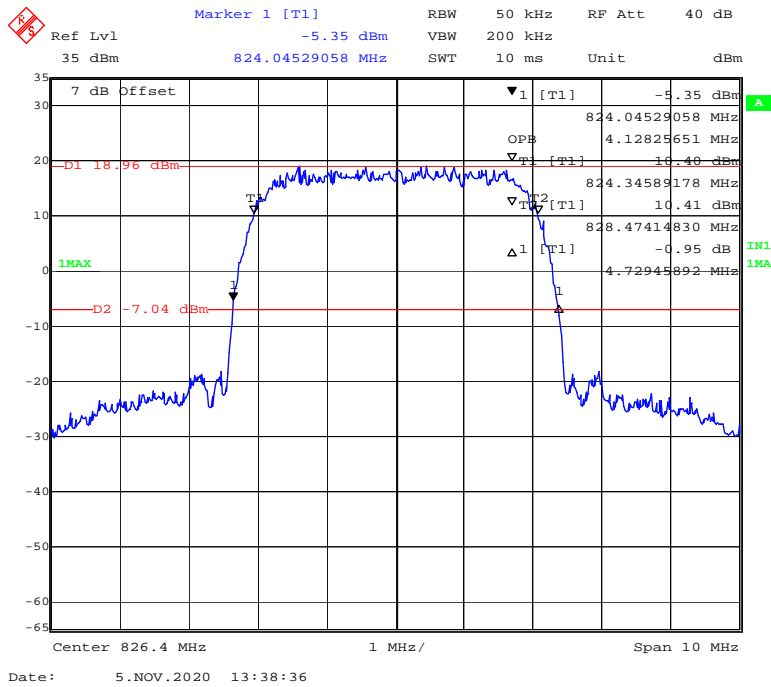
99% Occupied & 26 dB Emissions Bandwidth for WCDMA (Rel 99) Mode, Low Channel



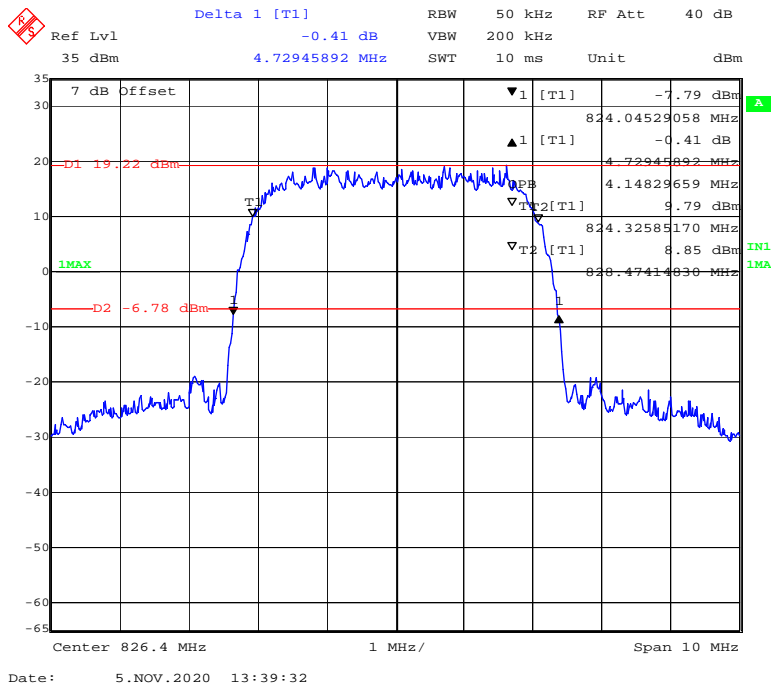
99% Occupied & 26 dB Emissions Bandwidth for WCDMA (HSDPA) Mode, Low Channel



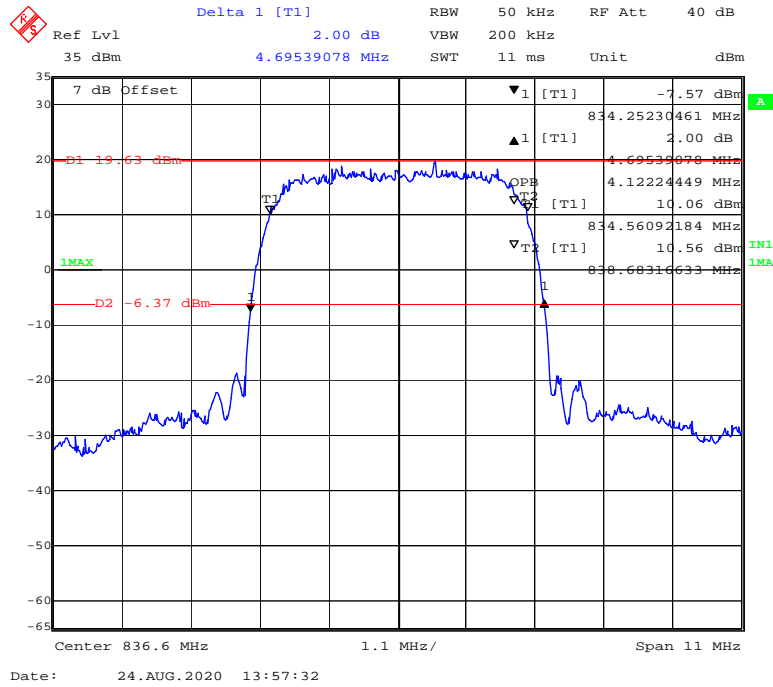
99% Occupied & 26 dB Emissions Bandwidth for WCDMA (HSUPA) Mode, Low Channel



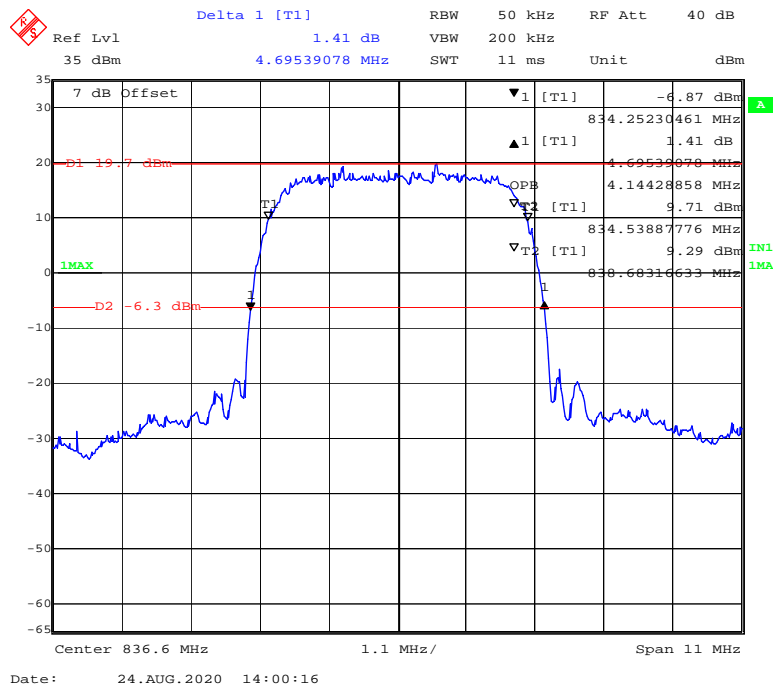
99% Occupied & 26 dB Emissions Bandwidth for WCDMA (HSPA+) Mode, Low Channel



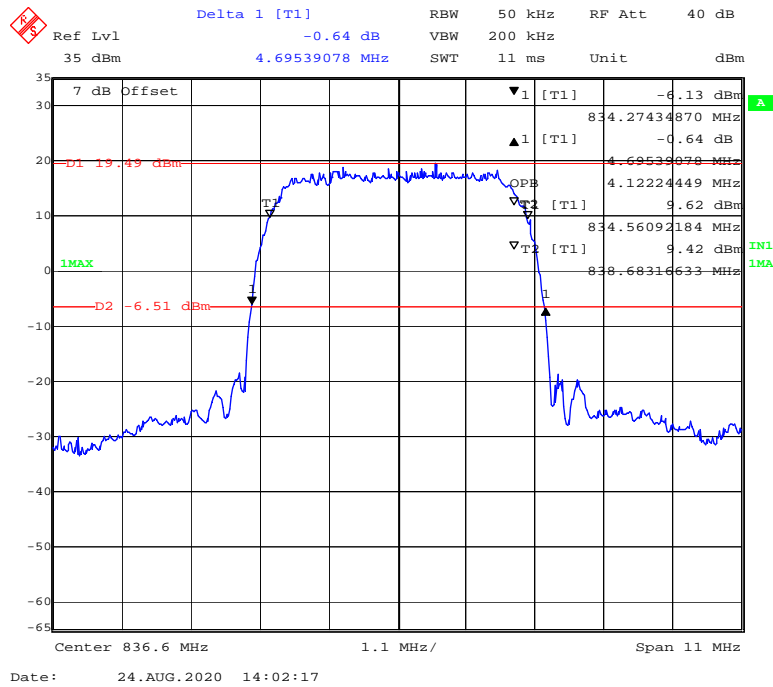
99% Occupied & 26 dB Emissions Bandwidth for WCDMA (Rel 99) Mode, Middle Channel



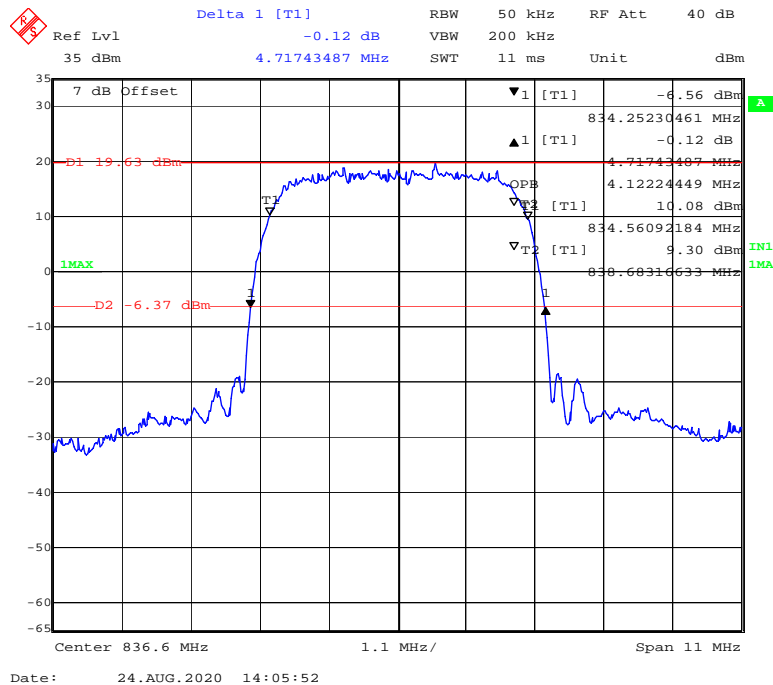
99% Occupied & 26 dB Emissions Bandwidth for WCDMA (HSDPA) Mode, Middle Channel



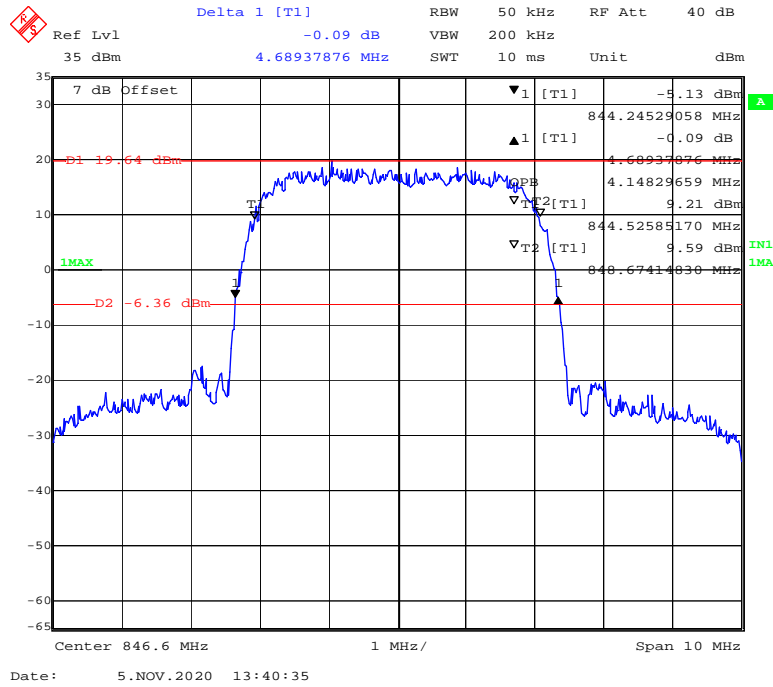
99% Occupied & 26 dB Emissions Bandwidth for WCDMA (HSUPA) Mode, Middle Channel



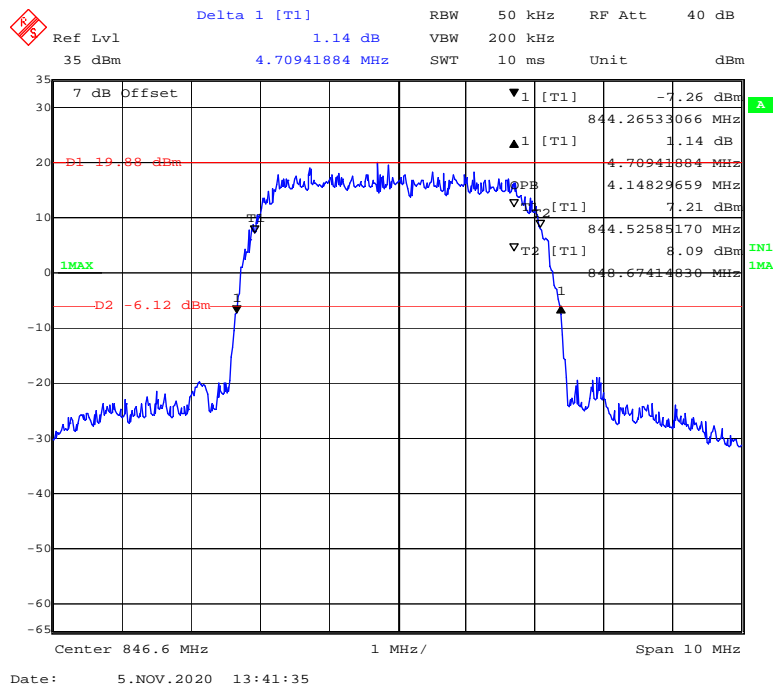
99% Occupied & 26 dB Emissions Bandwidth for WCDMA (HSPA+) Mode, Middle Channel



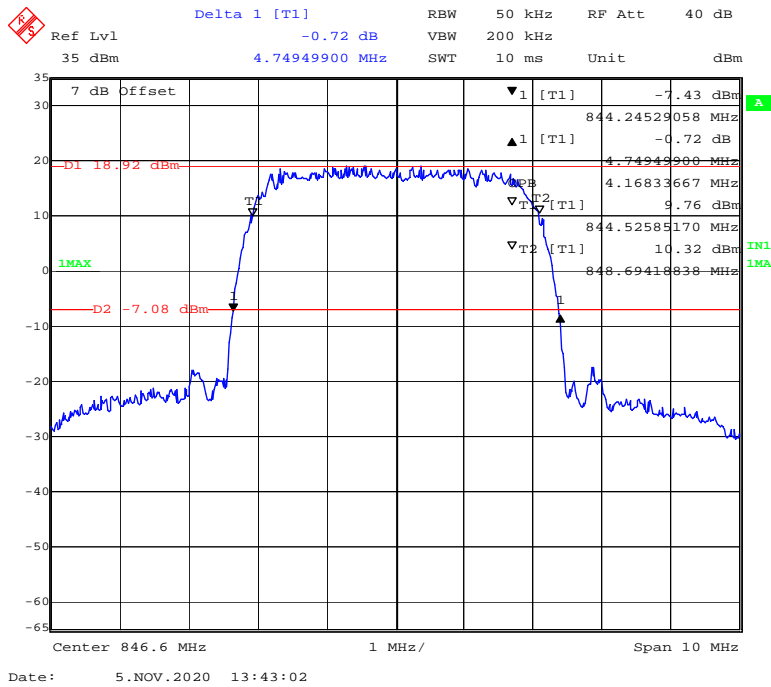
99% Occupied & 26 dB Emissions Bandwidth for WCDMA (Rel 99) Mode, High Channel



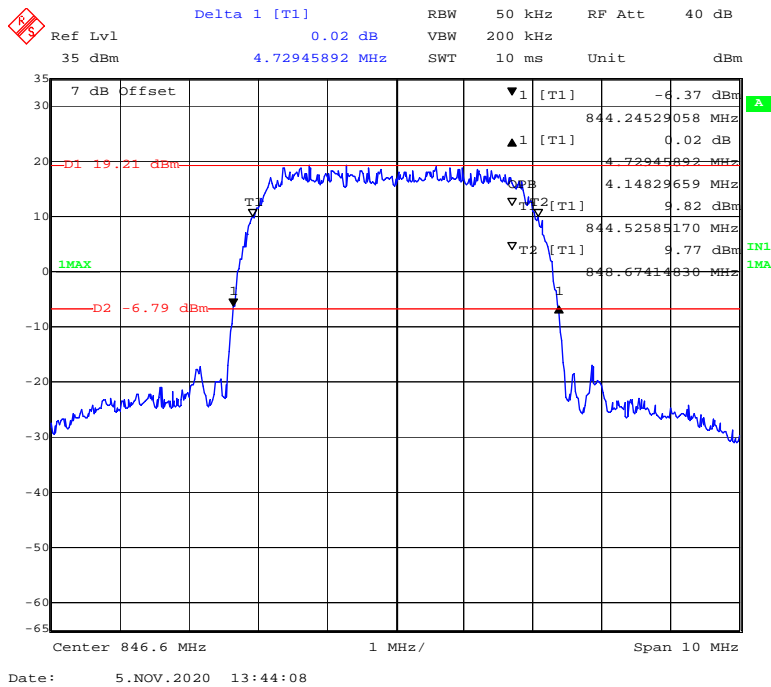
99% Occupied & 26 dB Emissions Bandwidth for WCDMA (HSDPA) Mode, High Channel



99% Occupied & 26 dB Emissions Bandwidth for WCDMA (HSUPA) Mode, High Channel

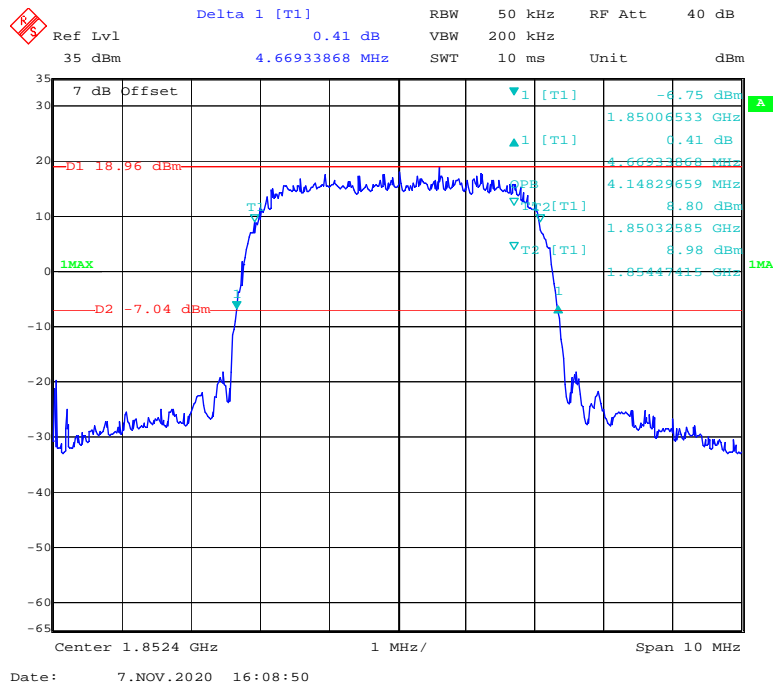


99% Occupied & 26 dB Emissions Bandwidth for WCDMA (HSPA+) Mode, High Channel

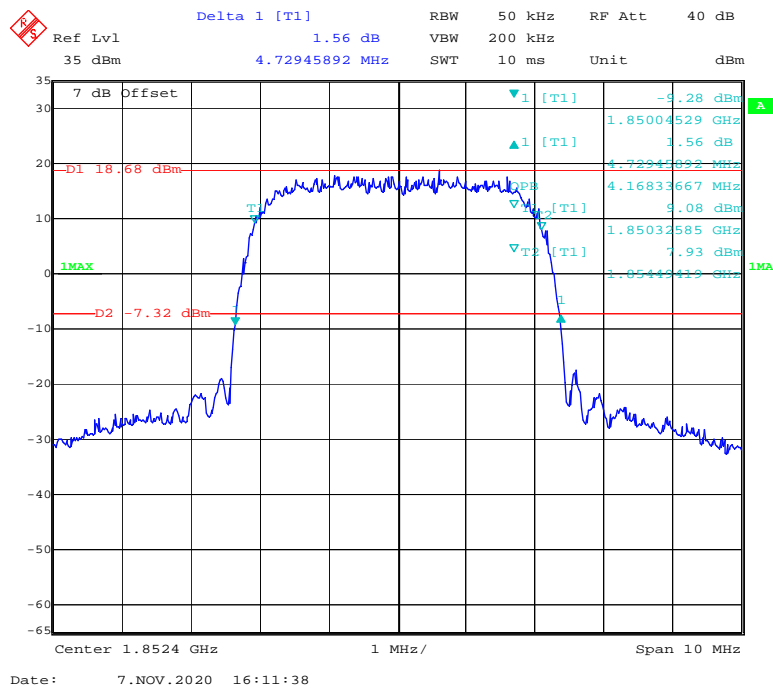


WCDMA Band II

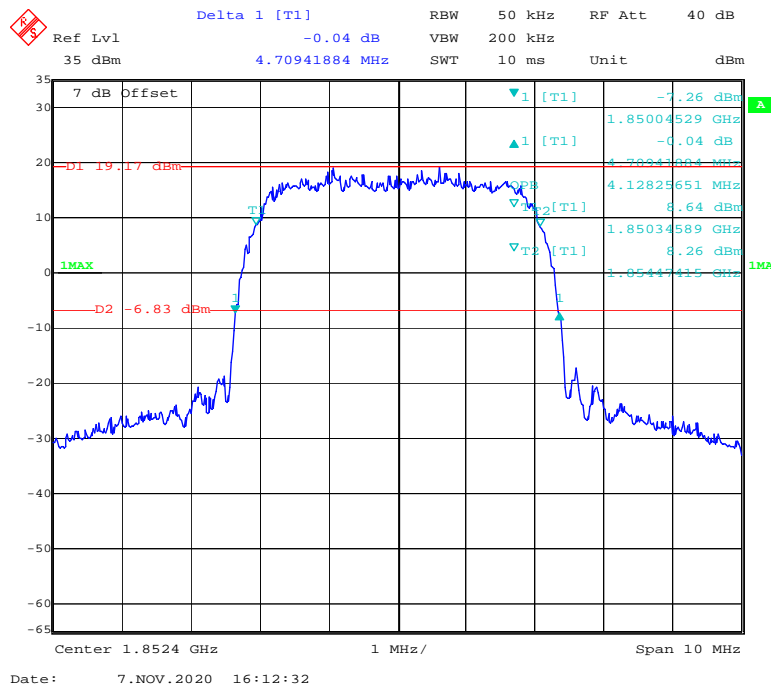
99% Occupied & 26 dB Emissions Bandwidth for WCDMA (Rel 99) Mode, Low Channel



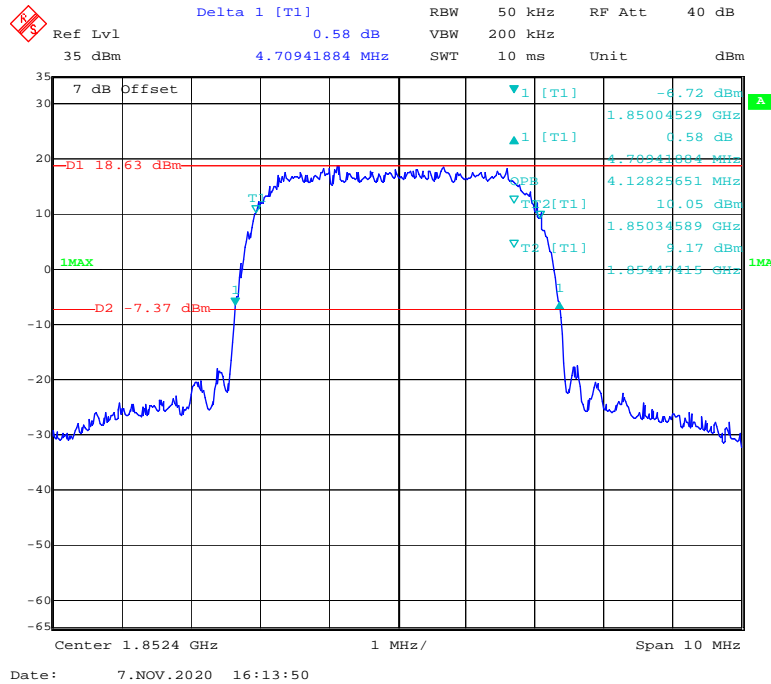
99% Occupied & 26 dB Emissions Bandwidth for WCDMA (HSDPA) Mode, Low Channel



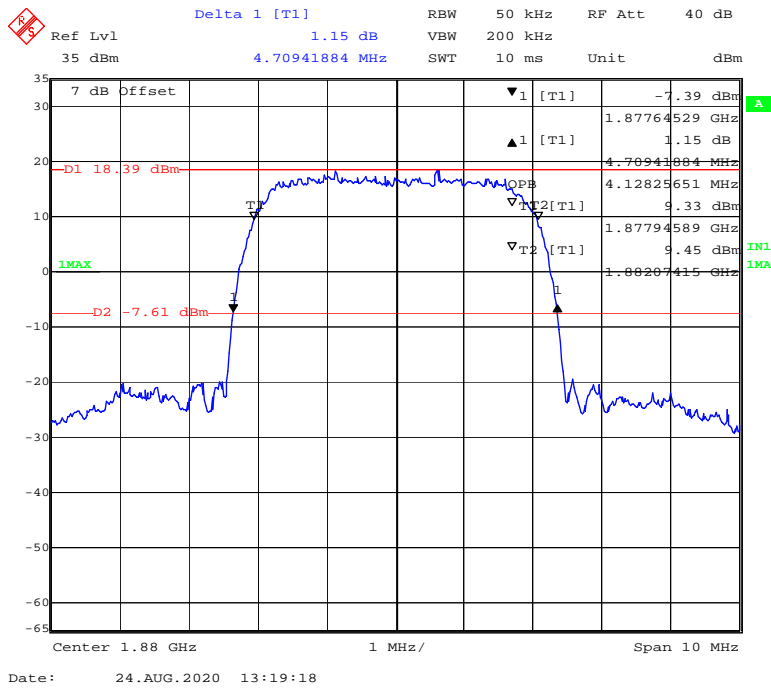
99% Occupied & 26 dB Emissions Bandwidth for WCDMA (HSUPA) Mode, Low Channel



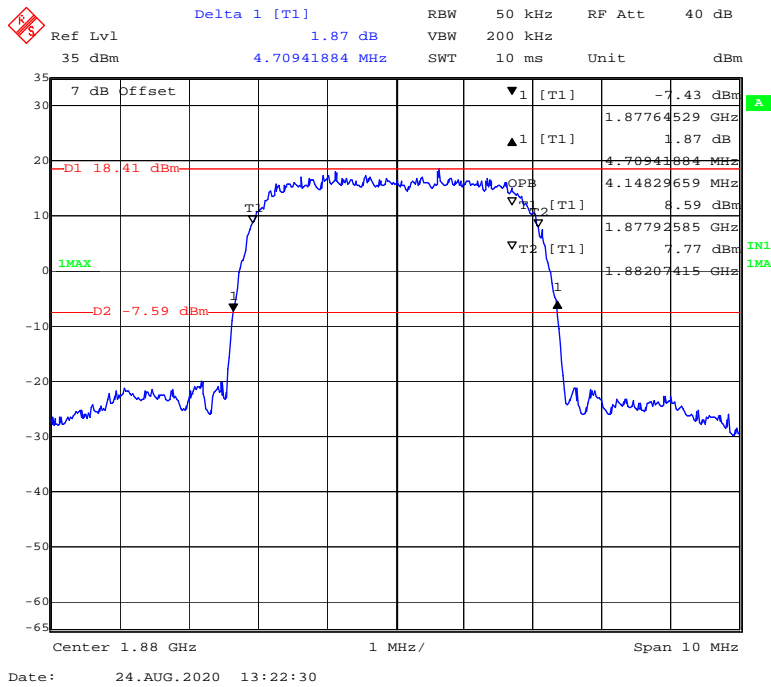
99% Occupied & 26 dB Emissions Bandwidth for WCDMA (HSPA+) Mode, Low Channel



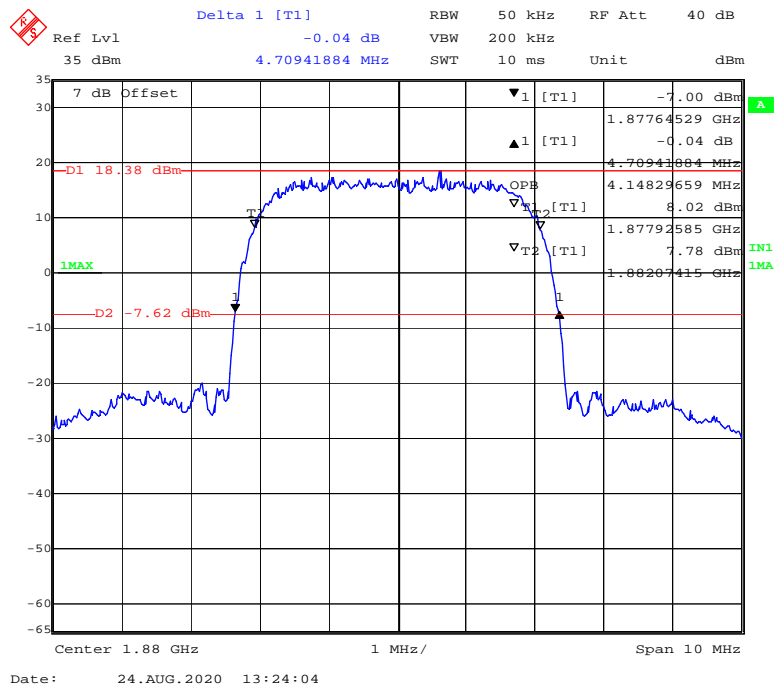
99% Occupied & 26 dB Emissions Bandwidth for WCDMA (Rel 99) Mode, Middle Channel



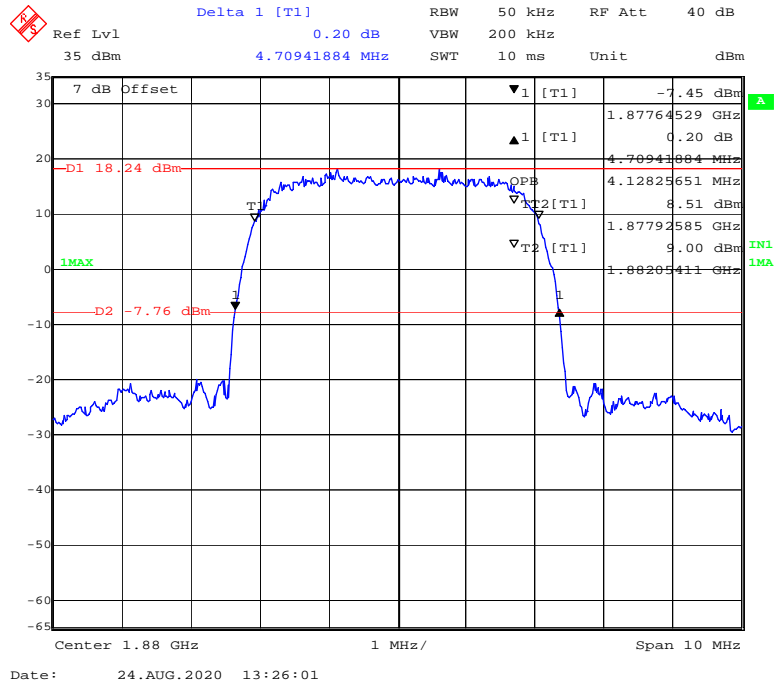
99% Occupied & 26 dB Emissions Bandwidth for WCDMA (HSDPA) Mode, Middle Channel



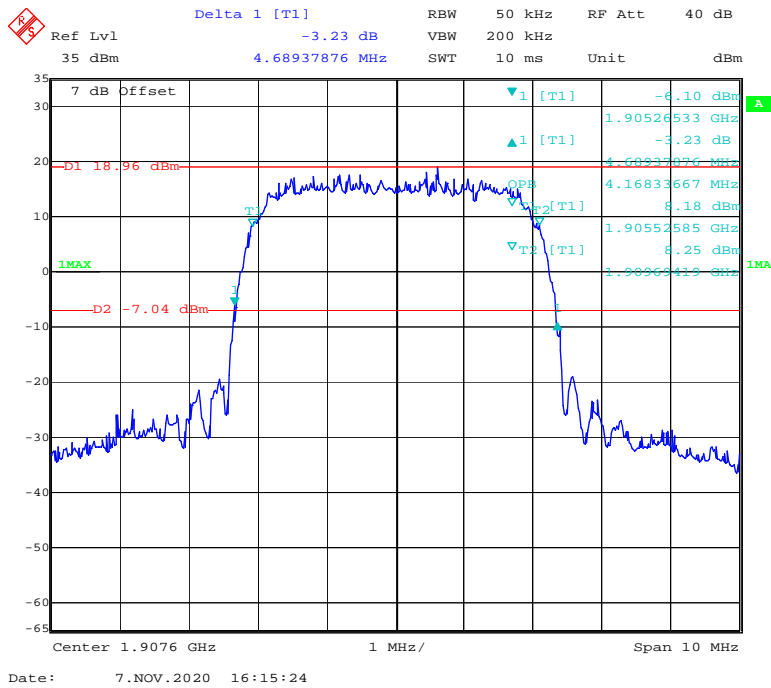
99% Occupied & 26 dB Emissions Bandwidth for WCDMA (HSUPA) Mode, Middle Channel



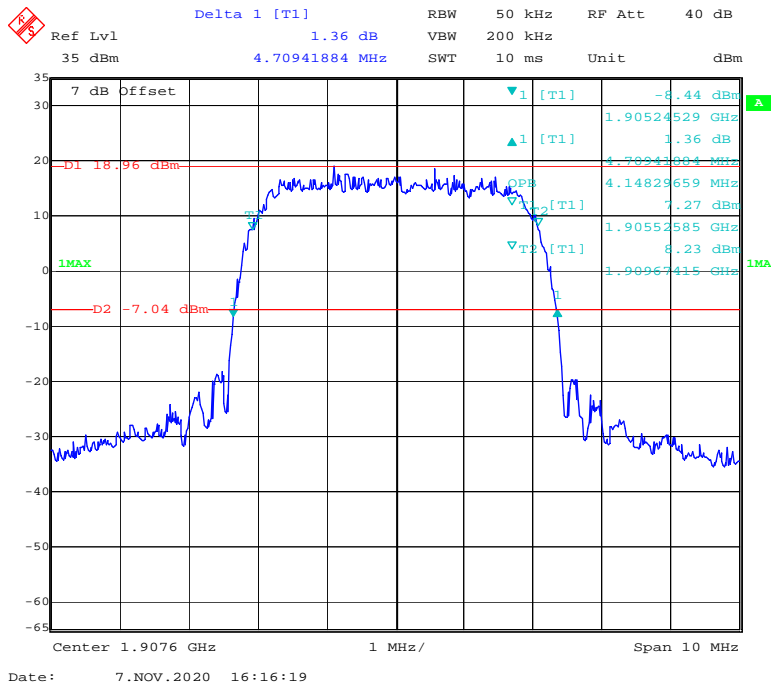
99% Occupied & 26 dB Emissions Bandwidth for WCDMA (HSPA+) Mode, Middle Channel



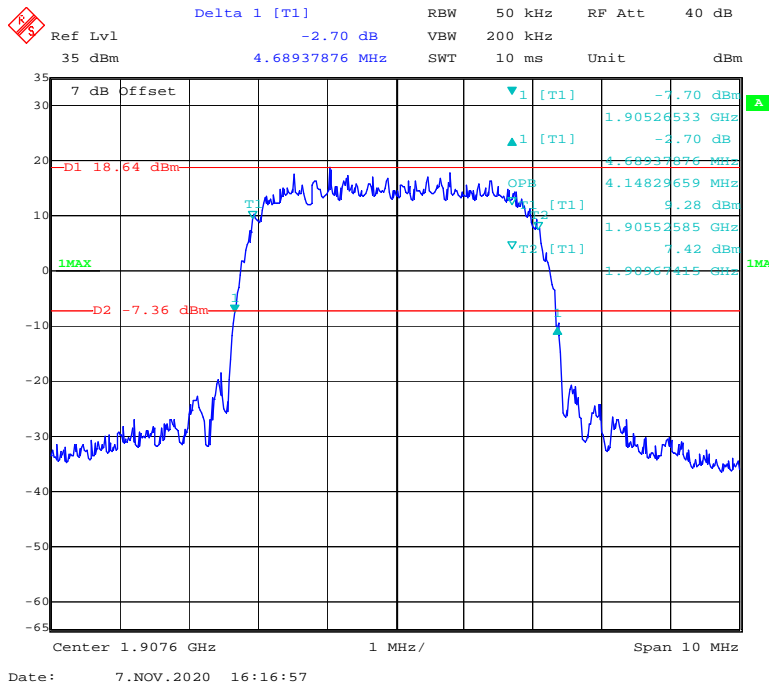
99% Occupied & 26 dB Emissions Bandwidth for WCDMA (Rel 99) Mode, High Channel



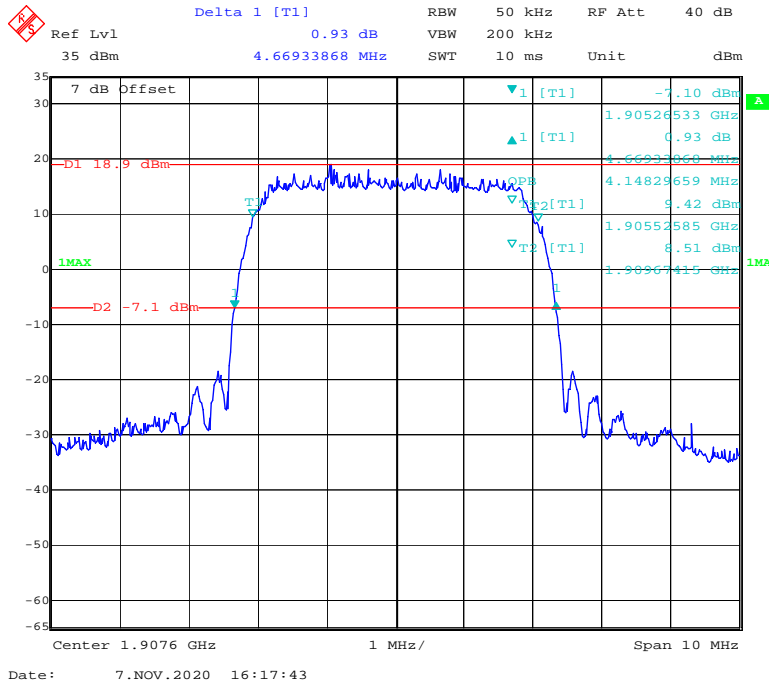
99% Occupied & 26 dB Emissions Bandwidth for WCDMA (HSDPA) Mode, High Channel



99% Occupied & 26 dB Emissions Bandwidth for WCDMA (HSUPA) Mode, High Channel

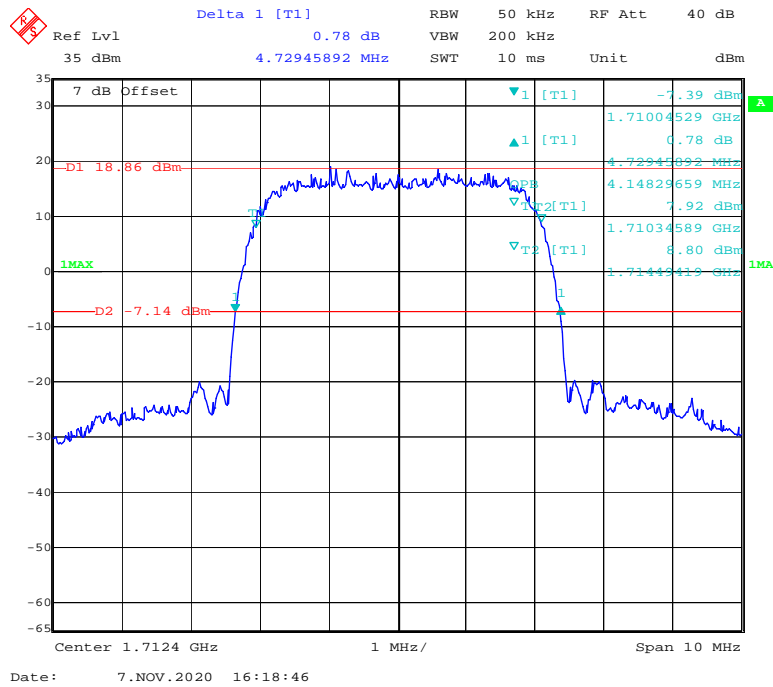


99% Occupied & 26 dB Emissions Bandwidth for WCDMA (HSPA+) Mode, High Channel

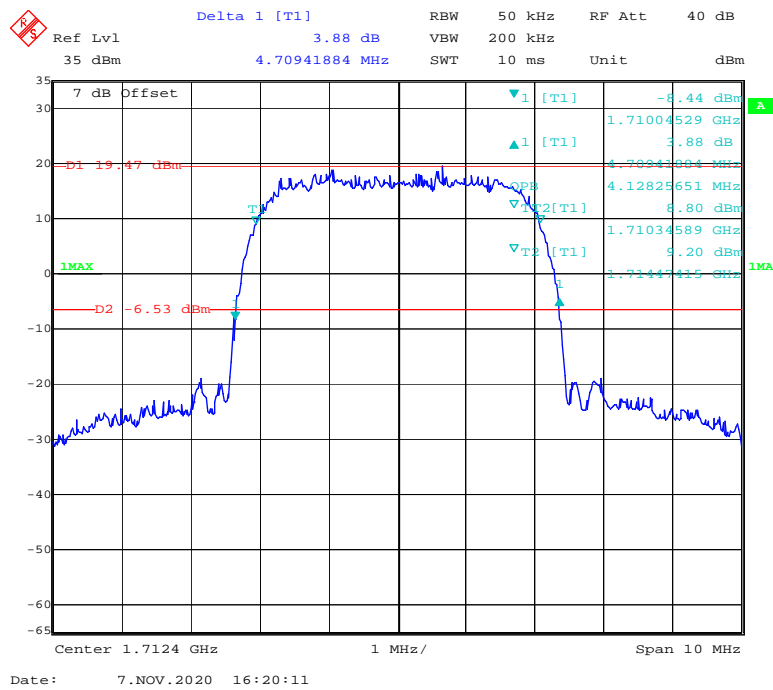


WCDMA Band IV

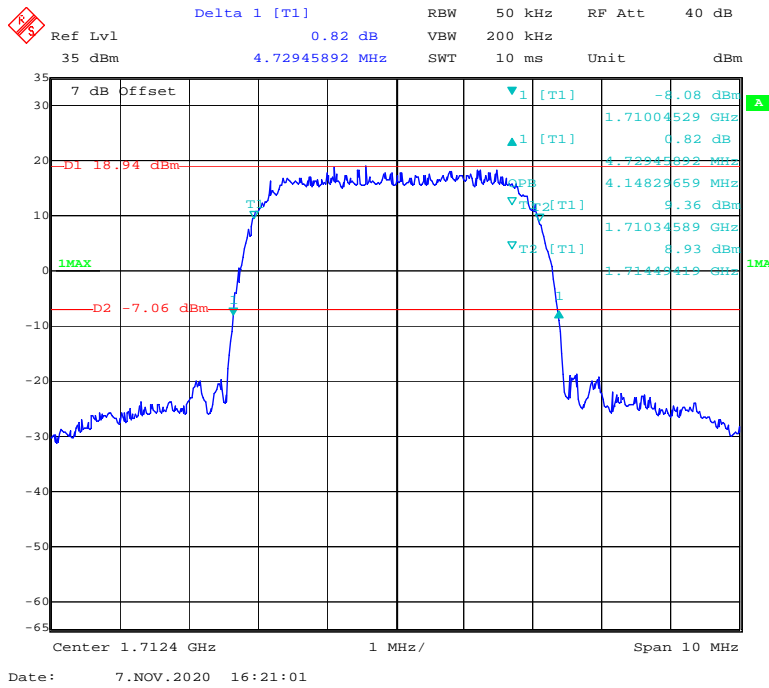
99% Occupied & 26 dB Emissions Bandwidth for WCDMA (Rel 99) Mode, Low Channel



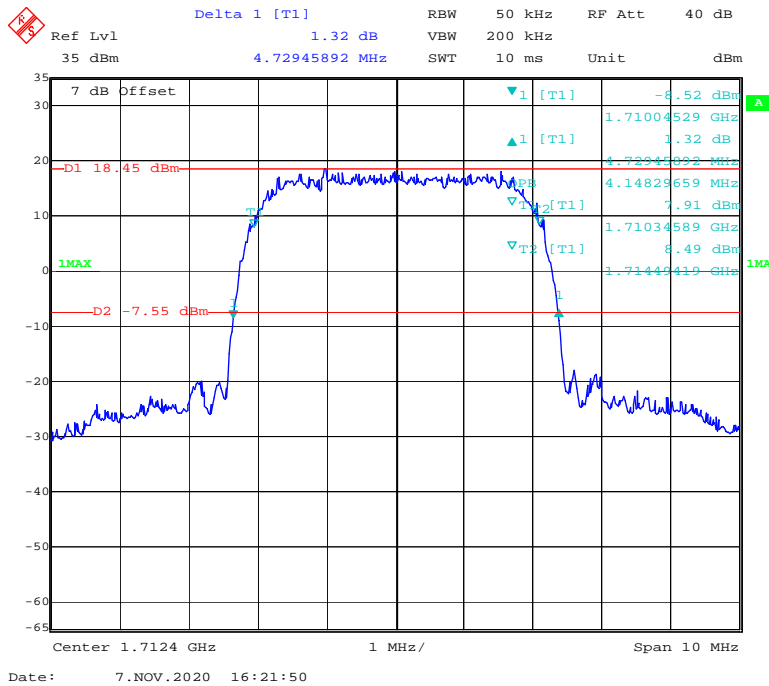
99% Occupied & 26 dB Emissions Bandwidth for WCDMA (HSDPA) Mode, Low Channel



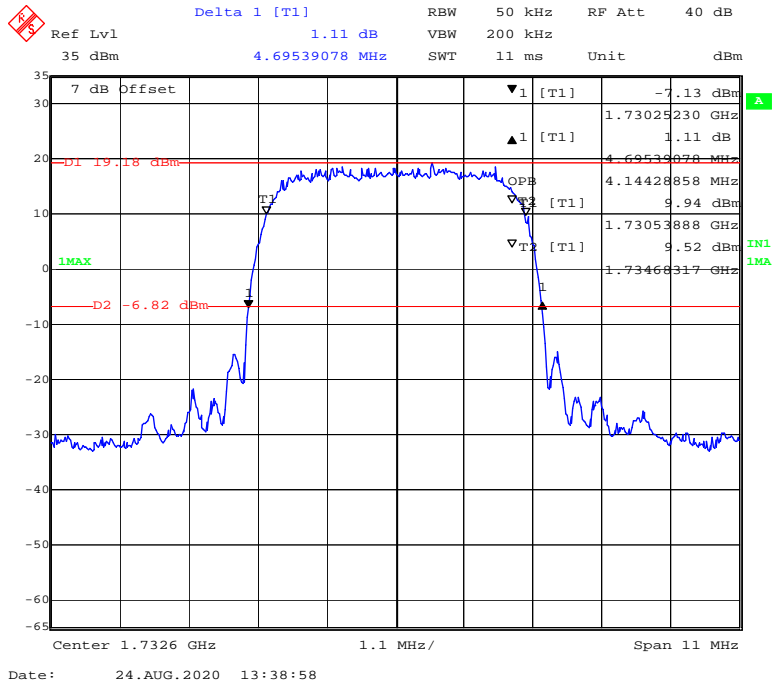
99% Occupied & 26 dB Emissions Bandwidth for WCDMA (HSUPA) Mode, Low Channel



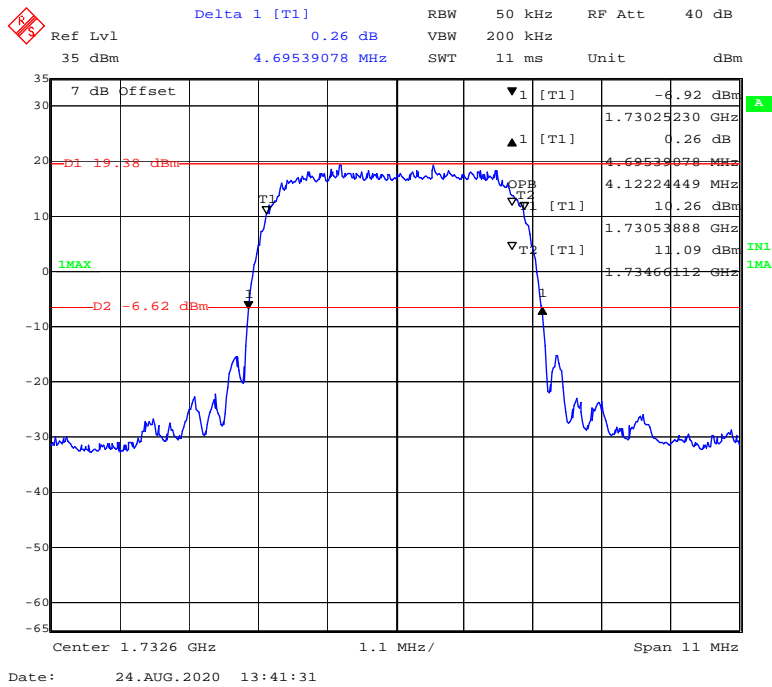
99% Occupied & 26 dB Emissions Bandwidth for WCDMA (HSPA+) Mode, Low Channel



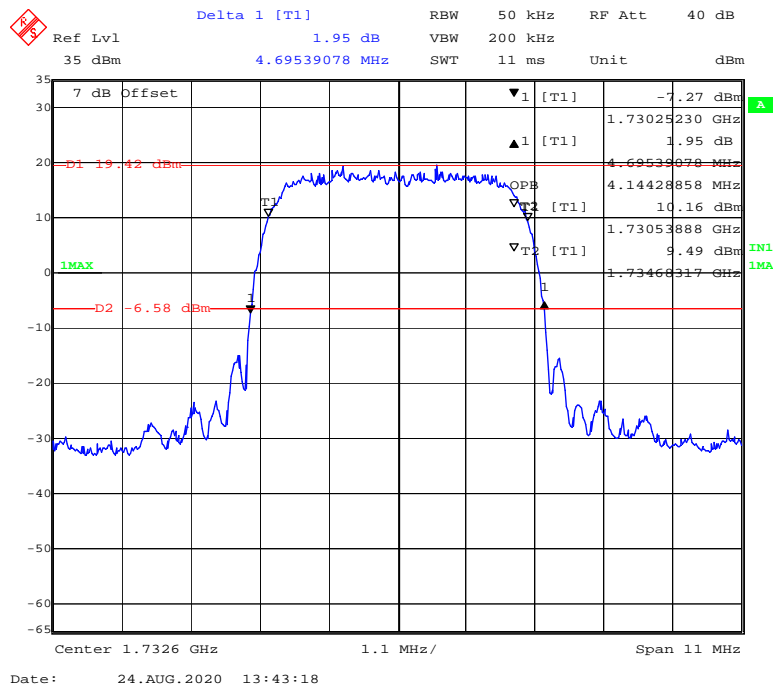
99% Occupied & 26 dB Emissions Bandwidth for WCDMA (Rel 99) Mode, Middle Channel



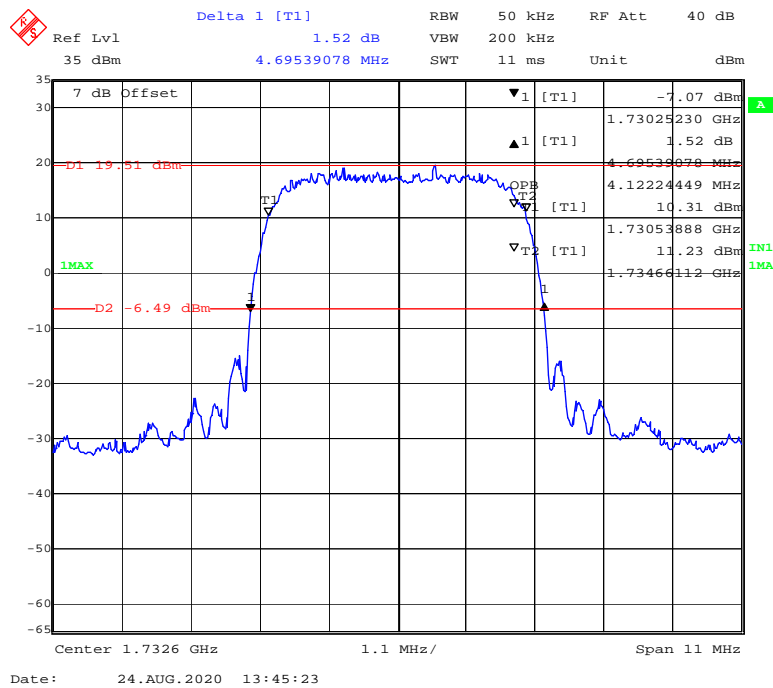
99% Occupied & 26 dB Emissions Bandwidth for WCDMA (HSDPA) Mode, Middle Channel



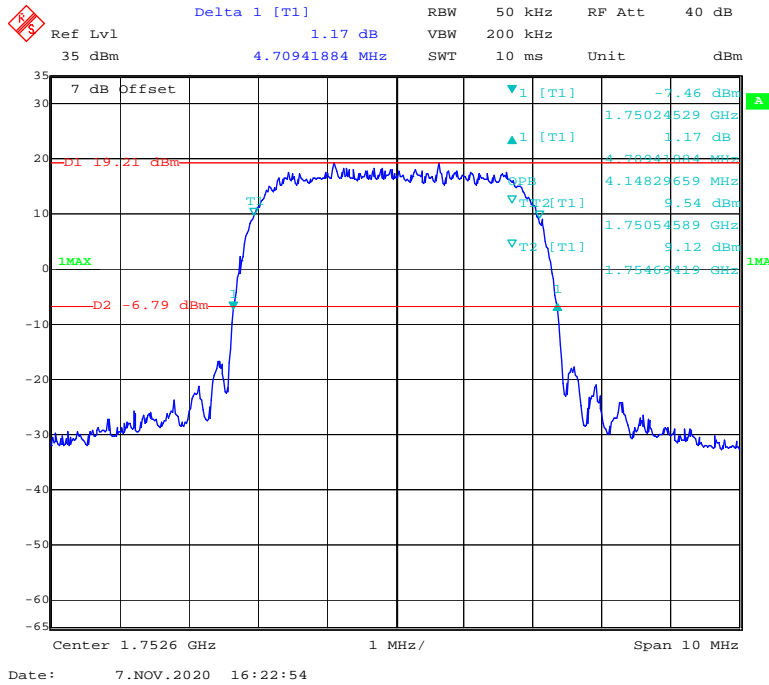
99% Occupied & 26 dB Emissions Bandwidth for WCDMA (HSUPA) Mode, Middle Channel



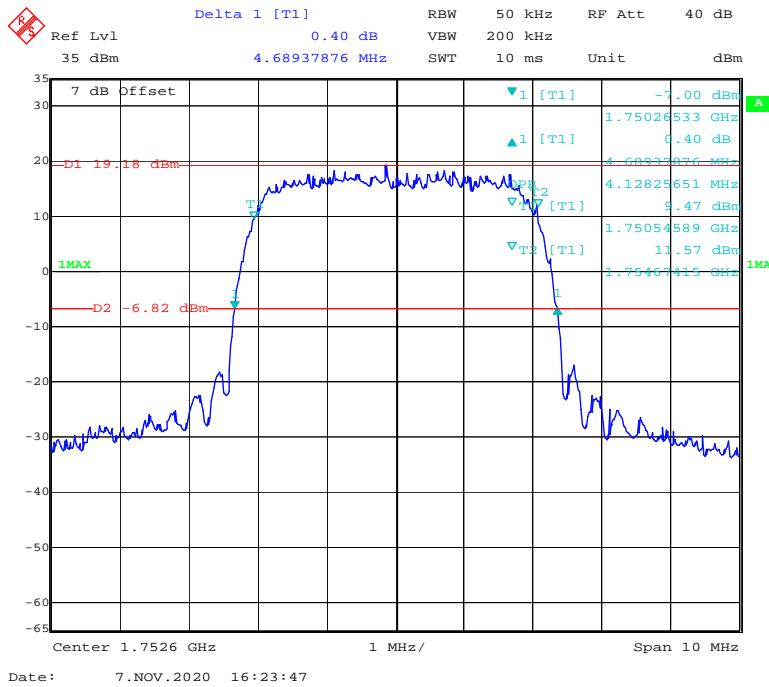
99% Occupied & 26 dB Emissions Bandwidth for WCDMA (HSPA+) Mode, Middle Channel



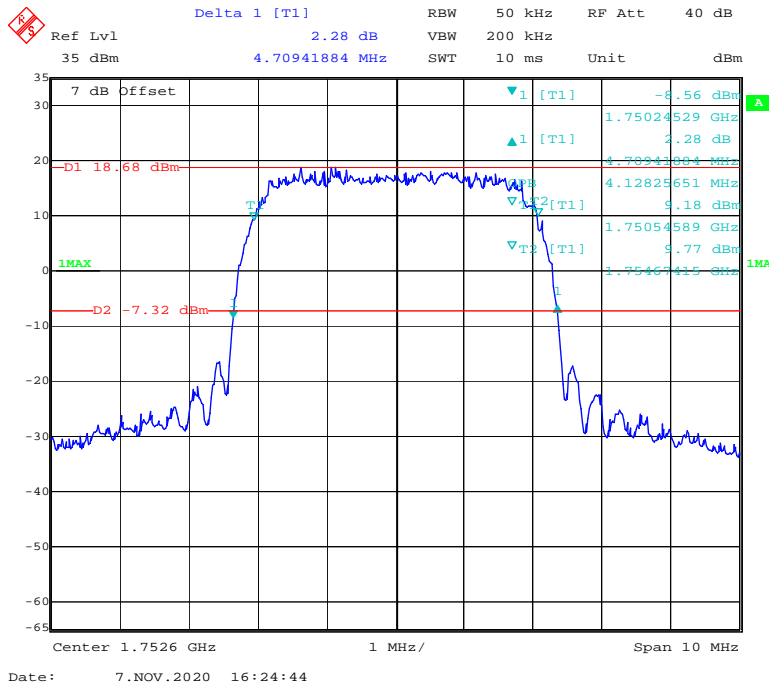
99% Occupied & 26 dB Emissions Bandwidth for WCDMA (Rel 99) Mode, High Channel



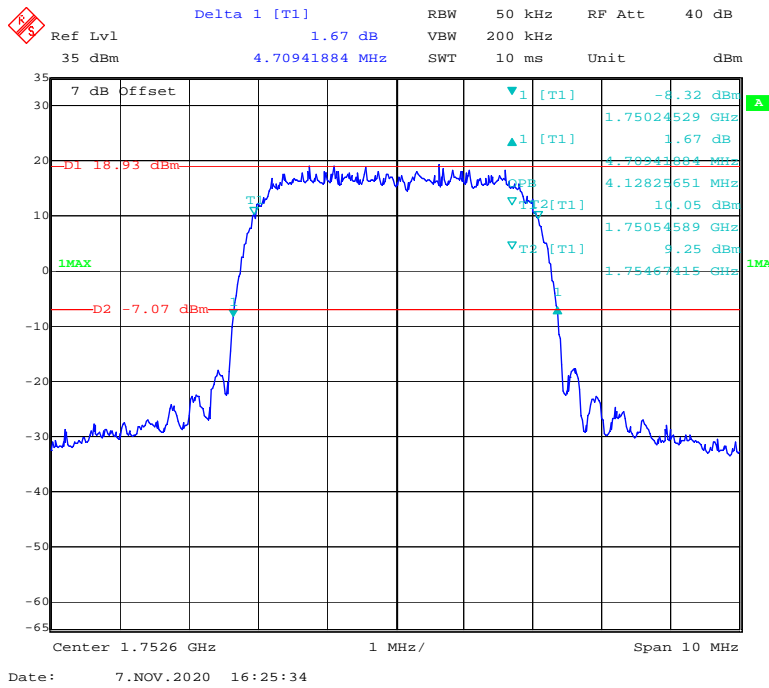
99% Occupied & 26 dB Emissions Bandwidth for WCDMA (HSDPA) Mode, High Channel



99% Occupied & 26 dB Emissions Bandwidth for WCDMA (HSUPA) Mode, High Channel



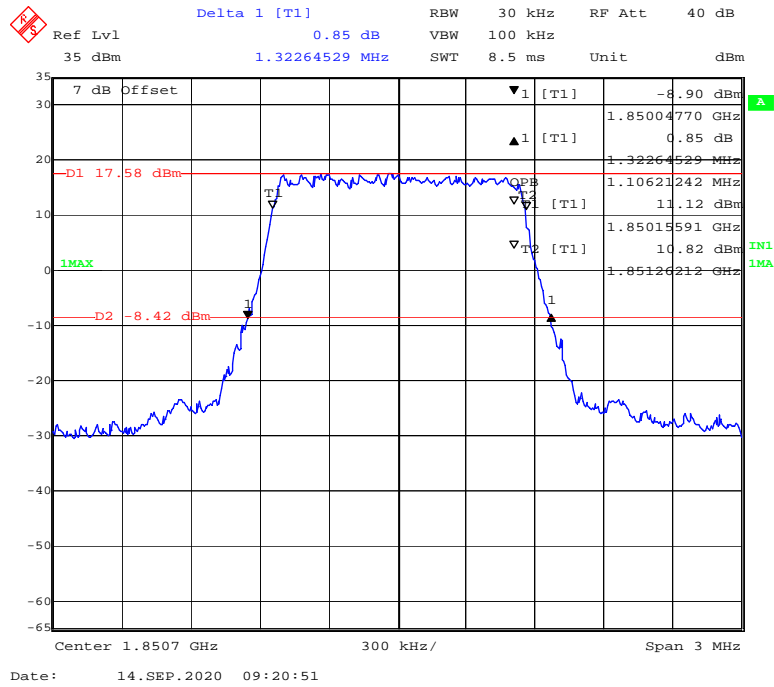
99% Occupied & 26 dB Emissions Bandwidth for WCDMA (HSPA+) Mode, High Channel



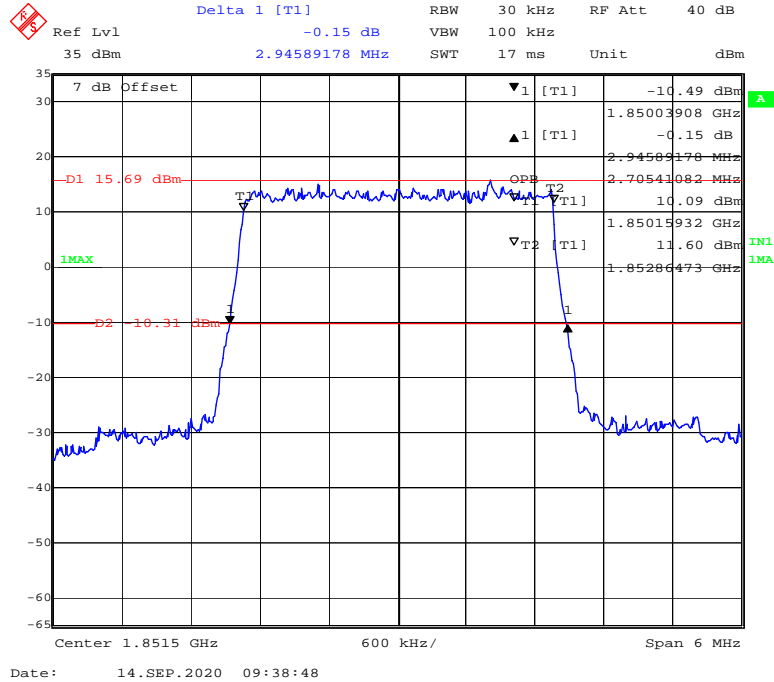
LTE Band 2:

Test Modulation	Test Bandwidth	26 dB Bandwidth MHz			99% Occupied Bandwidth MHz		
		Low Channel	Middle Channel	High Channel	Low Channel	Middle Channel	High Channel
QPSK	1.4M	1.32	1.33	1.29	1.11	1.11	1.11
	3M	2.95	2.95	2.96	2.71	2.69	2.69
	5M	4.95	4.95	4.91	4.49	4.49	4.49
	10M	9.70	9.82	9.70	8.94	8.98	8.94
	15M	14.49	14.67	14.55	13.41	13.47	13.41
	20M	19.16	19.24	19.24	17.88	17.96	17.88
16-QAM	1.4M	1.32	1.32	1.29	1.11	1.11	1.11
	3M	2.95	2.95	2.96	2.69	2.69	2.69
	5M	4.95	4.97	4.91	4.49	4.49	4.49
	10M	9.74	9.82	9.58	8.94	8.98	8.94
	15M	14.49	14.67	14.61	13.47	13.47	13.41
	20M	19.16	19.16	19.32	17.88	17.96	17.88

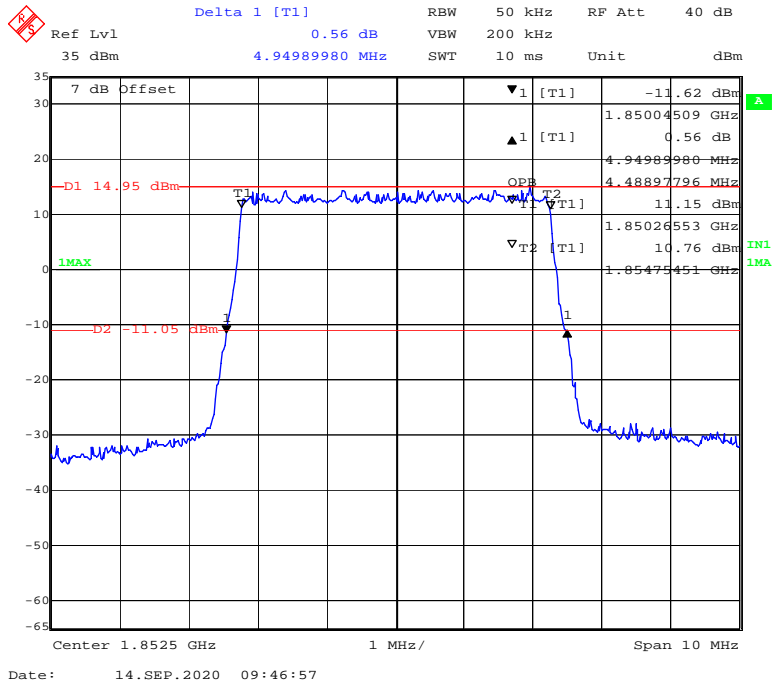
QPSK (1.4 MHz) - 99% Occupied & 26 dB Emissions Bandwidth, Low channel



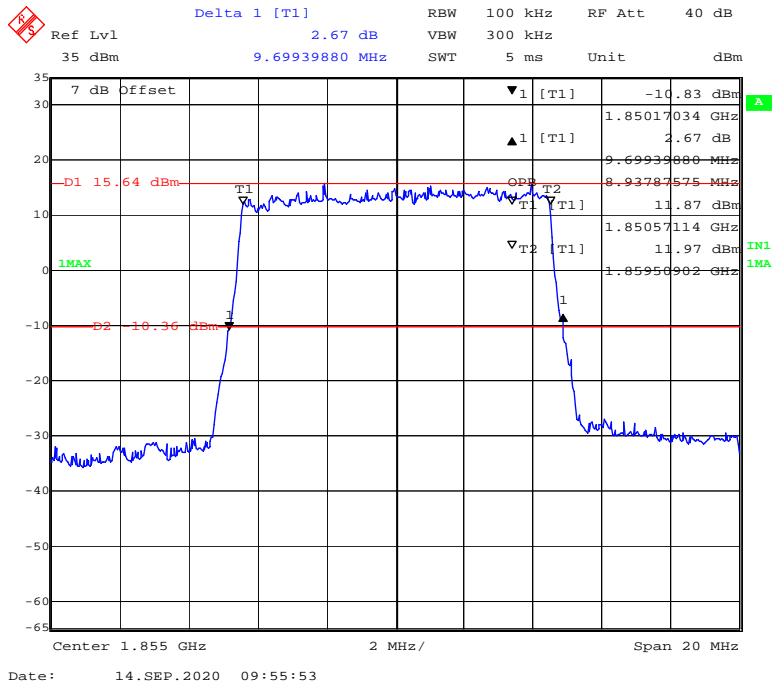
QPSK (3 MHz) - 99% Occupied & 26 dB Emissions Bandwidth, Low channel



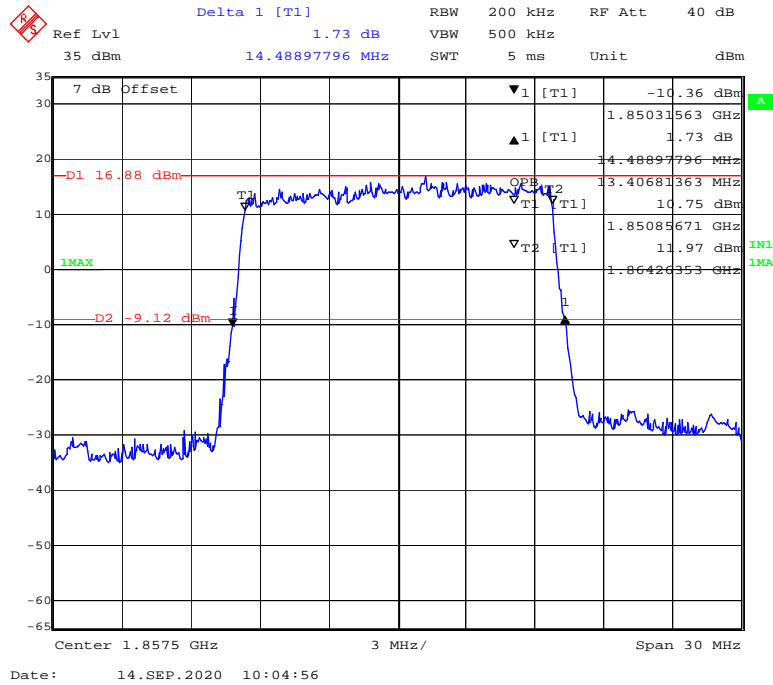
QPSK (5 MHz) - 99% Occupied & 26 dB Emissions Bandwidth, Low channel



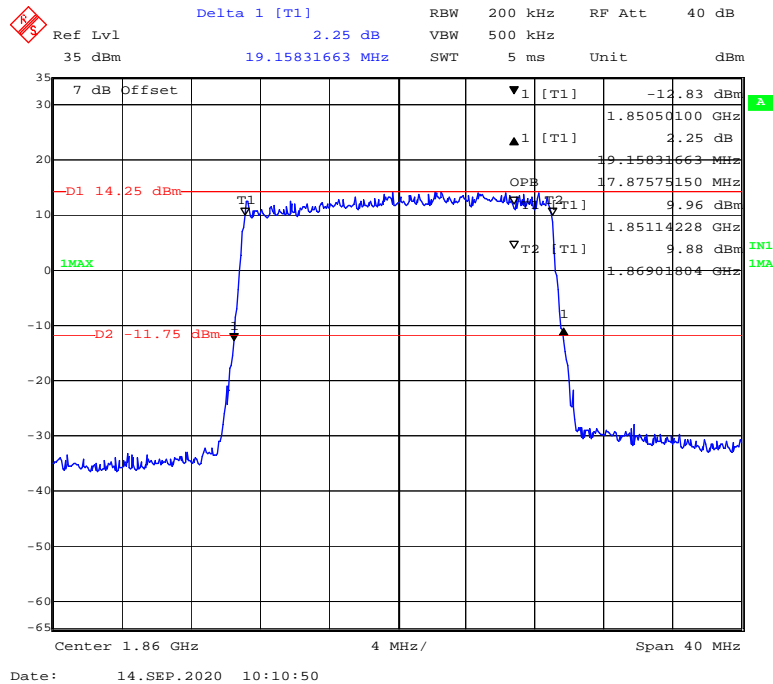
QPSK (10MHz) - 99% Occupied & 26 dB Emissions Bandwidth, Low channel



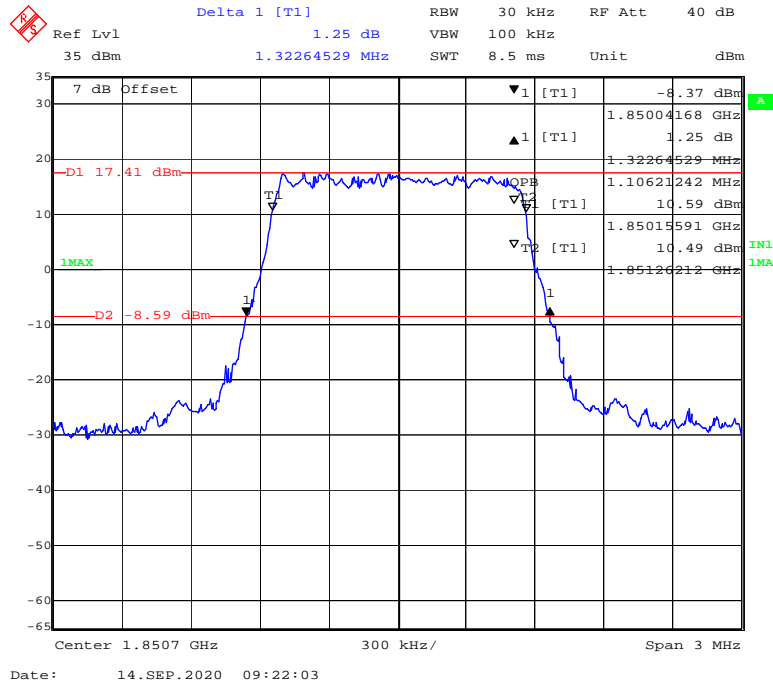
QPSK (15 MHz) - 99% Occupied & 26 dB Emissions Bandwidth, Low channel



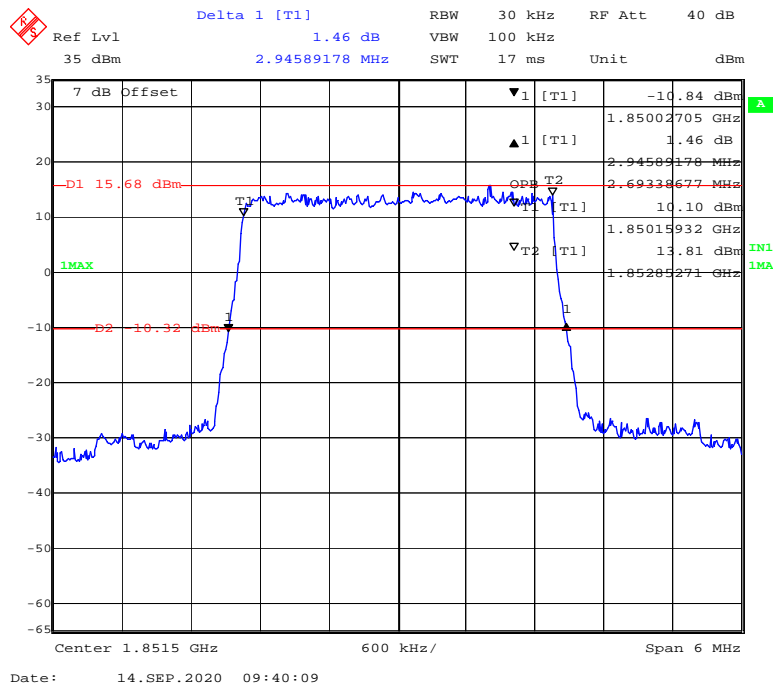
QPSK (20 MHz) - 99% Occupied & 26 dB Emissions Bandwidth, Low channel



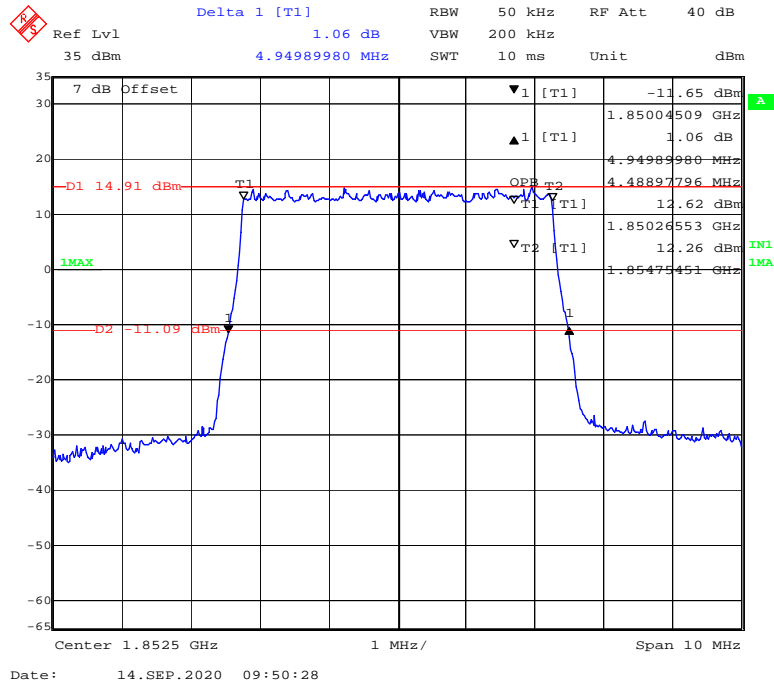
16-QAM (1.4 MHz) - 99% Occupied & 26 dB Emissions Bandwidth, Low channel



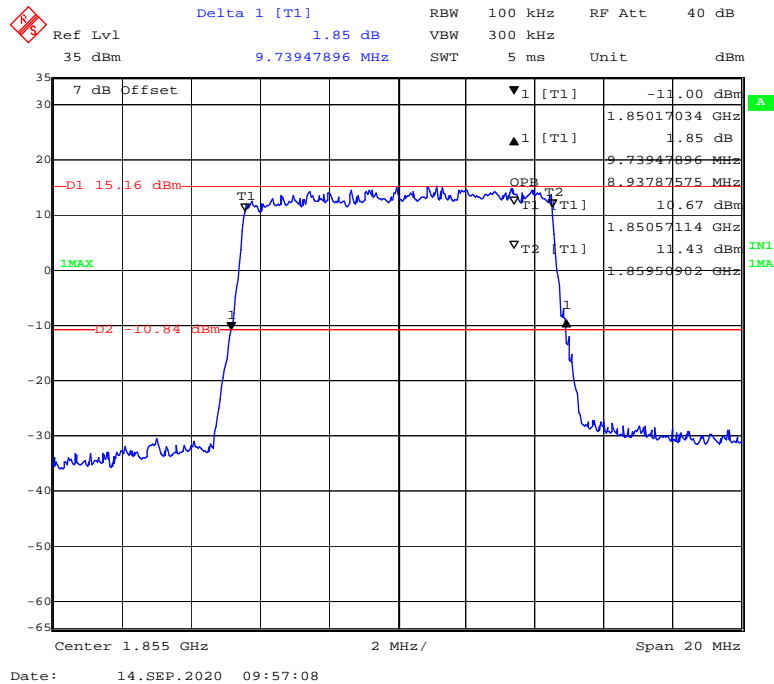
16-QAM (3 MHz) - 99% Occupied & 26 dB Emissions Bandwidth, Low channel



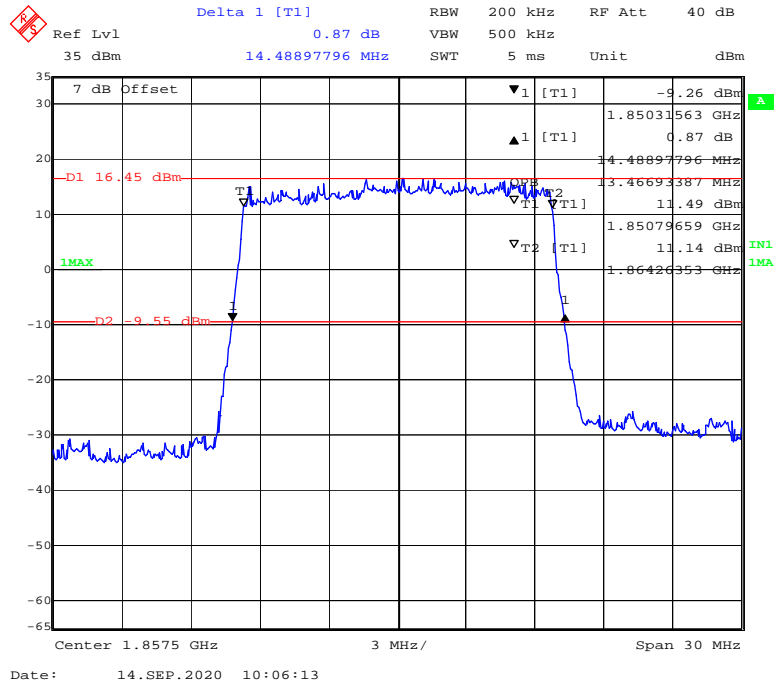
16-QAM (5 MHz) - 99% Occupied & 26 dB Emissions Bandwidth, Low channel



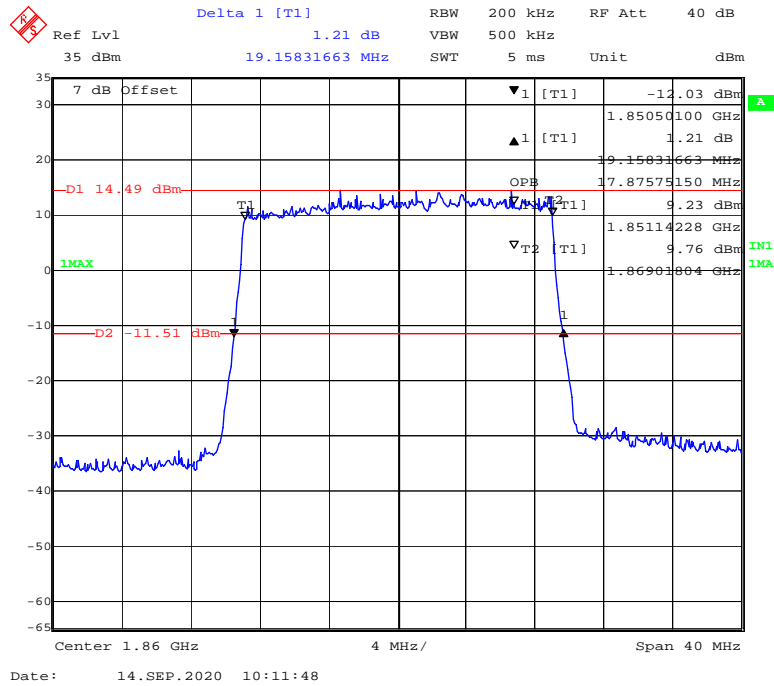
16-QAM (10 MHz) - 99% Occupied & 26 dB Emissions Bandwidth, Low channel



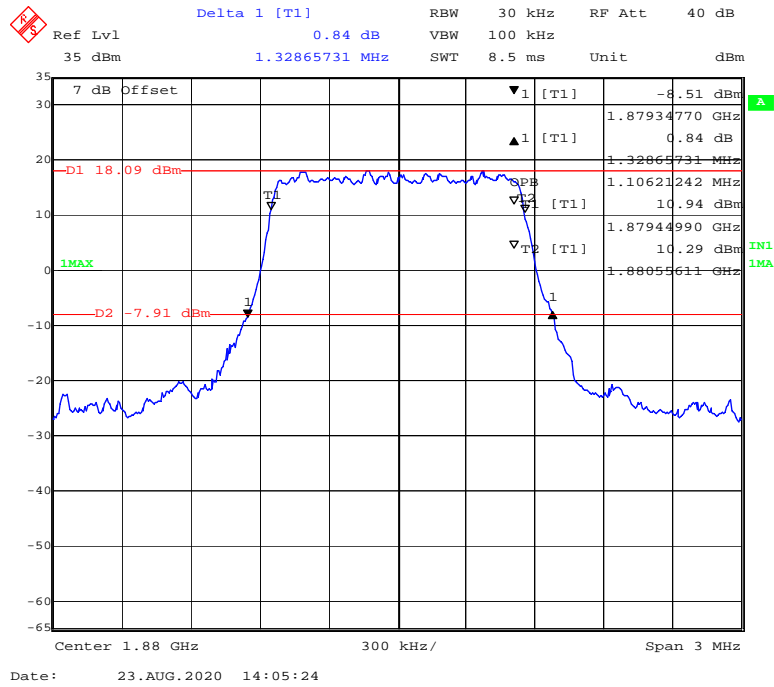
16-QAM (15 MHz) - 99% Occupied & 26 dB Emissions Bandwidth, Low channel



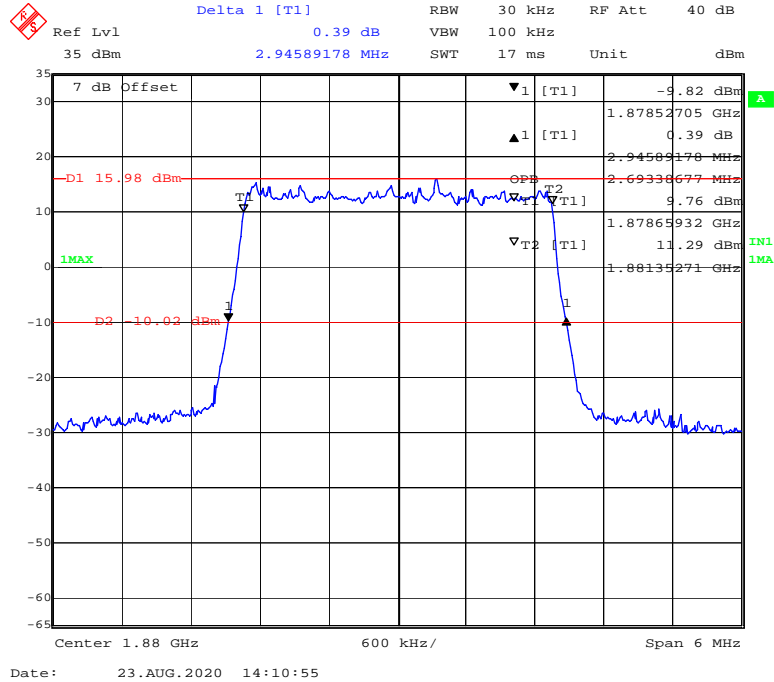
16-QAM (20 MHz) - 99% Occupied & 26 dB Emissions Bandwidth, Low channel



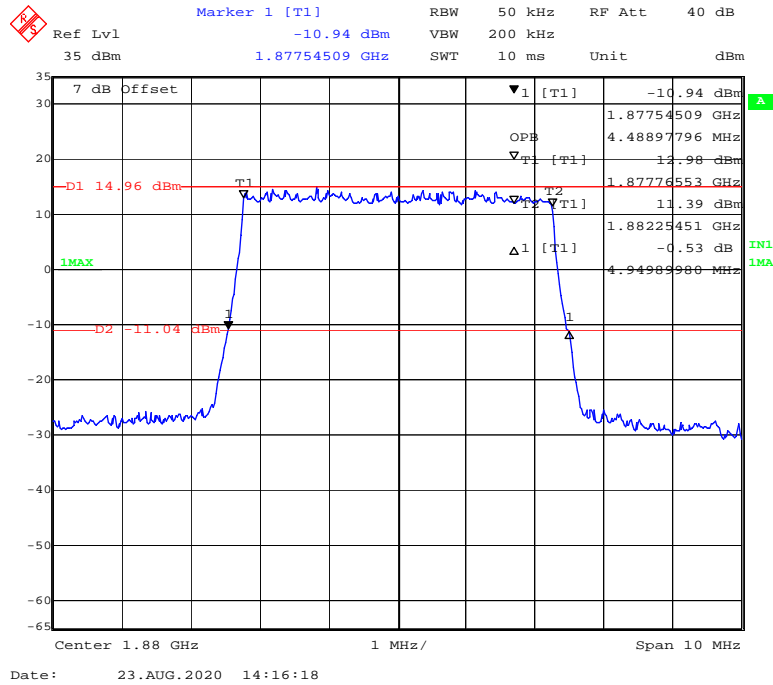
QPSK (1.4 MHz) - 99% Occupied & 26 dB Emissions Bandwidth, Middle channel



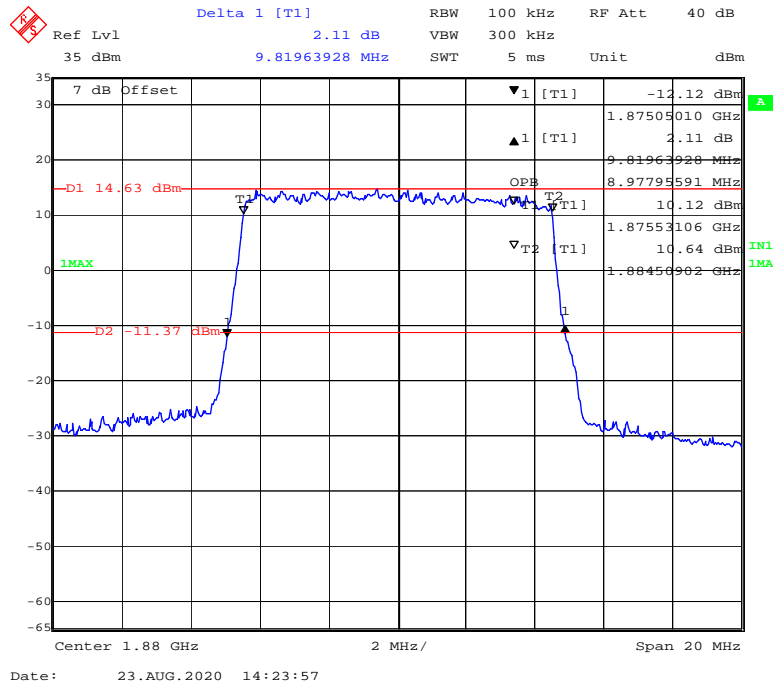
QPSK (3 MHz) - 99% Occupied & 26 dB Emissions Bandwidth, Middle channel



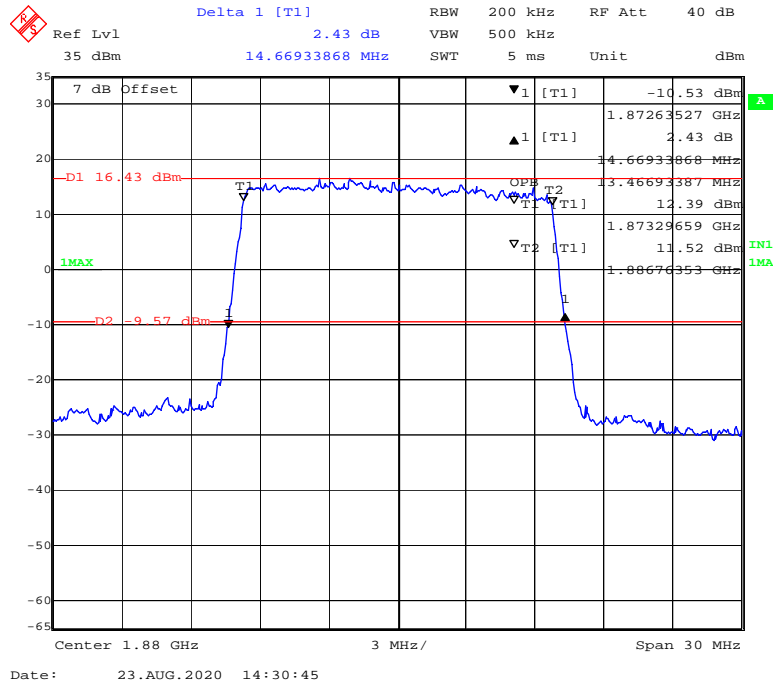
QPSK (5 MHz) - 99% Occupied & 26 dB Emissions Bandwidth, Middle channel



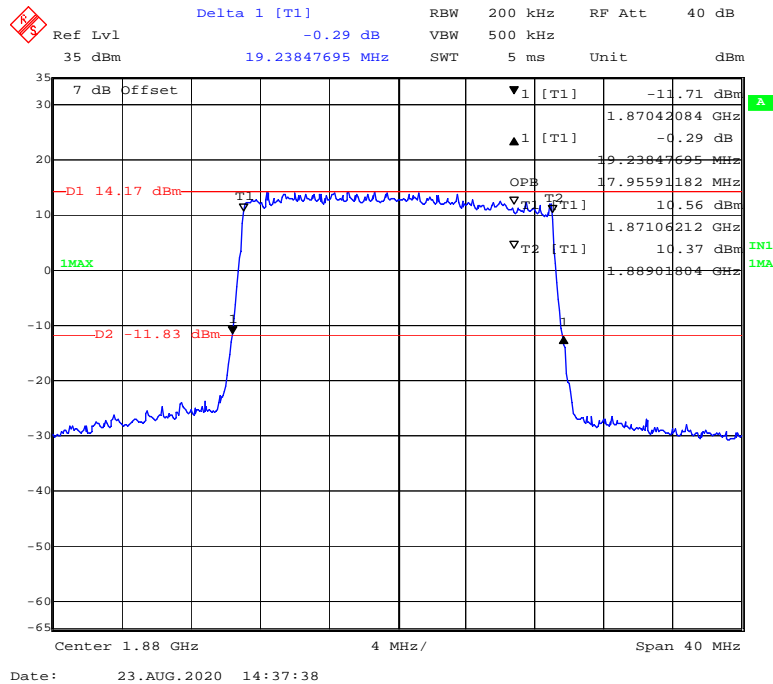
QPSK (10MHz) - 99% Occupied & 26 dB Emissions Bandwidth, Middle channel



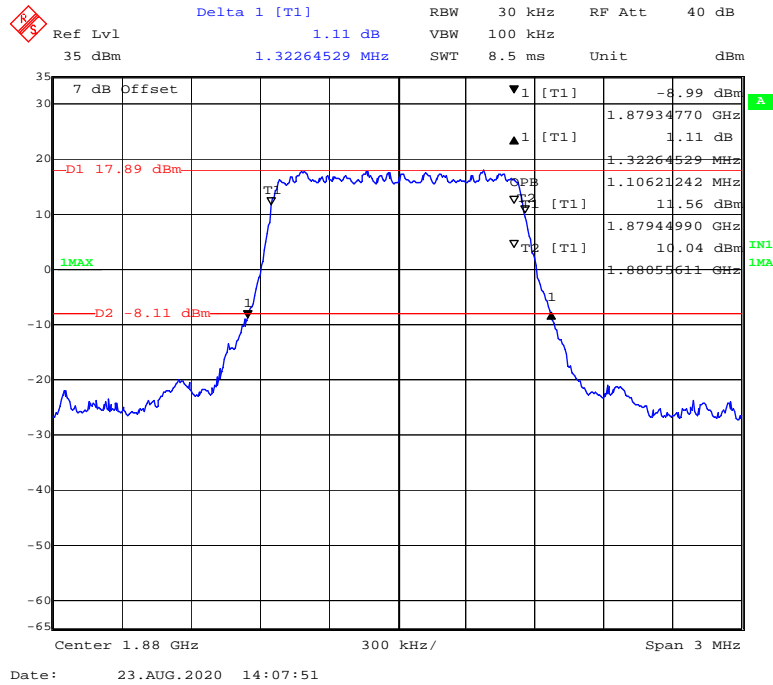
QPSK (15 MHz) - 99% Occupied & 26 dB Emissions Bandwidth, Middle channel



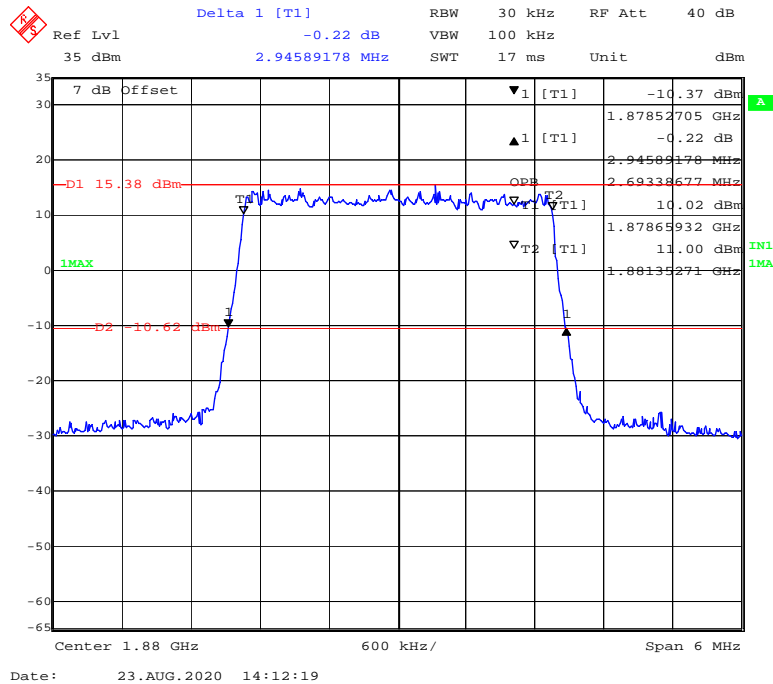
QPSK (20 MHz) - 99% Occupied & 26 dB Emissions Bandwidth, Middle channel



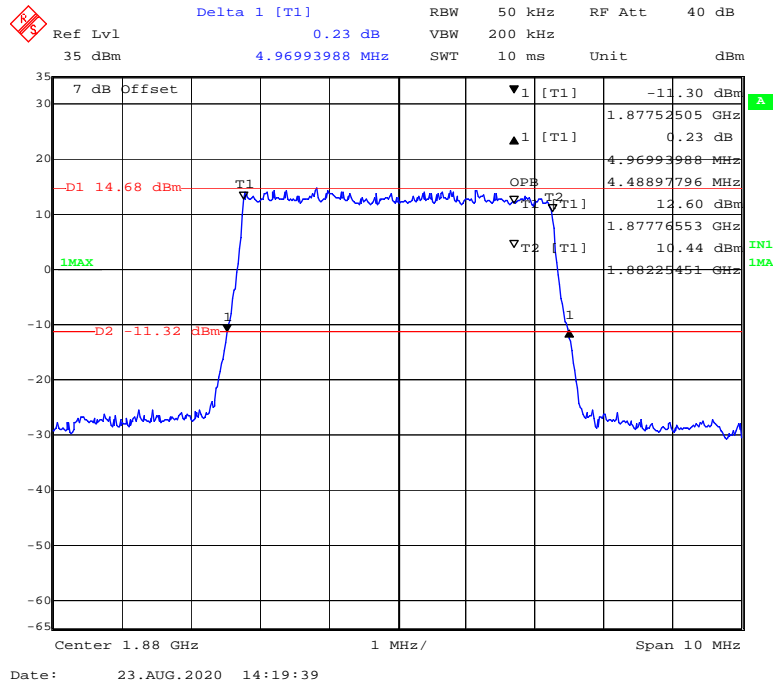
16-QAM (1.4 MHz) - 99% Occupied & 26 dB Emissions Bandwidth, Middle channel



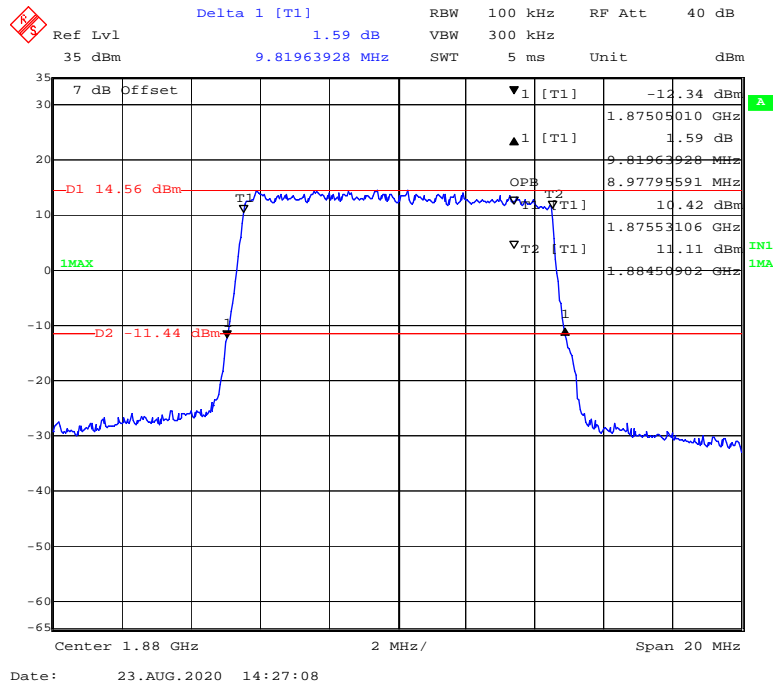
16-QAM (3 MHz) - 99% Occupied & 26 dB Emissions Bandwidth, Middle channel



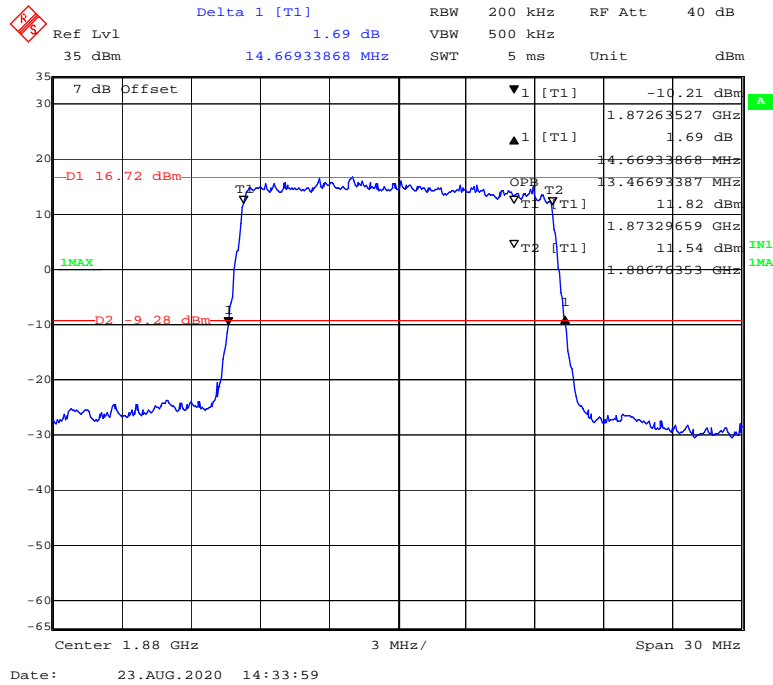
16-QAM (5 MHz) - 99% Occupied & 26 dB Emissions Bandwidth, Middle channel



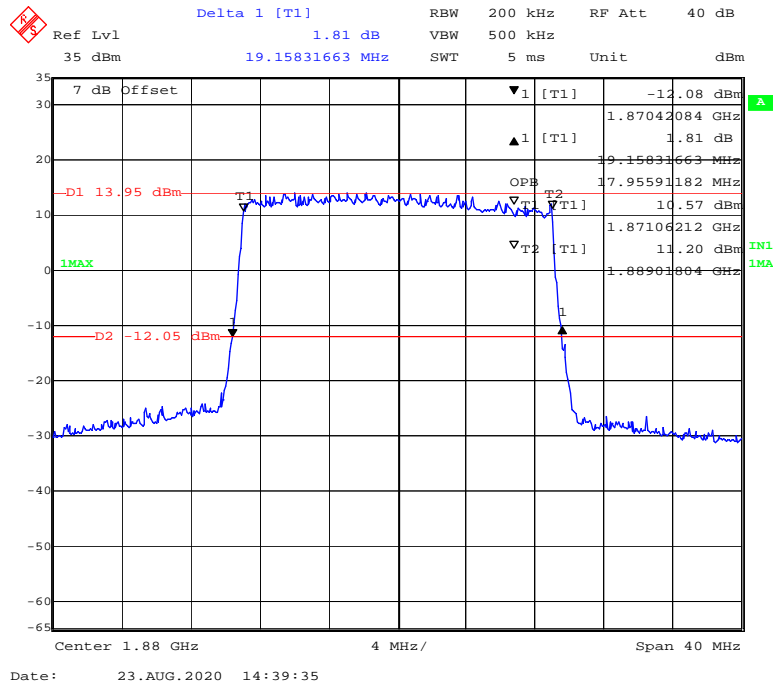
16-QAM (10 MHz) - 99% Occupied & 26 dB Emissions Bandwidth, Middle channel



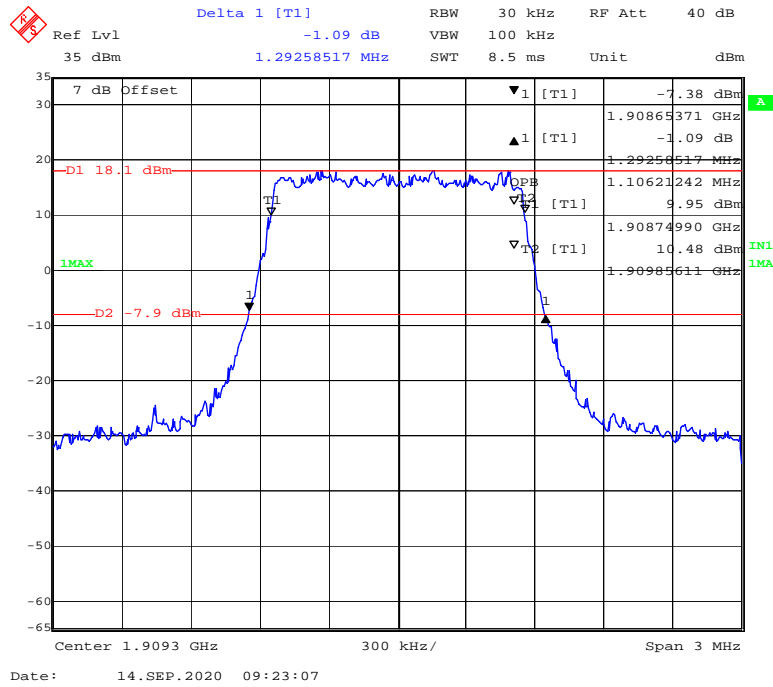
16-QAM (15 MHz) - 99% Occupied & 26 dB Emissions Bandwidth, Middle channel



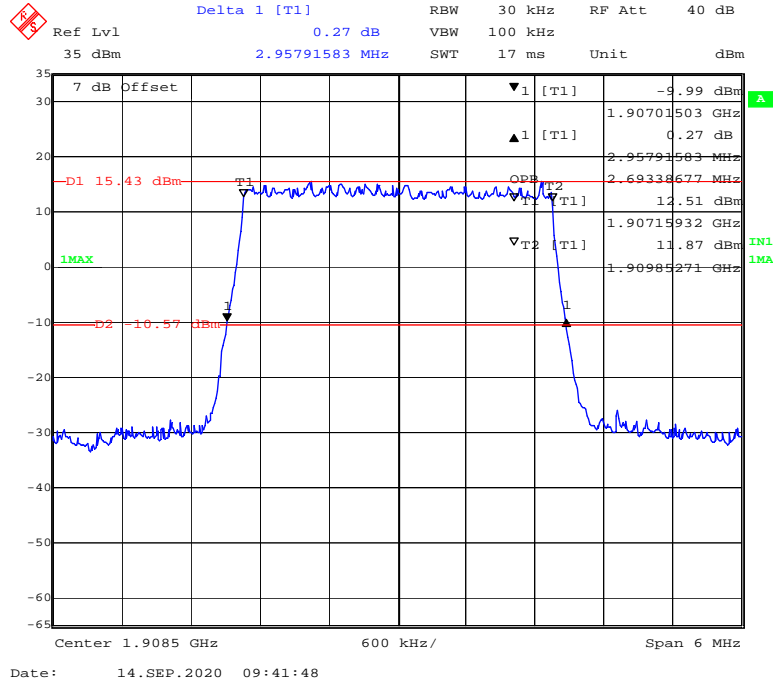
16-QAM (20 MHz) - 99% Occupied & 26 dB Emissions Bandwidth, Middle channel



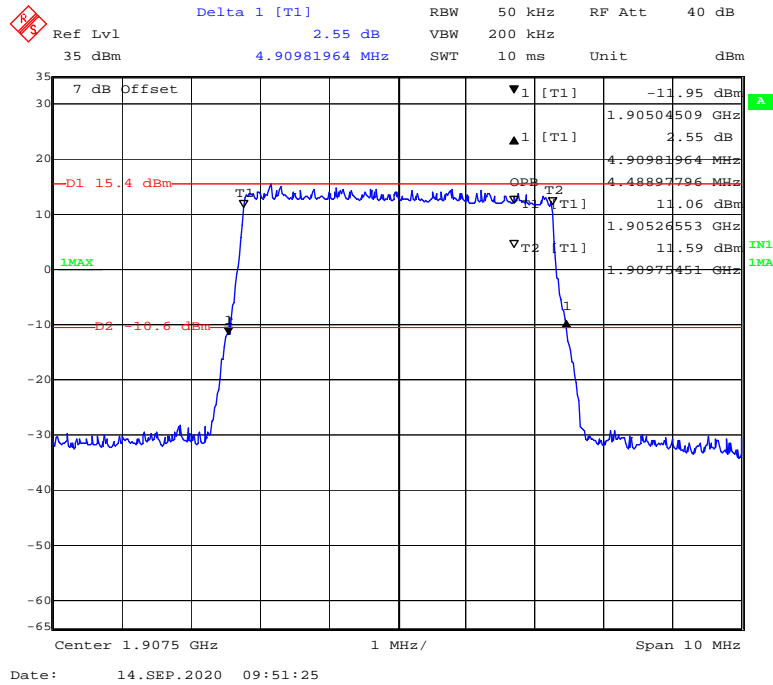
QPSK (1.4 MHz) - 99% Occupied & 26 dB Emissions Bandwidth, High channel



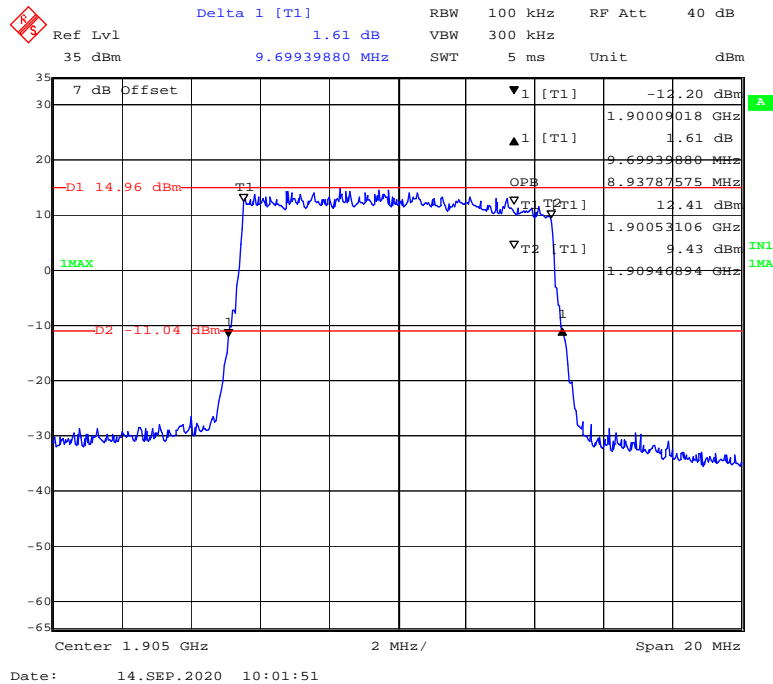
QPSK (3 MHz) - 99% Occupied & 26 dB Emissions Bandwidth, High channel



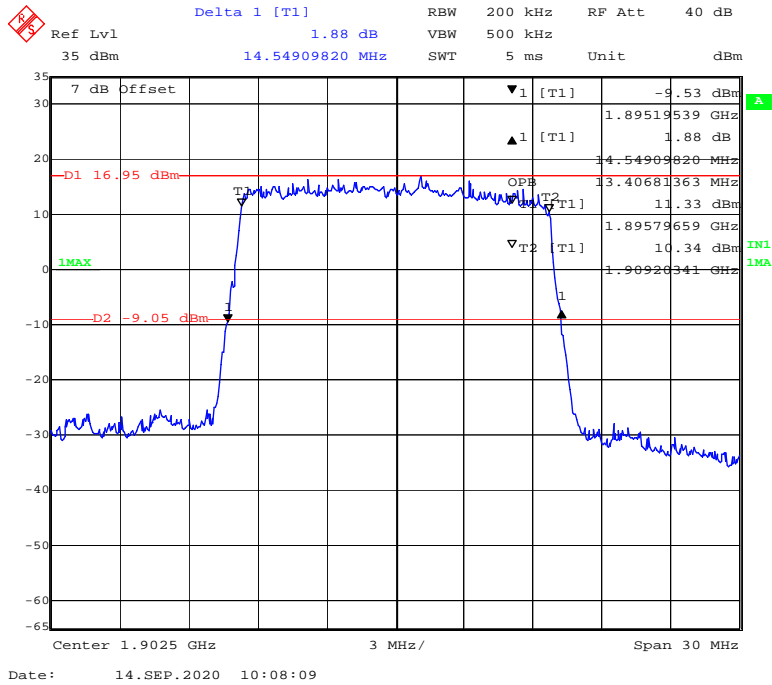
QPSK (5 MHz) - 99% Occupied & 26 dB Emissions Bandwidth, High channel



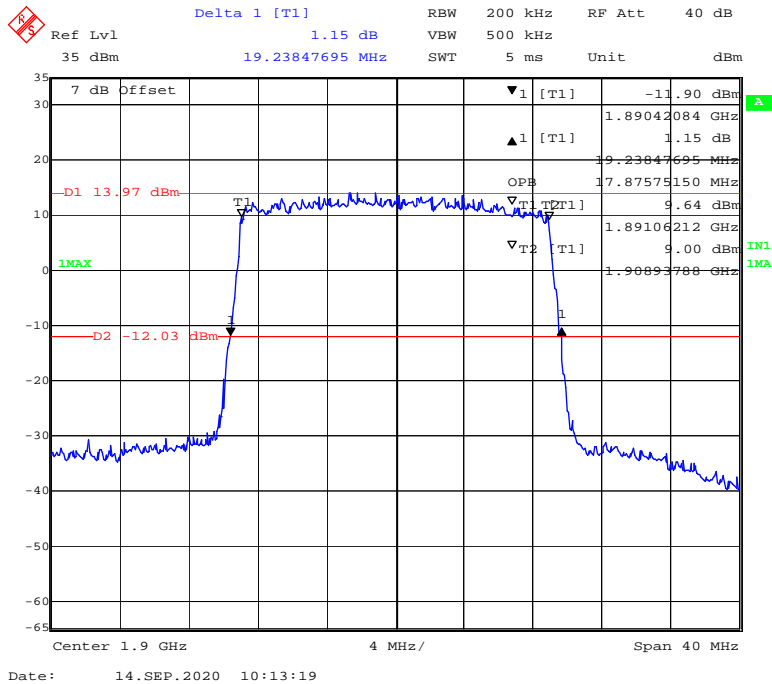
QPSK (10MHz) - 99% Occupied & 26 dB Emissions Bandwidth, High channel



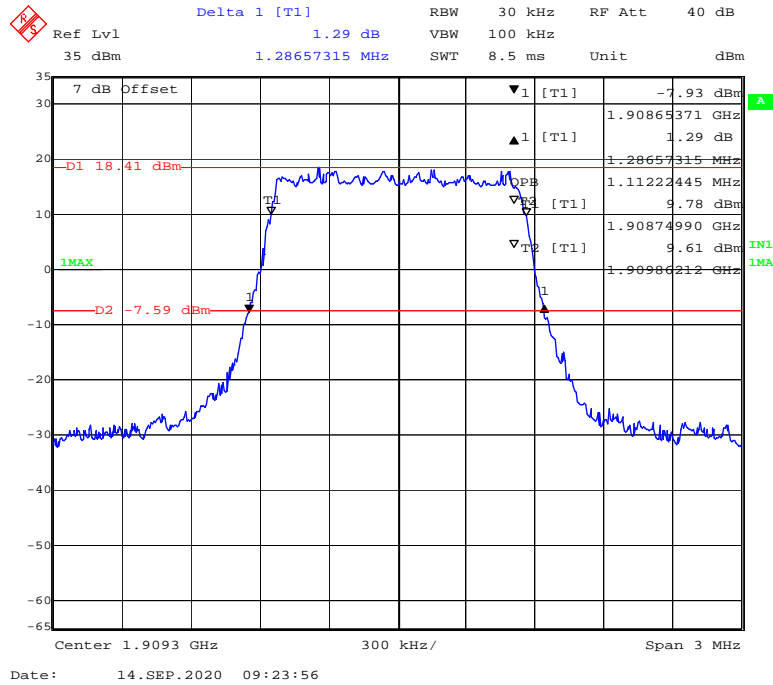
QPSK (15 MHz) - 99% Occupied & 26 dB Emissions Bandwidth, High channel



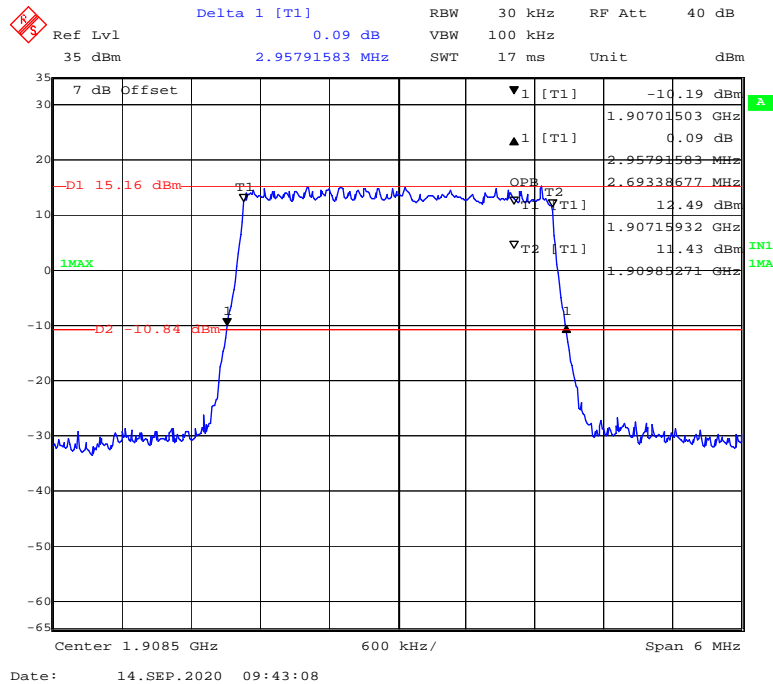
QPSK (20 MHz) - 99% Occupied & 26 dB Emissions Bandwidth, High channel



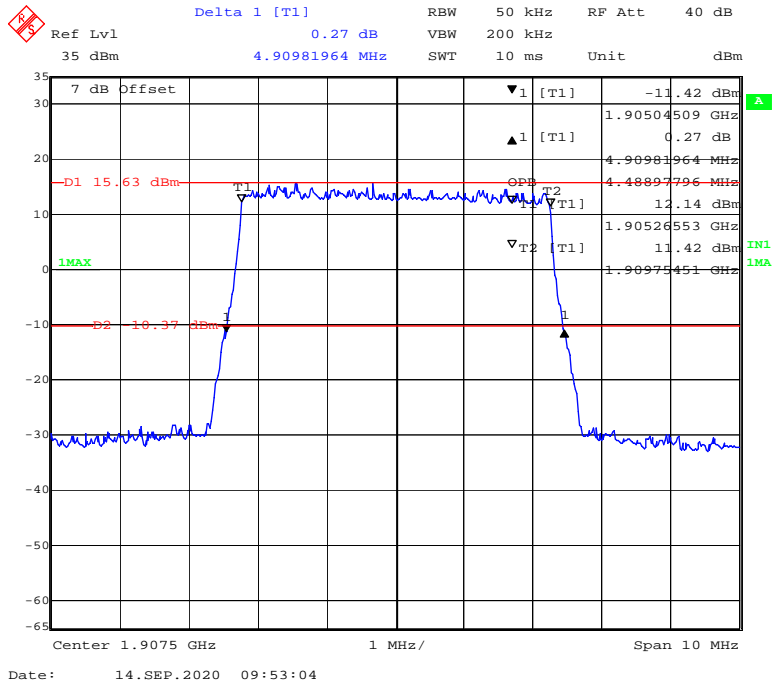
16-QAM (1.4 MHz) - 99% Occupied & 26 dB Emissions Bandwidth, High channel



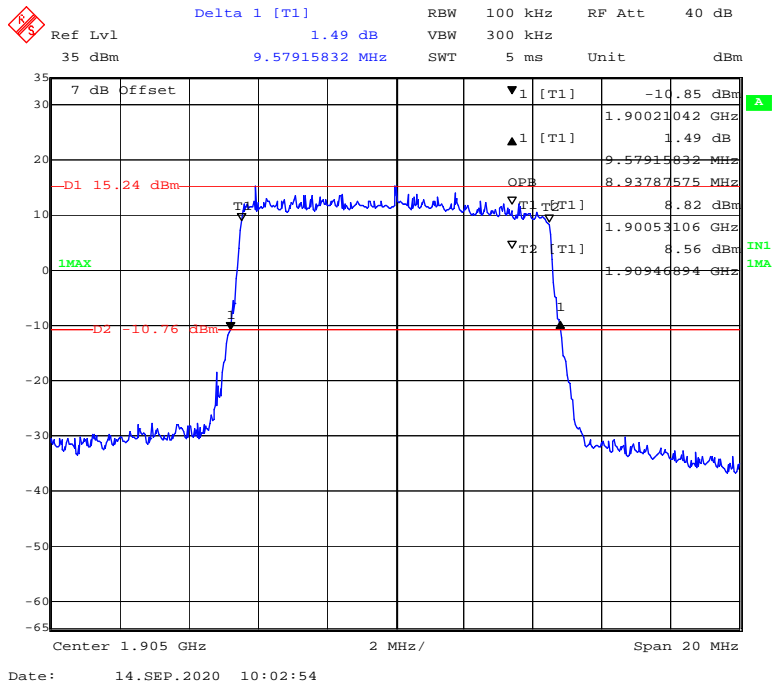
16-QAM (3 MHz) - 99% Occupied & 26 dB Emissions Bandwidth, High channel



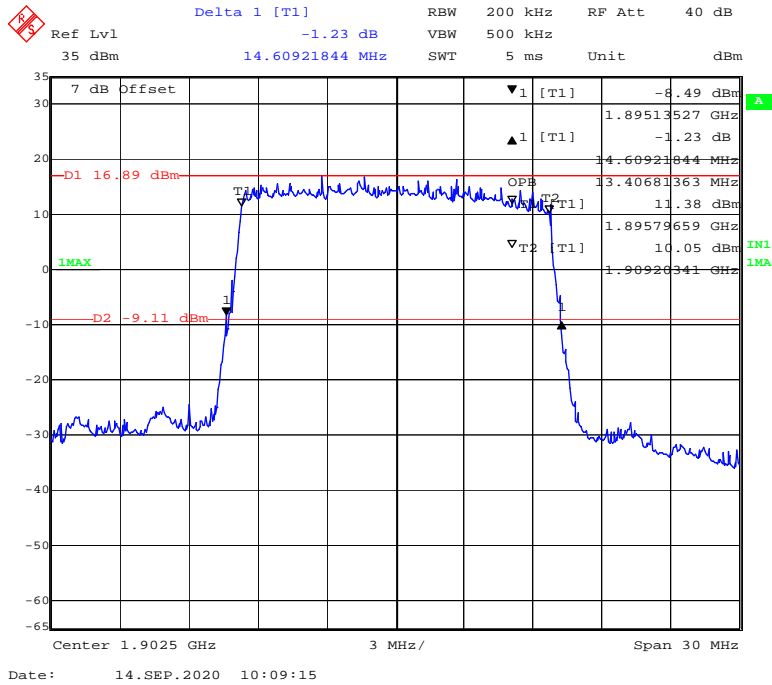
16-QAM (5 MHz) - 99% Occupied & 26 dB Emissions Bandwidth, High channel



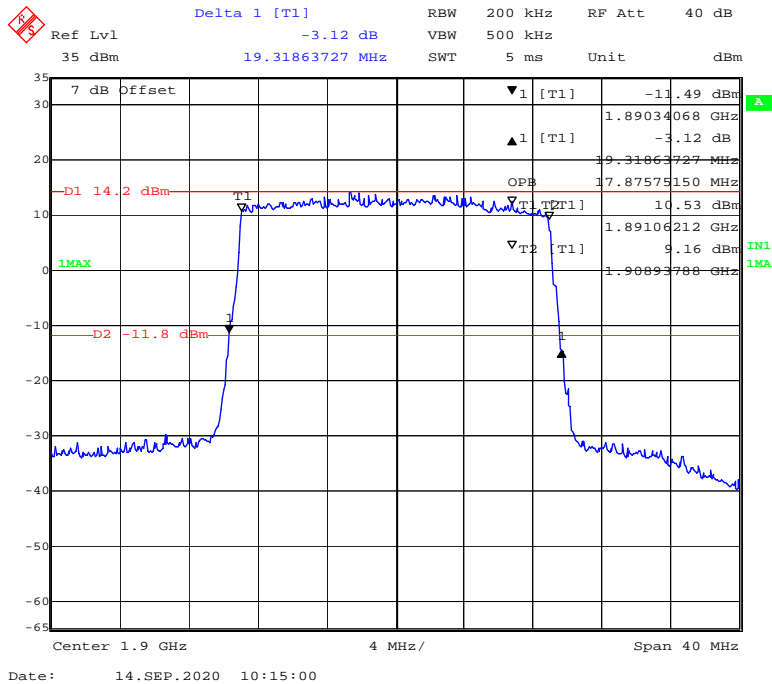
16-QAM (10 MHz) - 99% Occupied & 26 dB Emissions Bandwidth, High channel



16-QAM (15 MHz) - 99% Occupied & 26 dB Emissions Bandwidth, High channel



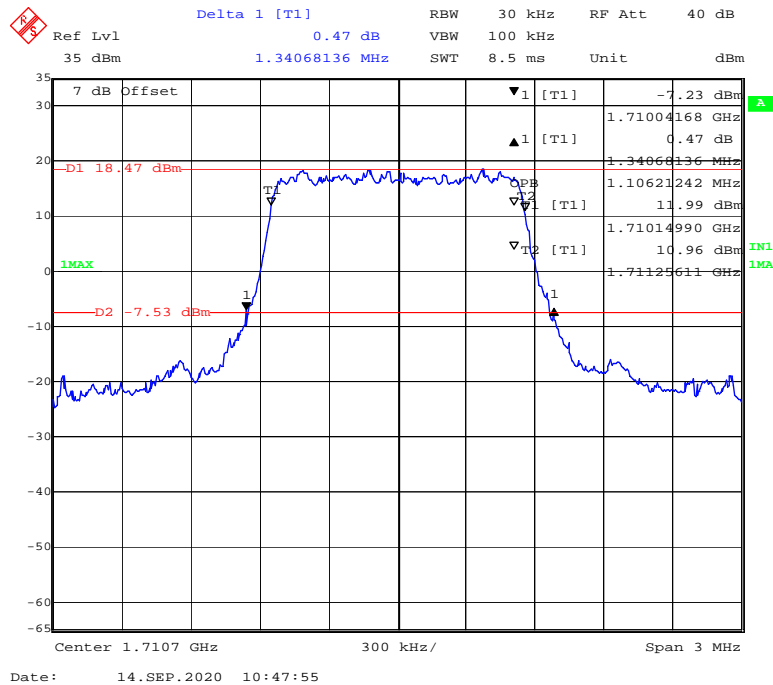
16-QAM (20 MHz) - 99% Occupied & 26 dB Emissions Bandwidth, High channel



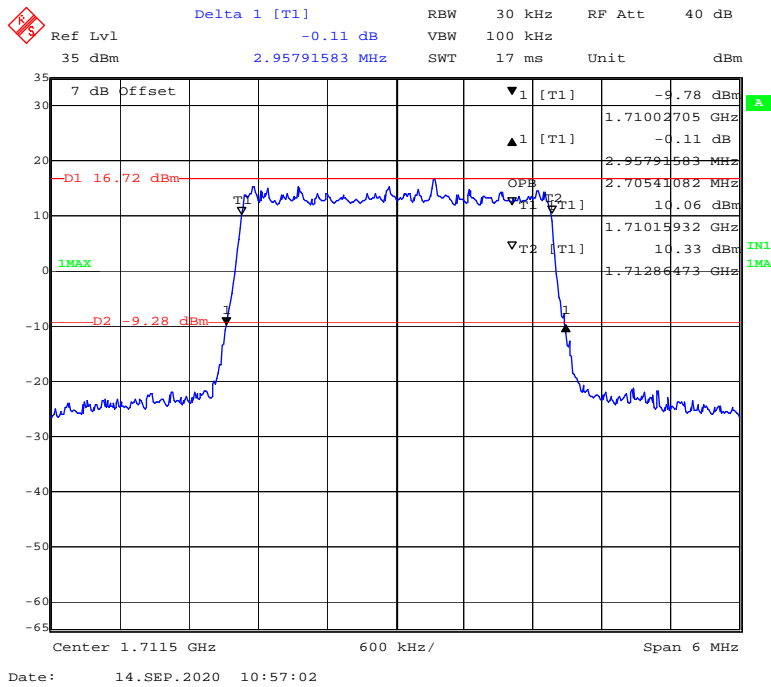
LTE Band 4:

Test Modulation	Test Bandwidth	26 dB Bandwidth MHz			99% Occupied Bandwidth MHz		
		Low Channel	Middle Channel	High Channel	Low Channel	Middle Channel	High Channel
QPSK	1.4M	1.34	1.32	1.33	1.11	1.11	1.11
	3M	2.96	2.95	2.96	2.71	2.71	2.71
	5M	4.93	4.93	4.95	4.51	4.49	4.49
	10M	9.66	9.90	9.74	8.94	8.98	8.98
	15M	14.55	14.73	14.61	13.41	13.47	13.47
	20M	19.08	19.32	19.16	17.96	17.96	17.80
16-QAM	1.4M	1.33	1.32	1.32	1.11	1.11	1.11
	3M	2.95	2.95	2.97	2.71	2.71	2.69
	5M	4.93	4.95	4.97	4.49	4.49	4.49
	10M	9.74	9.82	9.70	8.94	8.98	8.94
	15M	14.61	14.61	14.55	13.41	13.47	13.41
	20M	19.08	19.23	19.24	17.88	17.96	17.88

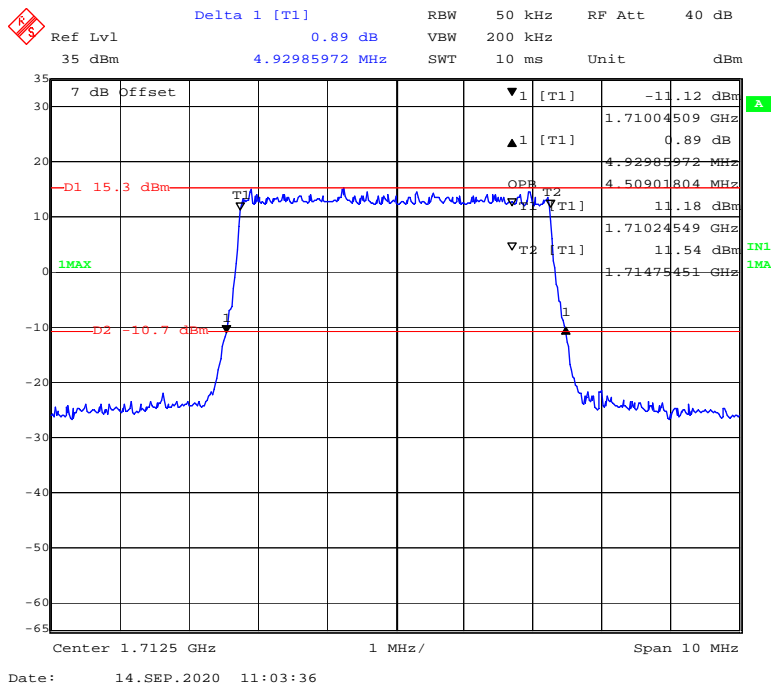
QPSK (1.4 MHz) - 99% Occupied & 26 dB Emissions Bandwidth, Low channel



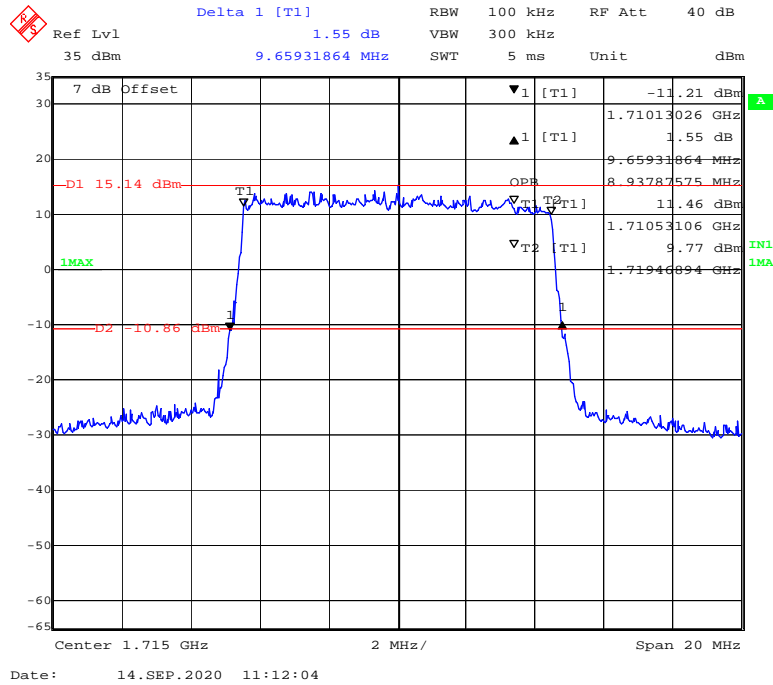
QPSK (3 MHz) - 99% Occupied & 26 dB Emissions Bandwidth, Low channel



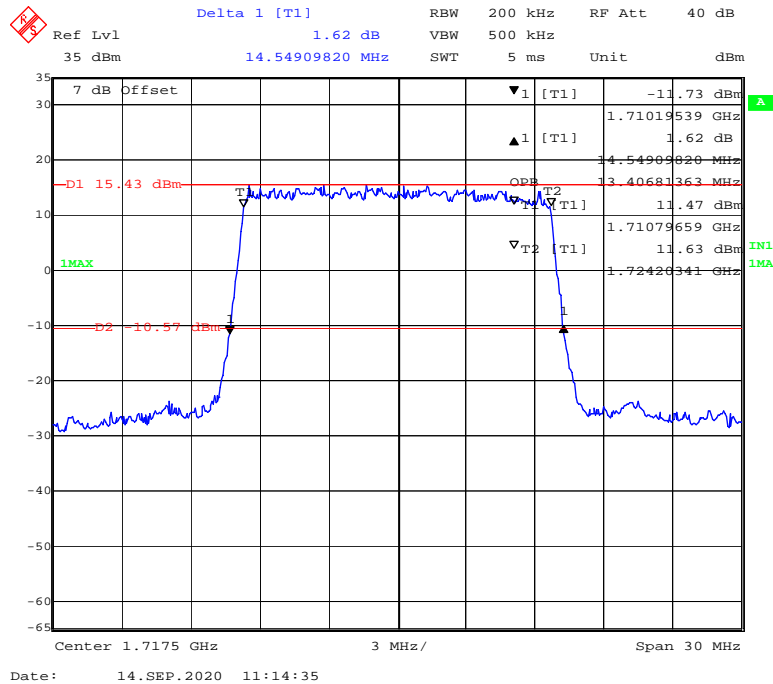
QPSK (5MHz) - 99% Occupied & 26 dB Emissions Bandwidth, Low channel



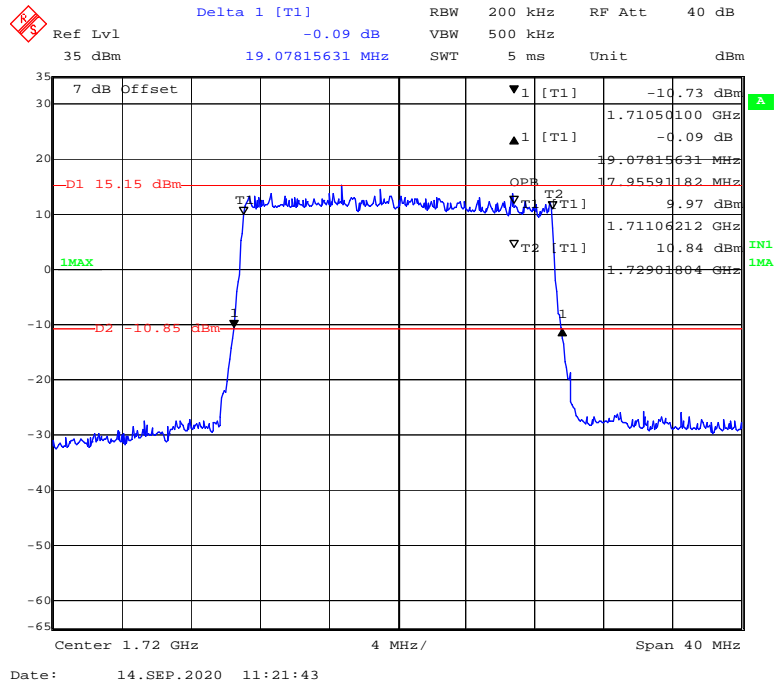
QPSK (10 MHz) - 99% Occupied & 26 dB Emissions Bandwidth, Low channel



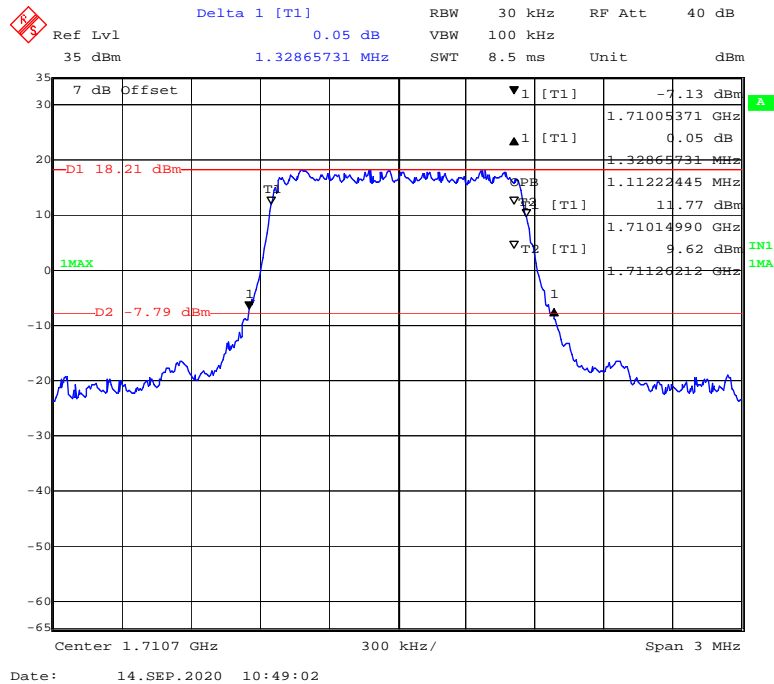
QPSK (15 MHz) - 99% Occupied & 26 dB Emissions Bandwidth, Low channel



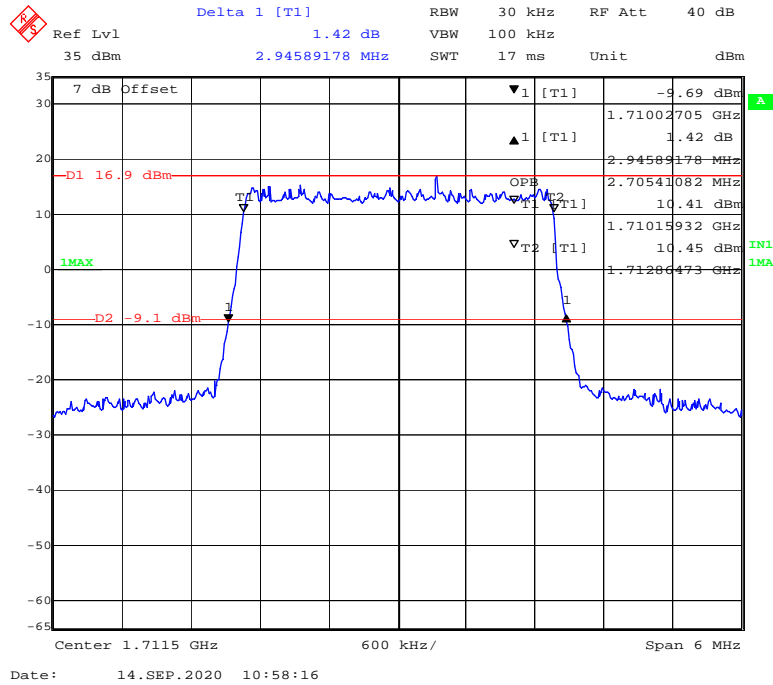
QPSK (20 MHz) - 99% Occupied & 26 dB Emissions Bandwidth, Low channel



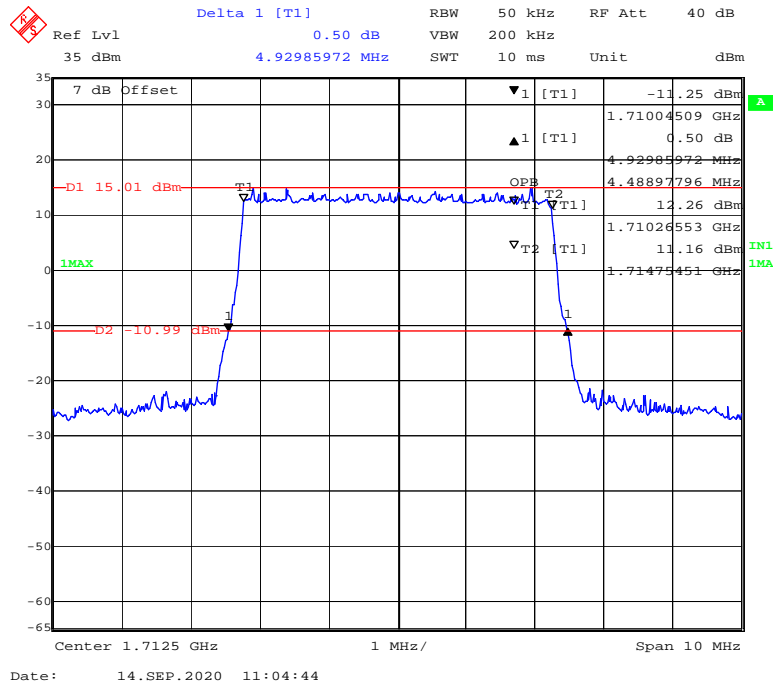
16-QAM (1.4 MHz) - 99% Occupied & 26 dB Emissions Bandwidth, Low channel



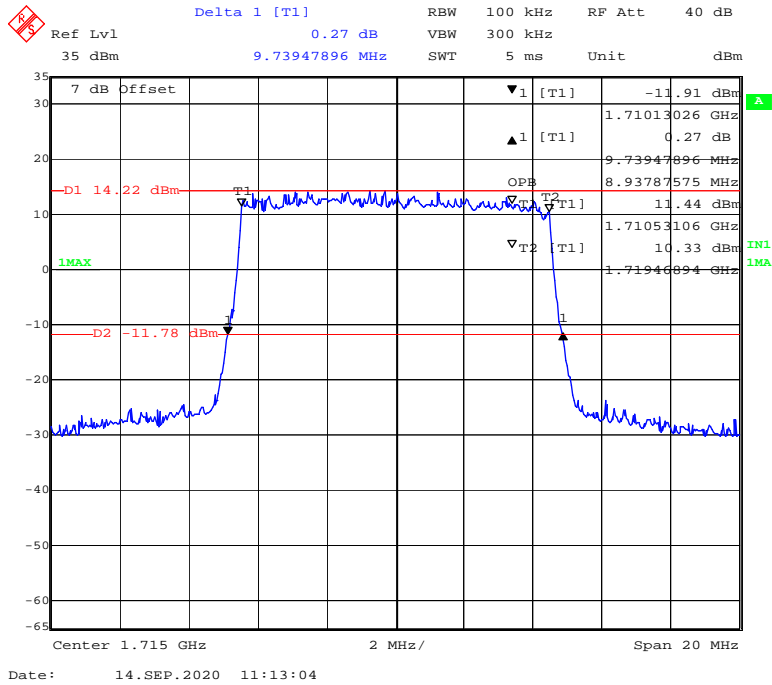
16-QAM (3 MHz) - 99% Occupied & 26 dB Emissions Bandwidth, Low channel



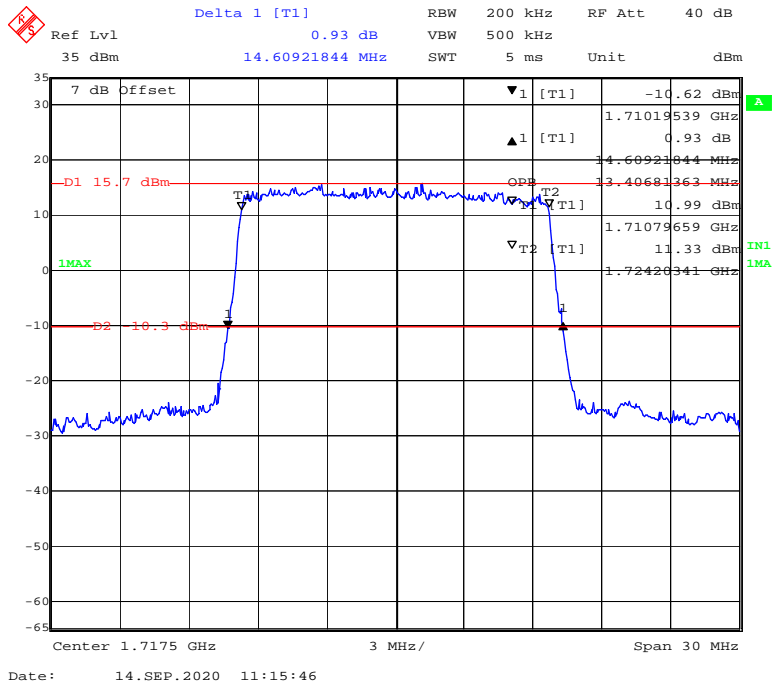
16-QAM (5 MHz) - 99% Occupied & 26 dB Emissions Bandwidth, Low channel



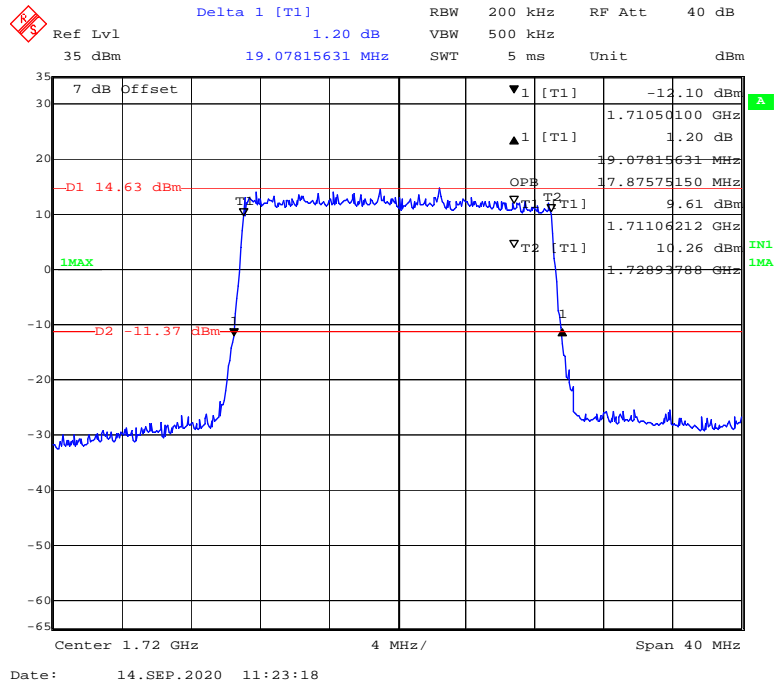
16-QAM (10 MHz) - 99% Occupied & 26 dB Emissions Bandwidth, Low channel



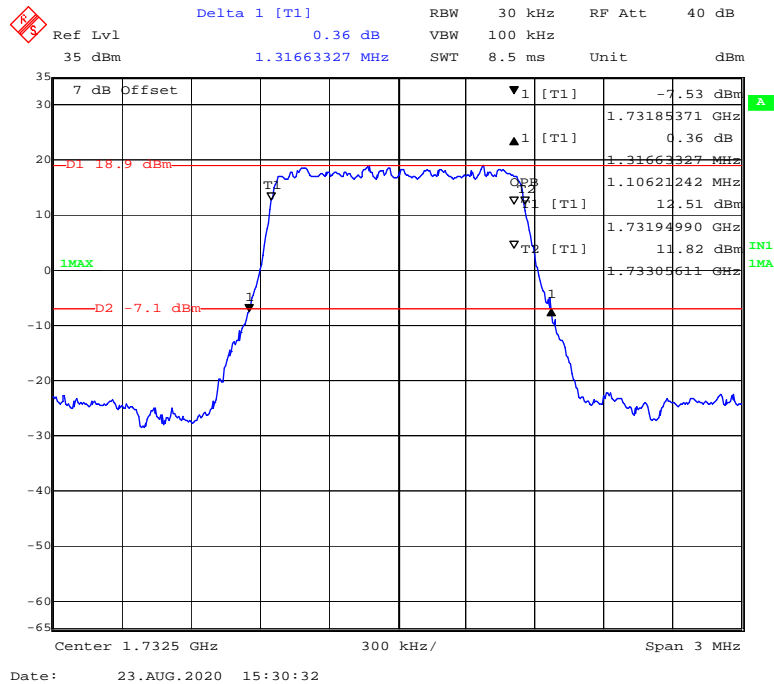
16-QAM (15 MHz) - 99% Occupied & 26 dB Emissions Bandwidth, Low channel



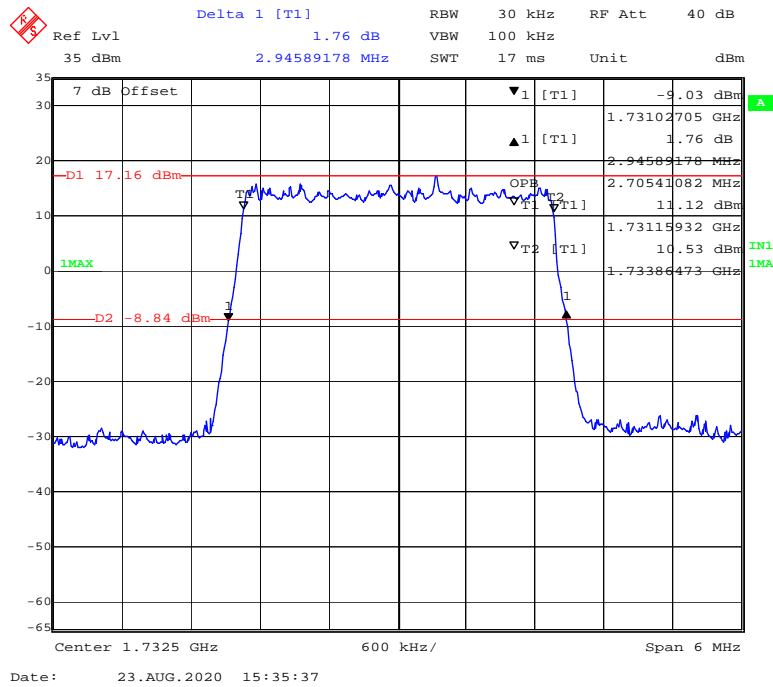
16-QAM (20 MHz) - 99% Occupied & 26 dB Emissions Bandwidth, Low channel



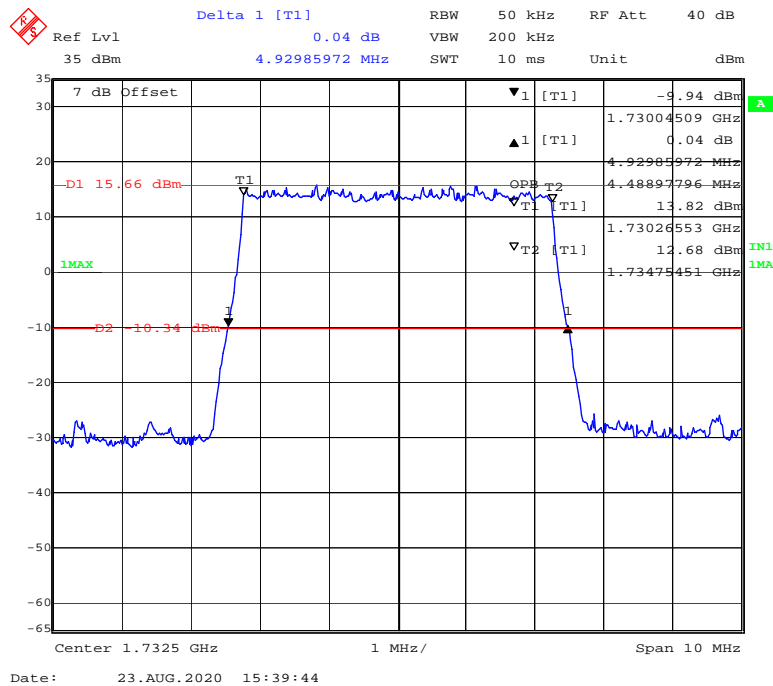
QPSK (1.4 MHz) - 99% Occupied & 26 dB Emissions Bandwidth, Middle channel



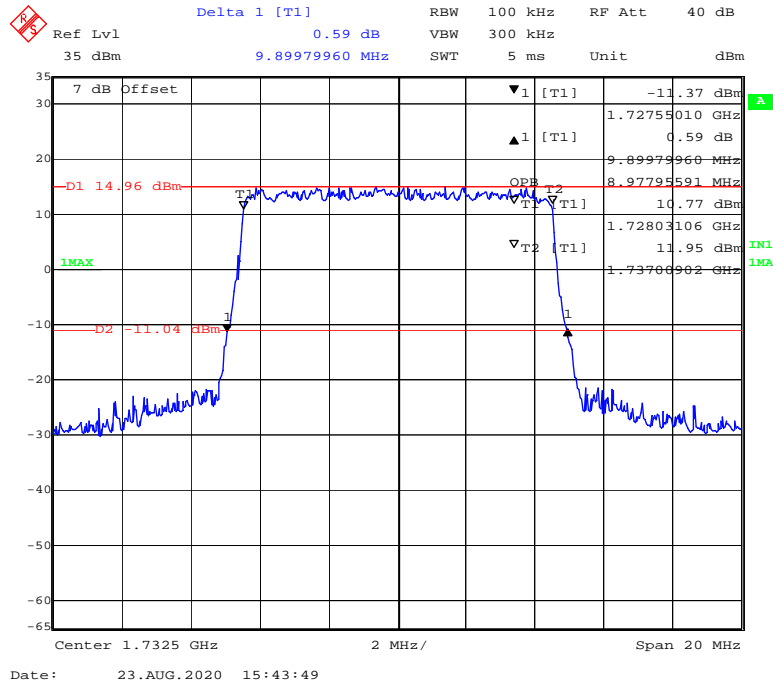
QPSK (3 MHz) - 99% Occupied & 26 dB Emissions Bandwidth, Middle channel



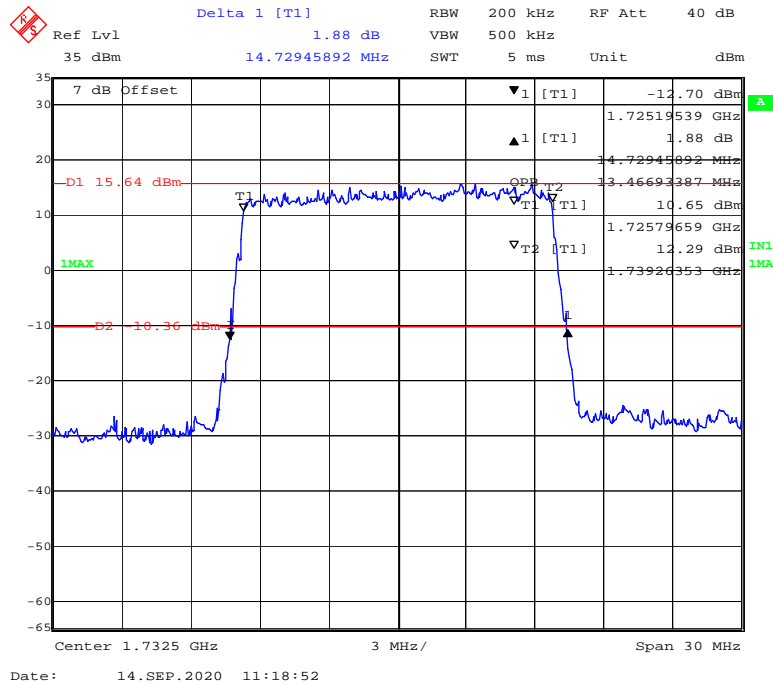
QPSK (5MHz) - 99% Occupied & 26 dB Emissions Bandwidth, Middle channel



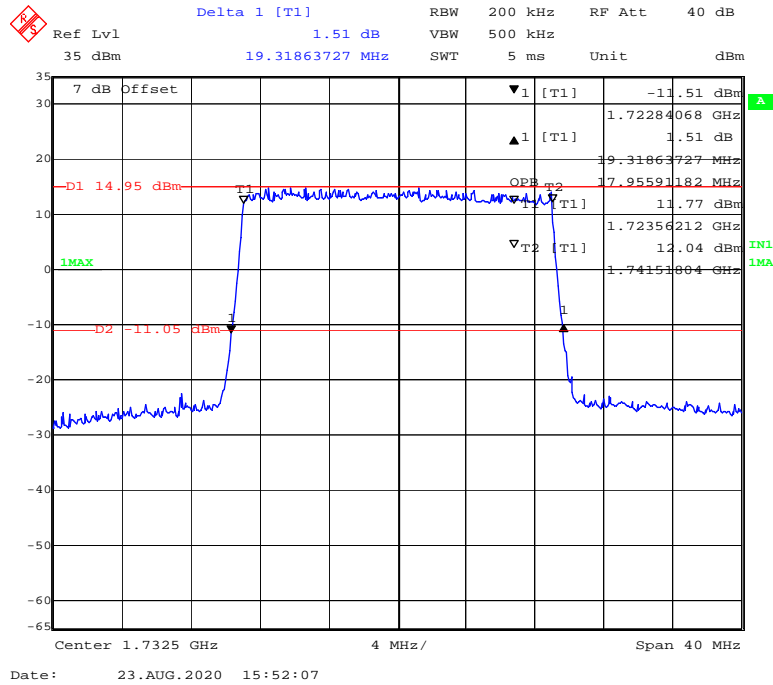
QPSK (10 MHz) - 99% Occupied & 26 dB Emissions Bandwidth, Middle channel



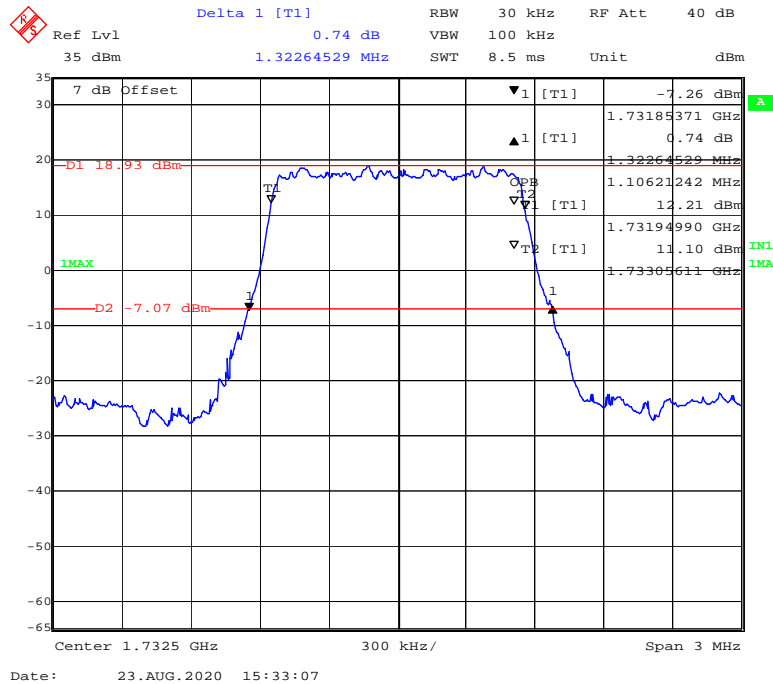
QPSK (15 MHz) - 99% Occupied & 26 dB Emissions Bandwidth, Middle channel



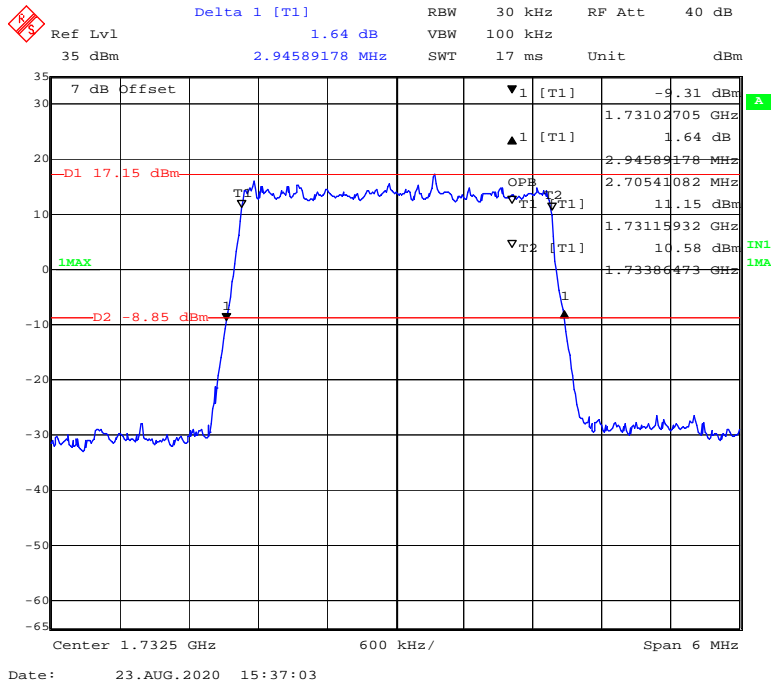
QPSK (20 MHz) - 99% Occupied & 26 dB Emissions Bandwidth, Middle channel



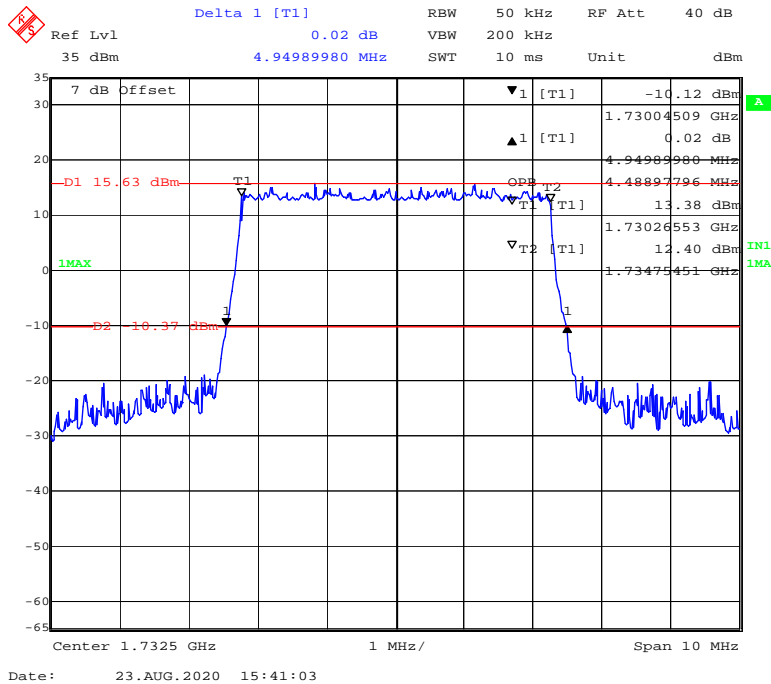
16-QAM (1.4 MHz) - 99% Occupied & 26 dB Emissions Bandwidth, Middle channel



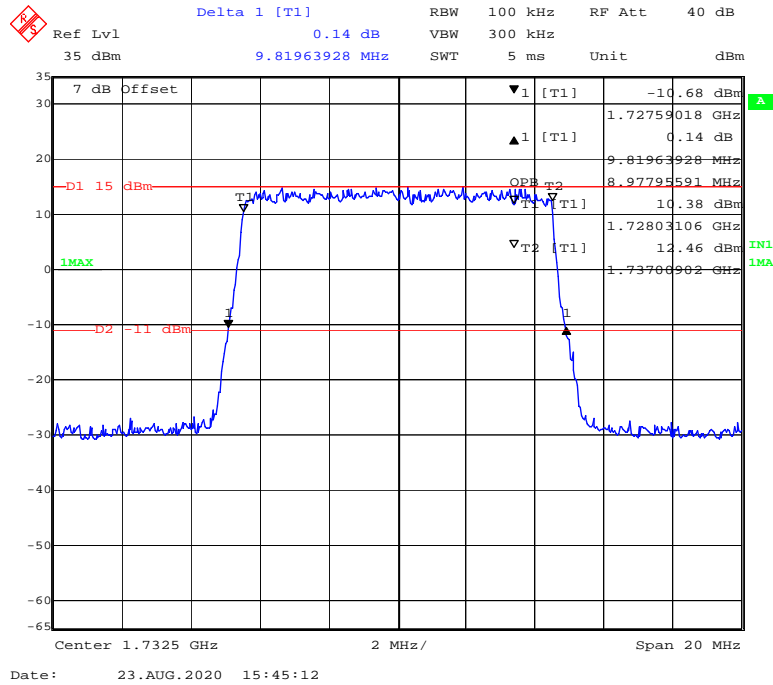
16-QAM (3 MHz) - 99% Occupied & 26 dB Emissions Bandwidth, Middle channel



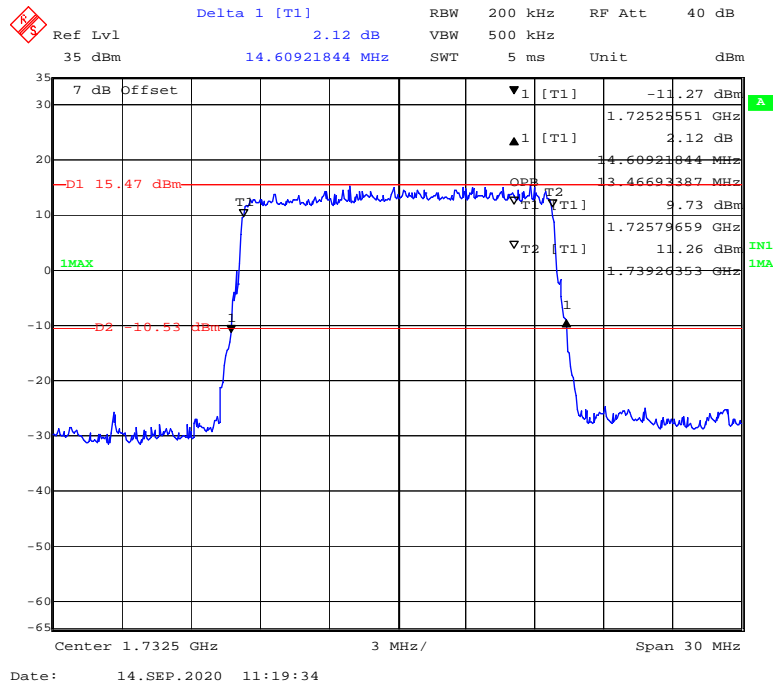
16-QAM (5 MHz) - 99% Occupied & 26 dB Emissions Bandwidth, Middle channel



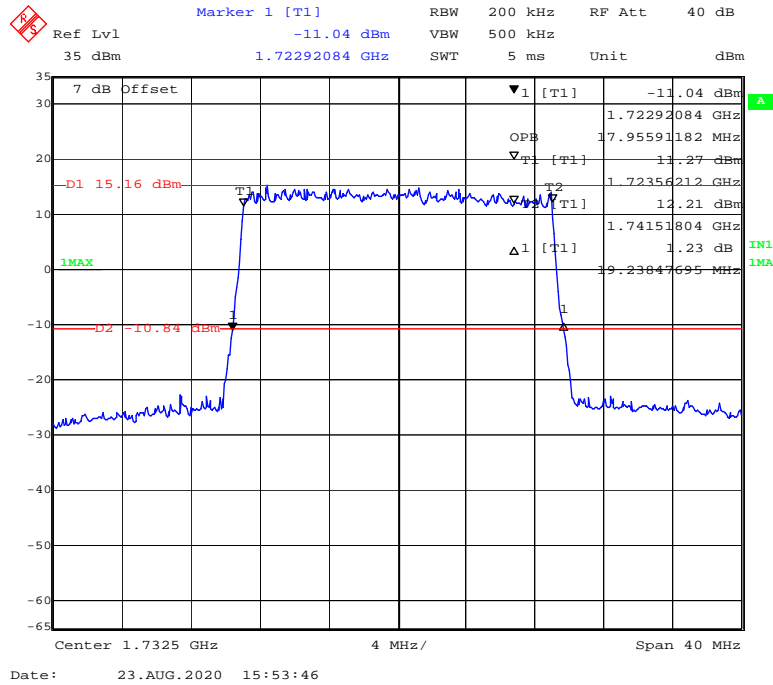
16-QAM (10 MHz) - 99% Occupied & 26 dB Emissions Bandwidth, Middle channel



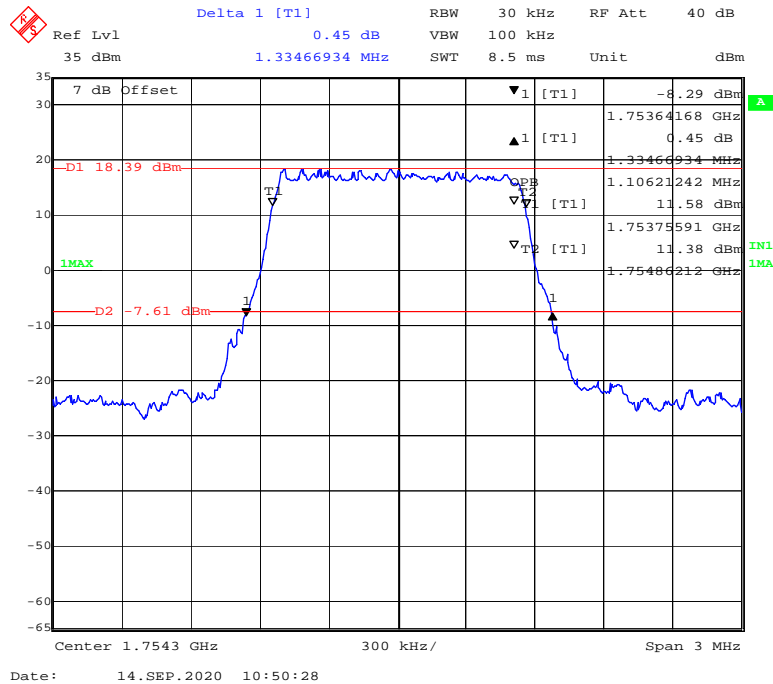
16-QAM (15 MHz) - 99% Occupied & 26 dB Emissions Bandwidth, Middle channel



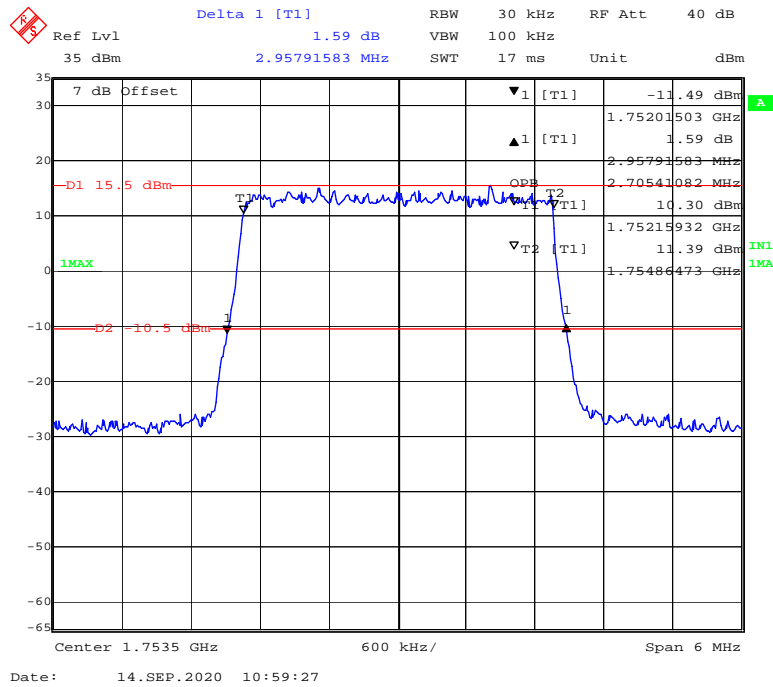
16-QAM (20 MHz) - 99% Occupied & 26 dB Emissions Bandwidth, Middle channel



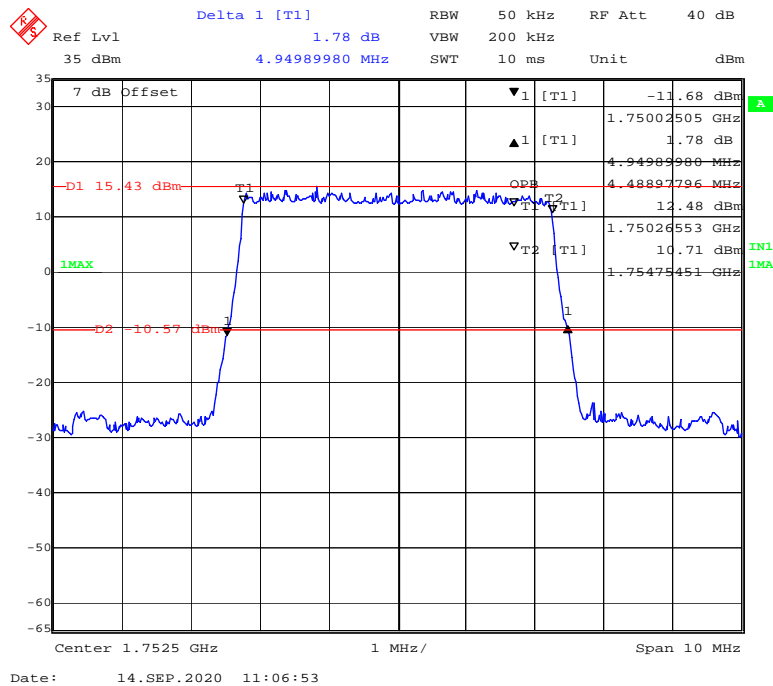
QPSK (1.4 MHz) - 99% Occupied & 26 dB Emissions Bandwidth, High channel



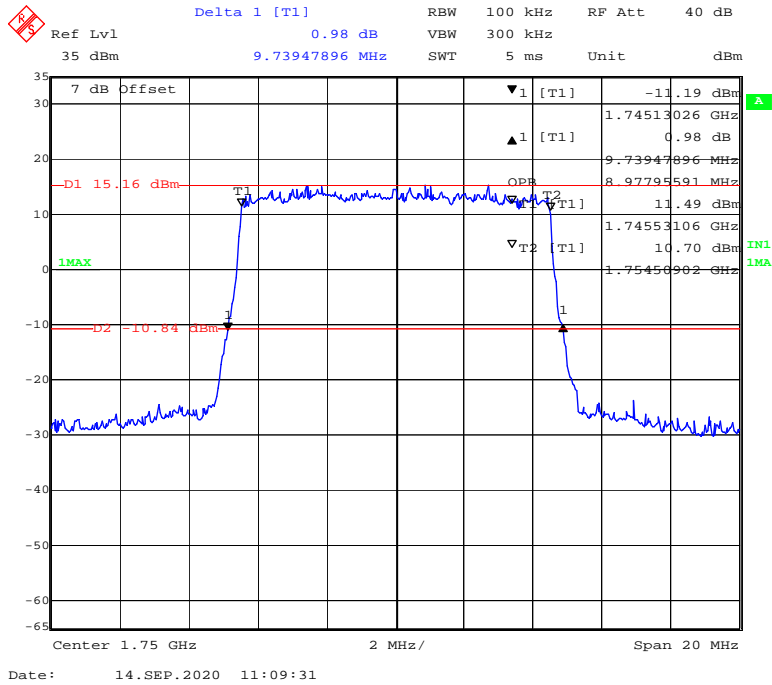
QPSK (3 MHz) - 99% Occupied & 26 dB Emissions Bandwidth, High channel



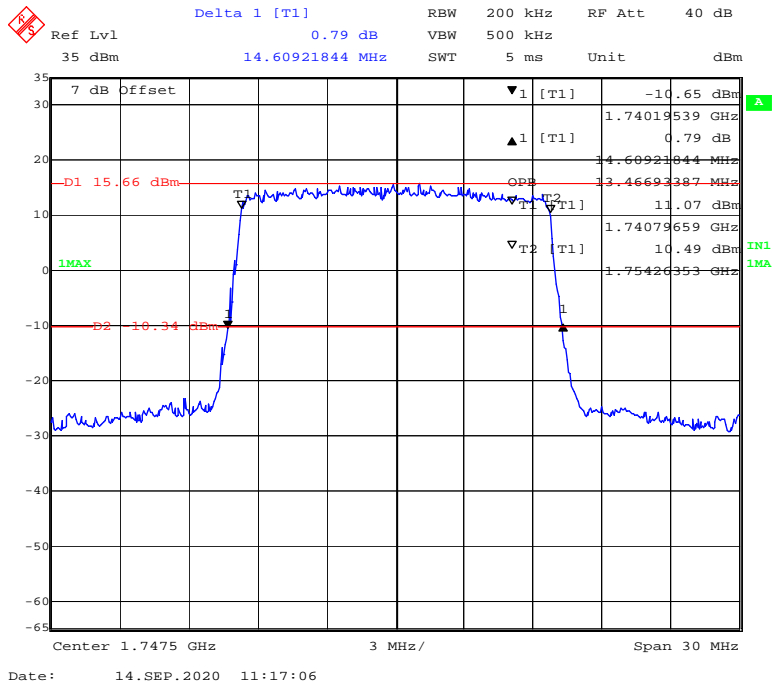
QPSK (5MHz) - 99% Occupied & 26 dB Emissions Bandwidth, High channel



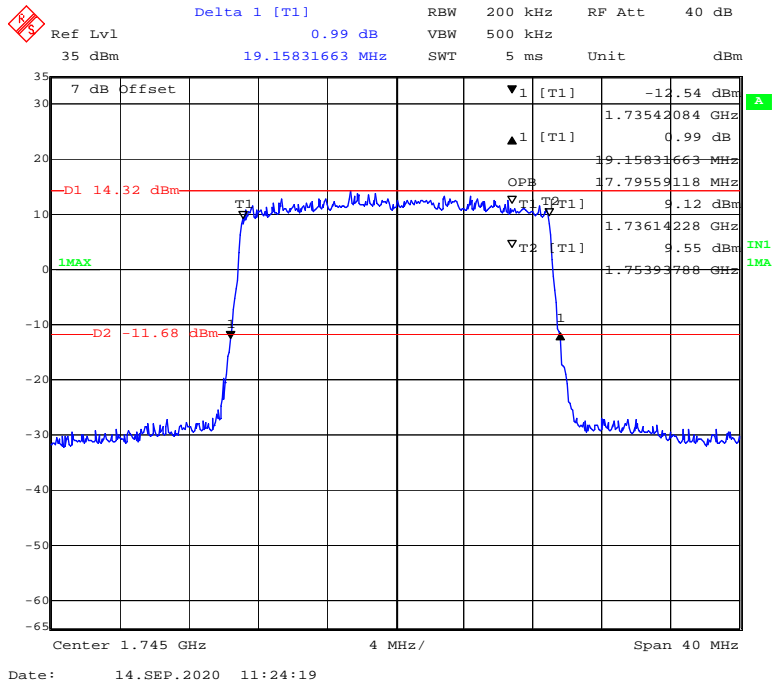
QPSK (10 MHz) - 99% Occupied & 26 dB Emissions Bandwidth, High channel



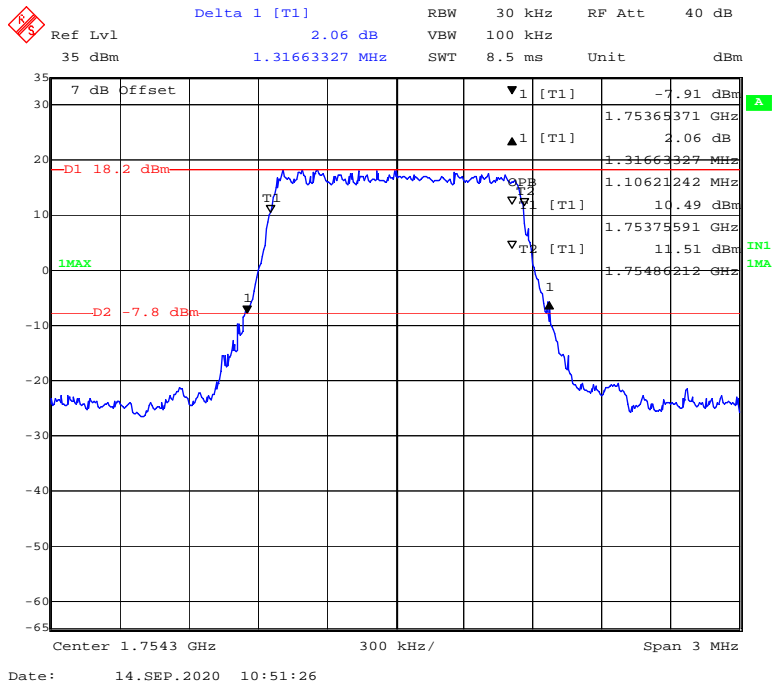
QPSK (15 MHz) - 99% Occupied & 26 dB Emissions Bandwidth, High channel



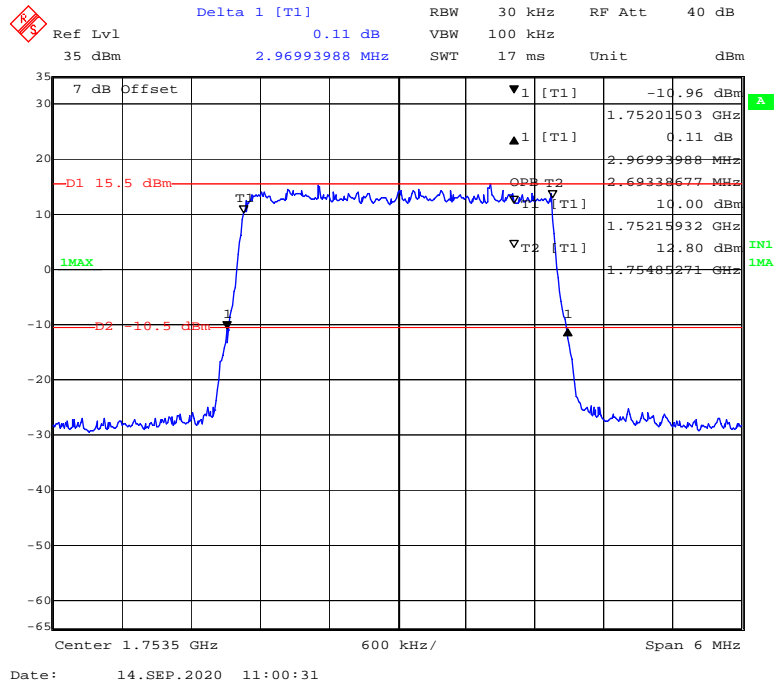
QPSK (20 MHz) - 99% Occupied & 26 dB Emissions Bandwidth, High channel



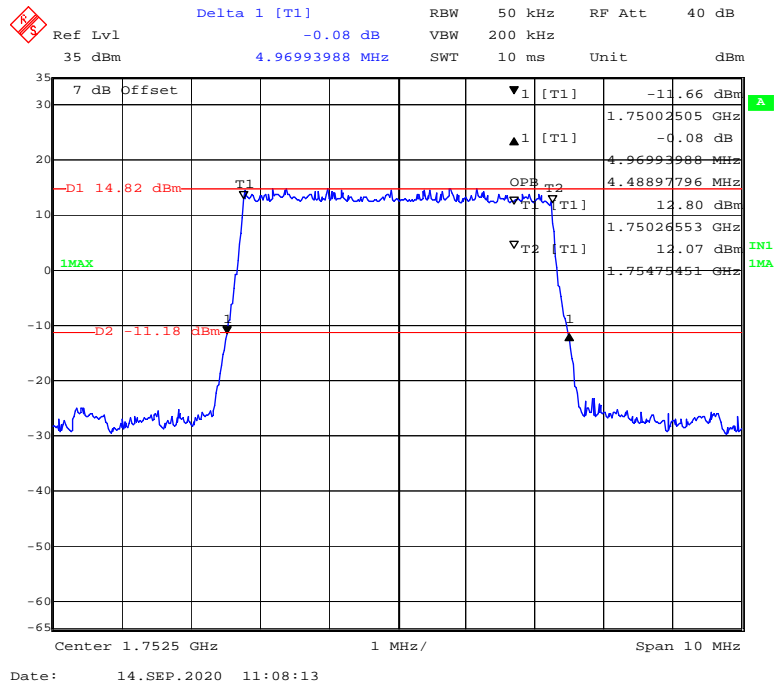
16-QAM (1.4 MHz) - 99% Occupied & 26 dB Emissions Bandwidth, High channel



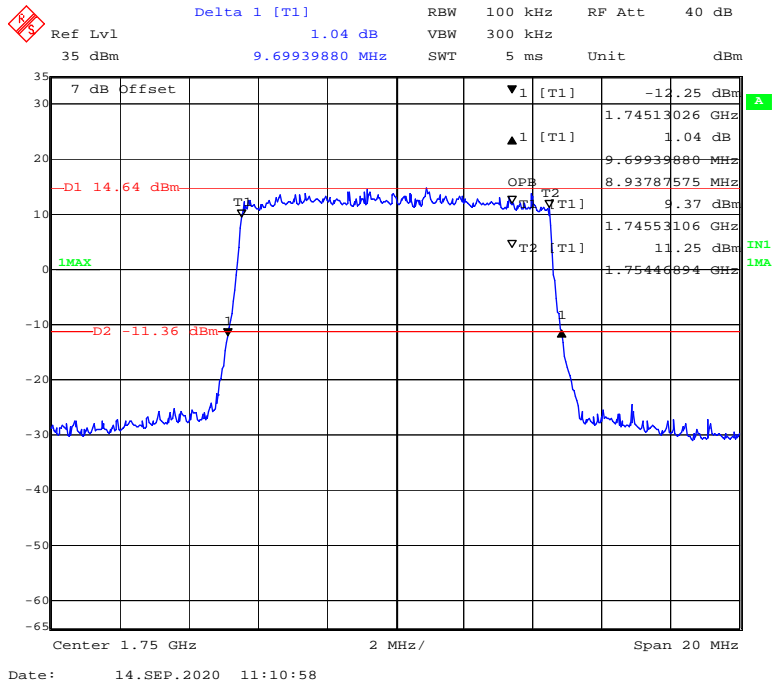
16-QAM (3 MHz) - 99% Occupied & 26 dB Emissions Bandwidth, High channel



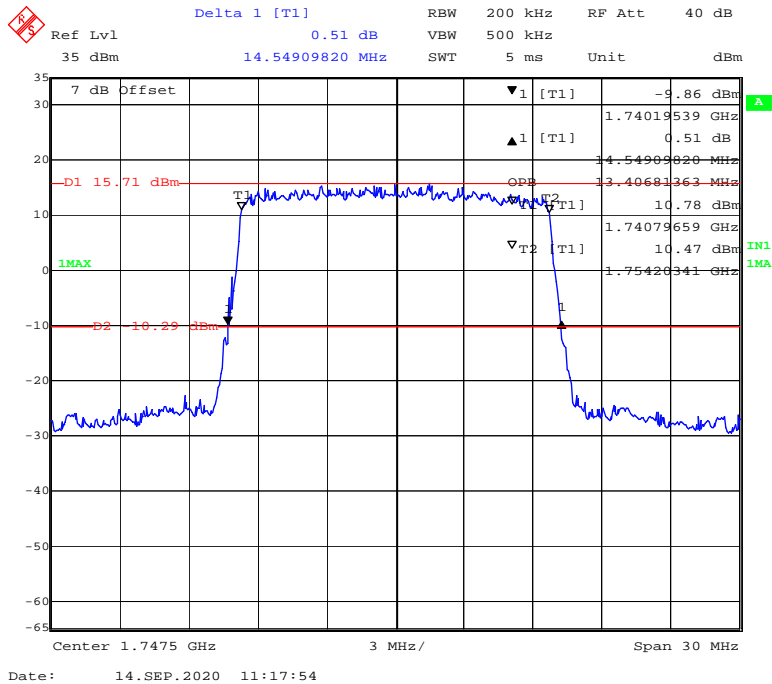
16-QAM (5 MHz) - 99% Occupied & 26 dB Emissions Bandwidth, High channel



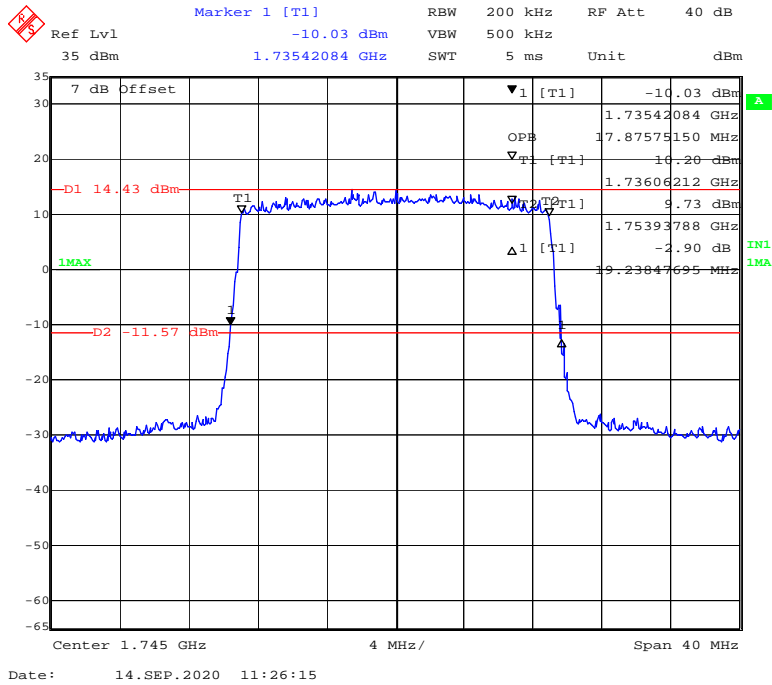
16-QAM (10 MHz) - 99% Occupied & 26 dB Emissions Bandwidth, High channel



16-QAM (15 MHz) - 99% Occupied & 26 dB Emissions Bandwidth, High channel



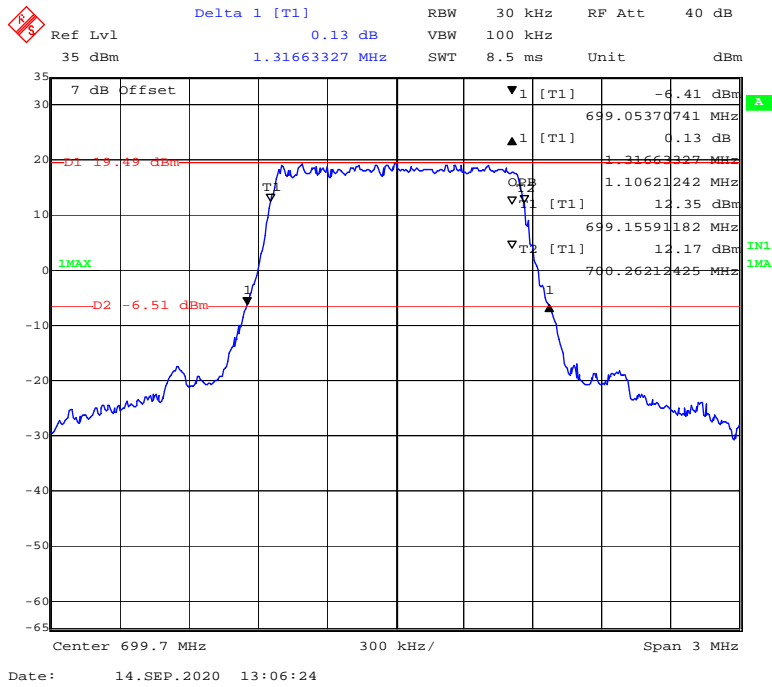
16-QAM (20 MHz) - 99% Occupied & 26 dB Emissions Bandwidth, High channel



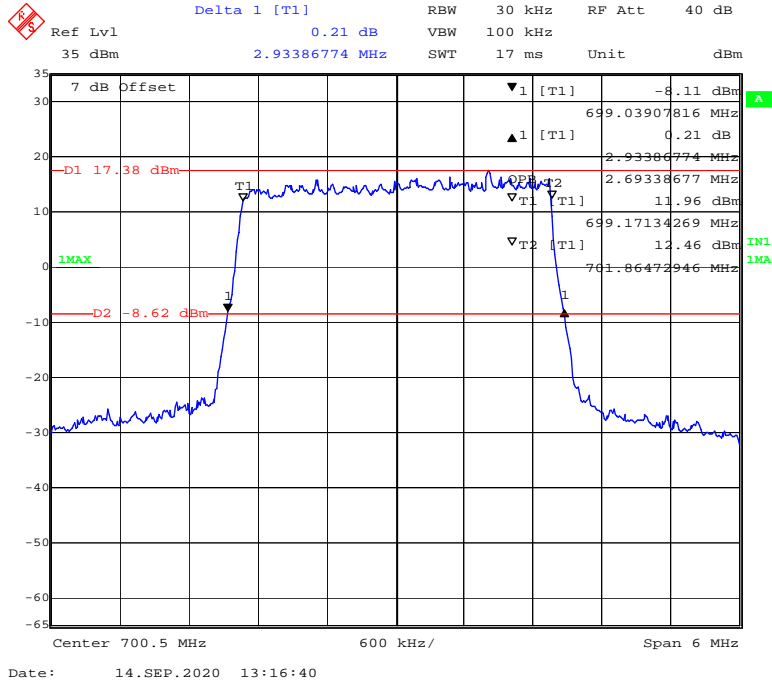
LTE Band 12:

Test Modulation	Test Bandwidth	26 dB Bandwidth MHz			99% Occupied Bandwidth MHz		
		Low Channel	Middle Channel	High Channel	Low Channel	Middle Channel	High Channel
QPSK	1.4M	1.32	1.32	1.31	1.11	1.11	1.11
	3M	2.93	2.95	2.95	2.69	2.71	2.69
	5M	4.87	4.99	4.85	4.49	4.51	4.47
	10M	9.66	9.86	9.74	8.98	8.98	8.94
16-QAM	1.4M	1.32	1.32	1.21	1.11	1.11	1.11
	3M	2.92	2.95	2.93	2.70	2.71	2.69
	5M	4.91	4.97	4.89	4.49	4.51	4.49
	10M	9.58	9.02	9.66	8.94	8.98	8.94

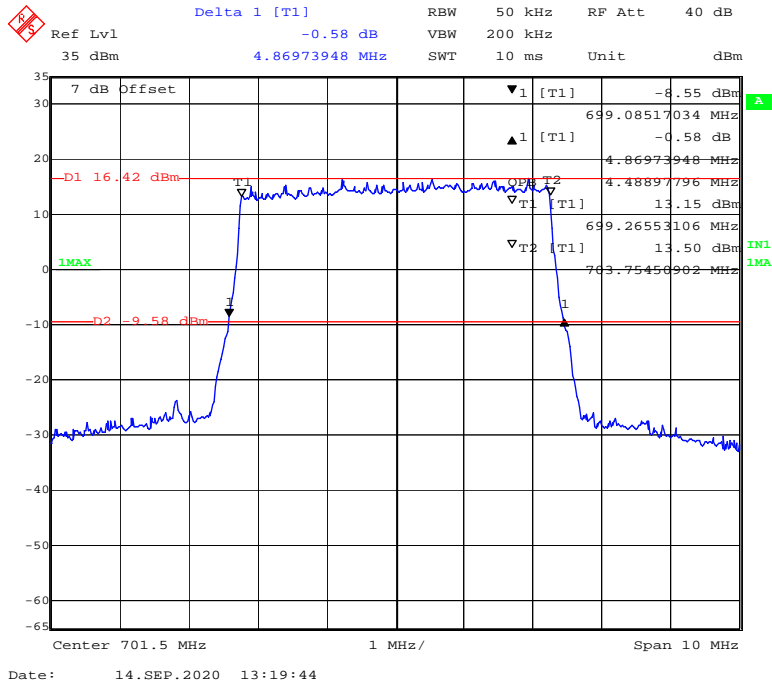
QPSK (1.4 MHz) - 99% Occupied & 26 dB Emissions Bandwidth, Low channel



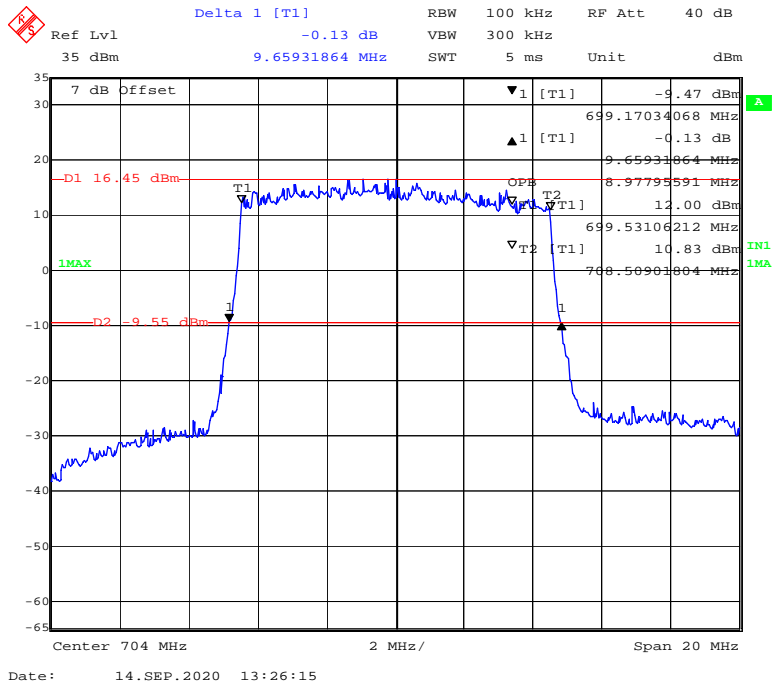
QPSK (3 MHz) - 99% Occupied & 26 dB Emissions Bandwidth, Low channel



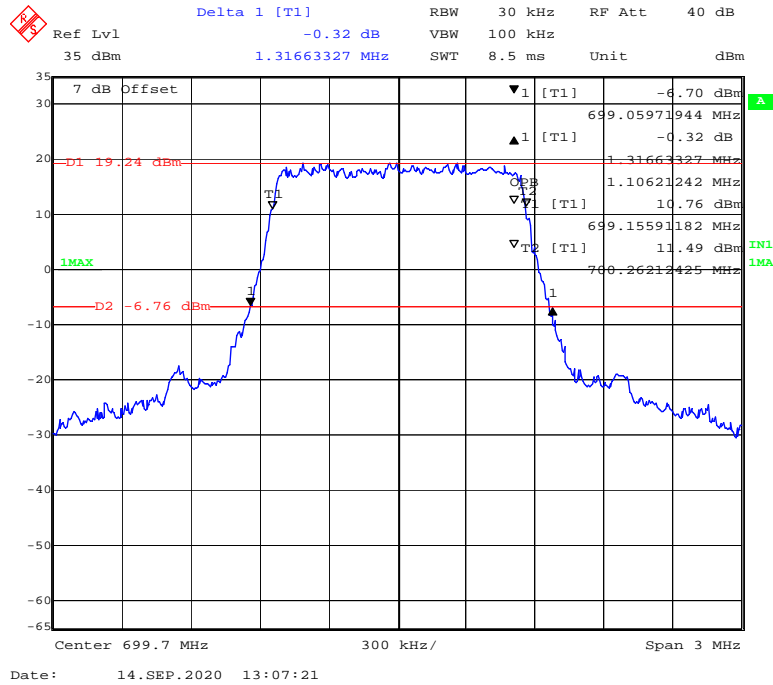
QPSK (5 MHz) - 99% Occupied & 26 dB Emissions Bandwidth, Low channel



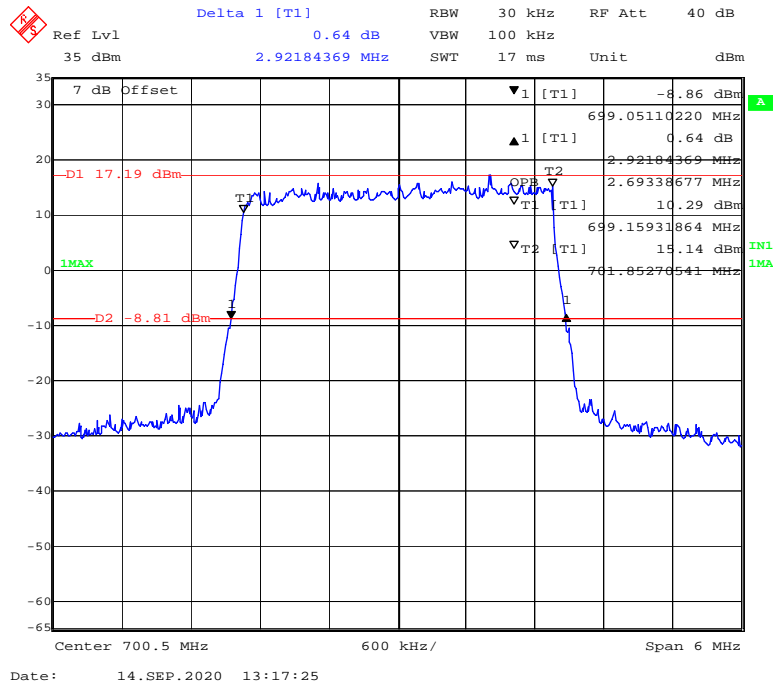
QPSK (10MHz) - 99% Occupied & 26 dB Emissions Bandwidth, Low channel



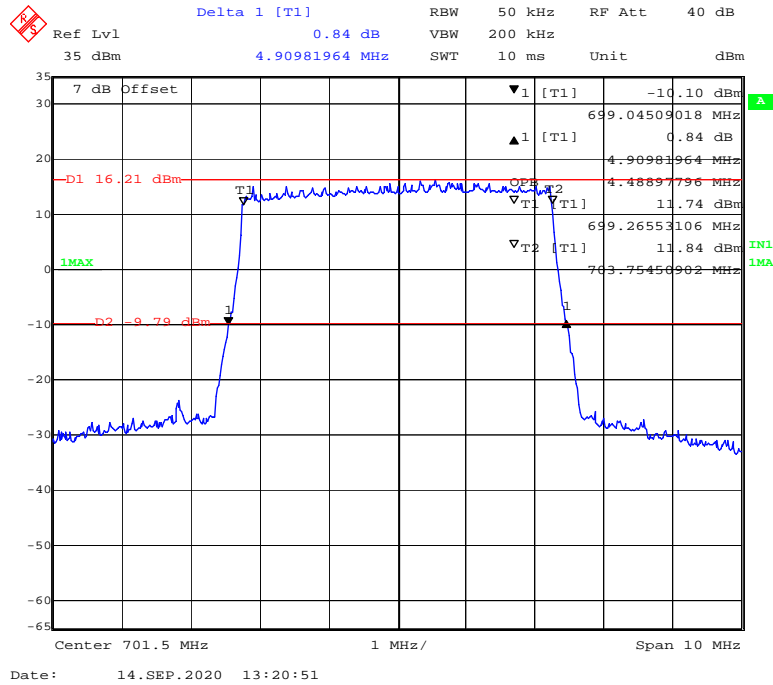
16-QAM (1.4 MHz) - 99% Occupied & 26 dB Emissions Bandwidth, Low channel



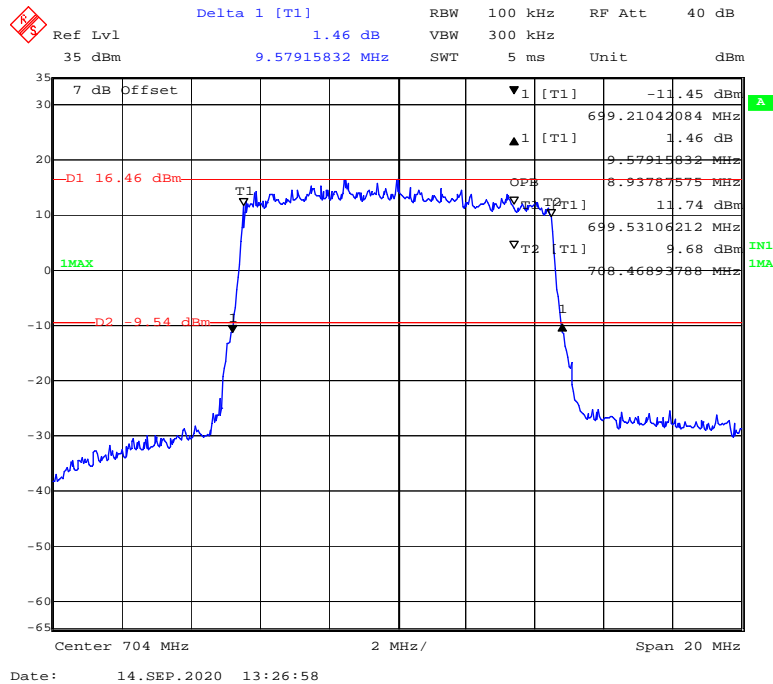
16-QAM (3 MHz) - 99% Occupied & 26 dB Emissions Bandwidth, Low channel



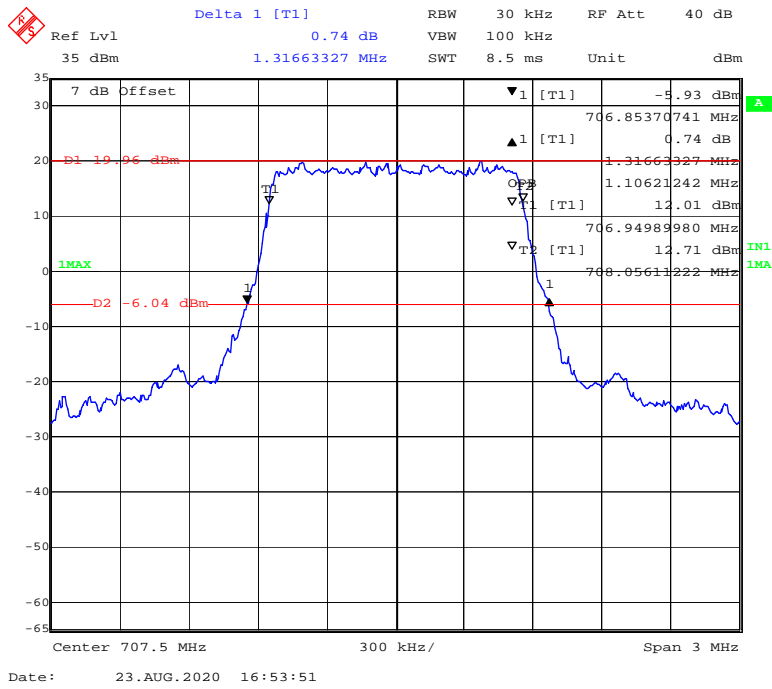
16-QAM (5 MHz) - 99% Occupied & 26 dB Emissions Bandwidth, Low channel



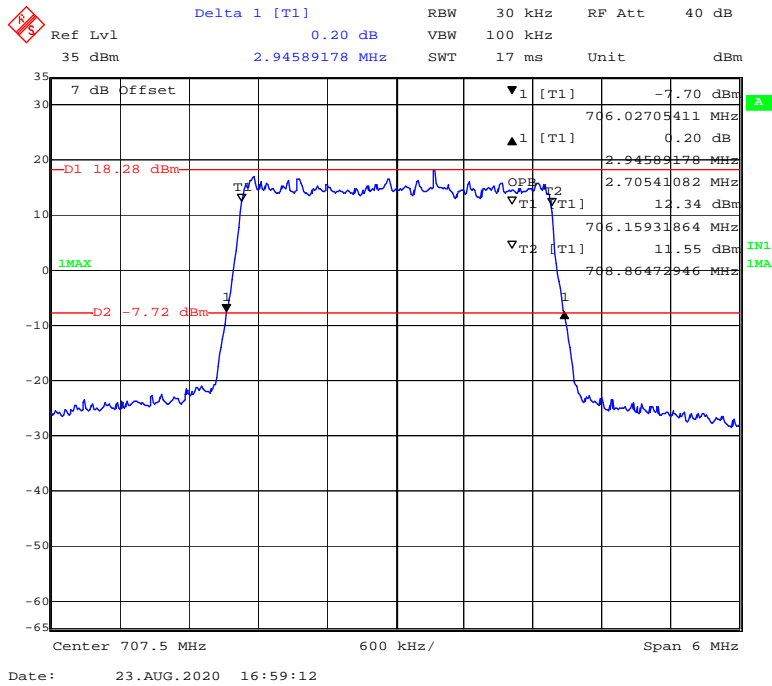
16-QAM (10 MHz) - 99% Occupied & 26 dB Emissions Bandwidth, Low channel



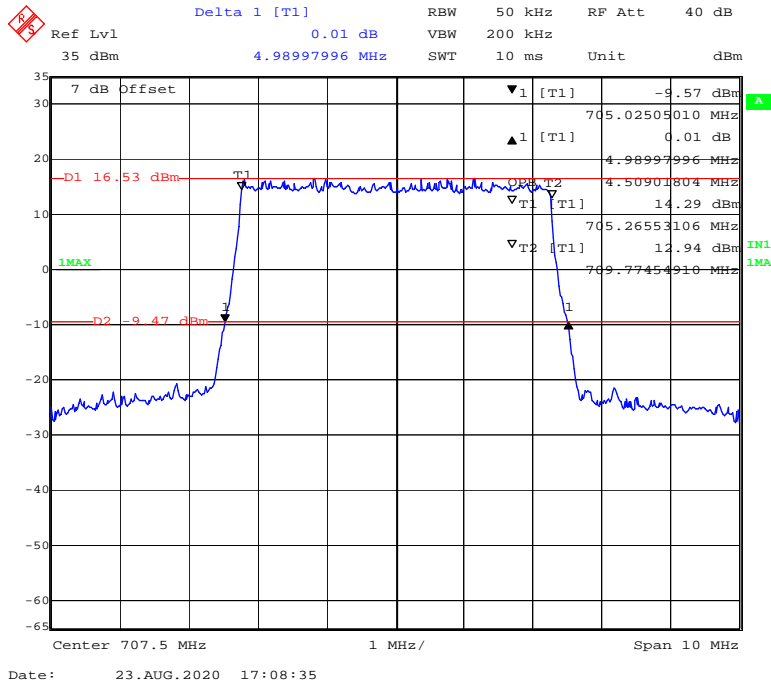
QPSK (1.4 MHz) - 99% Occupied & 26 dB Emissions Bandwidth, Middle channel



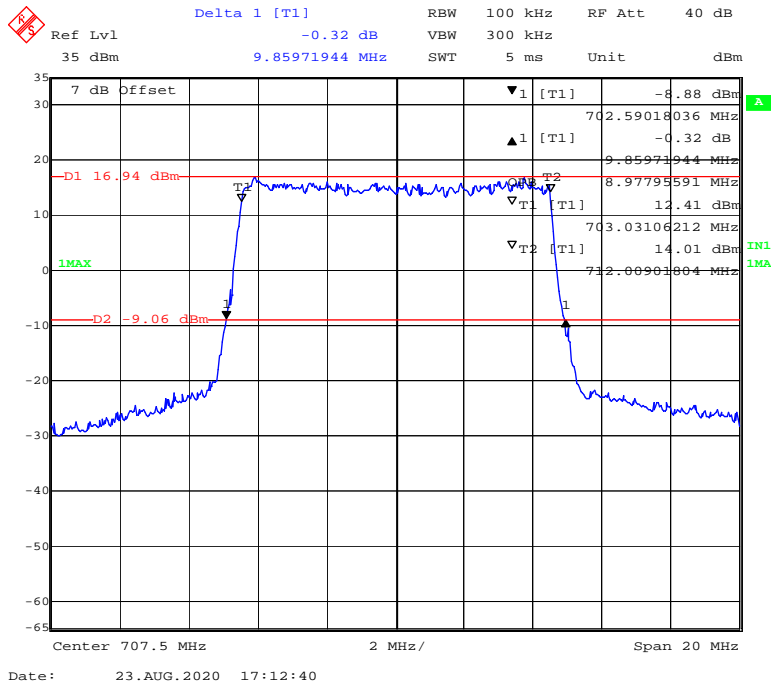
QPSK (3 MHz) - 99% Occupied & 26 dB Emissions Bandwidth, Middle channel



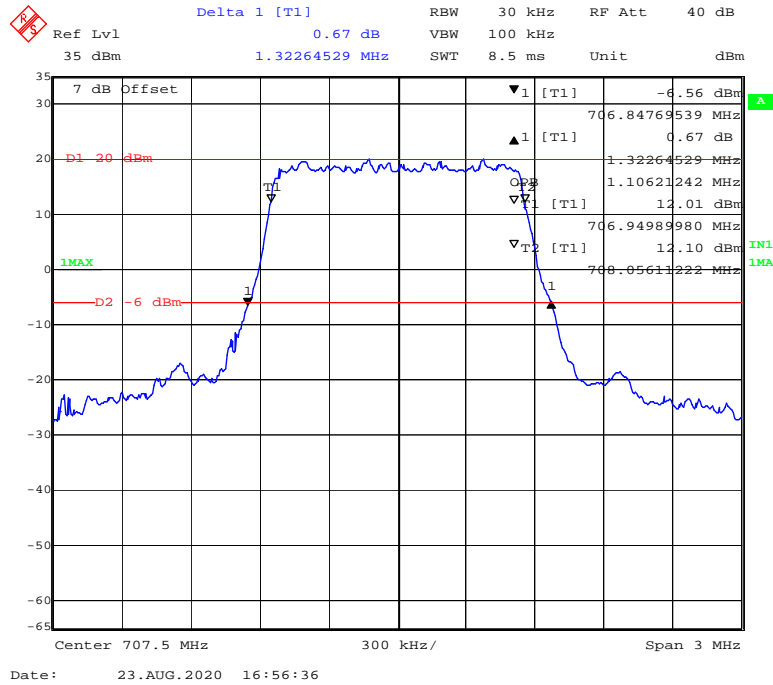
QPSK (5 MHz) - 99% Occupied & 26 dB Emissions Bandwidth, Middle channel



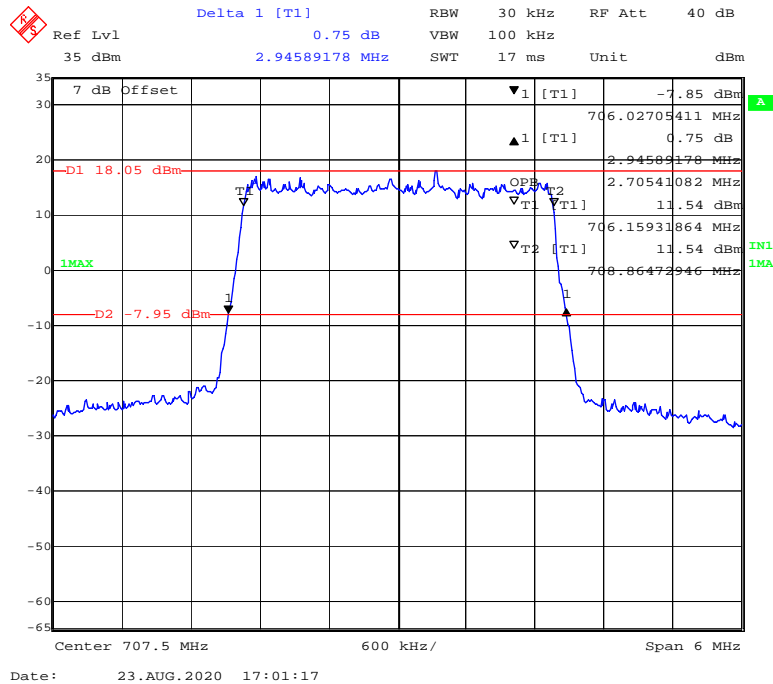
QPSK (10MHz) - 99% Occupied & 26 dB Emissions Bandwidth, Middle channel



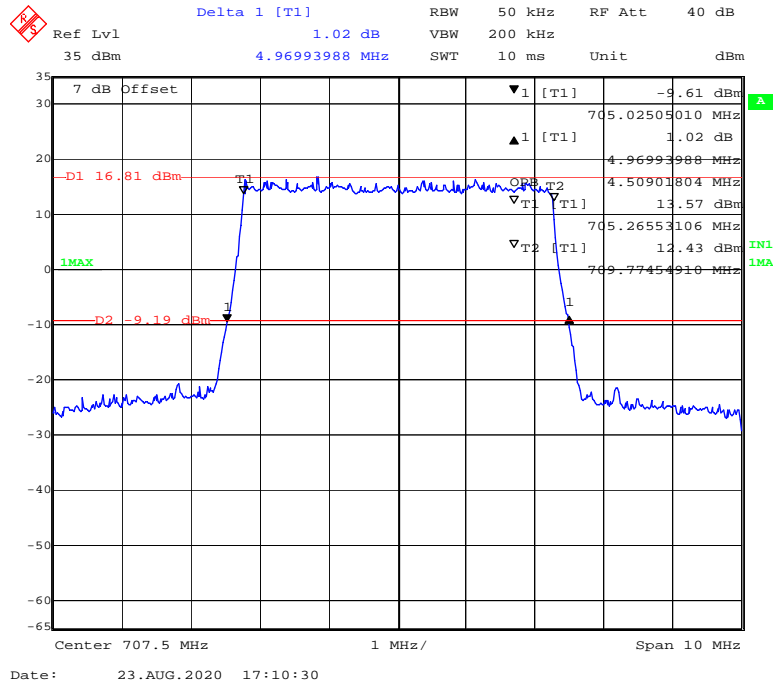
16-QAM (1.4 MHz) - 99% Occupied & 26 dB Emissions Bandwidth, Middle channel



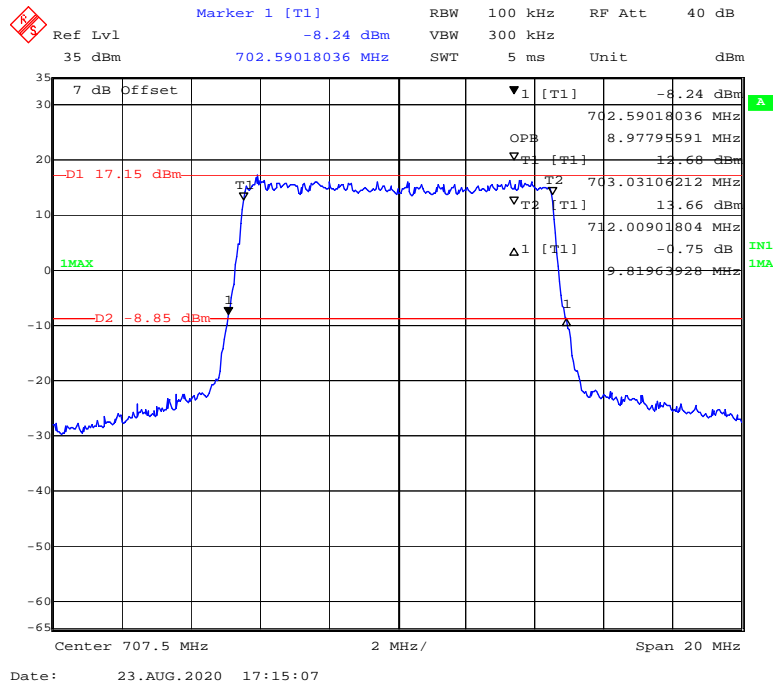
16-QAM (3 MHz) - 99% Occupied & 26 dB Emissions Bandwidth, Middle channel



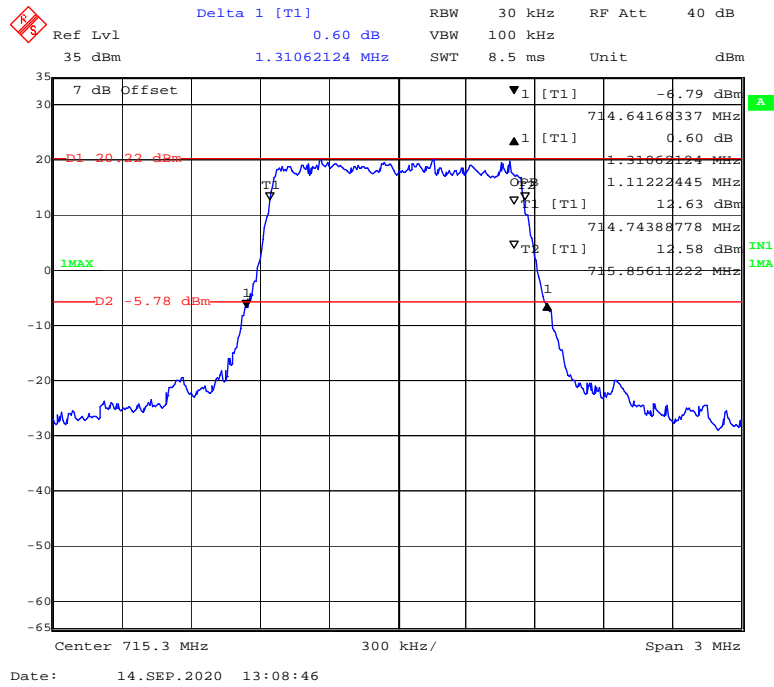
16-QAM (5 MHz) - 99% Occupied & 26 dB Emissions Bandwidth, Middle channel



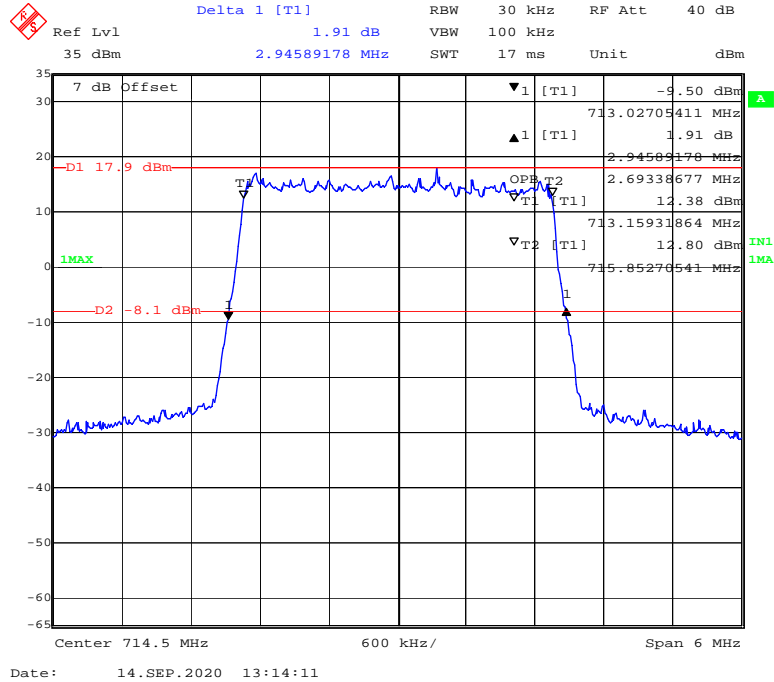
16-QAM (10 MHz) - 99% Occupied & 26 dB Emissions Bandwidth, Middle channel



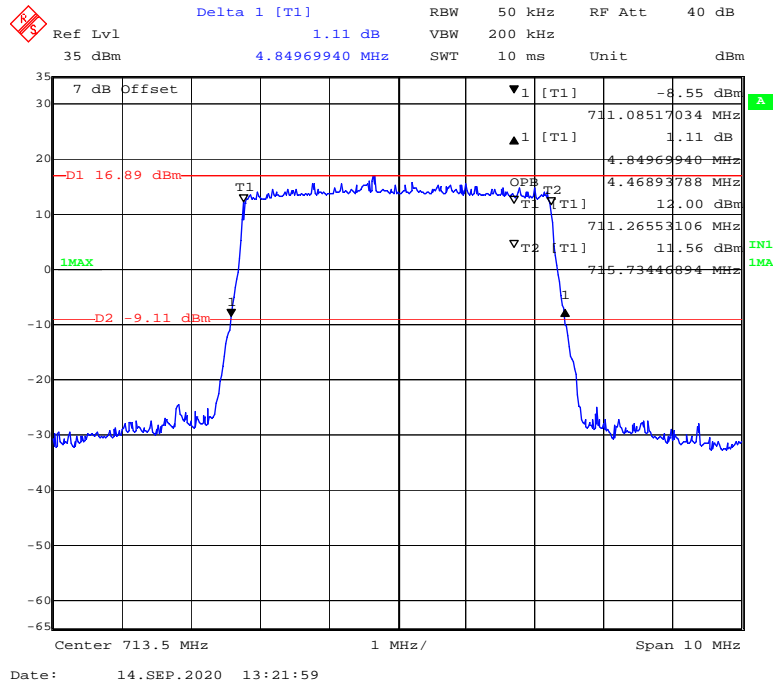
QPSK (1.4 MHz) - 99% Occupied & 26 dB Emissions Bandwidth, High channel



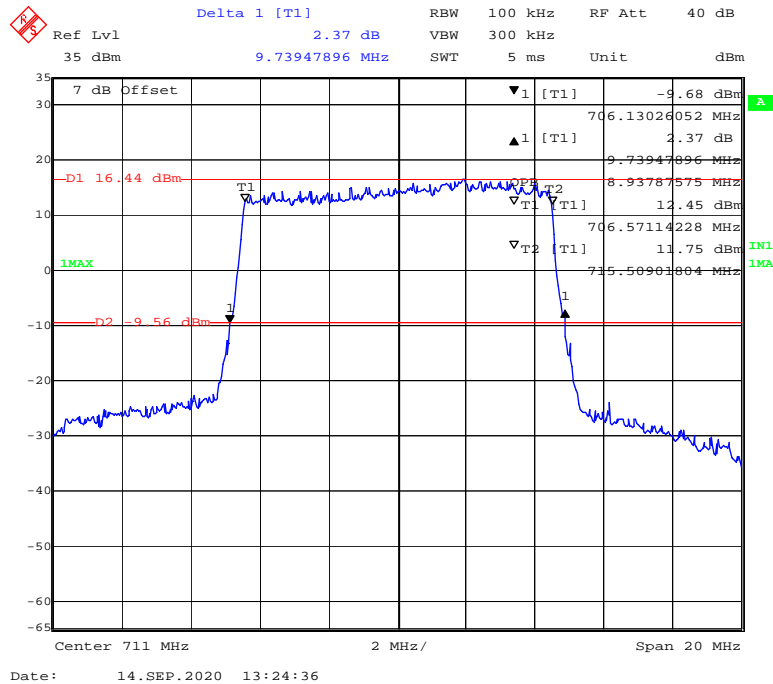
QPSK (3 MHz) - 99% Occupied & 26 dB Emissions Bandwidth, High channel



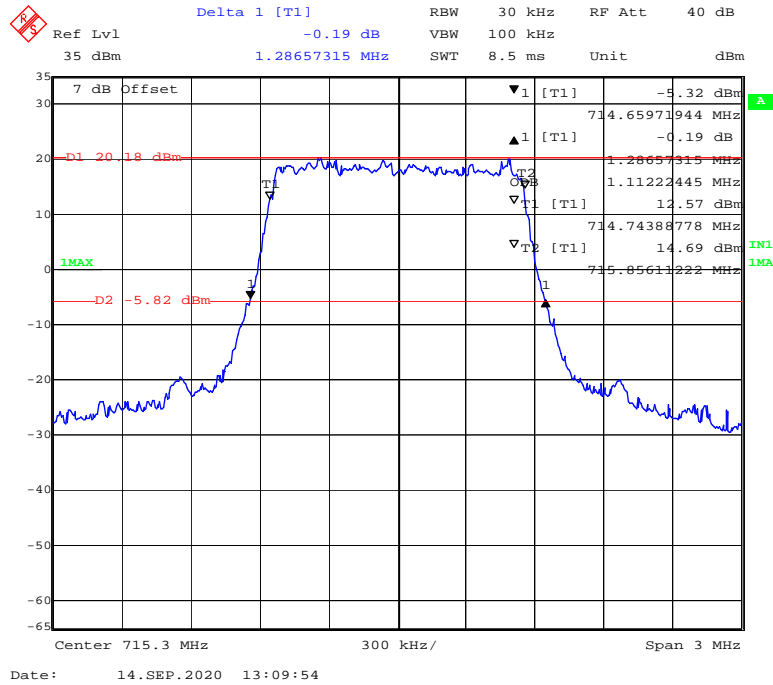
QPSK (5 MHz) - 99% Occupied & 26 dB Emissions Bandwidth, High channel



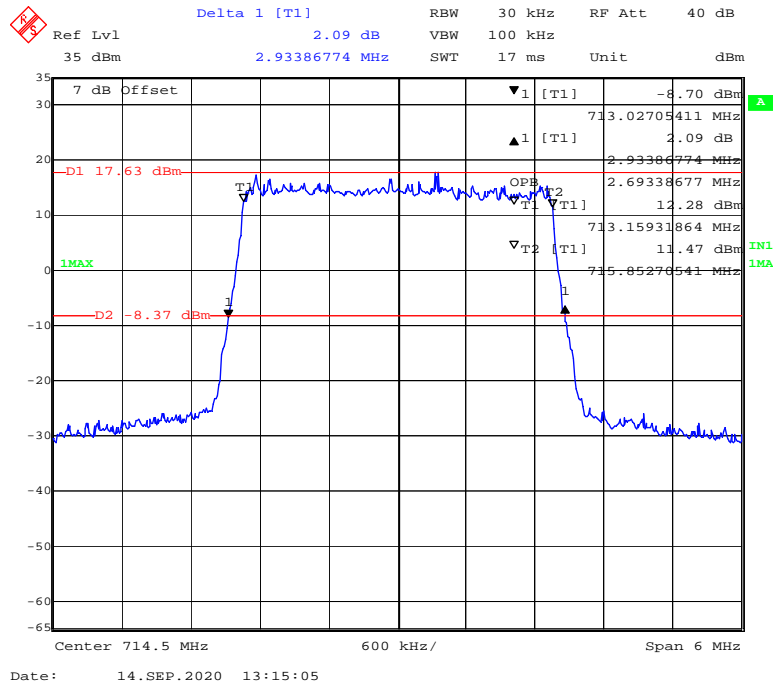
QPSK (10MHz) - 99% Occupied & 26 dB Emissions Bandwidth, High channel



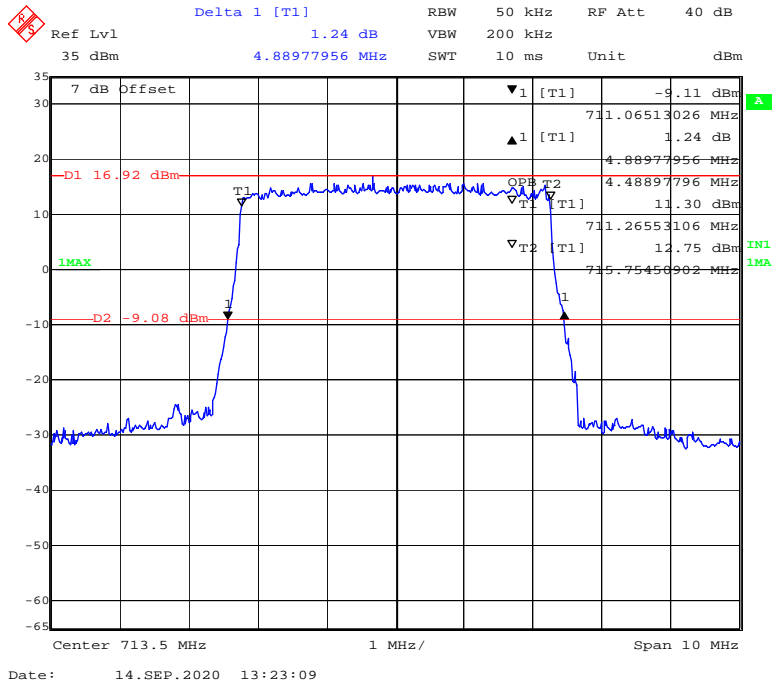
16-QAM (1.4 MHz) - 99% Occupied & 26 dB Emissions Bandwidth, High channel



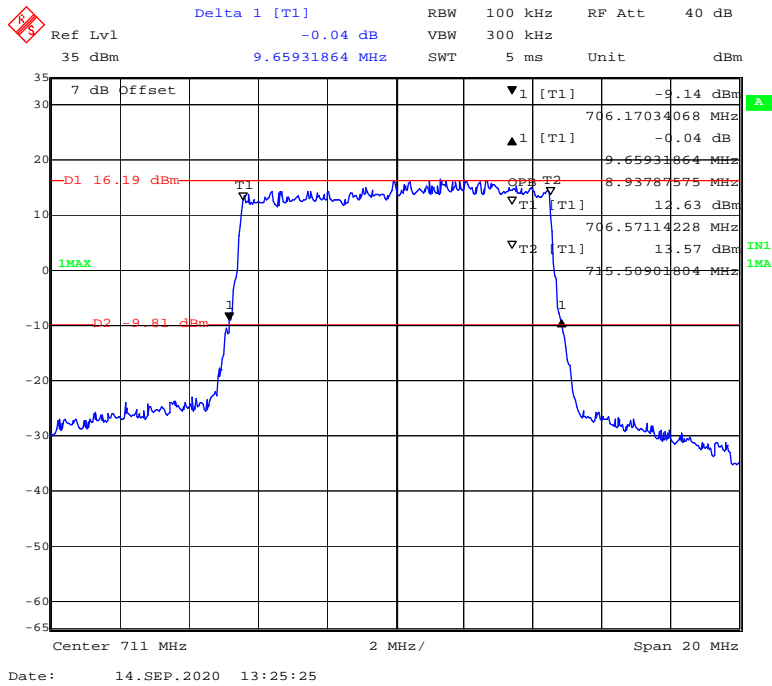
16-QAM (3 MHz) - 99% Occupied & 26 dB Emissions Bandwidth, High channel



16-QAM (5 MHz) - 99% Occupied & 26 dB Emissions Bandwidth, High channel



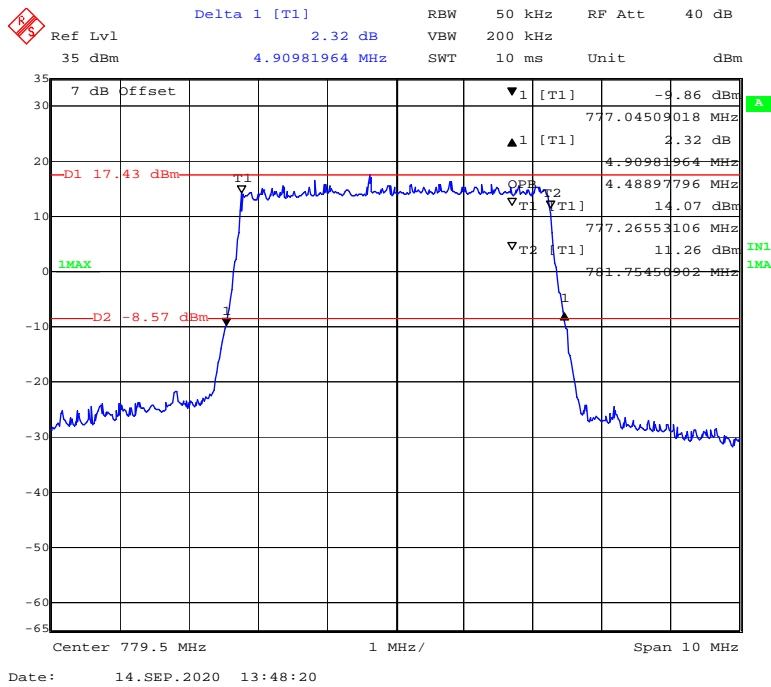
16-QAM (10 MHz) - 99% Occupied & 26 dB Emissions Bandwidth, High channel



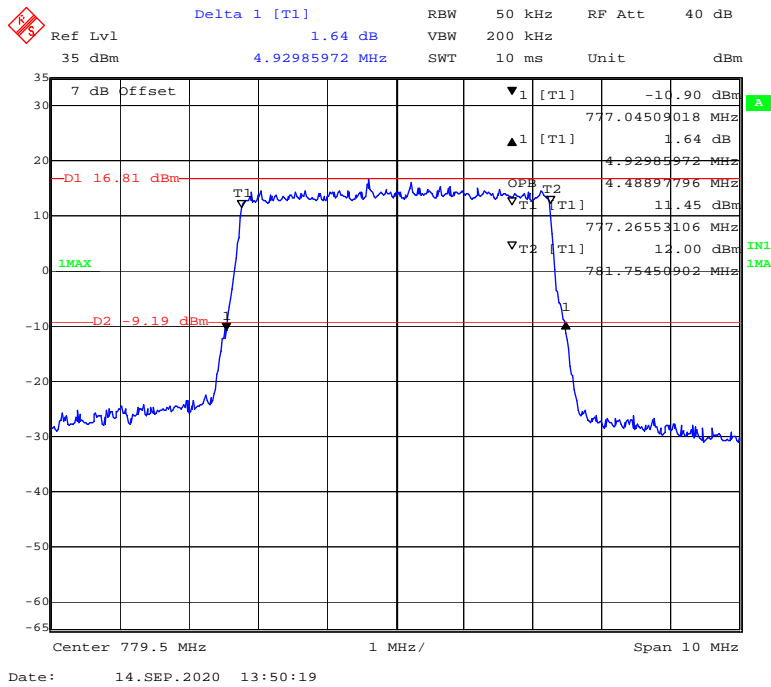
LTE Band 13:

Test Modulation	Test Bandwidth	26 dB Bandwidth MHz			99% Occupied Bandwidth MHz		
		Low Channel	Middle Channel	High Channel	Low Channel	Middle Channel	High Channel
QPSK	5M	4.91	4.93	4.93	4.49	4.49	4.47
	10M	/	9.74	/	/	8.94	/
16-QAM	5M	4.93	4.93	4.91	4.49	4.49	4.47
	10M	/	9.78	/	/	8.94	/

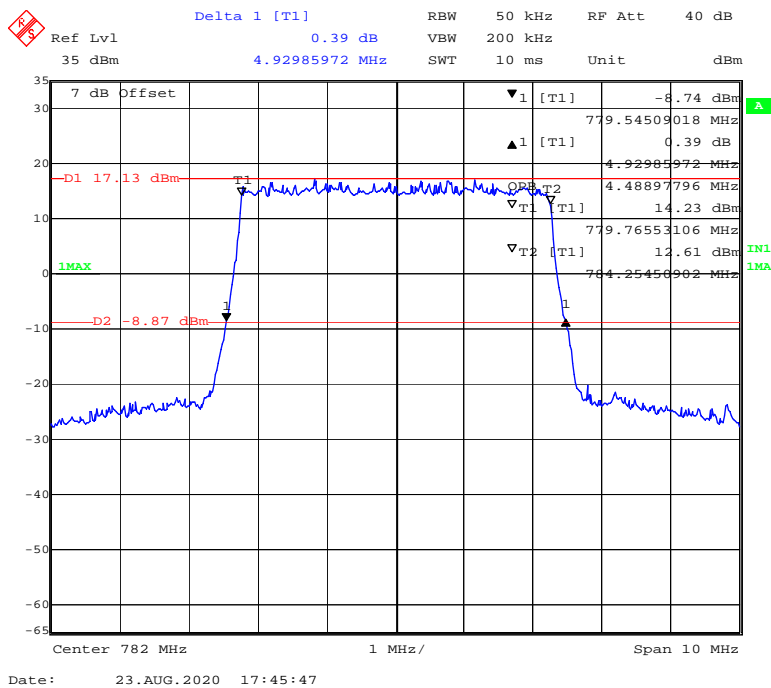
QPSK (5 MHz) - 99% Occupied & 26 dB Emissions Bandwidth, Low channel



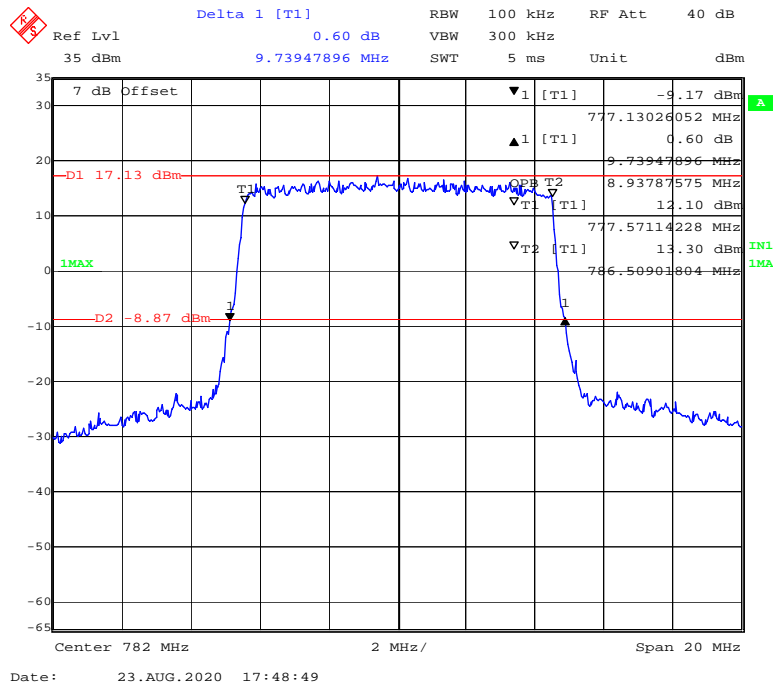
16-QAM (5MHz) - 99% Occupied & 26 dB Emissions Bandwidth, Low channel



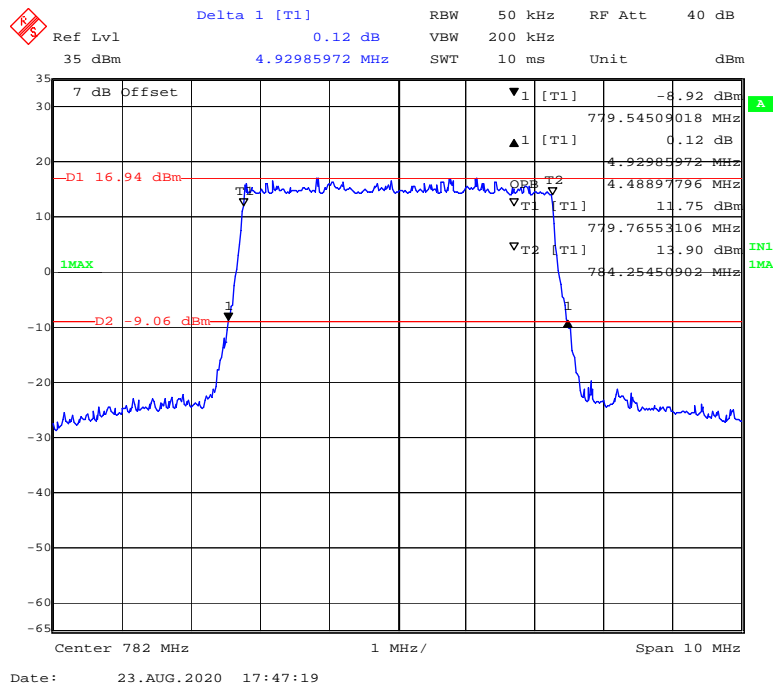
QPSK (5 MHz) - 99% Occupied & 26 dB Emissions Bandwidth, Middle channel



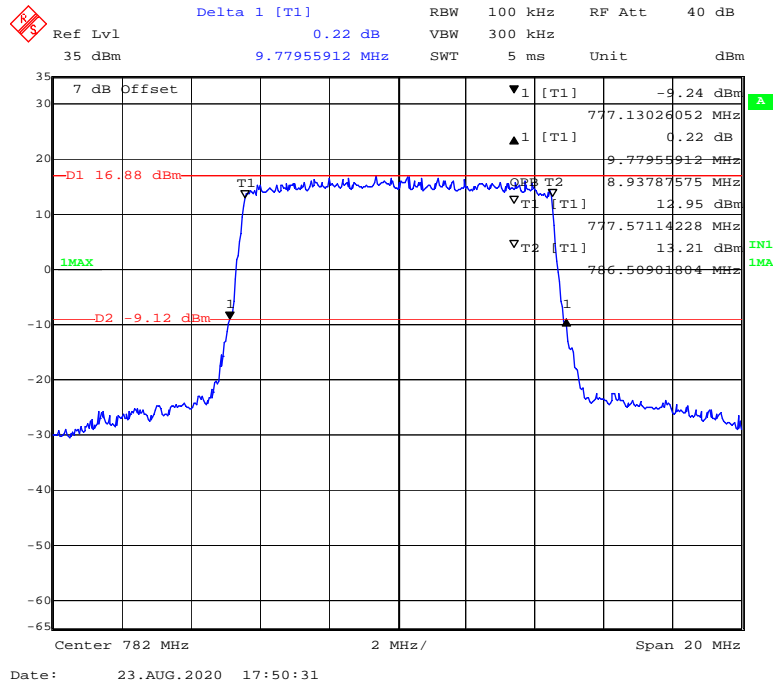
QPSK (10 MHz) - 99% Occupied & 26 dB Emissions Bandwidth, Middle channel



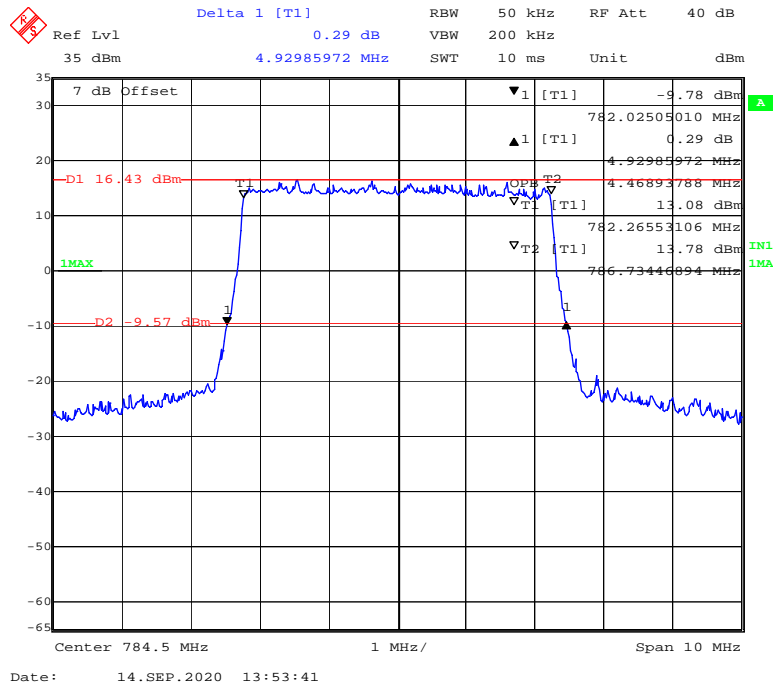
16-QAM (5MHz) - 99% Occupied & 26 dB Emissions Bandwidth, Middle channel



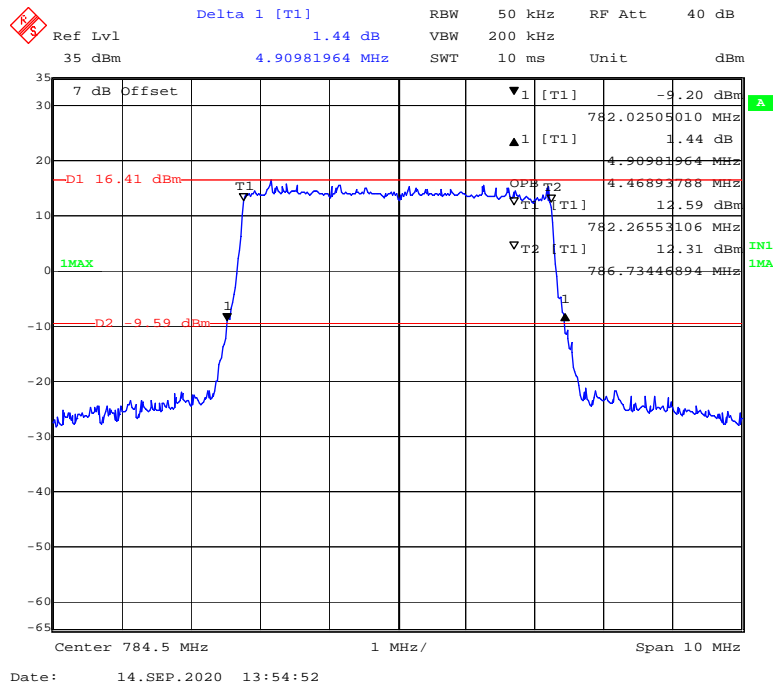
16-QAM (10 MHz) - 99% Occupied & 26 dB Emissions Bandwidth, Middle channel



QPSK (5 MHz) - 99% Occupied & 26 dB Emissions Bandwidth, High channel



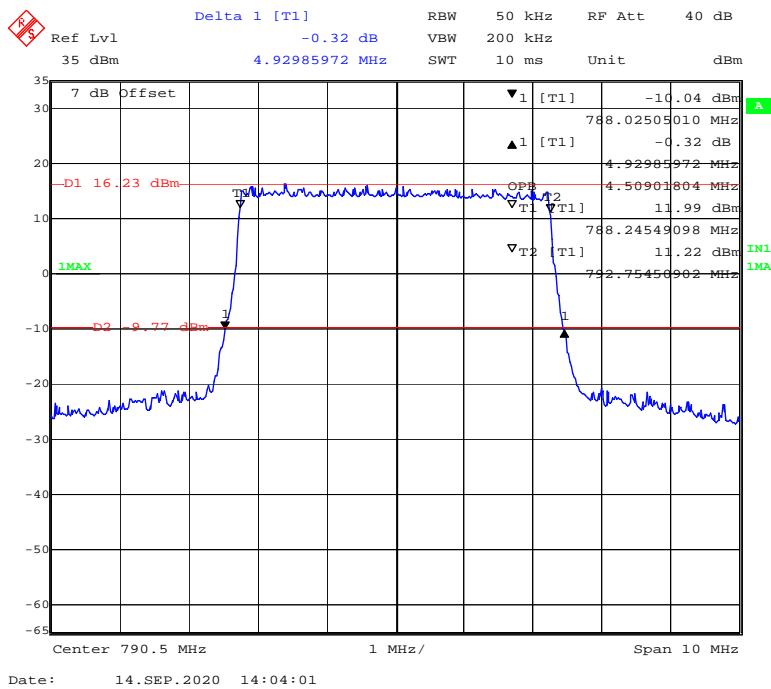
16-QAM (5MHz) - 99% Occupied & 26 dB Emissions Bandwidth, High channel



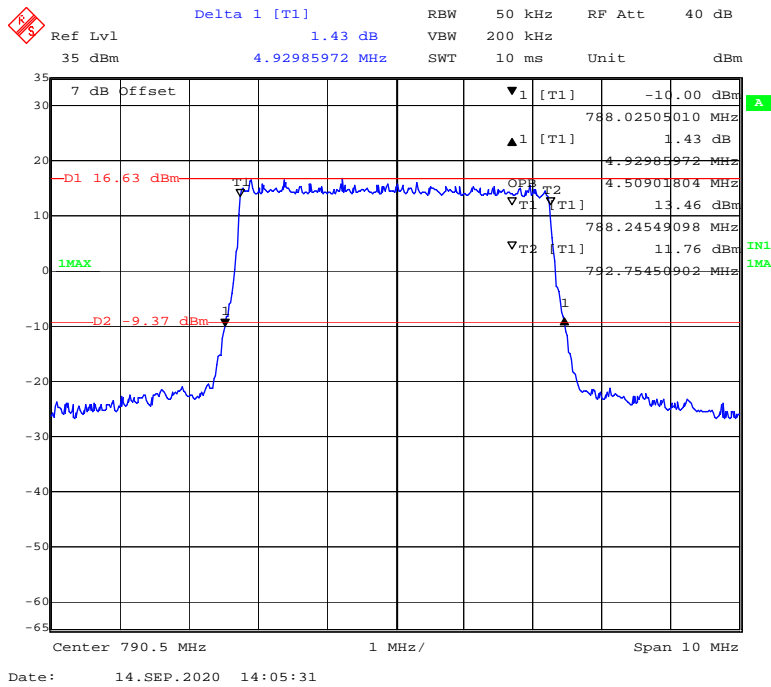
LTE Band 14:

Test Modulation	Test Bandwidth	26 dB Bandwidth MHz			99% Occupied Bandwidth MHz		
		Low Channel	Middle Channel	High Channel	Low Channel	Middle Channel	High Channel
QPSK	5M	4.93	4.95	4.89	4.51	4.49	4.49
	10M	/	9.66	/	/	8.98	/
16-QAM	5M	4.93	4.97	4.89	4.51	4.49	4.47
	10M	/	9.74	/	/	8.98	/

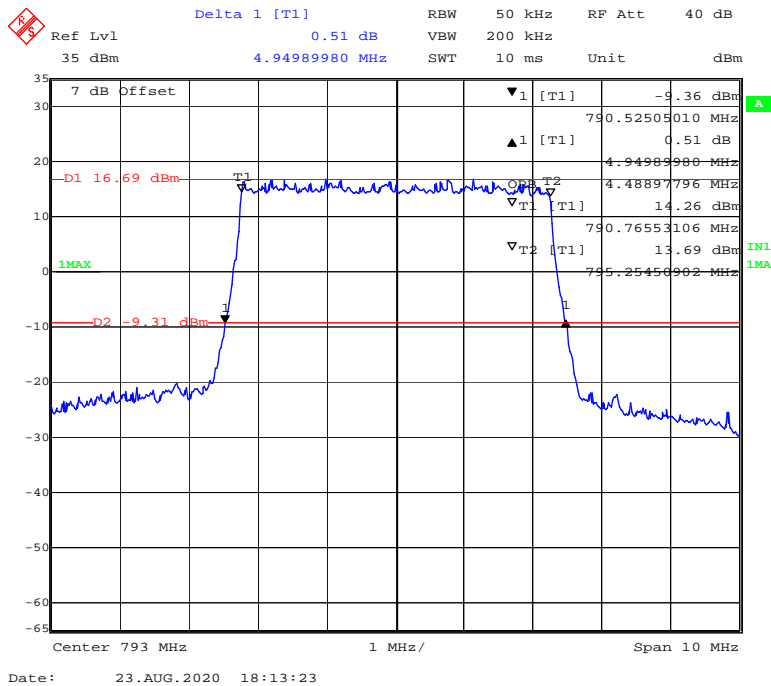
QPSK (5 MHz) - 99% Occupied & 26 dB Emissions Bandwidth, Low channel



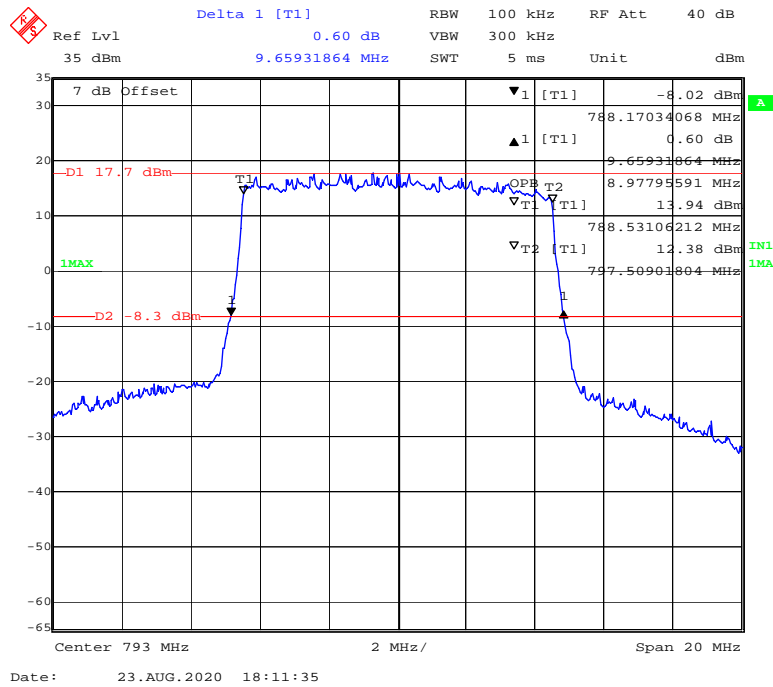
16-QAM (5MHz) - 99% Occupied & 26 dB Emissions Bandwidth, Low channel



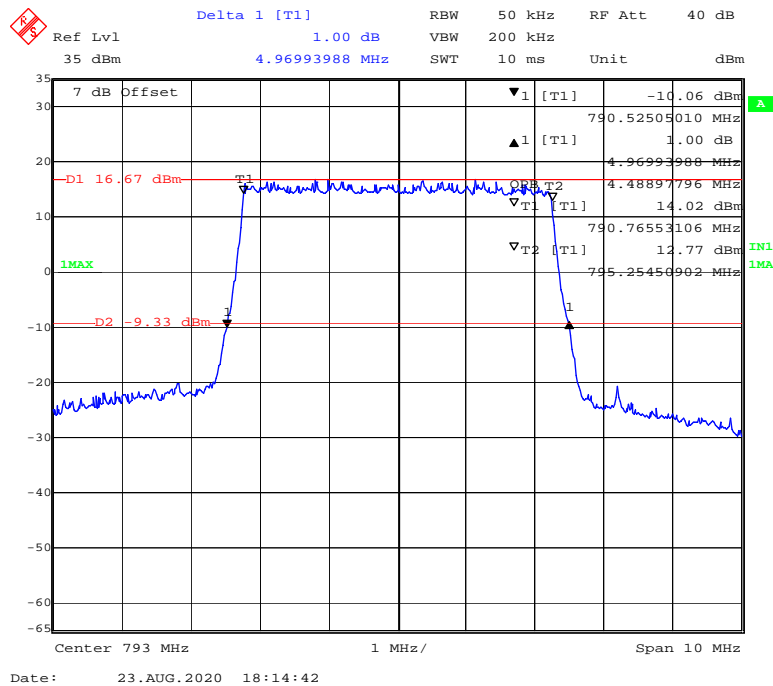
QPSK (5 MHz) - 99% Occupied & 26 dB Emissions Bandwidth, Middle channel



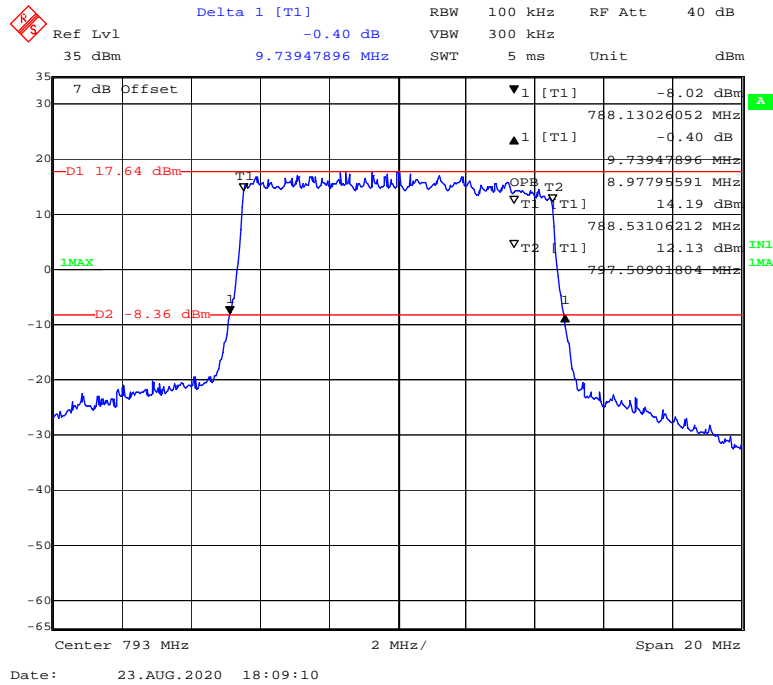
QPSK (10 MHz) - 99% Occupied & 26 dB Emissions Bandwidth, Middle channel



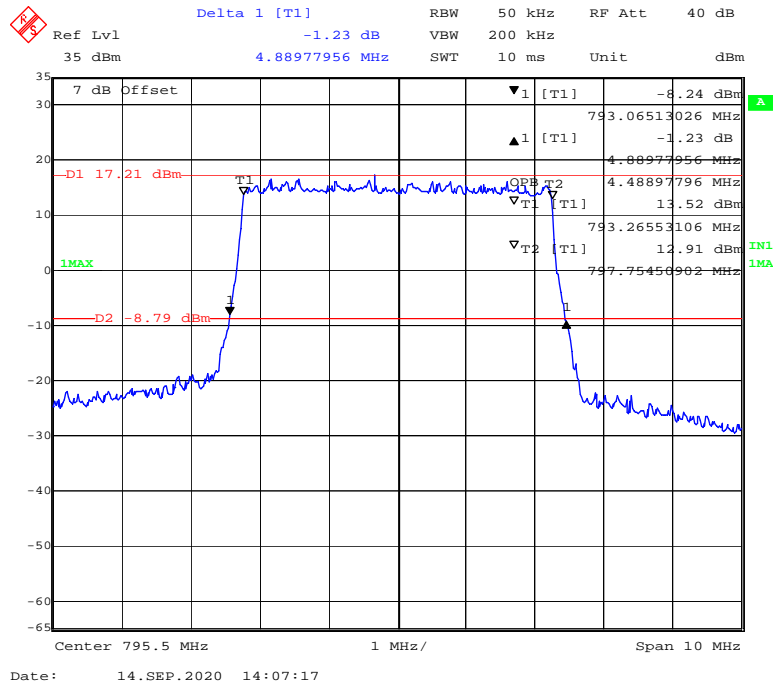
16-QAM (5MHz) - 99% Occupied & 26 dB Emissions Bandwidth, Middle channel



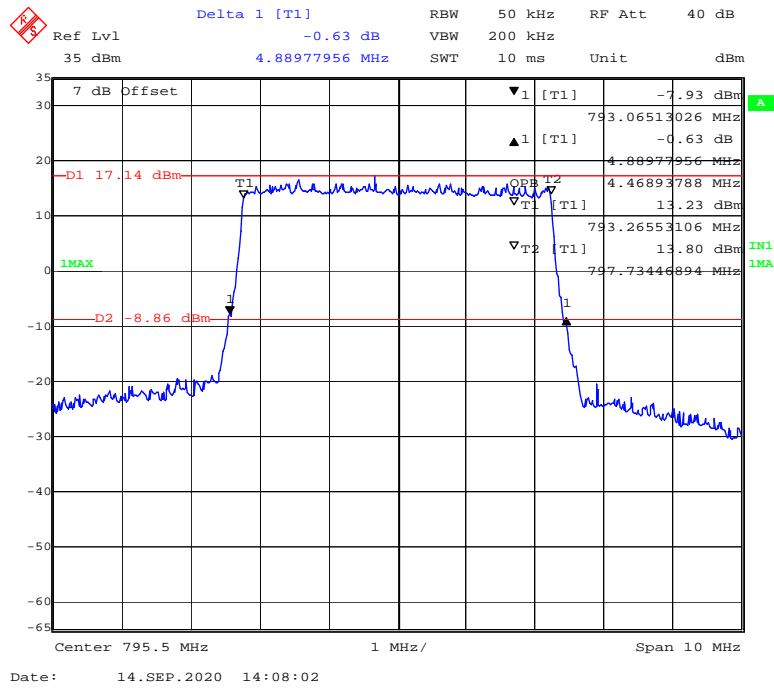
16-QAM (10 MHz) - 99% Occupied & 26 dB Emissions Bandwidth, Middle channel



QPSK (5 MHz) - 99% Occupied & 26 dB Emissions Bandwidth, High channel



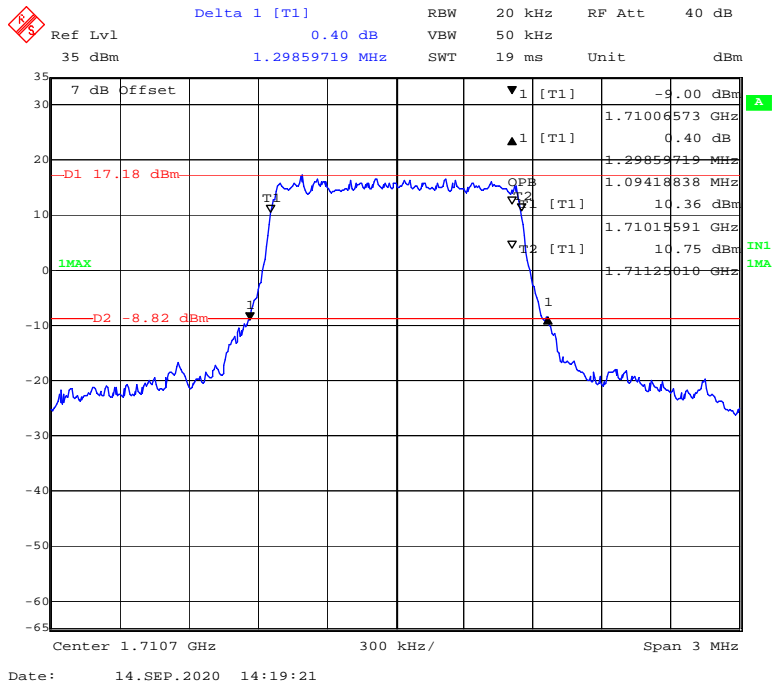
16-QAM (5MHz) - 99% Occupied & 26 dB Emissions Bandwidth, High channel



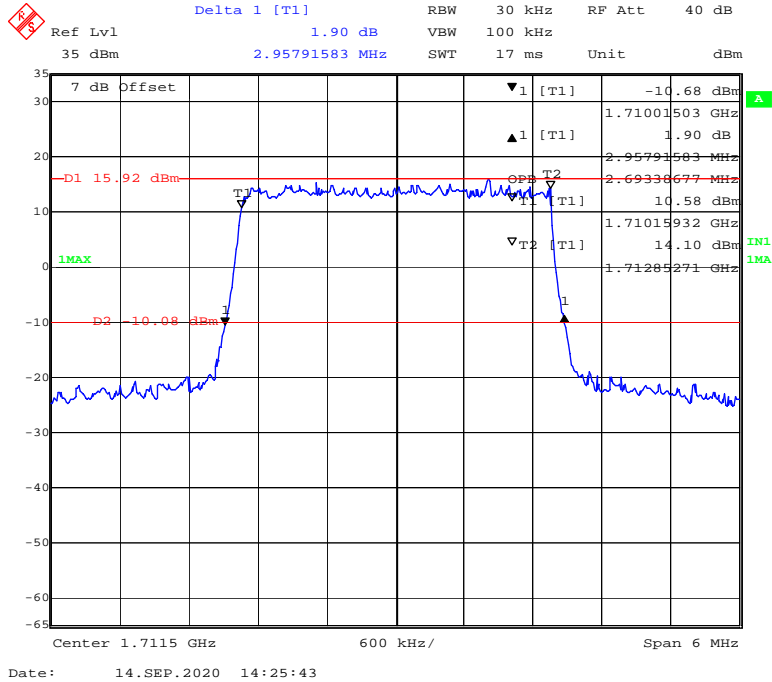
LTE Band 66:

Test Modulation	Test Bandwidth	26 dB Bandwidth MHz			99% Occupied Bandwidth MHz		
		Low Channel	Middle Channel	High Channel	Low Channel	Middle Channel	High Channel
QPSK	1.4M	1.30	1.29	1.31	1.09	1.10	1.10
	3M	2.96	2.95	2.96	2.69	2.69	2.69
	5M	4.93	4.93	4.93	4.49	4.51	4.47
	10M	9.66	9.82	9.62	8.98	8.94	8.98
	15M	14.61	14.67	14.49	13.41	13.53	13.41
	20M	19.00	19.24	19.16	17.96	17.88	17.88
16-QAM	1.4M	1.30	1.29	1.31	1.10	1.09	1.09
	3M	2.97	2.95	2.97	2.71	2.69	2.69
	5M	4.95	4.97	4.97	4.49	4.51	4.49
	10M	9.62	9.78	9.62	8.98	8.94	8.98
	15M	14.61	14.79	14.55	13.41	13.47	13.47
	20M	19.08	19.24	19.16	17.88	17.96	17.88

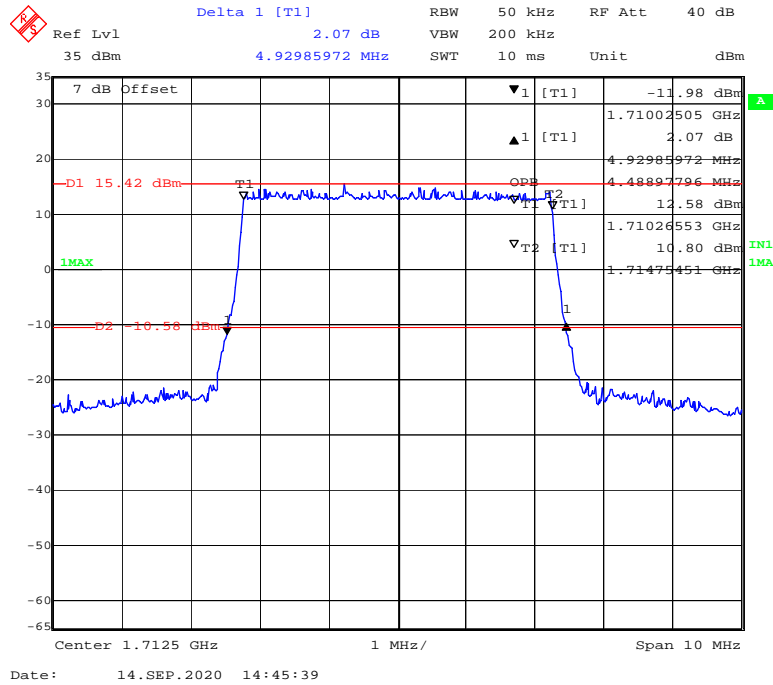
QPSK (1.4 MHz) - 99% Occupied & 26 dB Emissions Bandwidth, Low channel



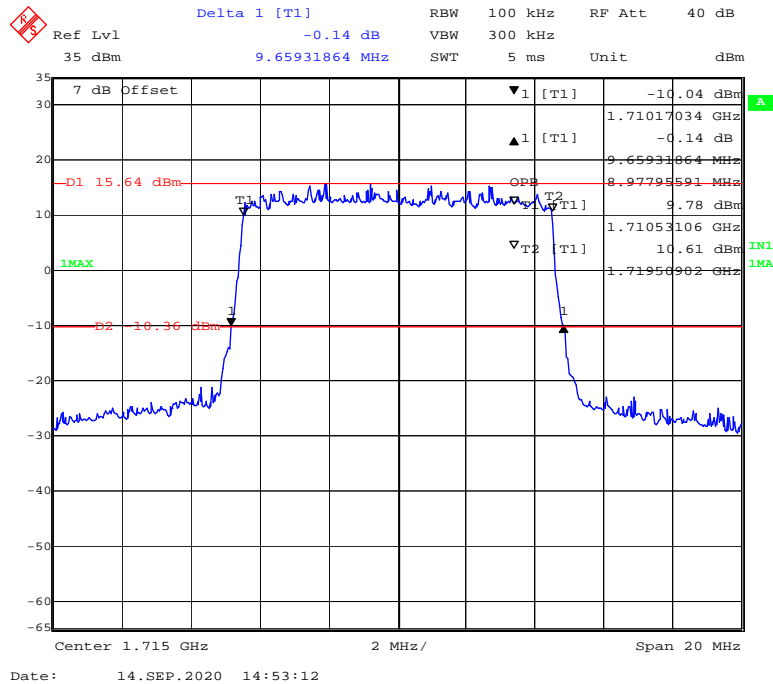
QPSK (3 MHz) - 99% Occupied & 26 dB Emissions Bandwidth, Low channel



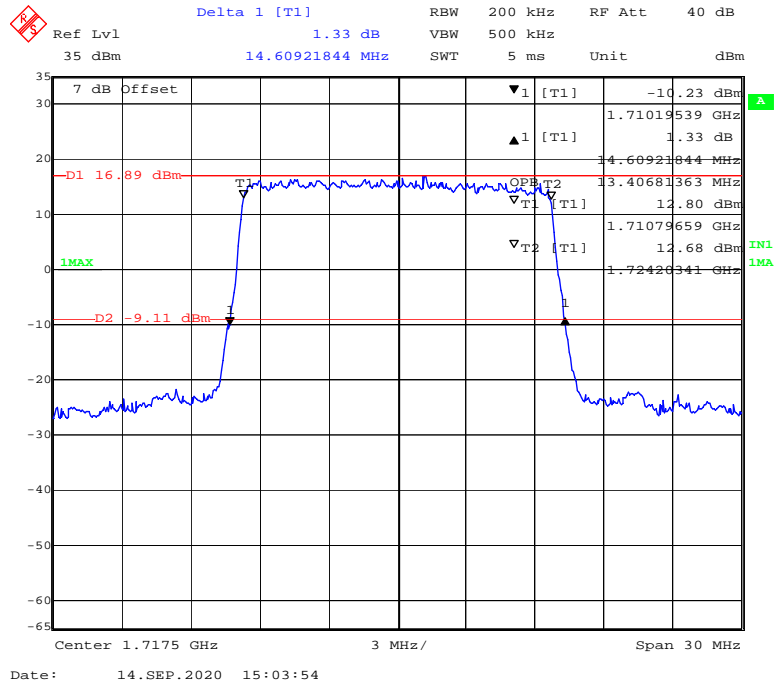
QPSK (5 MHz) - 99% Occupied & 26 dB Emissions Bandwidth, Low channel



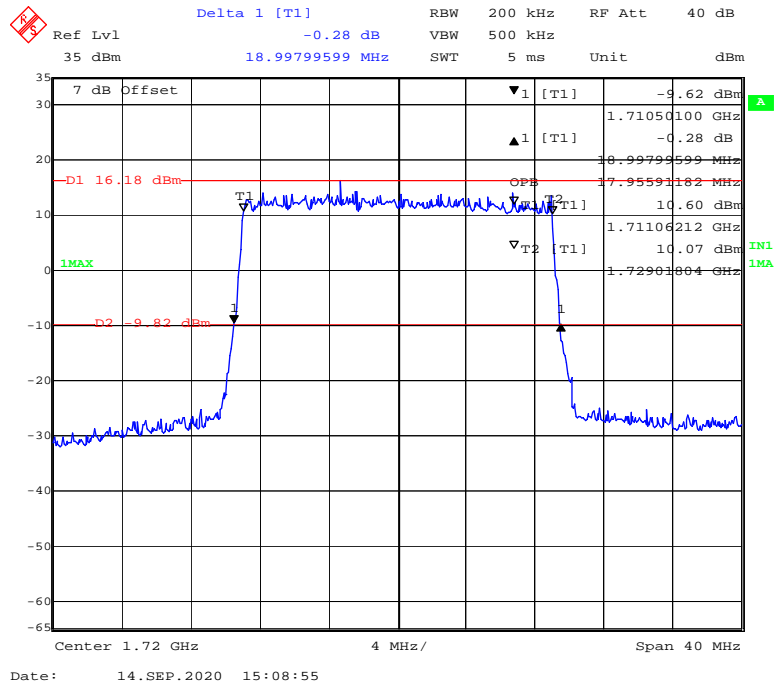
QPSK (10MHz) - 99% Occupied & 26 dB Emissions Bandwidth, Low channel



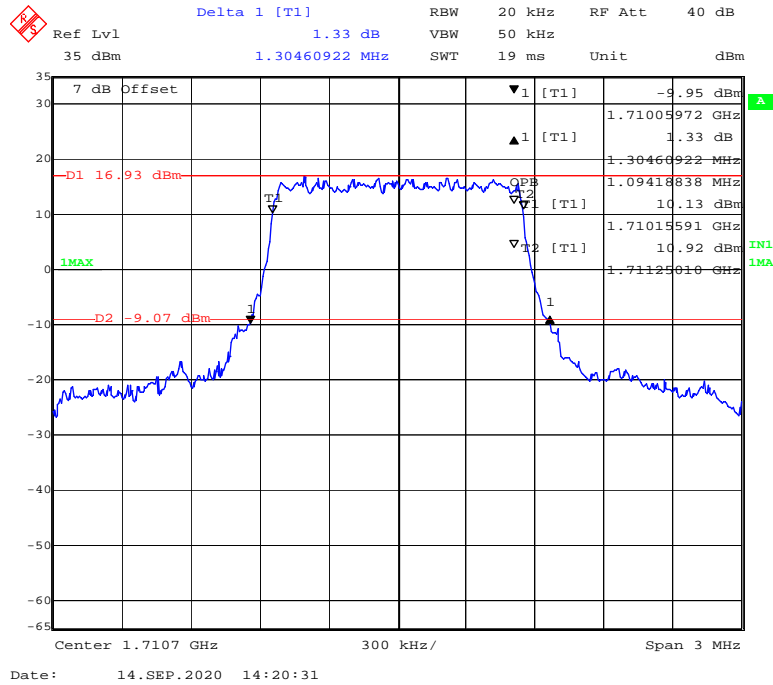
QPSK (15 MHz) - 99% Occupied & 26 dB Emissions Bandwidth, Low channel



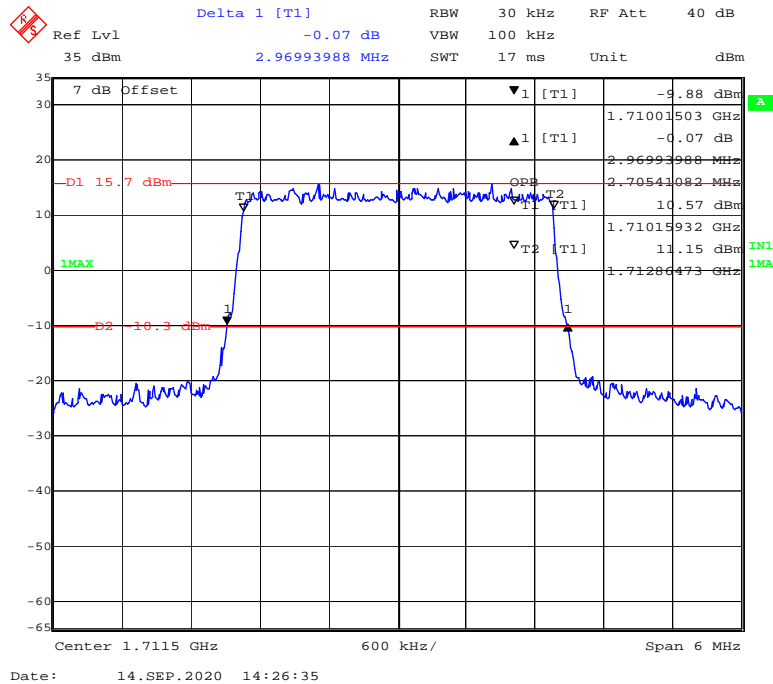
QPSK (20 MHz) - 99% Occupied & 26 dB Emissions Bandwidth, Low channel



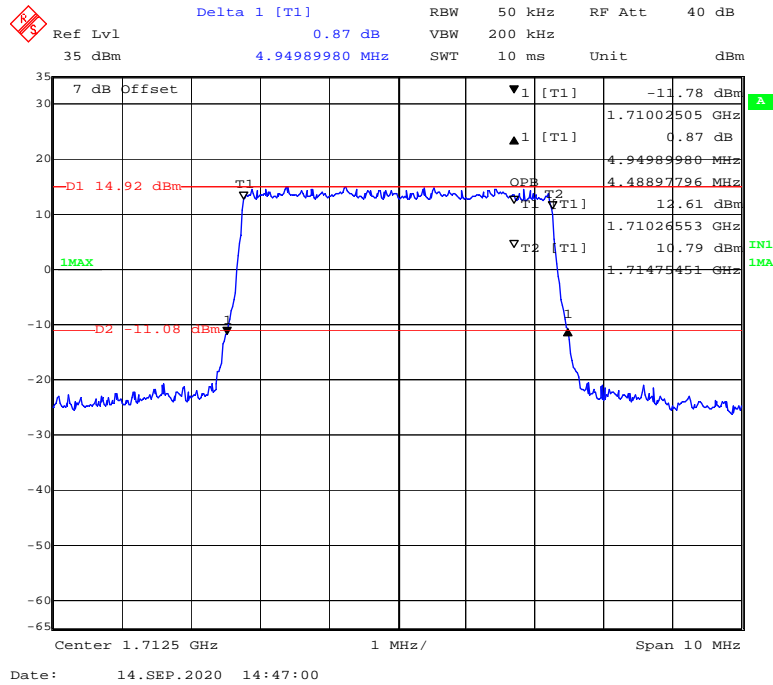
16-QAM (1.4 MHz) - 99% Occupied & 26 dB Emissions Bandwidth, Low channel



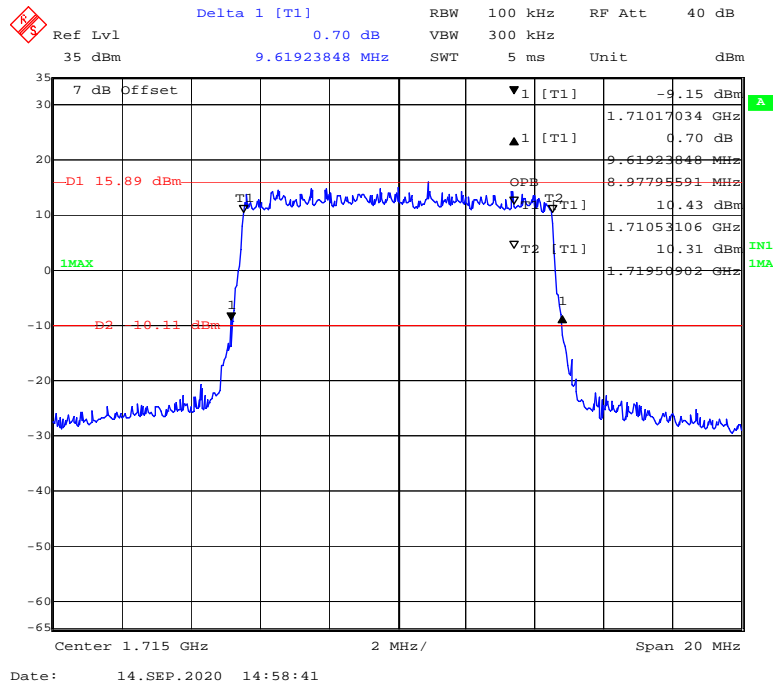
16-QAM (3 MHz) - 99% Occupied & 26 dB Emissions Bandwidth, Low channel



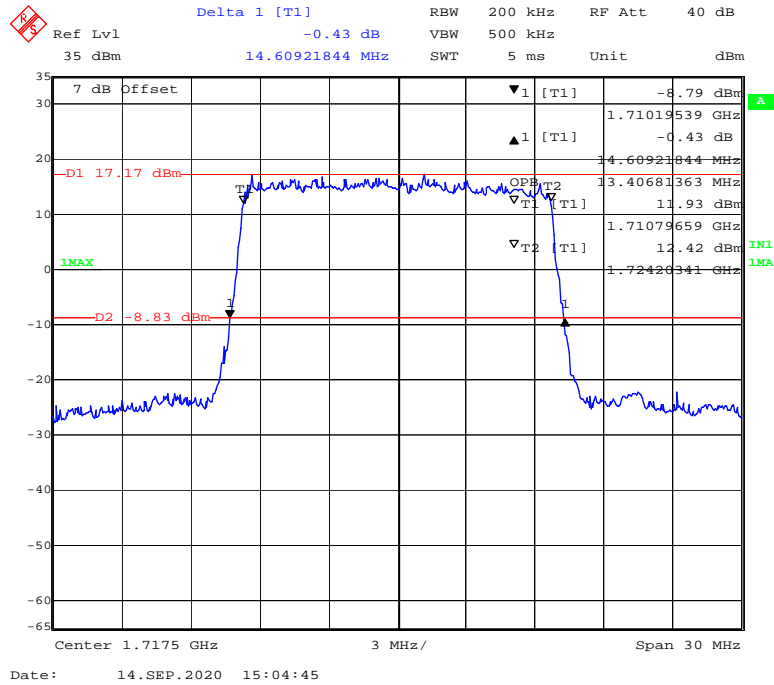
16-QAM (5 MHz) - 99% Occupied & 26 dB Emissions Bandwidth, Low channel



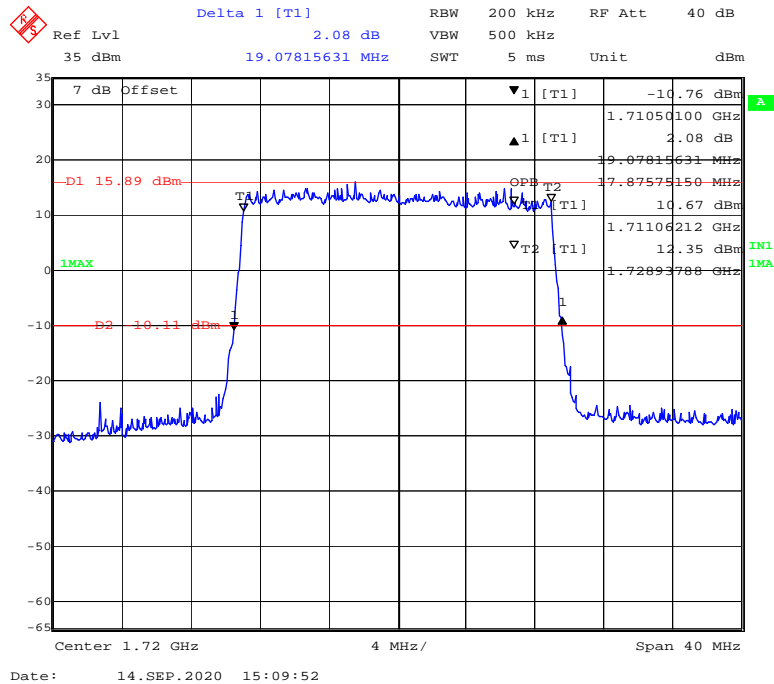
16-QAM (10 MHz) - 99% Occupied & 26 dB Emissions Bandwidth, Low channel



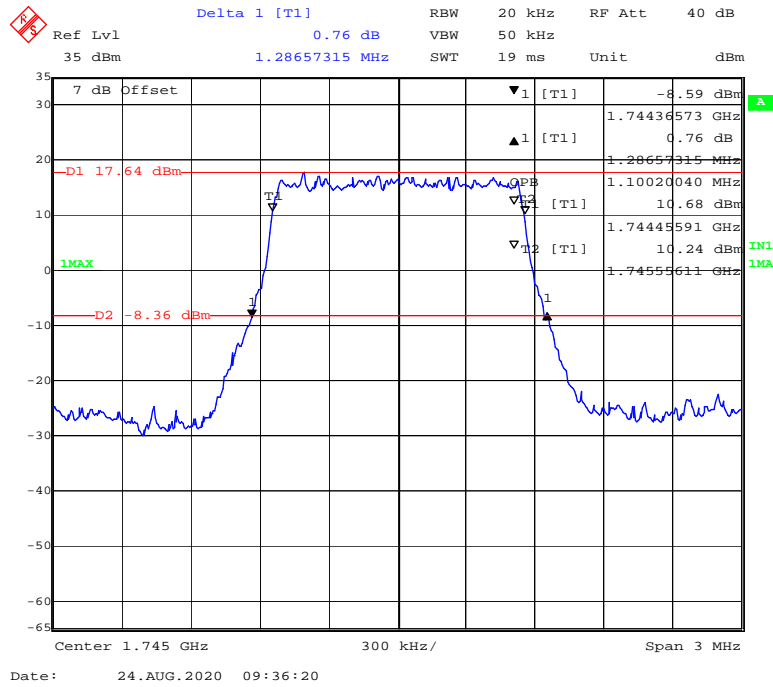
16-QAM (15 MHz) - 99% Occupied & 26 dB Emissions Bandwidth, Low channel



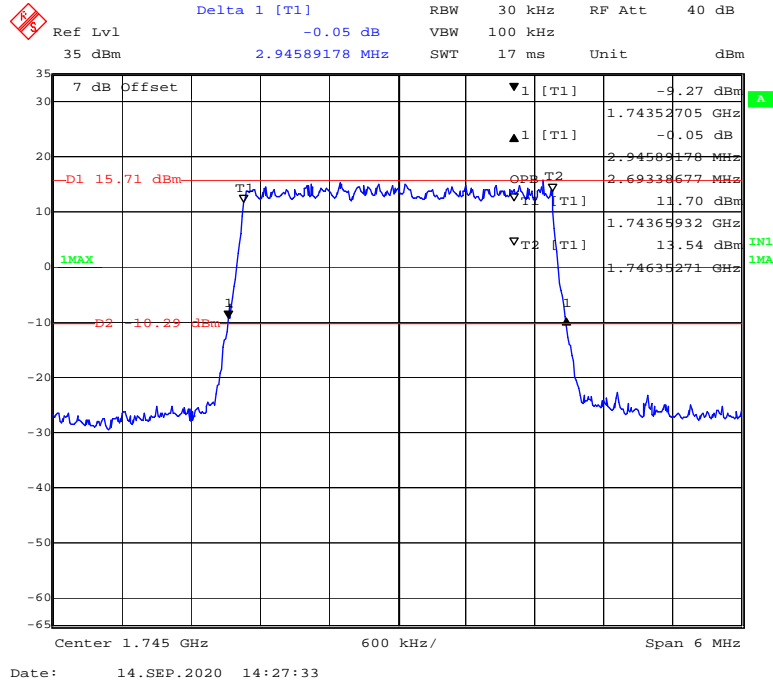
16-QAM (20 MHz) - 99% Occupied & 26 dB Emissions Bandwidth, Low channel



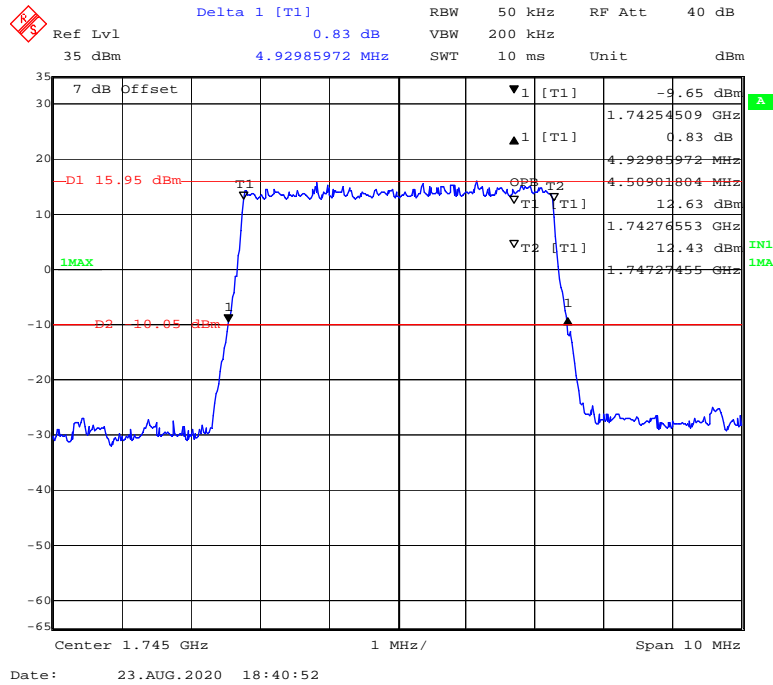
QPSK (1.4 MHz) - 99% Occupied & 26 dB Emissions Bandwidth, Middle channel



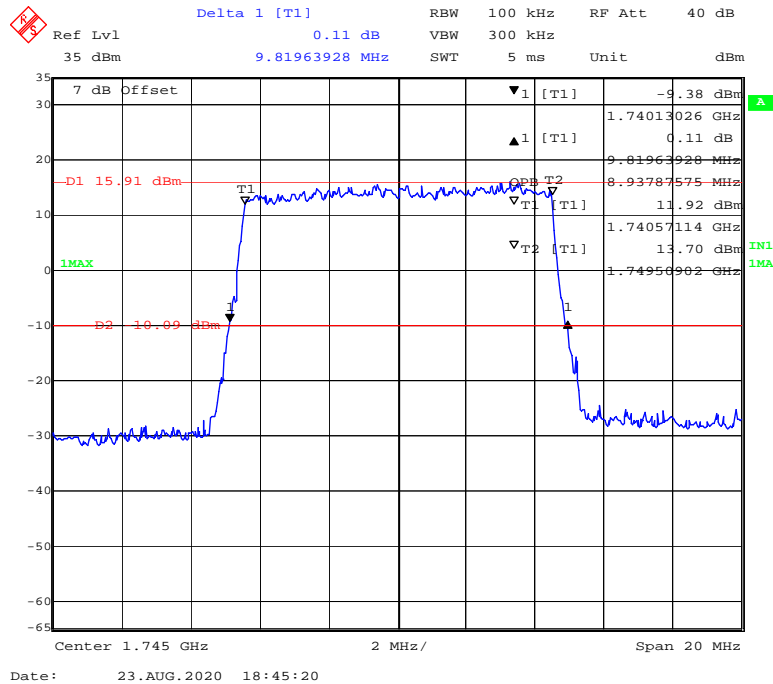
QPSK (3 MHz) - 99% Occupied & 26 dB Emissions Bandwidth, Middle channel



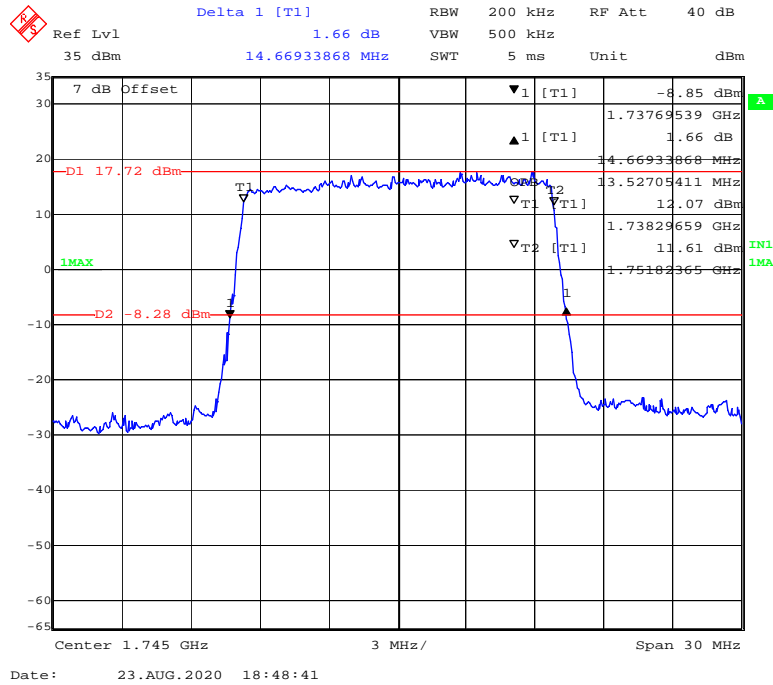
QPSK (5 MHz) - 99% Occupied & 26 dB Emissions Bandwidth, Middle channel



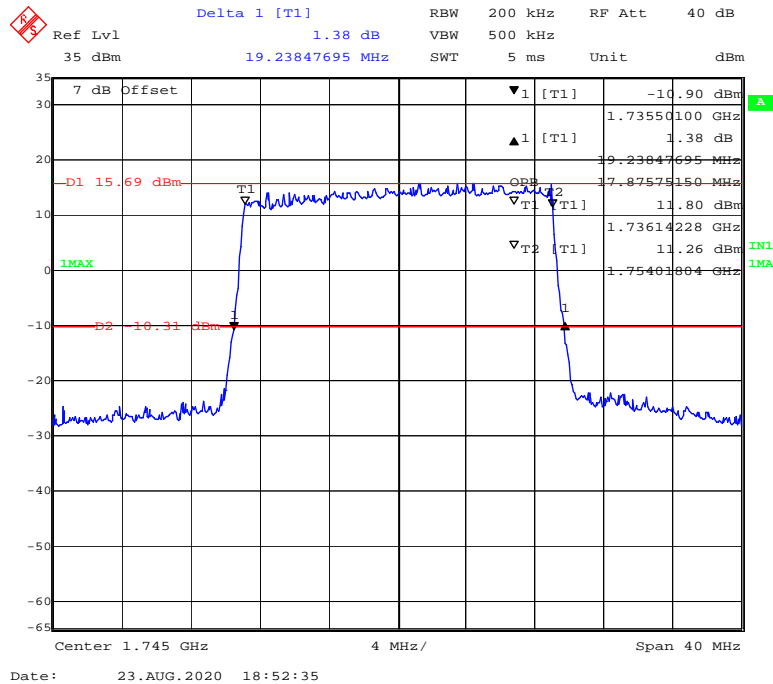
QPSK (10MHz) - 99% Occupied & 26 dB Emissions Bandwidth, Middle channel



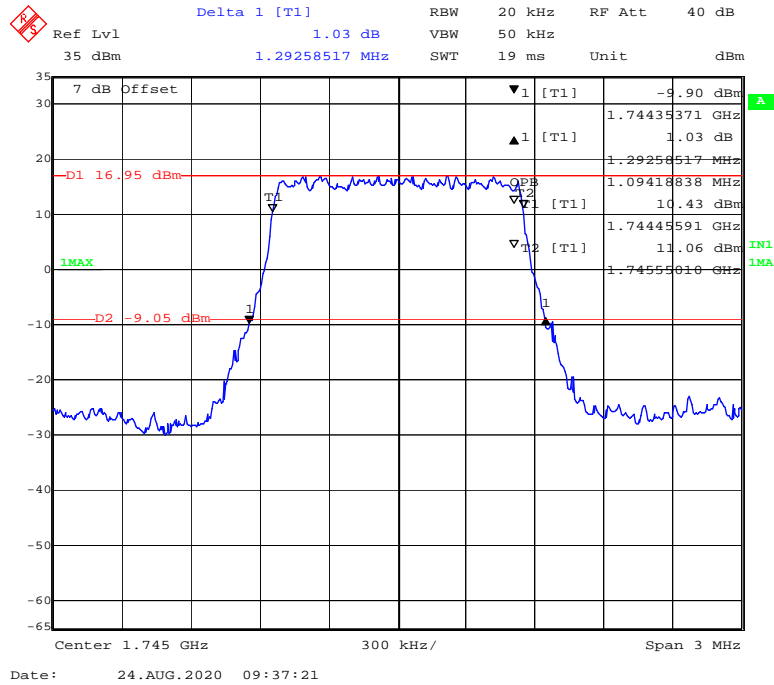
QPSK (15 MHz) - 99% Occupied & 26 dB Emissions Bandwidth, Middle channel



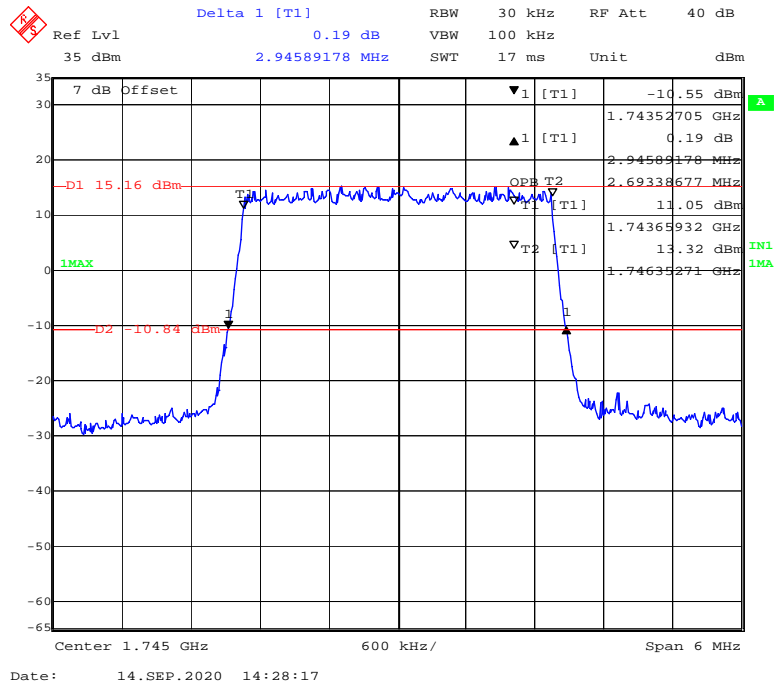
QPSK (20 MHz) - 99% Occupied & 26 dB Emissions Bandwidth, Middle channel



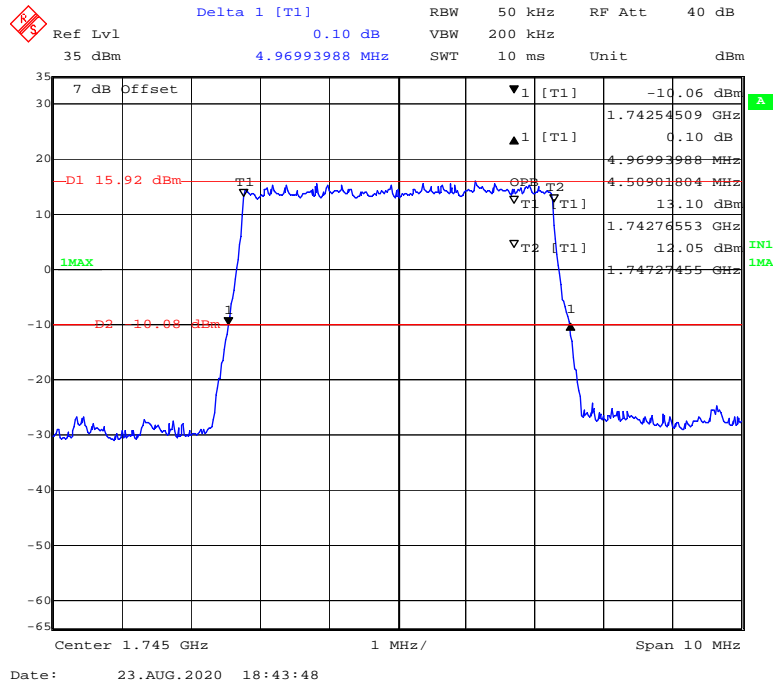
16-QAM (1.4 MHz) - 99% Occupied & 26 dB Emissions Bandwidth, Middle channel



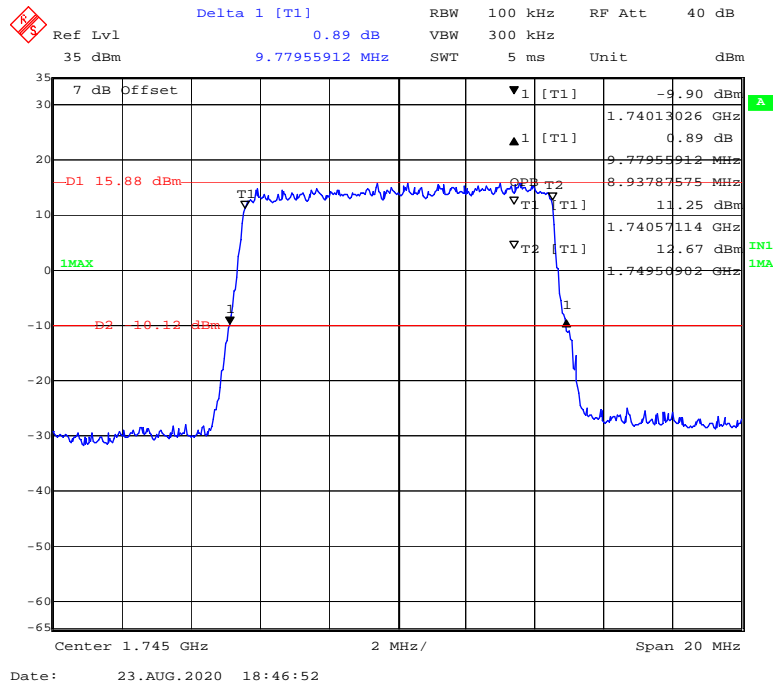
16-QAM (3 MHz) - 99% Occupied & 26 dB Emissions Bandwidth, Middle channel



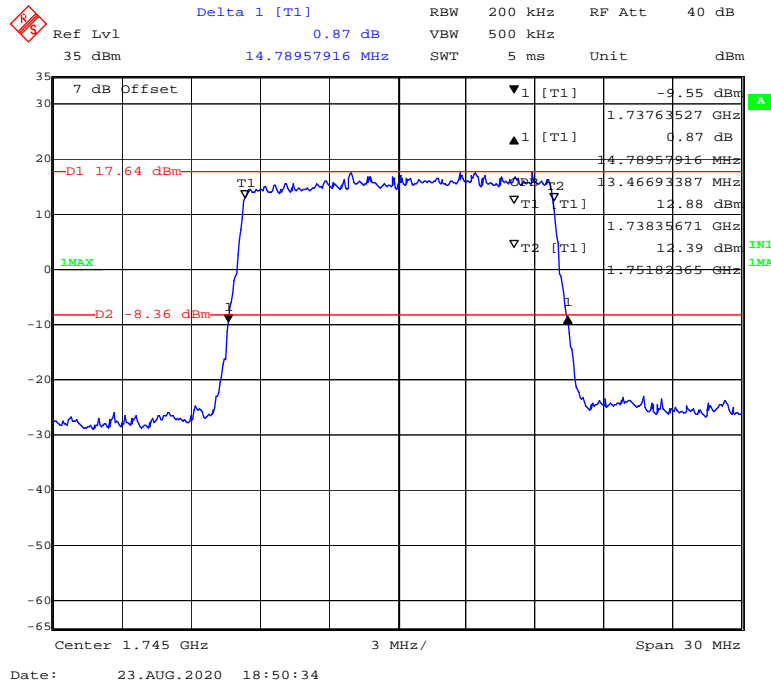
16-QAM (5 MHz) - 99% Occupied & 26 dB Emissions Bandwidth, Middle channel



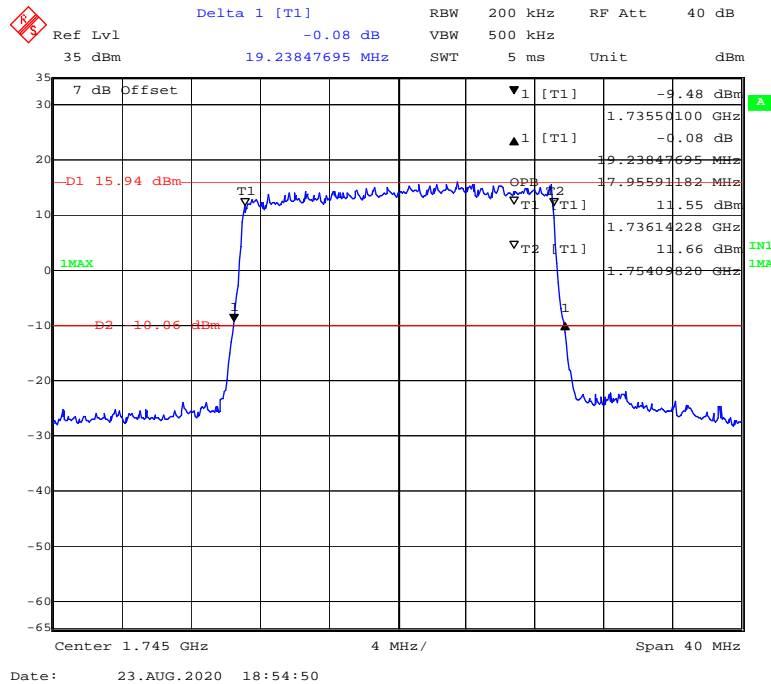
16-QAM (10 MHz) - 99% Occupied & 26 dB Emissions Bandwidth, Middle channel



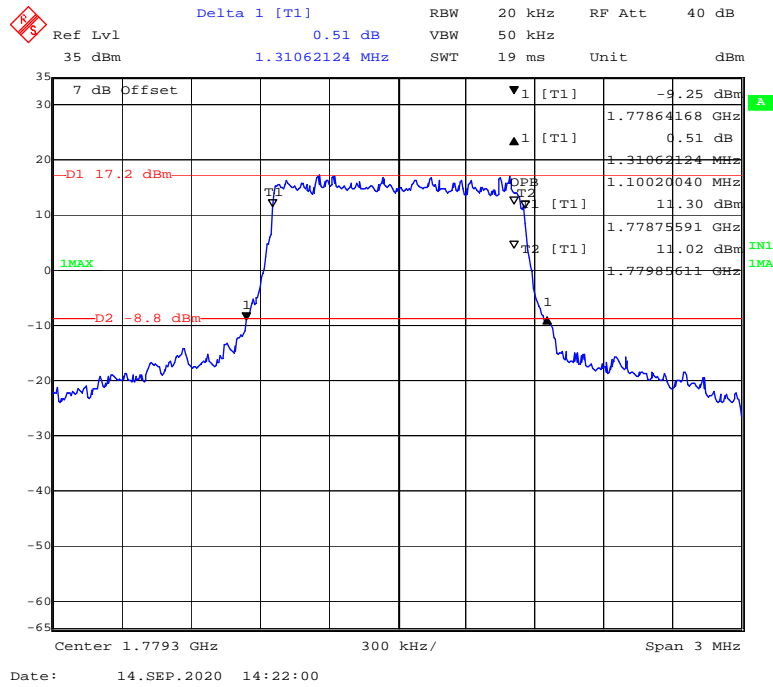
16-QAM (15 MHz) - 99% Occupied & 26 dB Emissions Bandwidth, Middle channel



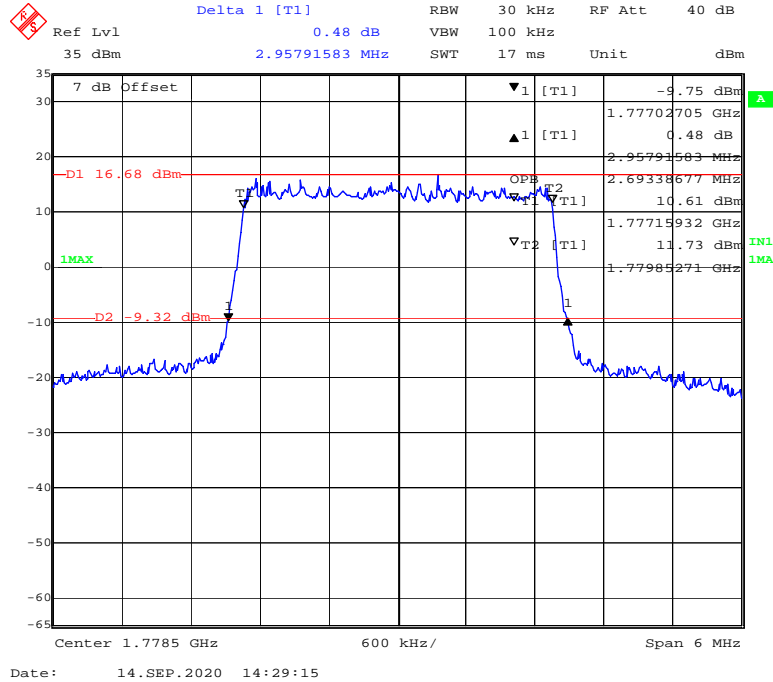
16-QAM (20 MHz) - 99% Occupied & 26 dB Emissions Bandwidth, Middle channel



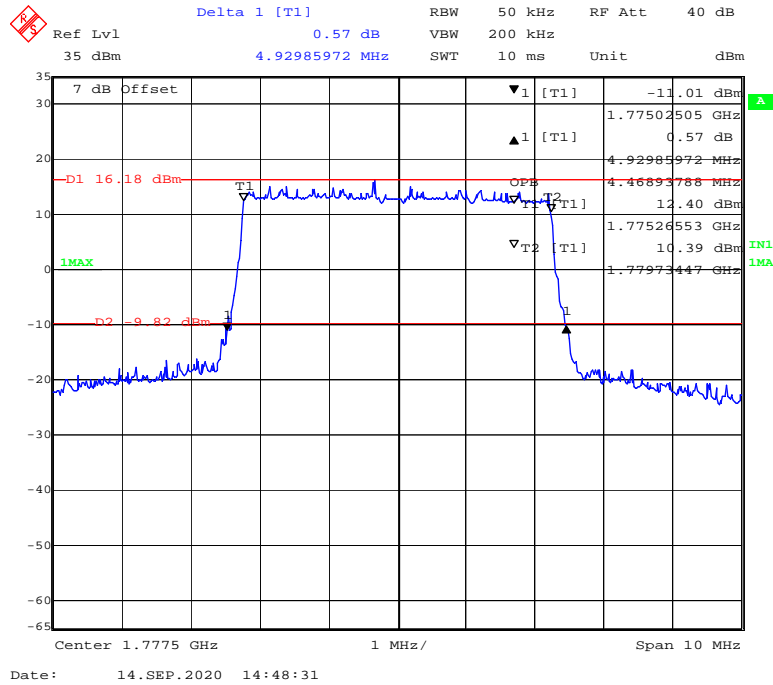
QPSK (1.4 MHz) - 99% Occupied & 26 dB Emissions Bandwidth, High channel



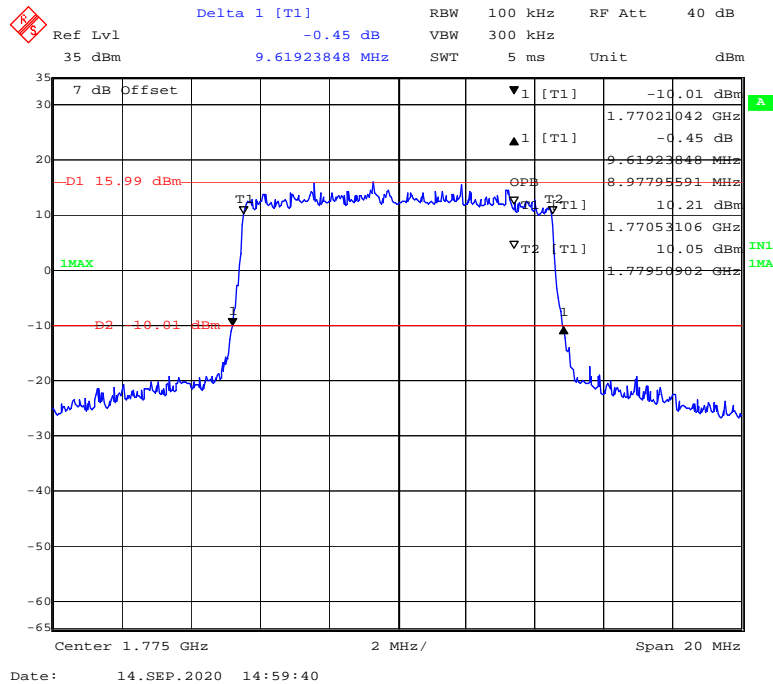
QPSK (3 MHz) - 99% Occupied & 26 dB Emissions Bandwidth, High channel



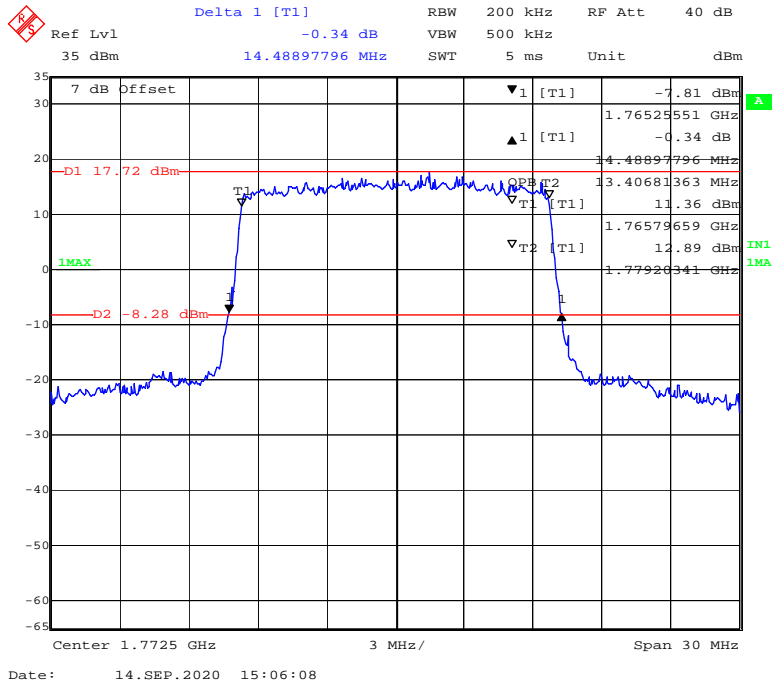
QPSK (5 MHz) - 99% Occupied & 26 dB Emissions Bandwidth, High channel



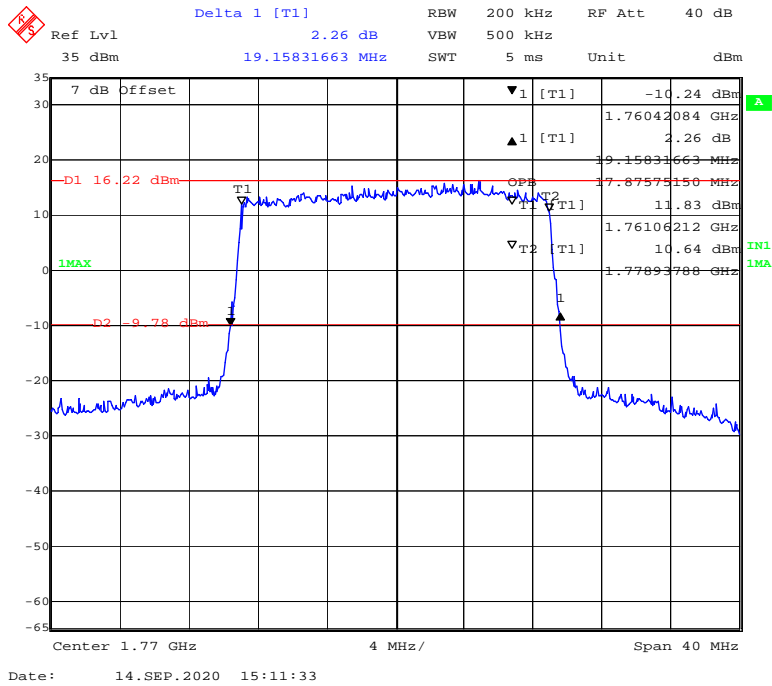
QPSK (10MHz) - 99% Occupied & 26 dB Emissions Bandwidth, High channel



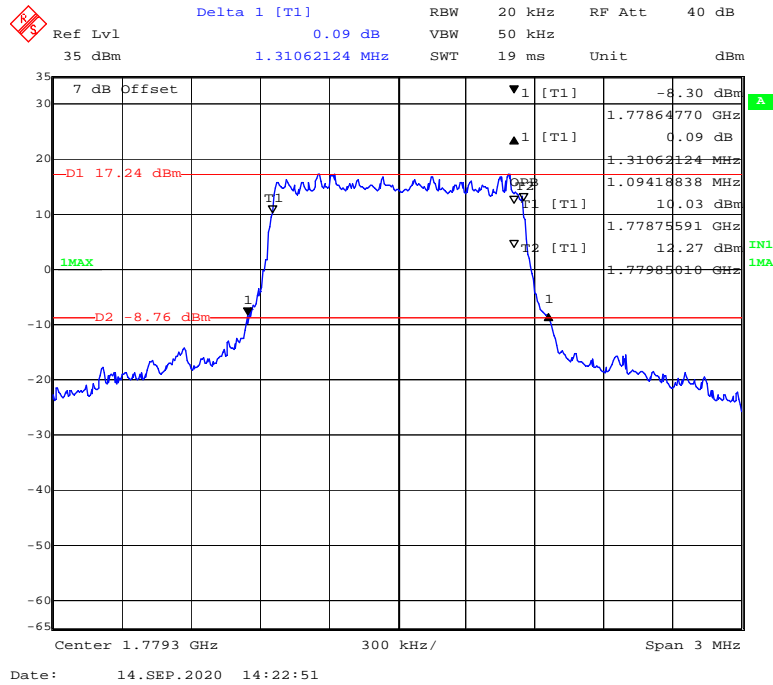
QPSK (15 MHz) - 99% Occupied & 26 dB Emissions Bandwidth, High channel



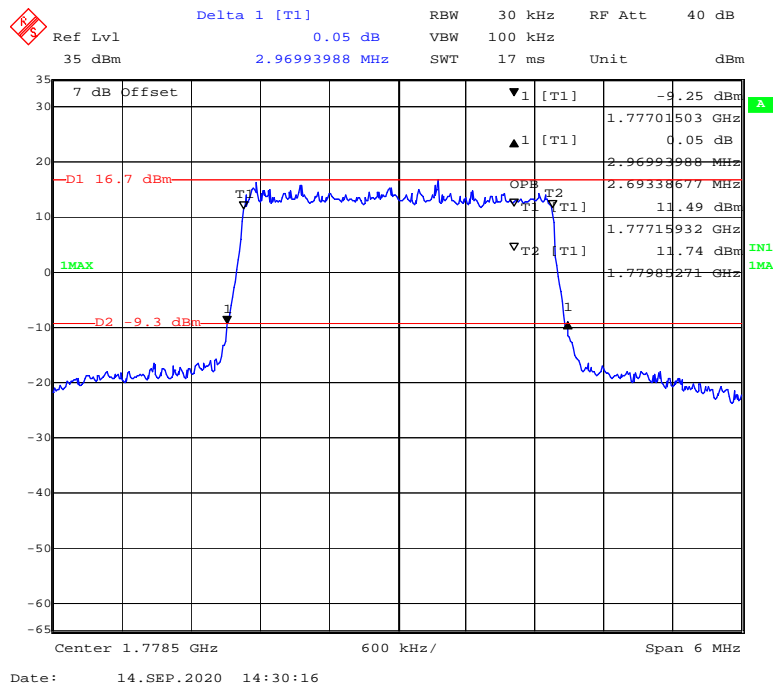
QPSK (20 MHz) - 99% Occupied & 26 dB Emissions Bandwidth, High channel



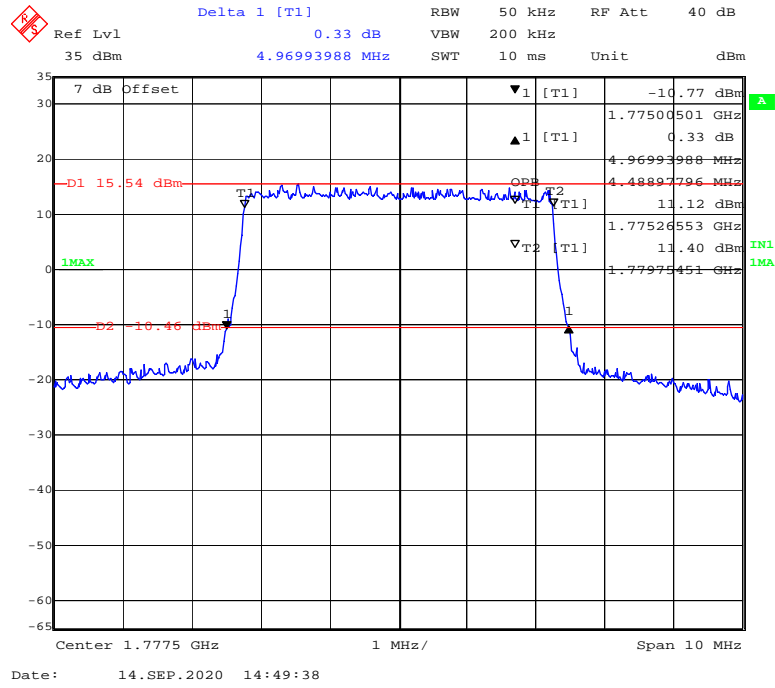
16-QAM (1.4 MHz) - 99% Occupied & 26 dB Emissions Bandwidth, High channel



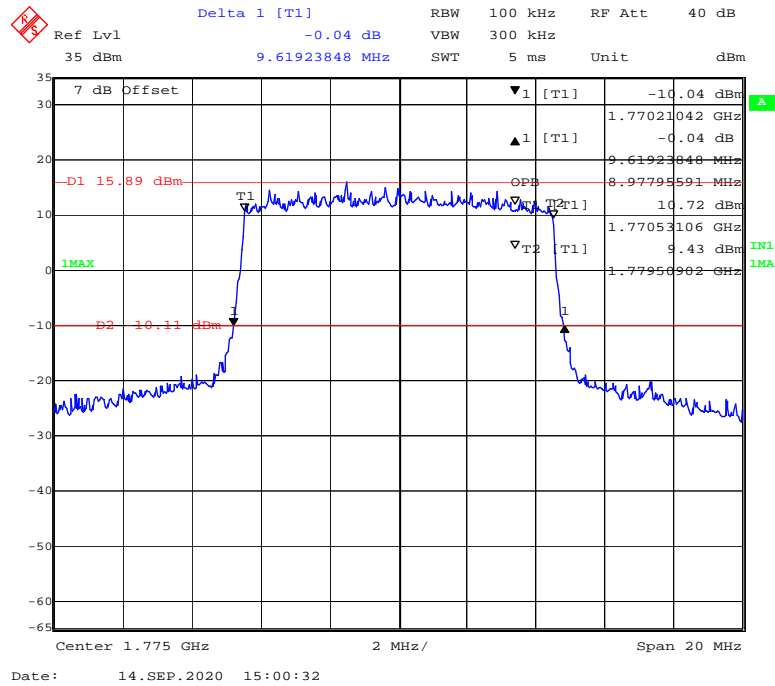
16-QAM (3 MHz) - 99% Occupied & 26 dB Emissions Bandwidth, High channel



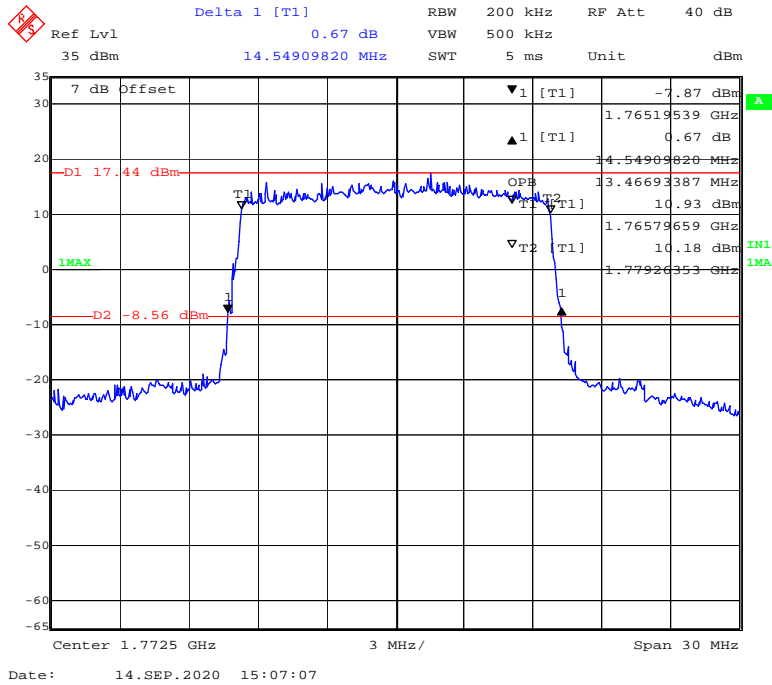
16-QAM (5 MHz) - 99% Occupied & 26 dB Emissions Bandwidth, High channel



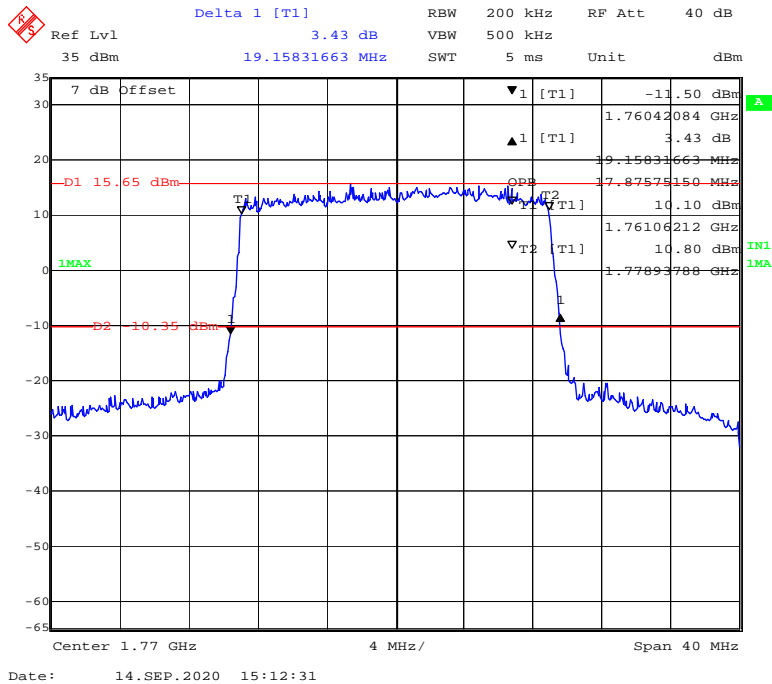
16-QAM (10 MHz) - 99% Occupied & 26 dB Emissions Bandwidth, High channel



16-QAM (15 MHz) - 99% Occupied & 26 dB Emissions Bandwidth, High channel



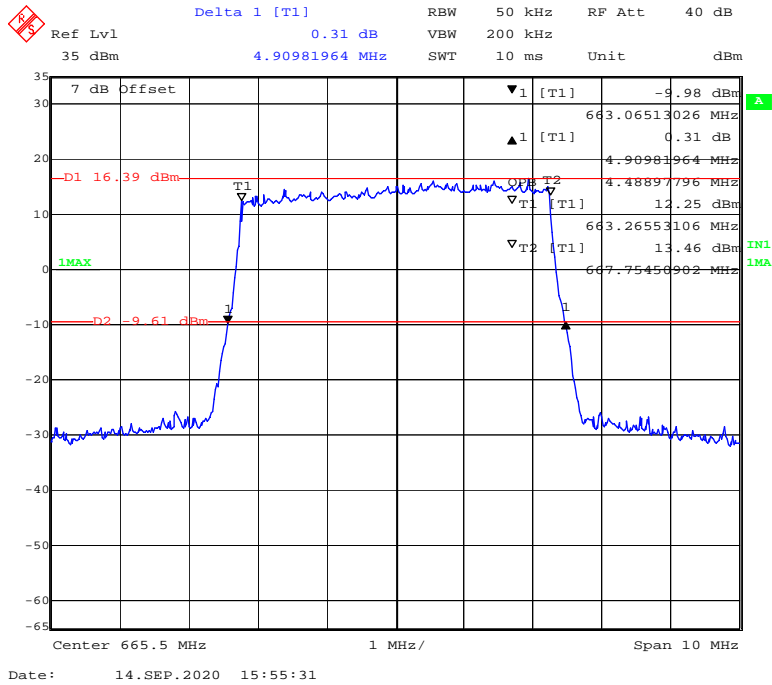
16-QAM (20 MHz) - 99% Occupied & 26 dB Emissions Bandwidth, High channel



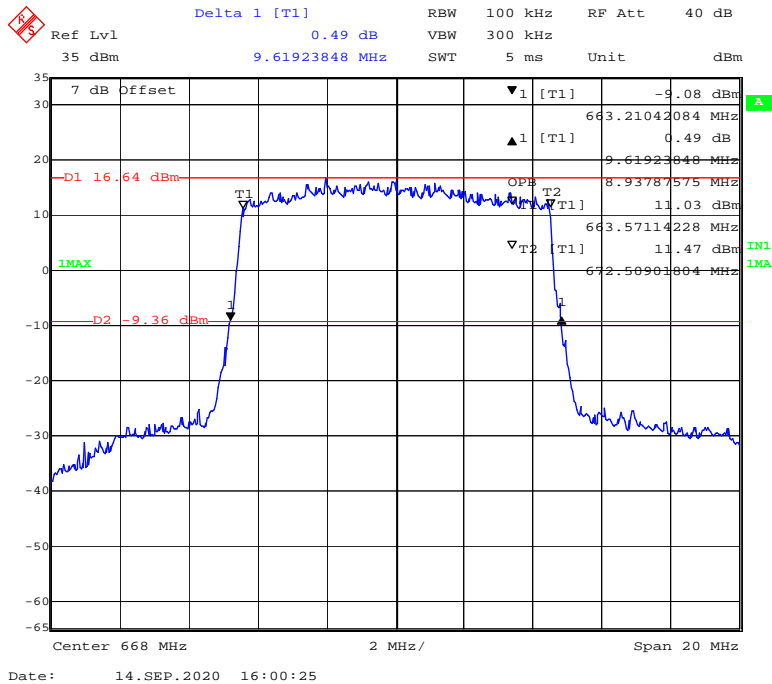
LTE Band 71:

Test Modulation	Test Bandwidth	26 dB Bandwidth MHz			99% Occupied Bandwidth MHz		
		Low Channel	Middle Channel	High Channel	Low Channel	Middle Channel	High Channel
QPSK	5M	4.91	4.97	4.93	4.49	4.51	4.49
	10M	9.62	9.74	9.82	8.94	8.94	8.98
	15M	14.55	14.61	14.67	13.47	13.41	13.53
	20M	19.32	19.00	19.08	17.96	17.86	17.80
16-QAM	5M	4.87	4.97	4.89	4.49	4.49	4.49
	10M	9.54	9.82	9.74	8.90	8.94	8.98
	15M	14.61	14.67	14.67	13.47	13.41	13.53
	20M	19.32	19.08	19.16	17.88	17.88	17.88

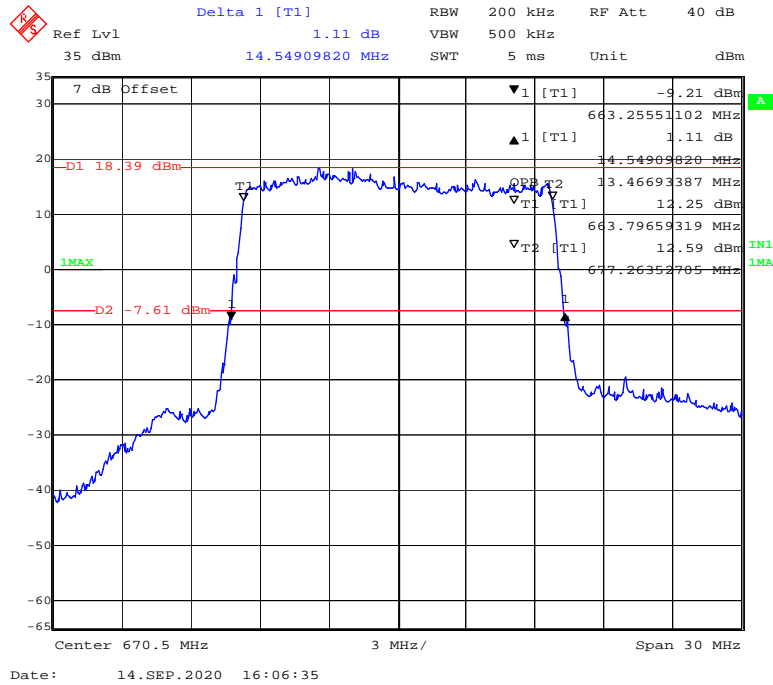
QPSK (5 MHz) - 99% Occupied & 26 dB Emissions Bandwidth, Low channel



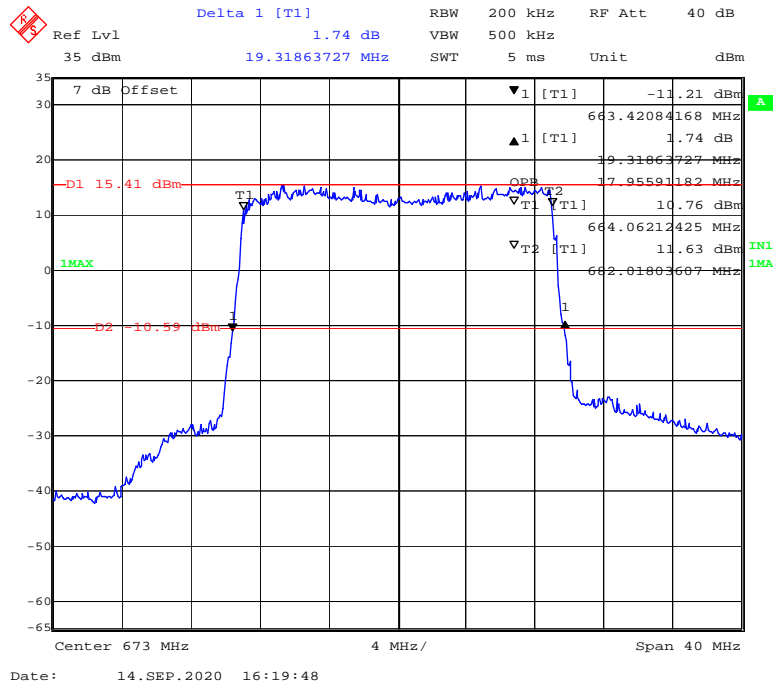
QPSK (10MHz) - 99% Occupied & 26 dB Emissions Bandwidth, Low channel



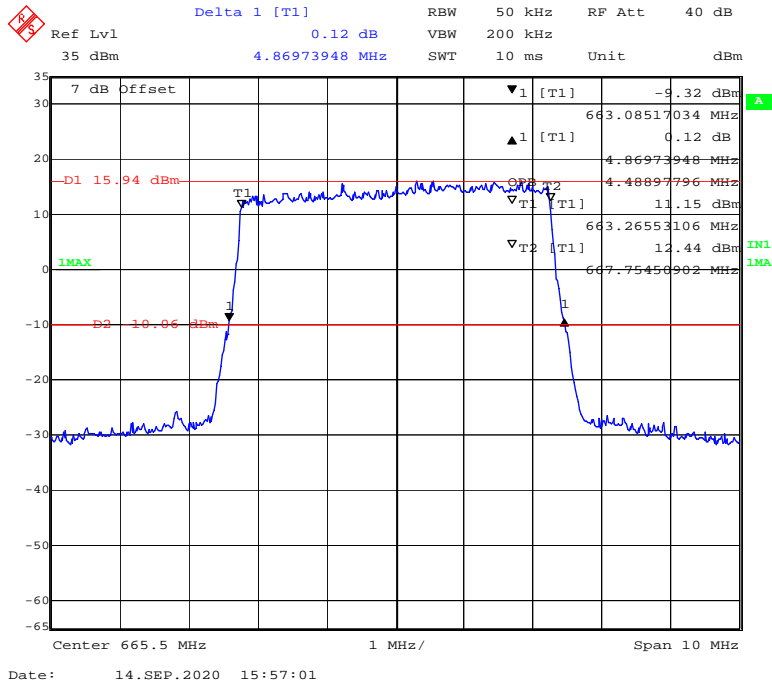
QPSK (15 MHz) - 99% Occupied & 26 dB Emissions Bandwidth, Low channel



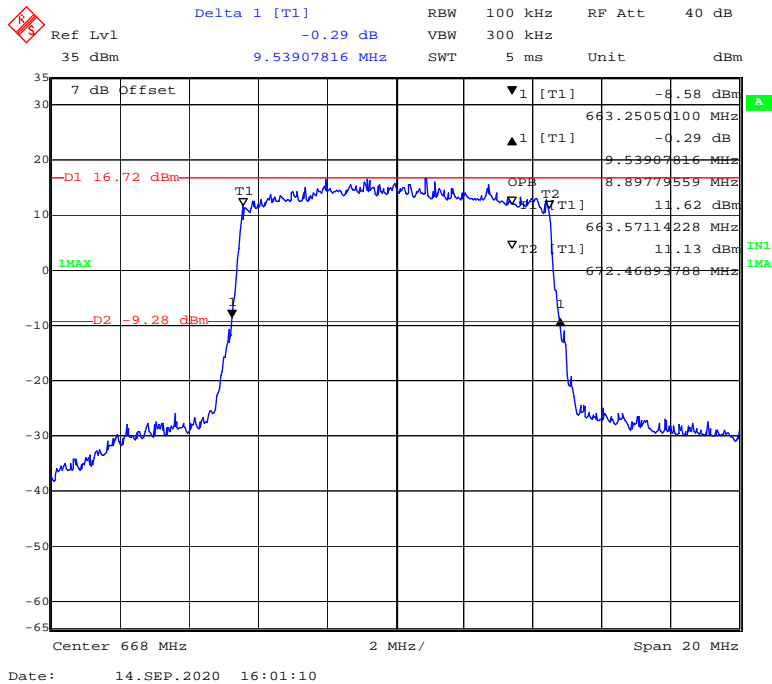
QPSK (20 MHz) - 99% Occupied & 26 dB Emissions Bandwidth, Low channel



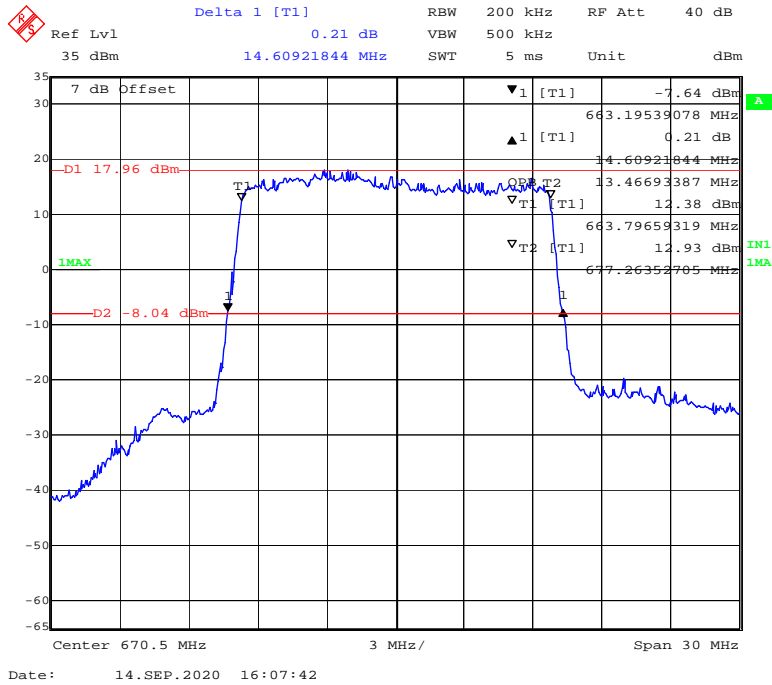
16-QAM (5 MHz) - 99% Occupied & 26 dB Emissions Bandwidth, Low channel



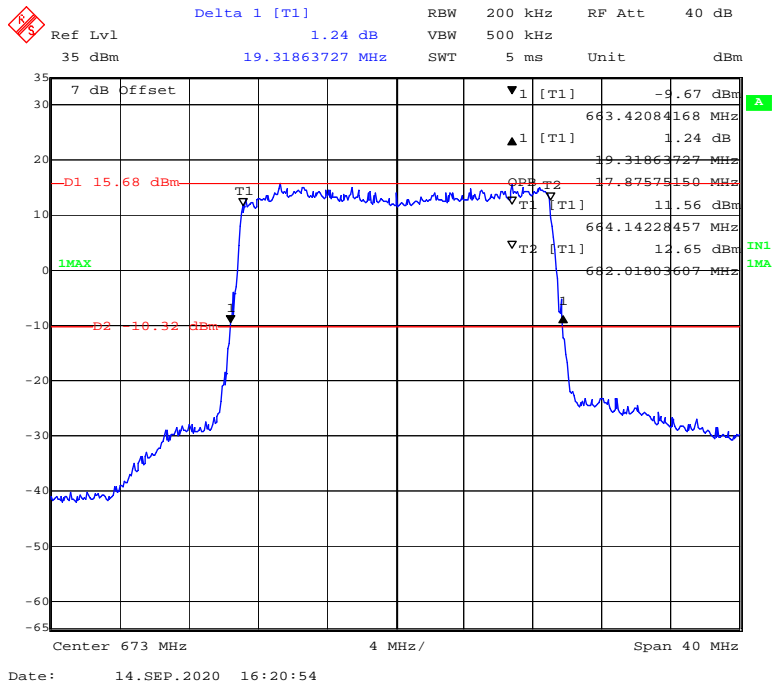
16-QAM (10 MHz) - 99% Occupied & 26 dB Emissions Bandwidth, Low channel



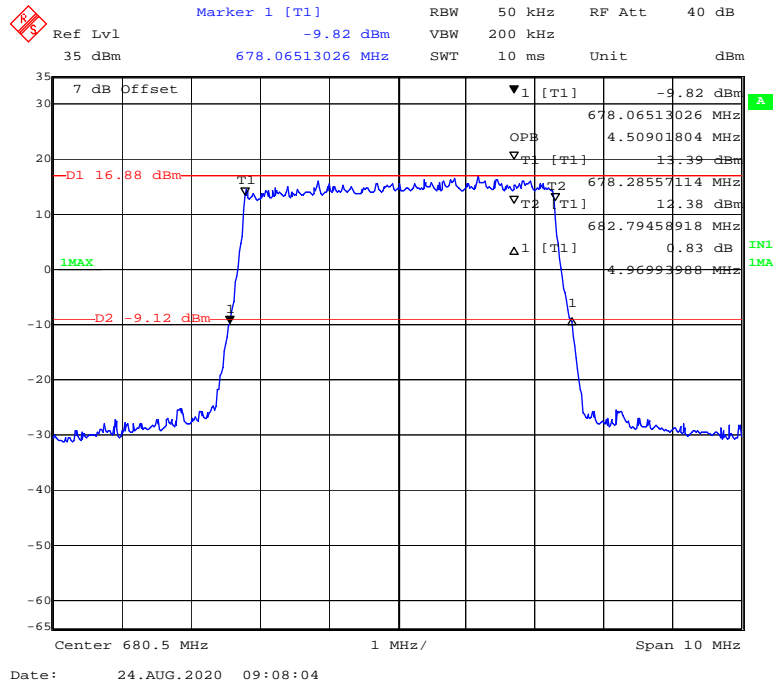
16-QAM (15 MHz) - 99% Occupied & 26 dB Emissions Bandwidth, Low channel



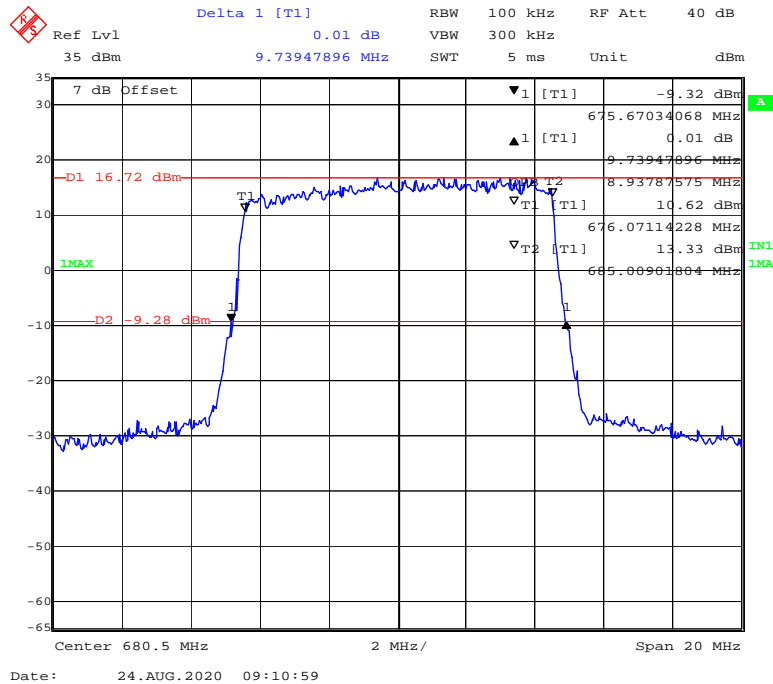
16-QAM (20 MHz) - 99% Occupied & 26 dB Emissions Bandwidth, Low channel



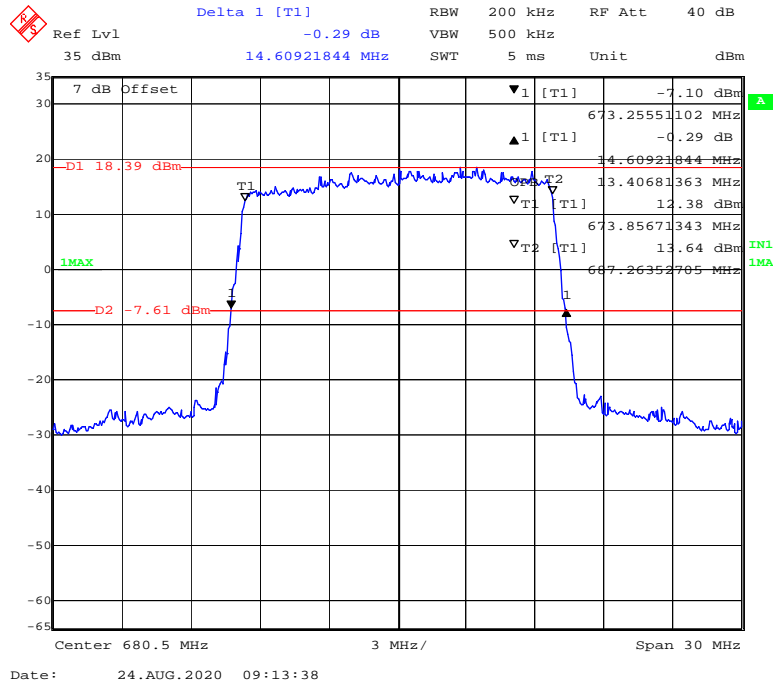
QPSK (5 MHz) - 99% Occupied & 26 dB Emissions Bandwidth, Middle channel



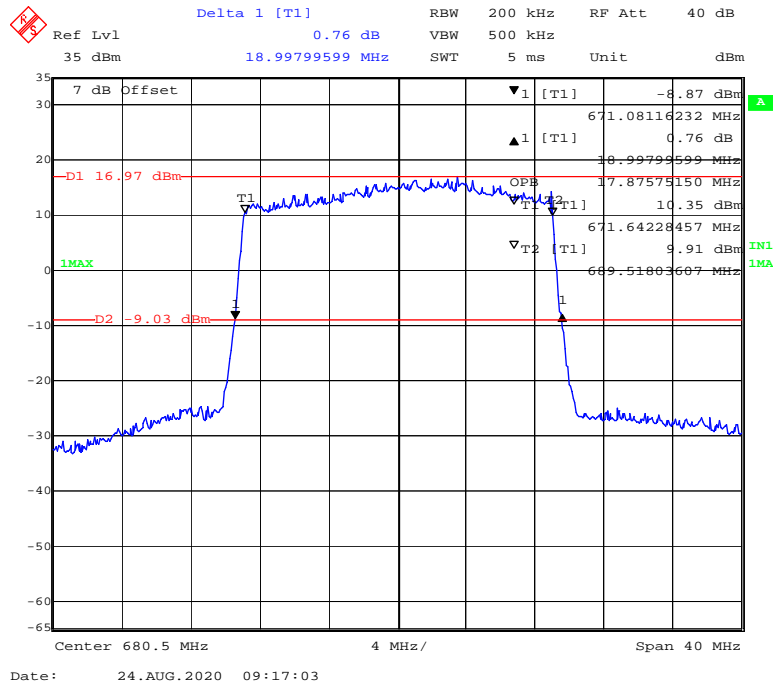
QPSK (10MHz) - 99% Occupied & 26 dB Emissions Bandwidth, Middle channel



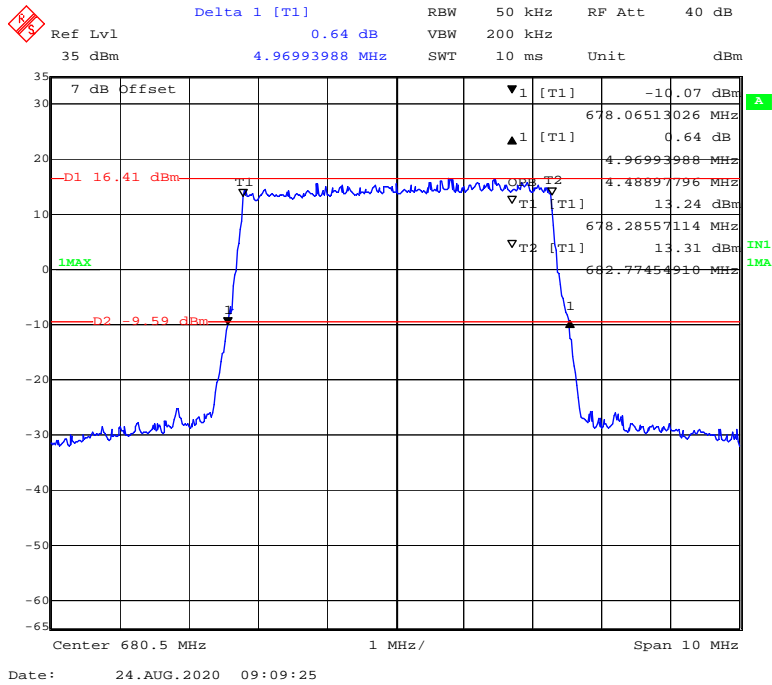
QPSK (15 MHz) - 99% Occupied & 26 dB Emissions Bandwidth, Middle channel



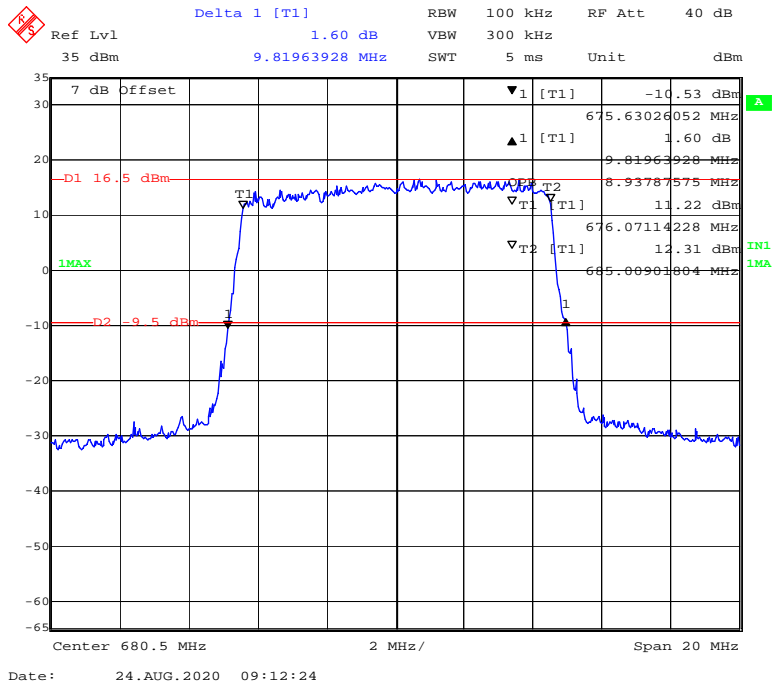
QPSK (20 MHz) - 99% Occupied & 26 dB Emissions Bandwidth, Middle channel



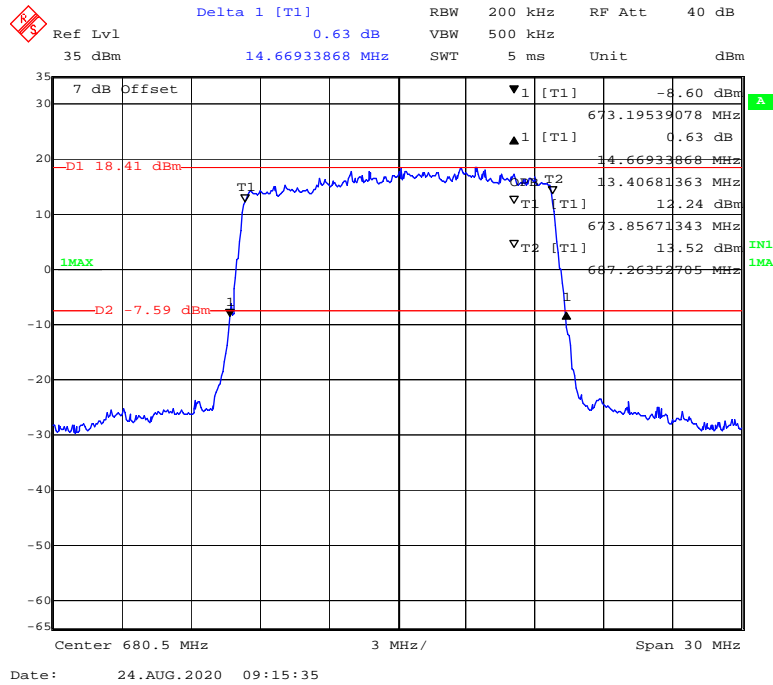
16-QAM (5 MHz) - 99% Occupied & 26 dB Emissions Bandwidth, Middle channel



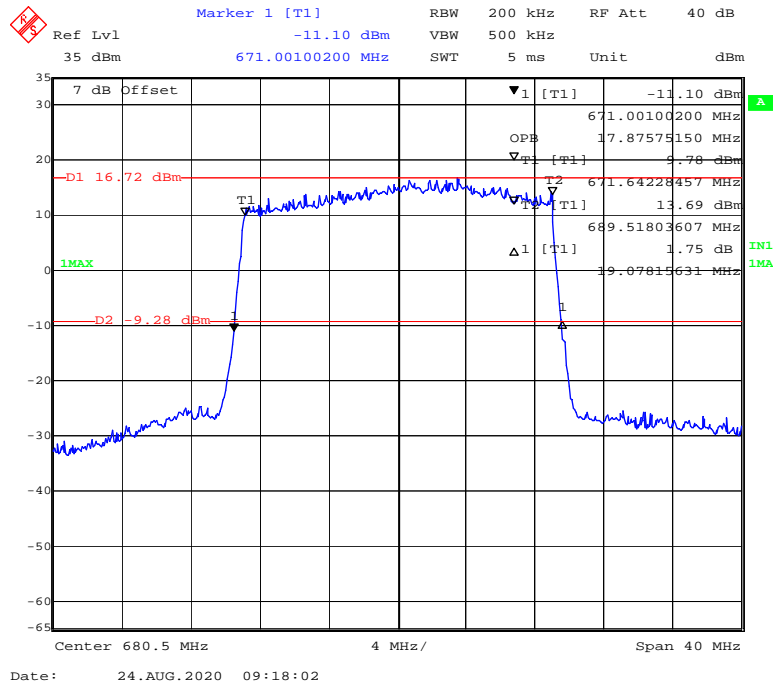
16-QAM (10 MHz) - 99% Occupied & 26 dB Emissions Bandwidth, Middle channel



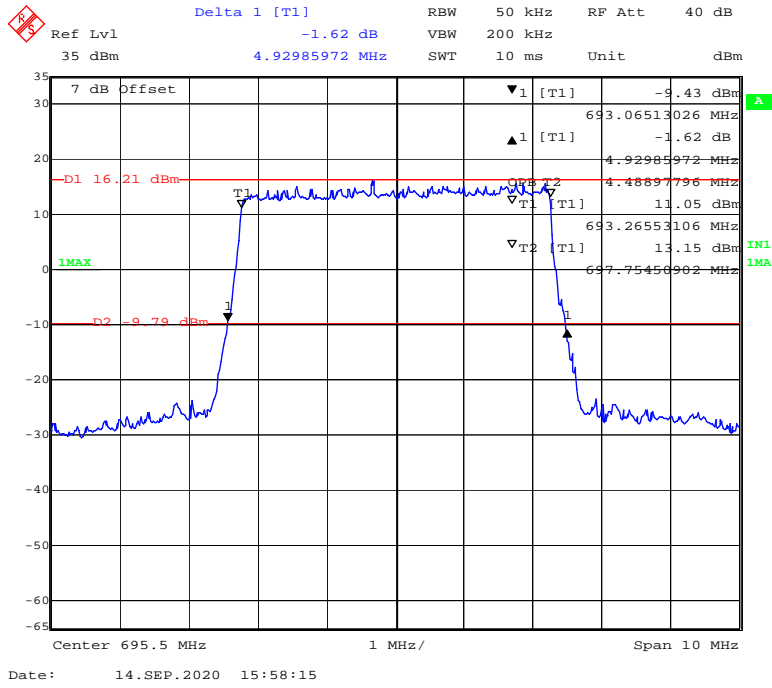
16-QAM (15 MHz) - 99% Occupied & 26 dB Emissions Bandwidth, Middle channel



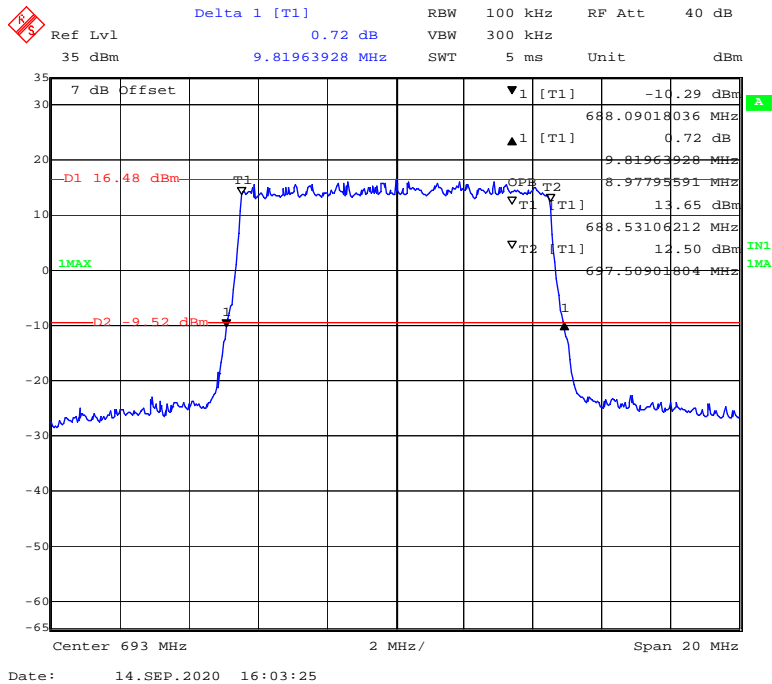
16-QAM (20 MHz) - 99% Occupied & 26 dB Emissions Bandwidth, Middle channel



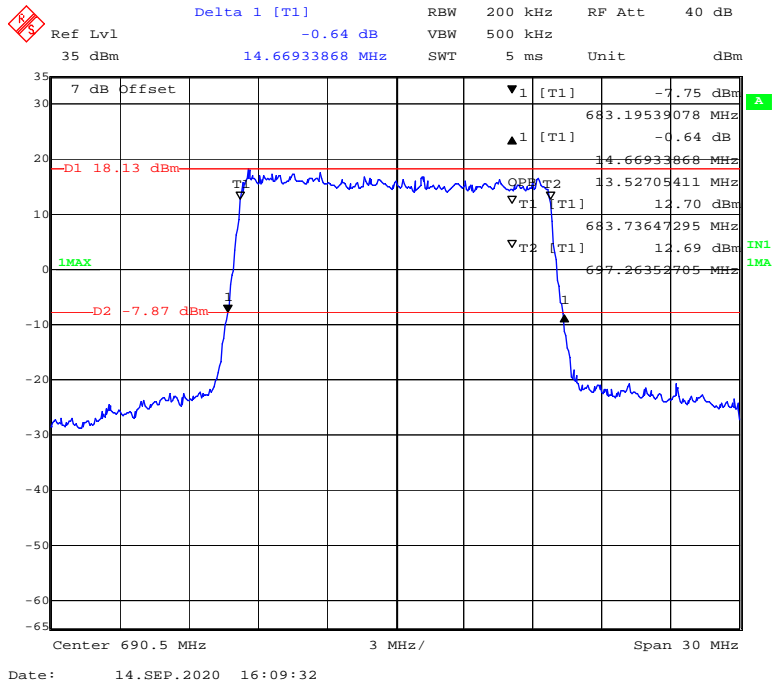
QPSK (5 MHz) - 99% Occupied & 26 dB Emissions Bandwidth, High channel



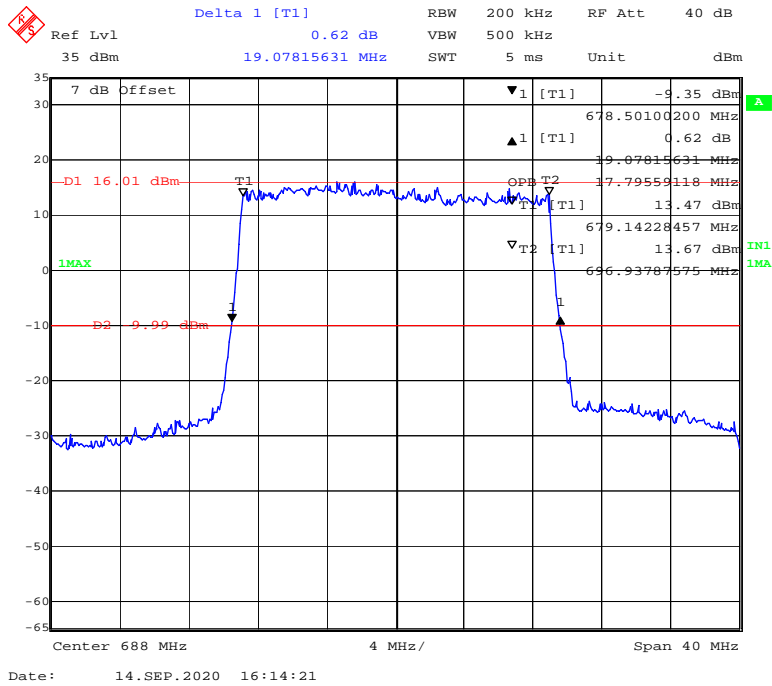
QPSK (10MHz) - 99% Occupied & 26 dB Emissions Bandwidth, High channel



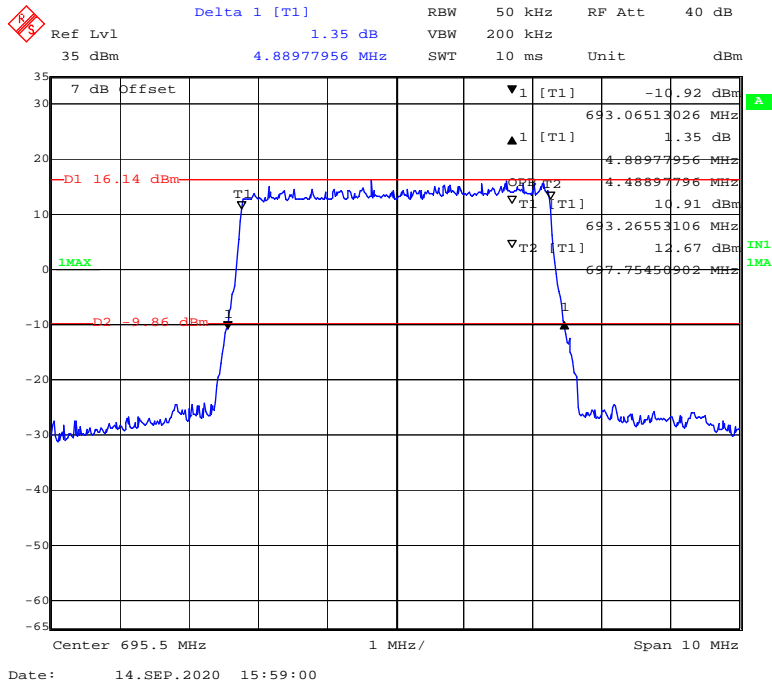
QPSK (15 MHz) - 99% Occupied & 26 dB Emissions Bandwidth, High channel



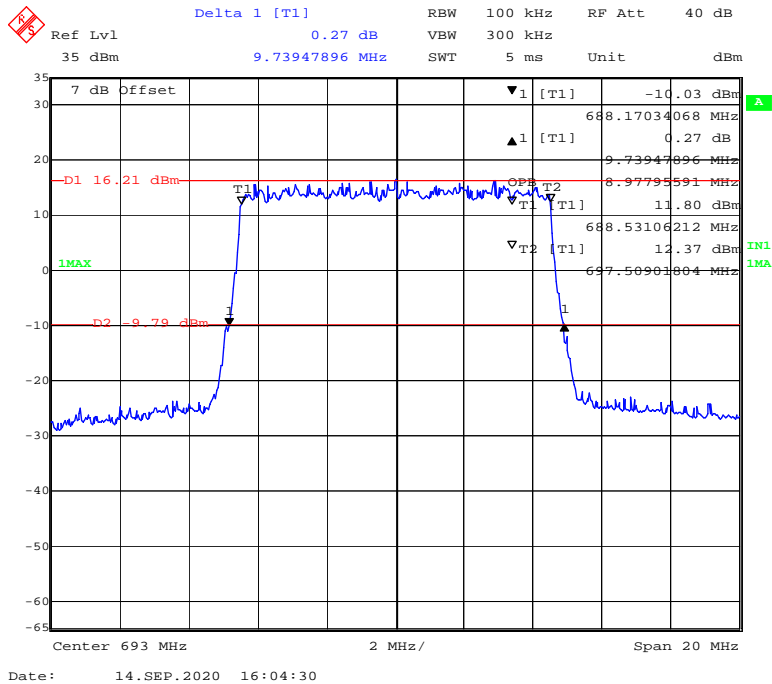
QPSK (20 MHz) - 99% Occupied & 26 dB Emissions Bandwidth, High channel



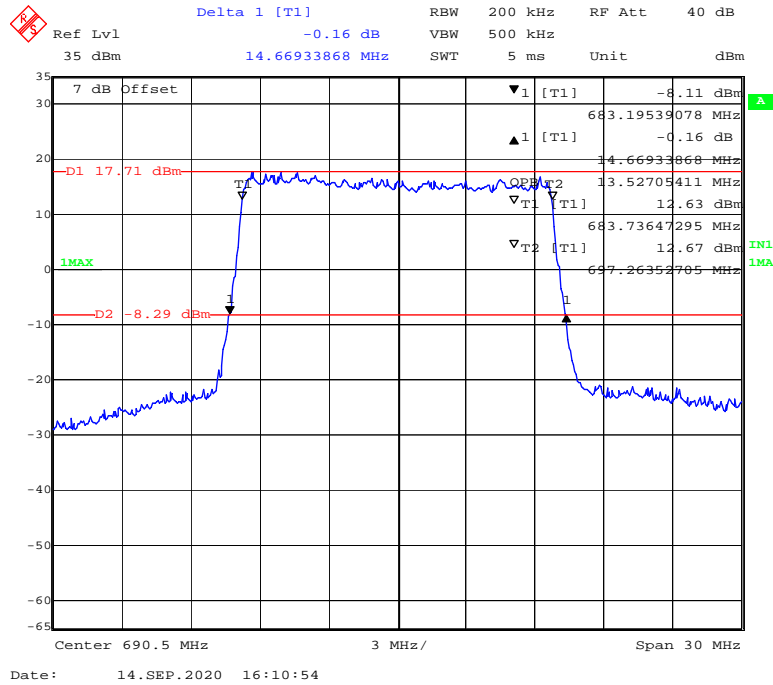
16-QAM (5 MHz) - 99% Occupied & 26 dB Emissions Bandwidth, High channel



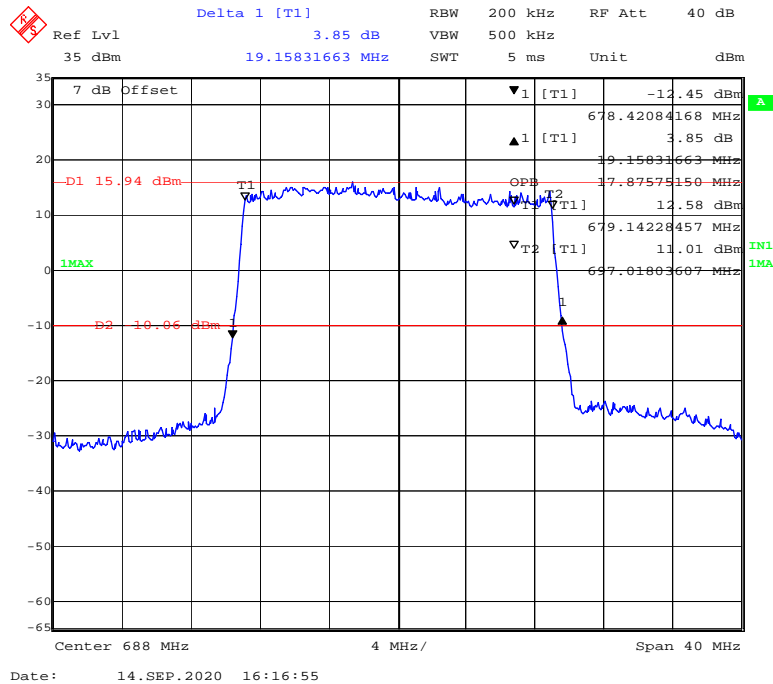
16-QAM (10 MHz) - 99% Occupied & 26 dB Emissions Bandwidth, High channel



16-QAM (15 MHz) - 99% Occupied & 26 dB Emissions Bandwidth, High channel



16-QAM (20 MHz) - 99% Occupied & 26 dB Emissions Bandwidth, High channel



FCC § 2.1051; § 22.917 (a); § 24.238 (a); §27.53(c) (f) (h) (g), § 90.543 - SPURIOUS EMISSIONS AT ANTENNA TERMINALS

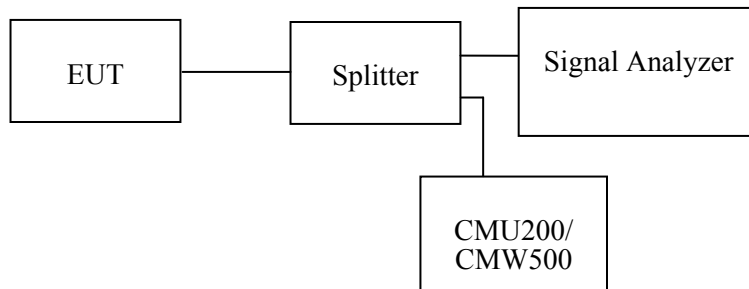
Applicable Standards

FCC §2.1051, §22.917(a), §24.238(a), § 90.543 and §27.53(c) (f) (h) (g).

The spectrum was to be investigated to the tenth harmonics of the highest fundamental frequency as specified in § 2.1051.

Test Procedure

The RF output of the transceiver was connected to a spectrum analyzer and simulator through appropriate attenuation. The resolution bandwidth of the spectrum analyzer was set at 100 kHz for below 1GHz & 1MHz for above 1GHz. sufficient scans were taken to show any out of band emissions up to 10th harmonic.



Test Data

Environmental Conditions

Temperature:	23.2°C-23.5°C
Relative Humidity:	51 %-23%
ATM Pressure:	101.1kPa-103.3kPa

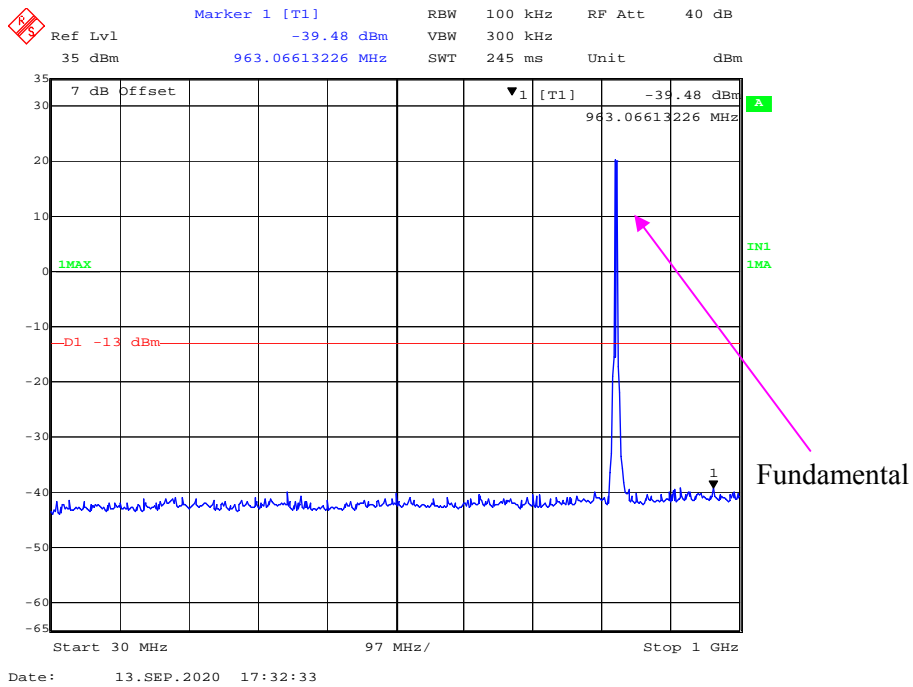
The testing was performed by CK Huang from 2020-08-23 to 2020-09-26.

EUT operation mode: Transmitting

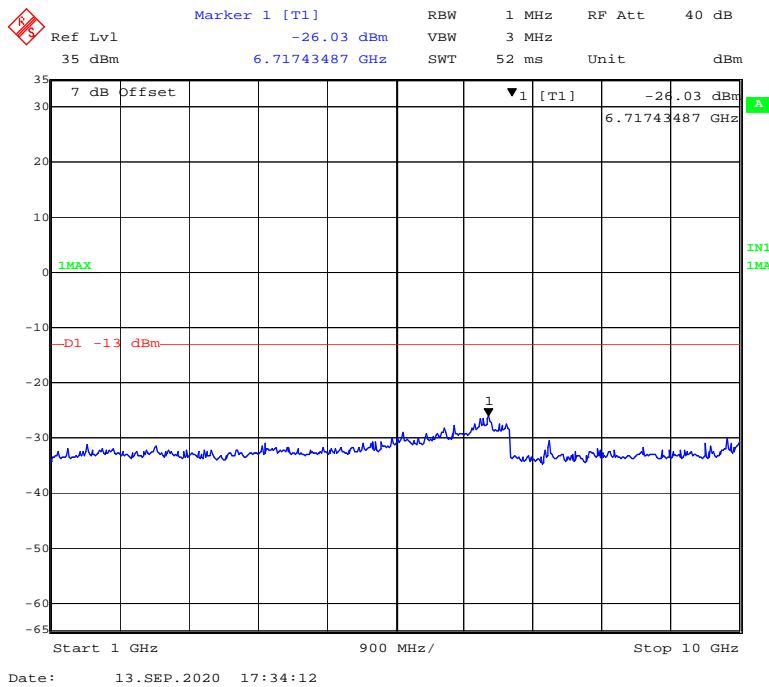
Test Result: Compliance.

WCDMA Band V:

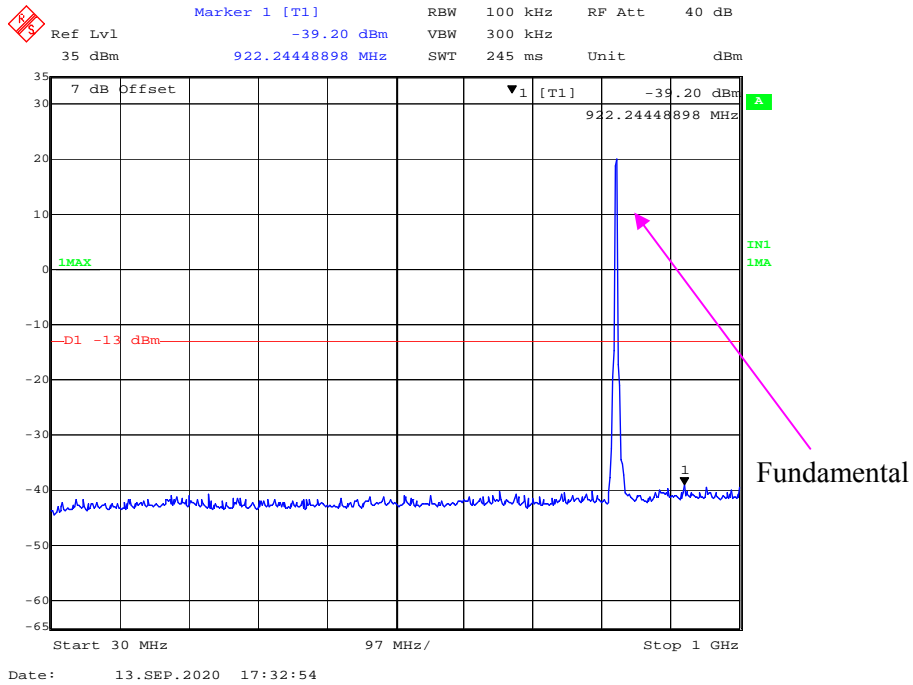
30 MHz – 1GHz WCDMA (Rel 99) Mode, Low channel



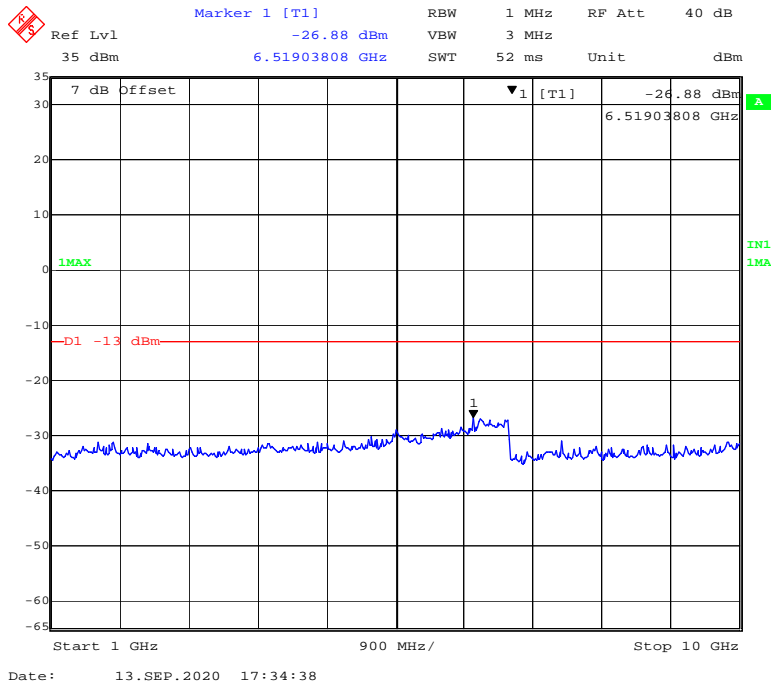
1 GHz – 10 GHz WCDMA (Rel 99) Mode, Low channel



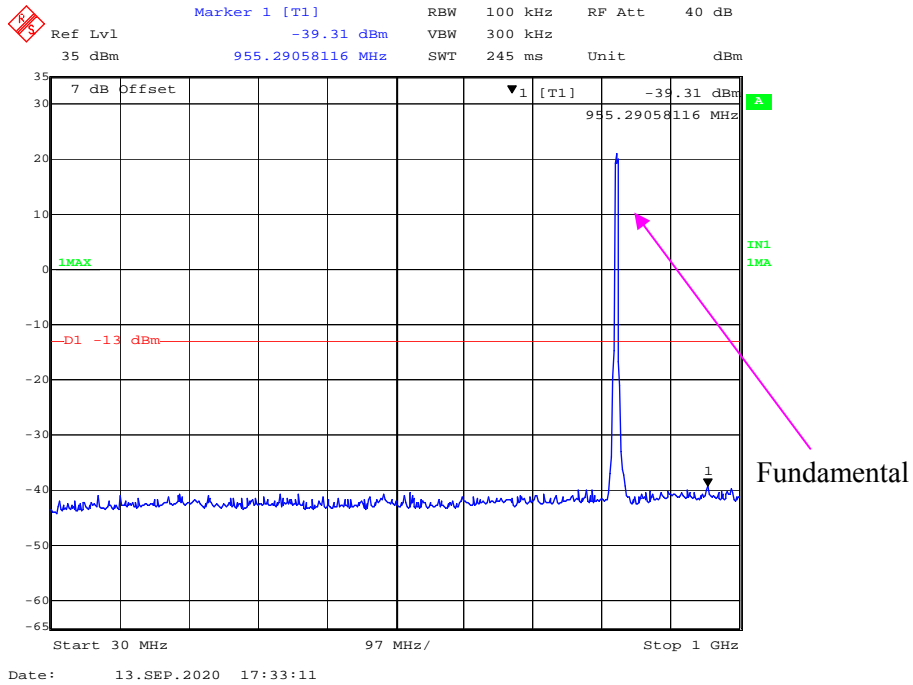
30 MHz – 1GHz WCDMA (HSDPA) Mode, Low channel



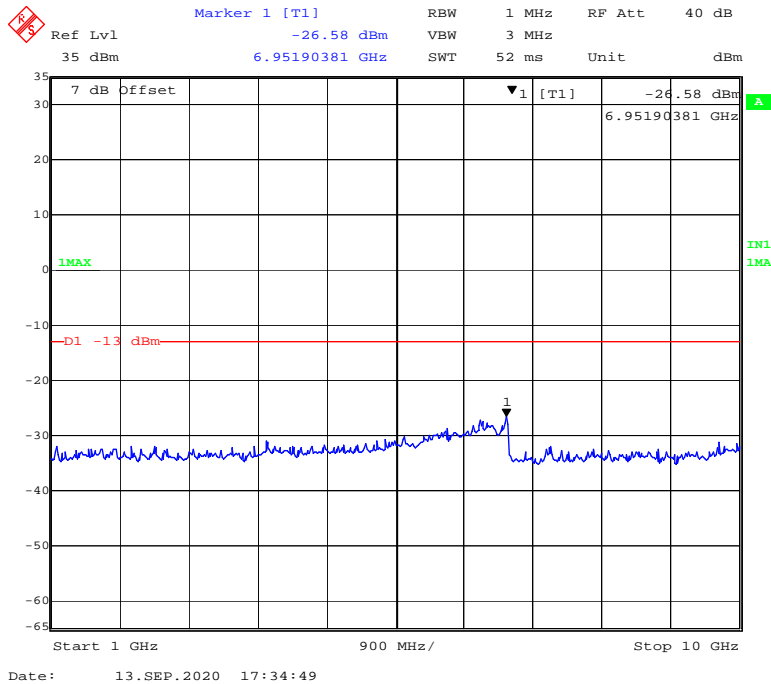
1 GHz – 10 GHz WCDMA (HSDPA) Mode, Low channel



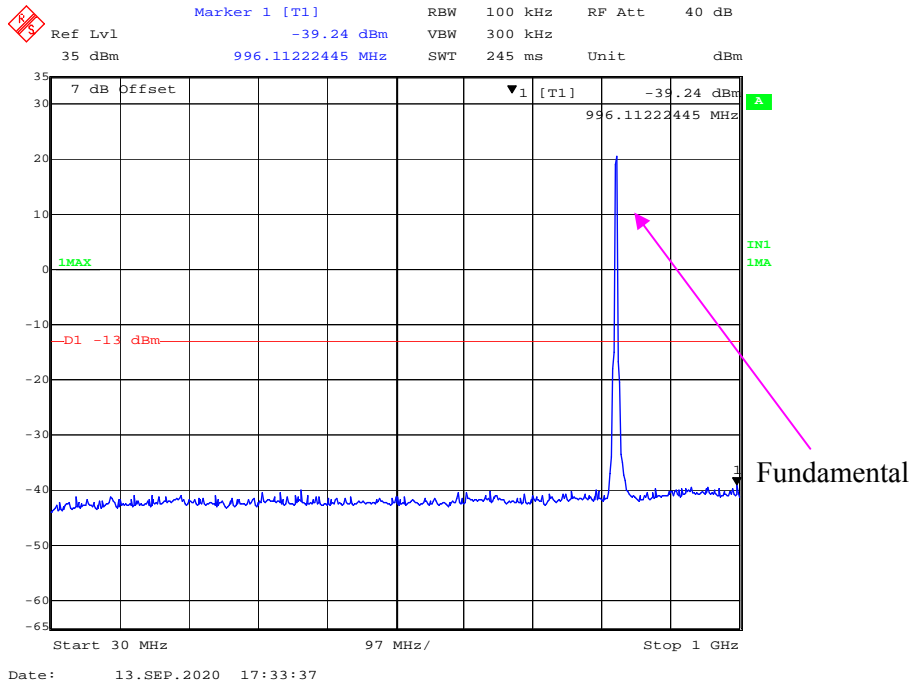
30 MHz – 1GHz WCDMA (HSUPA) Mode, Low channel



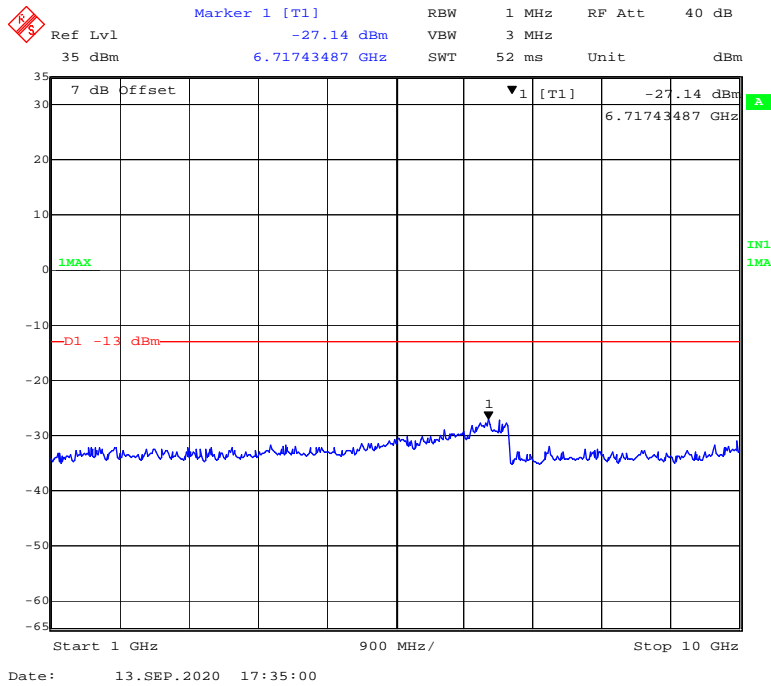
1 GHz – 10 GHz WCDMA (HSUPA) Mode, Low channel



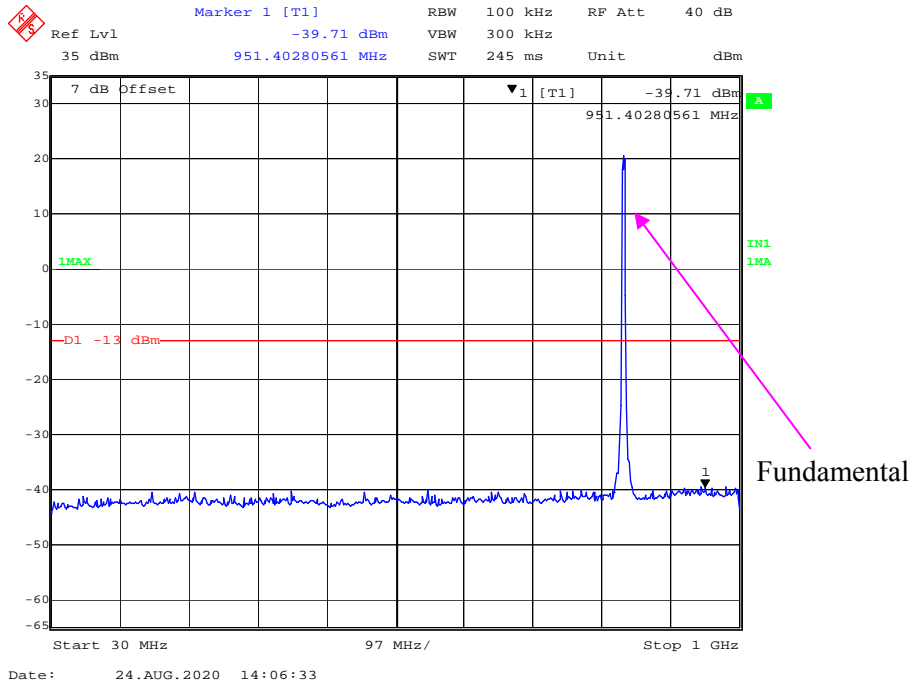
30 MHz – 1GHz WCDMA (HSPA+) Mode, Low channel



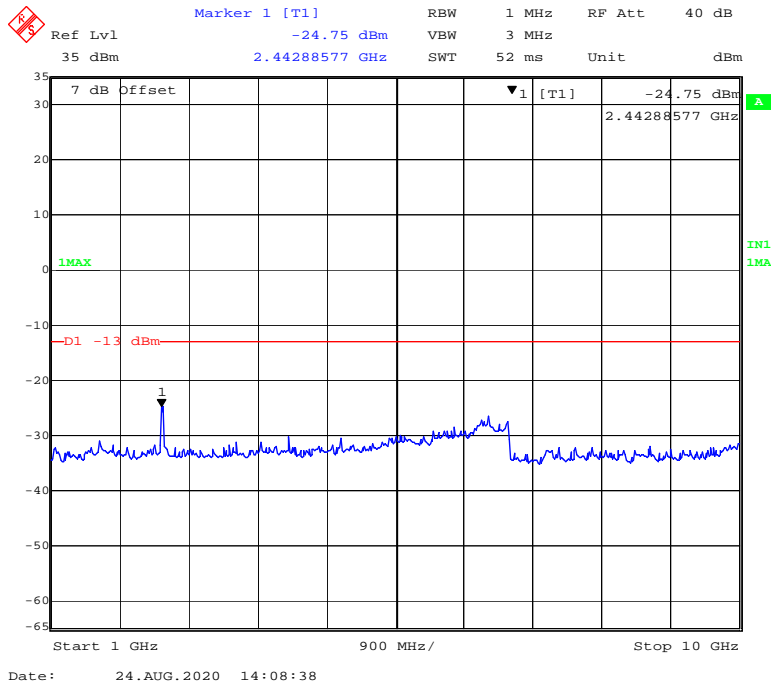
1 GHz – 10 GHz WCDMA (HSPA+) Mode, Low channel



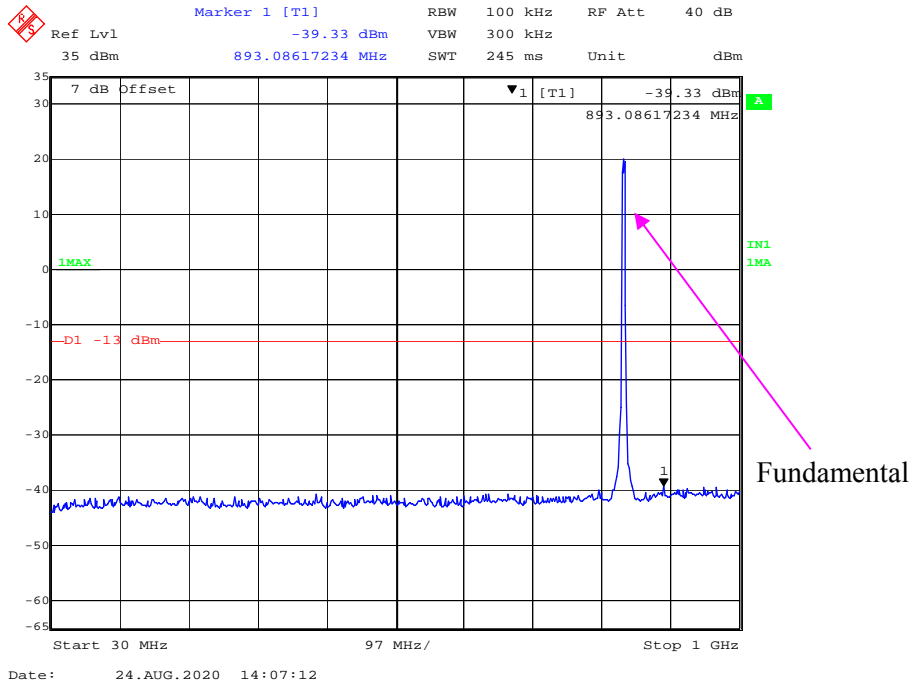
30 MHz – 1GHz WCDMA (Rel 99) Mode, Middle channel



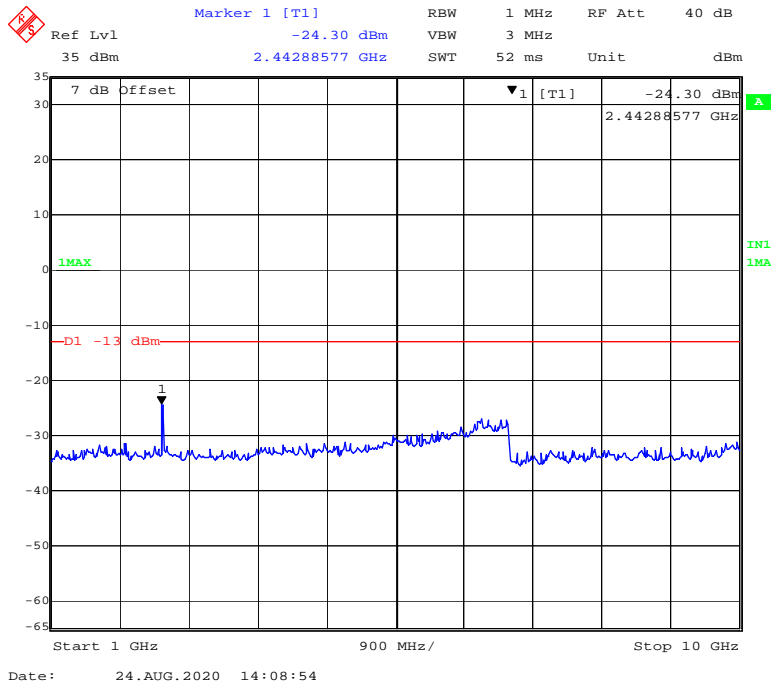
1 GHz – 10 GHz WCDMA (Rel 99) Mode, Middle channel



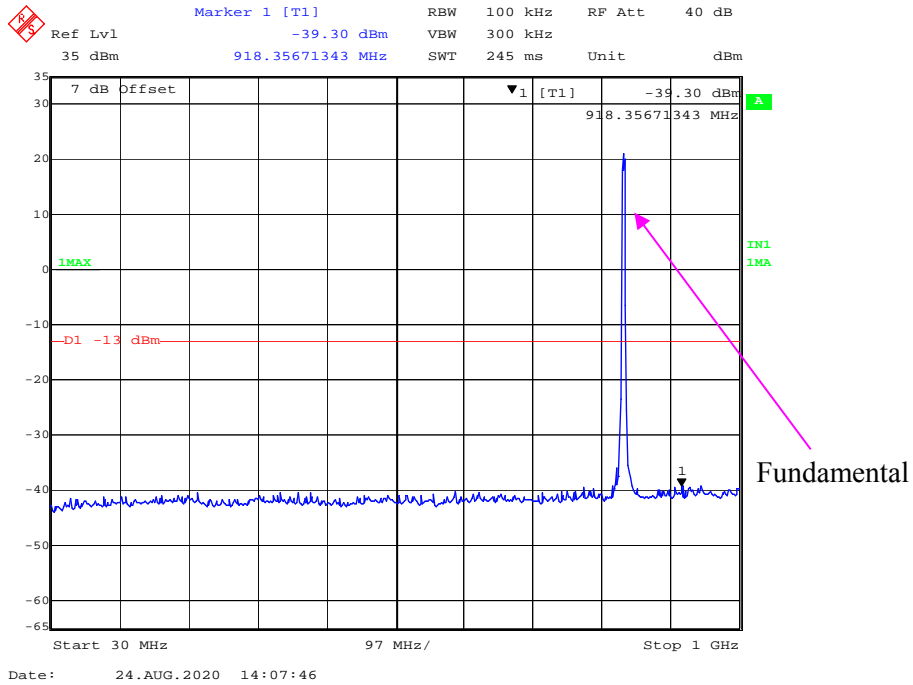
30 MHz – 1GHz WCDMA (HSDPA) Mode, Middle channel



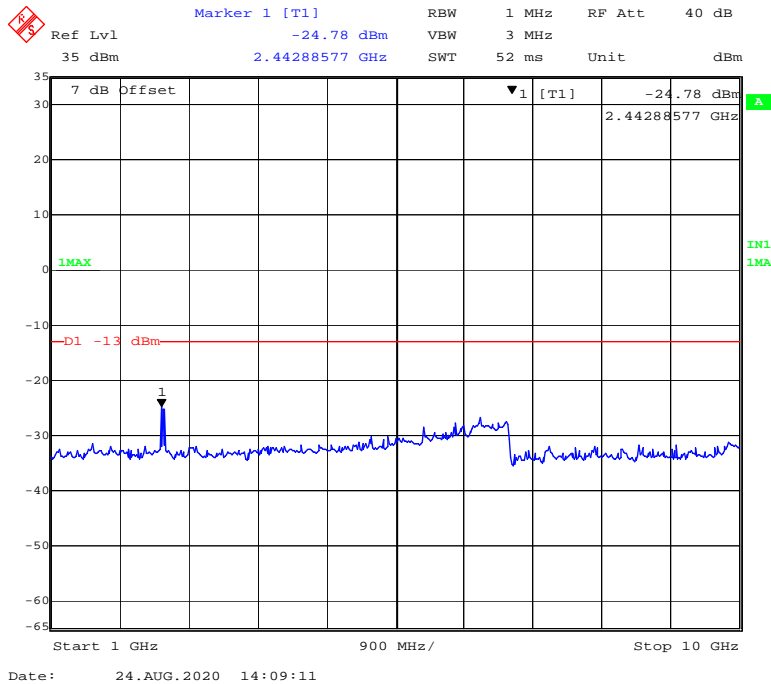
1 GHz – 10 GHz WCDMA (HSDPA) Mode, Middle channel



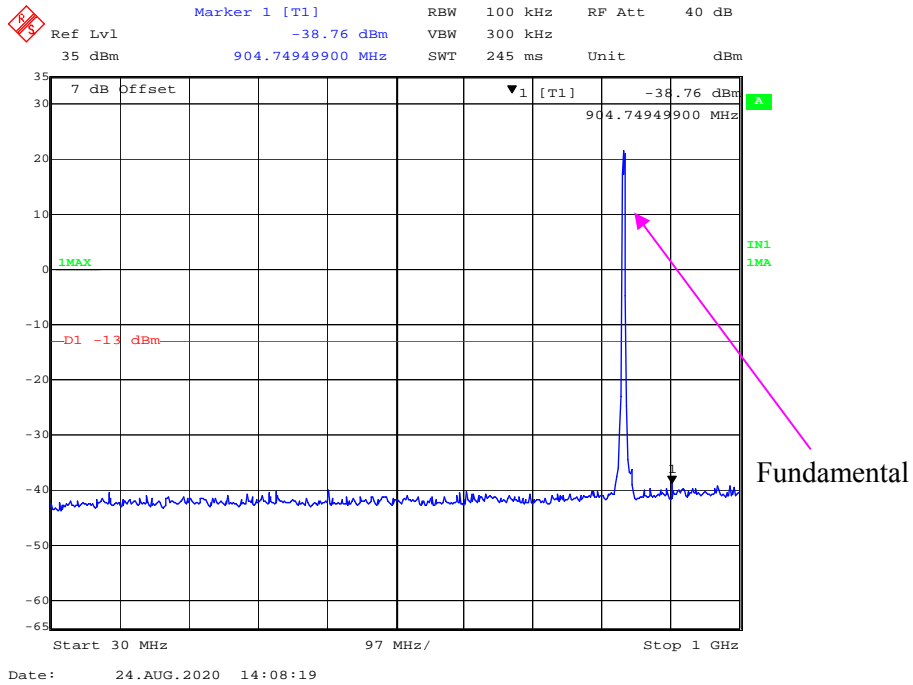
30 MHz – 1GHz WCDMA (HSUPA) Mode, Middle channel



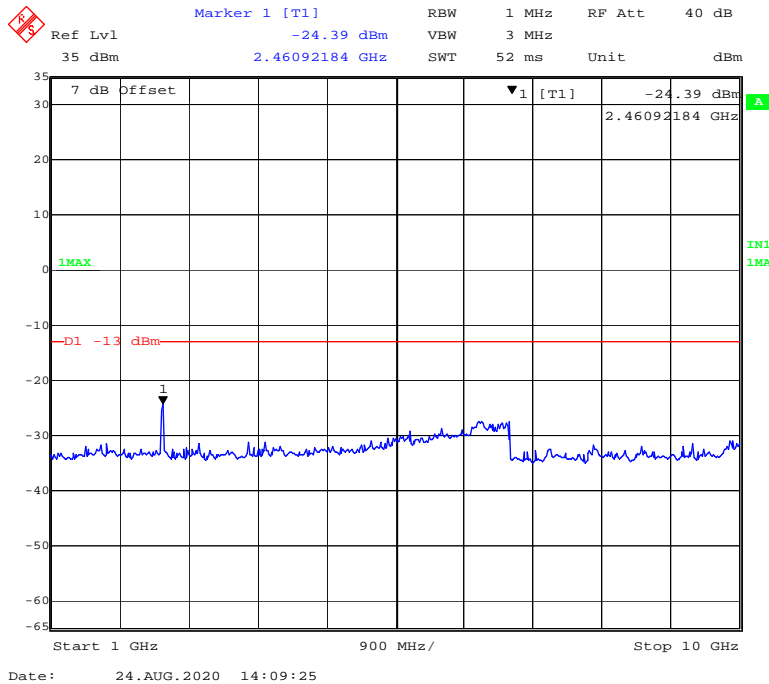
1 GHz – 10 GHz WCDMA (HSUPA) Mode, Middle channel



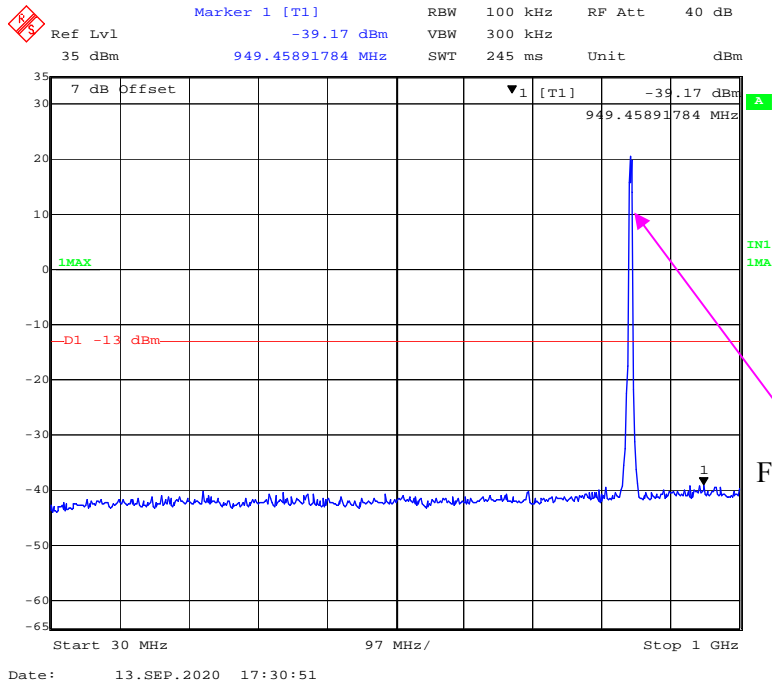
30 MHz – 1GHz WCDMA (HSPA+) Mode, Middle channel



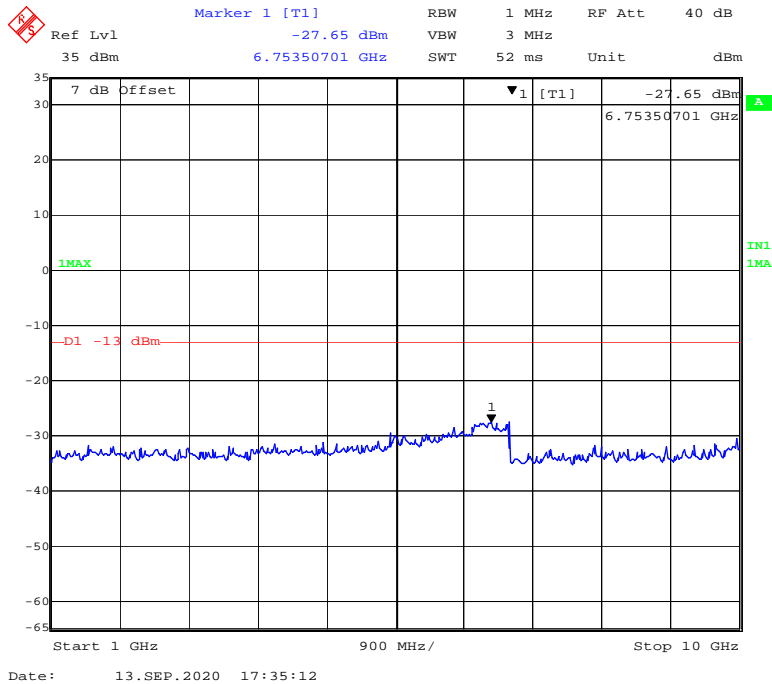
1 GHz – 10 GHz WCDMA (HSPA+) Mode, Middle channel



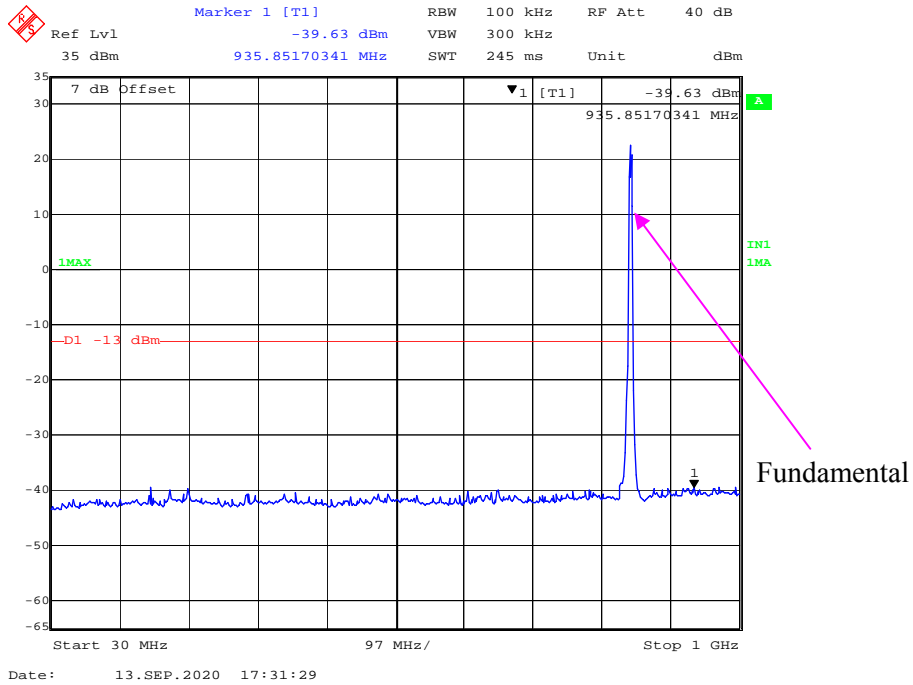
30 MHz – 1GHz WCDMA (Rel 99) Mode, High channel



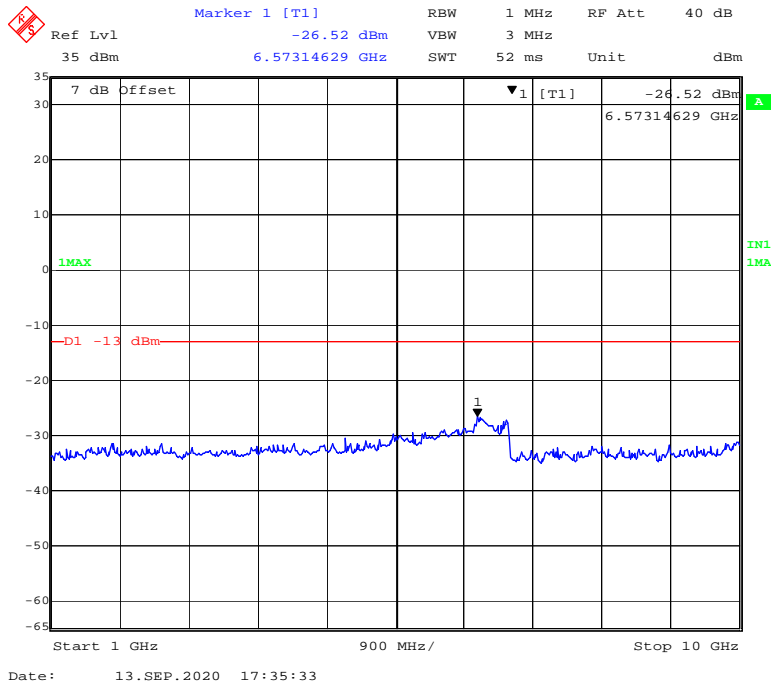
1 GHz – 10 GHz WCDMA (Rel 99) Mode, High channel



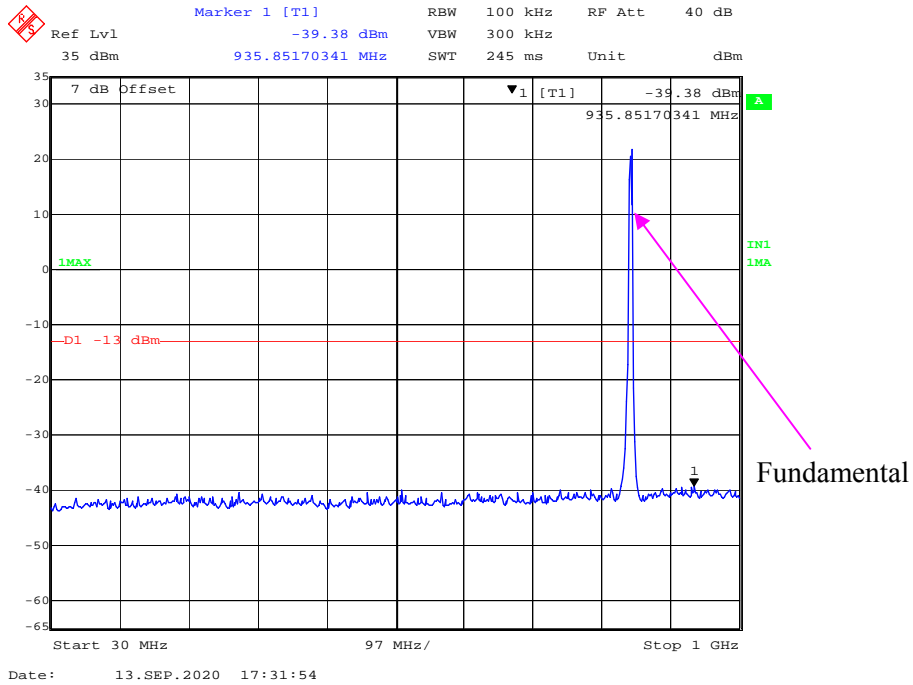
30 MHz – 1GHz WCDMA (HSDPA) Mode, High channel



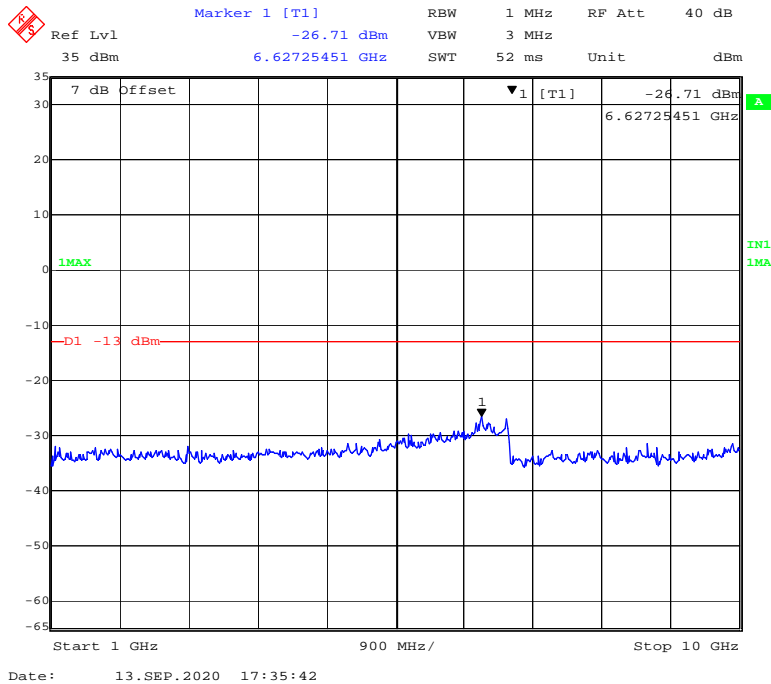
1 GHz – 10 GHz WCDMA (HSDPA) Mode, High channel



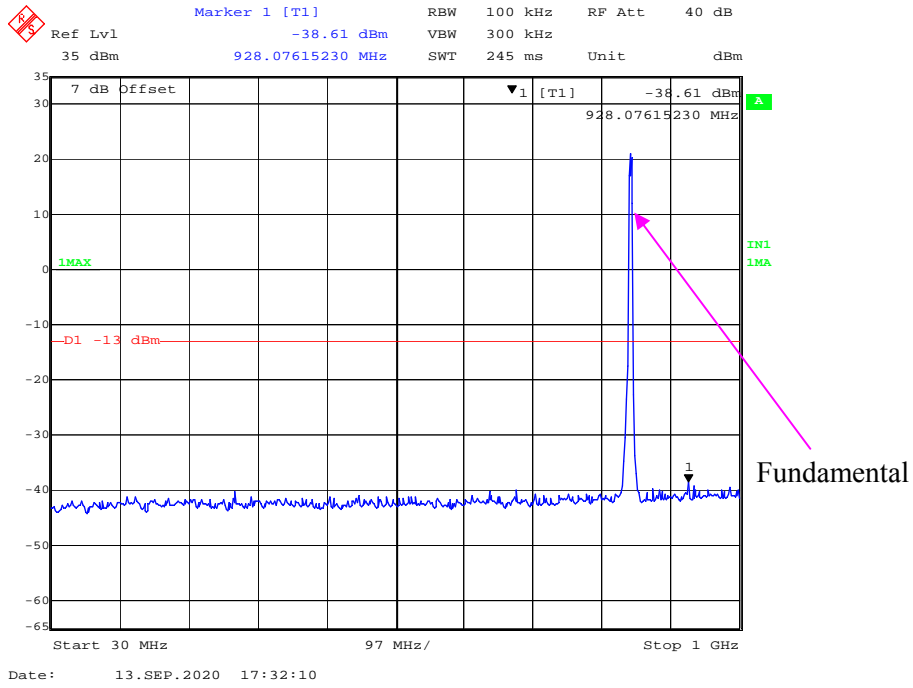
30 MHz – 1GHz WCDMA (HSUPA) Mode, High channel



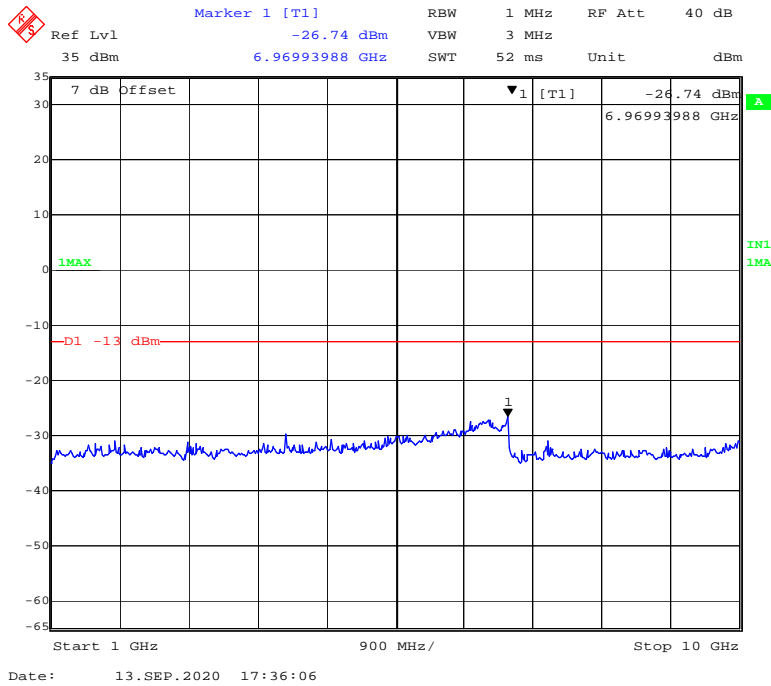
1 GHz – 10 GHz WCDMA (HSUPA) Mode, High channel



30 MHz – 1GHz WCDMA (HSPA+) Mode, High channel

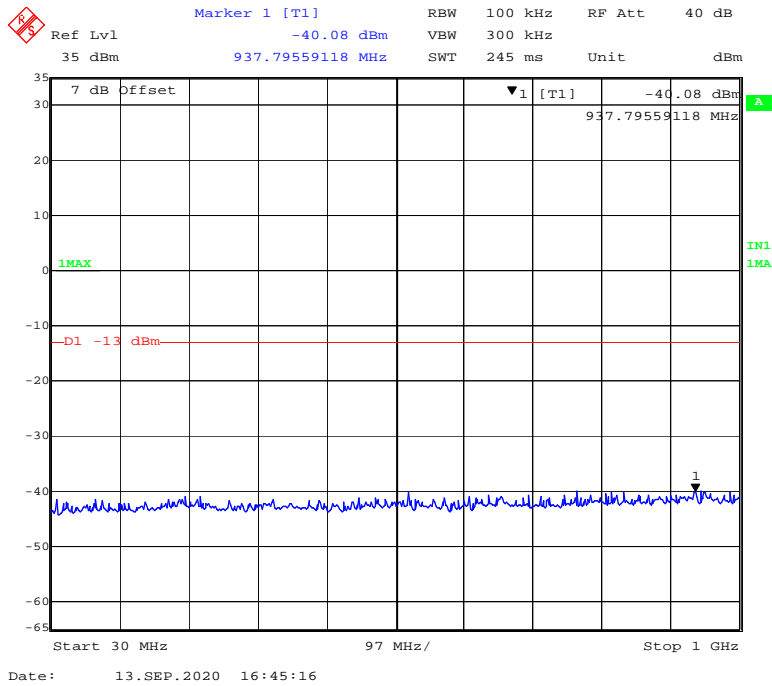


1 GHz – 10 GHz WCDMA (HSPA+) Mode, High channel

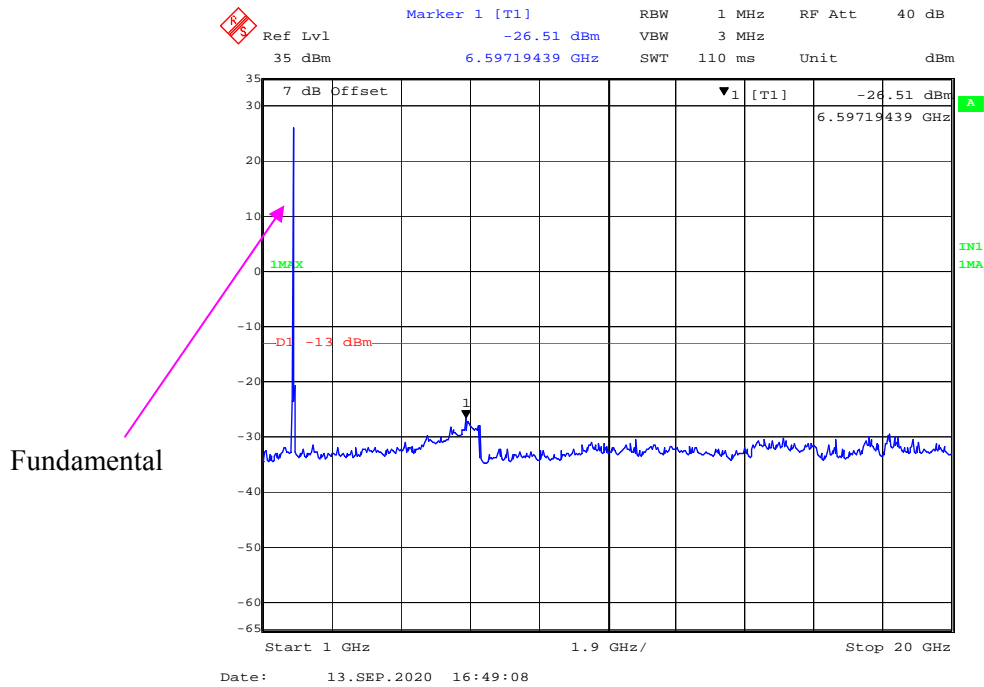


WCDMA Band II:

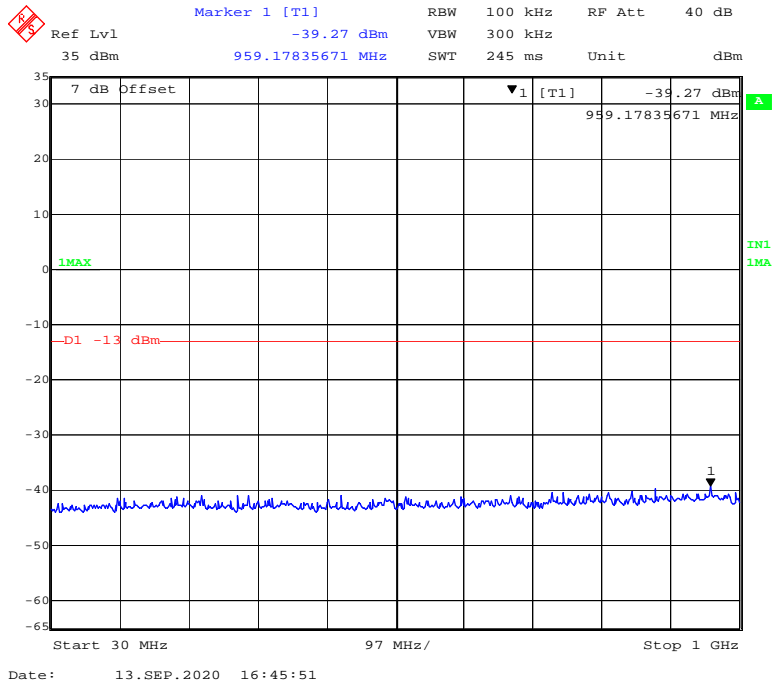
30 MHz – 1GHz WCDMA (Rel 99) Mode, Low channel



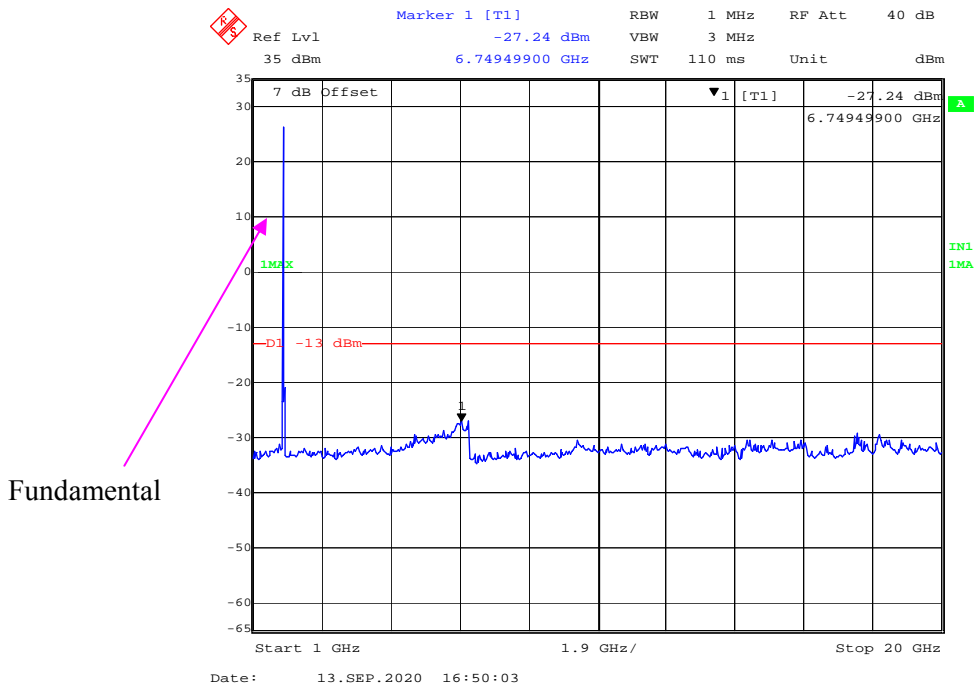
1 GHz – 20 GHz WCDMA (Rel 99) Mode, Low channel



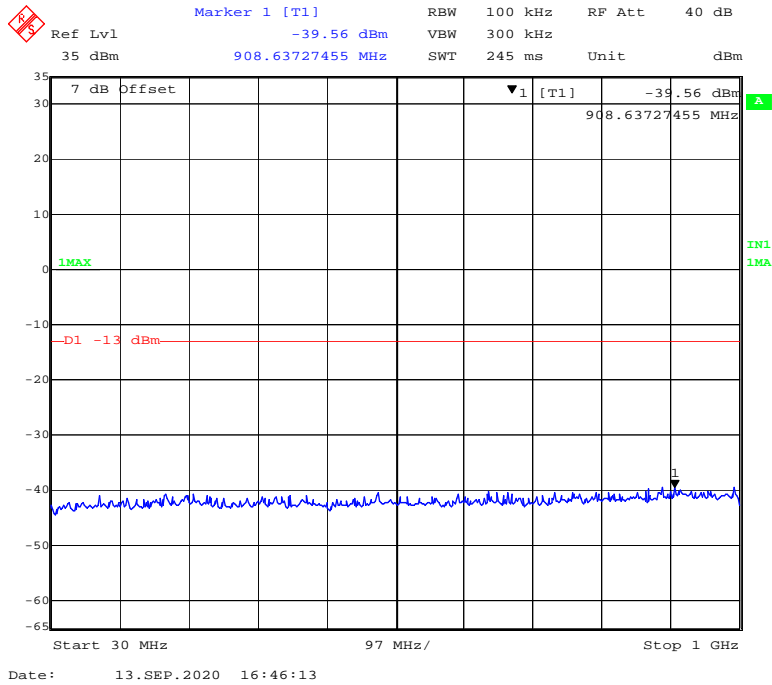
30 MHz – 1GHz WCDMA (HSUPA) Mode, Low channel



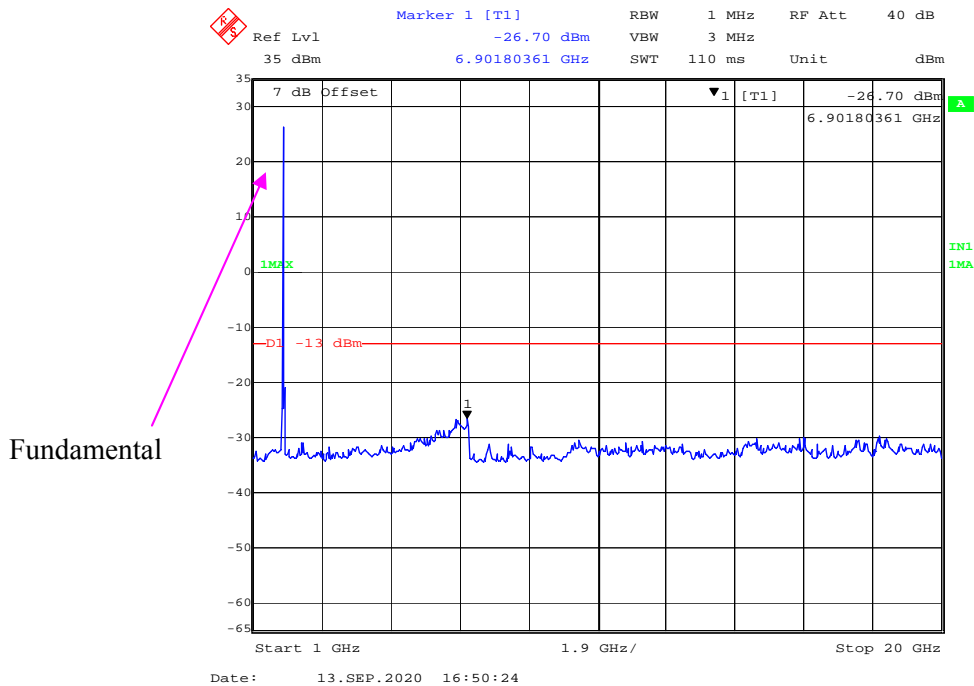
1 GHz – 20 GHz WCDMA (HSUPA) Mode, Low channel



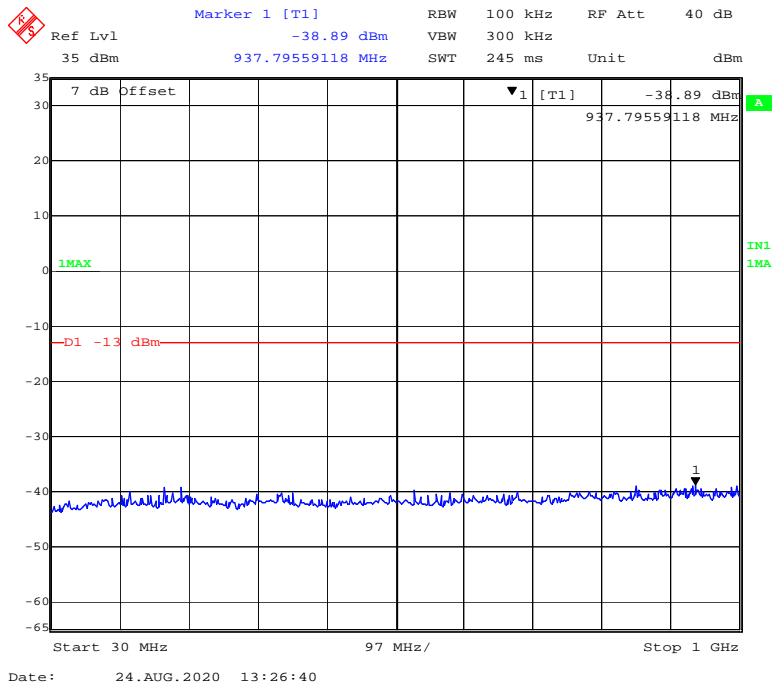
30 MHz – 1GHz WCDMA (HSPA+) Mode, Low channel



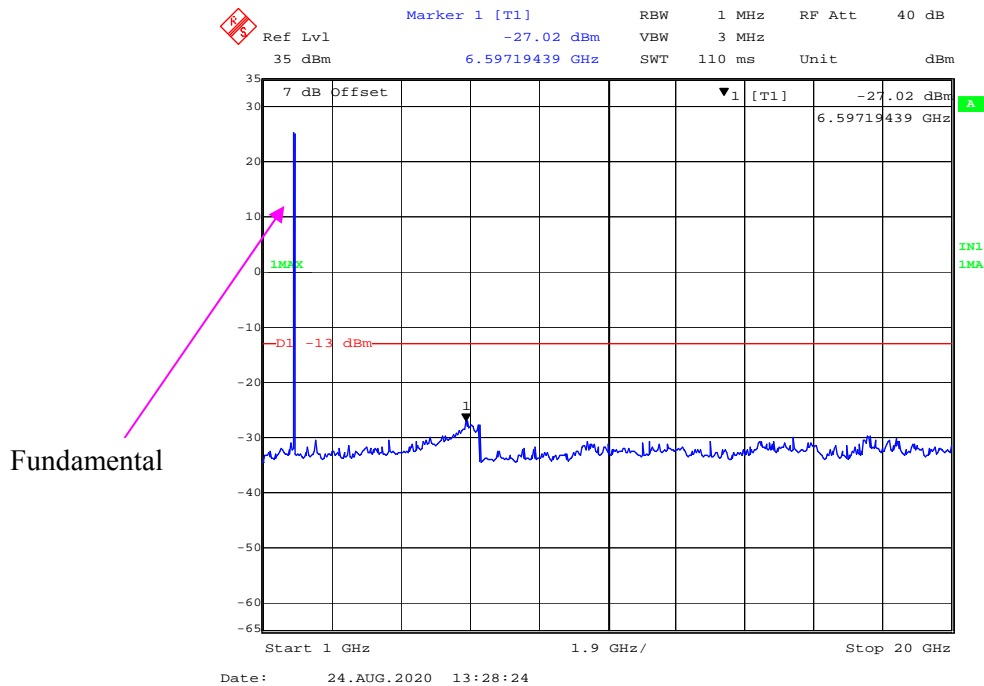
1 GHz – 20 GHz WCDMA (HSPA+) Mode, Low channel



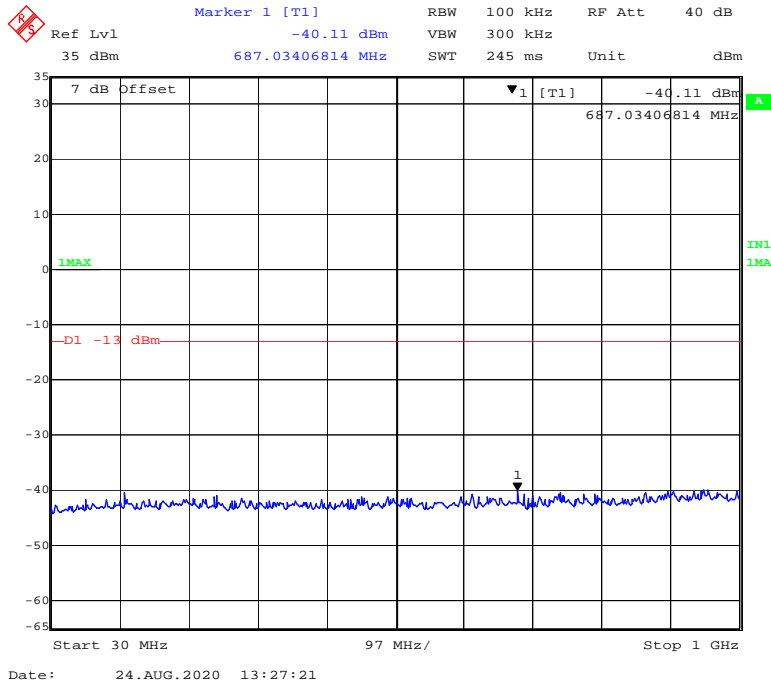
30 MHz – 1GHz WCDMA (Rel 99) Mode, Middle channel



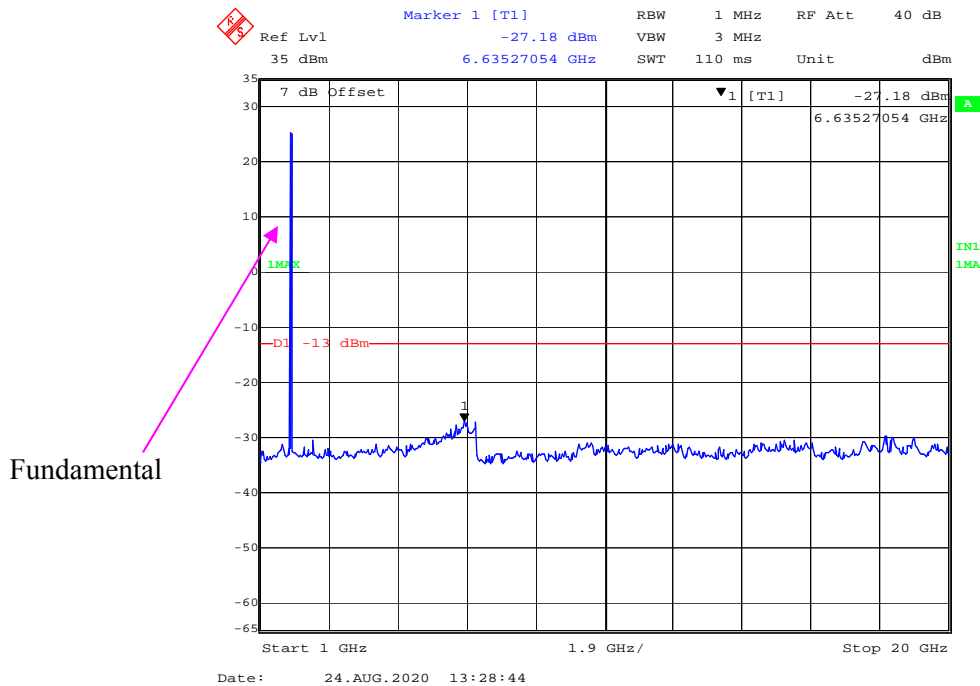
1 GHz – 20 GHz WCDMA (Rel 99) Mode, Middle channel



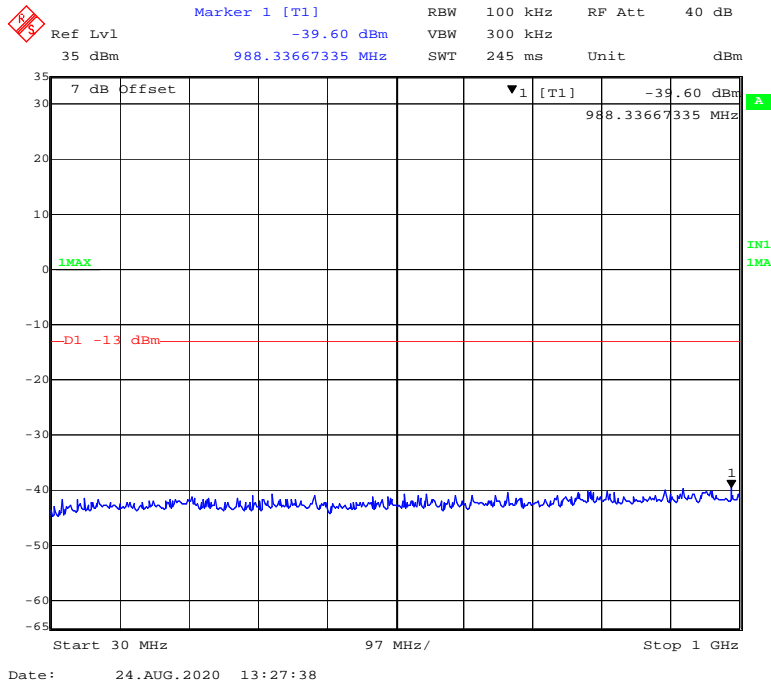
30 MHz – 1GHz WCDMA (HSDPA) Mode, Middle channel



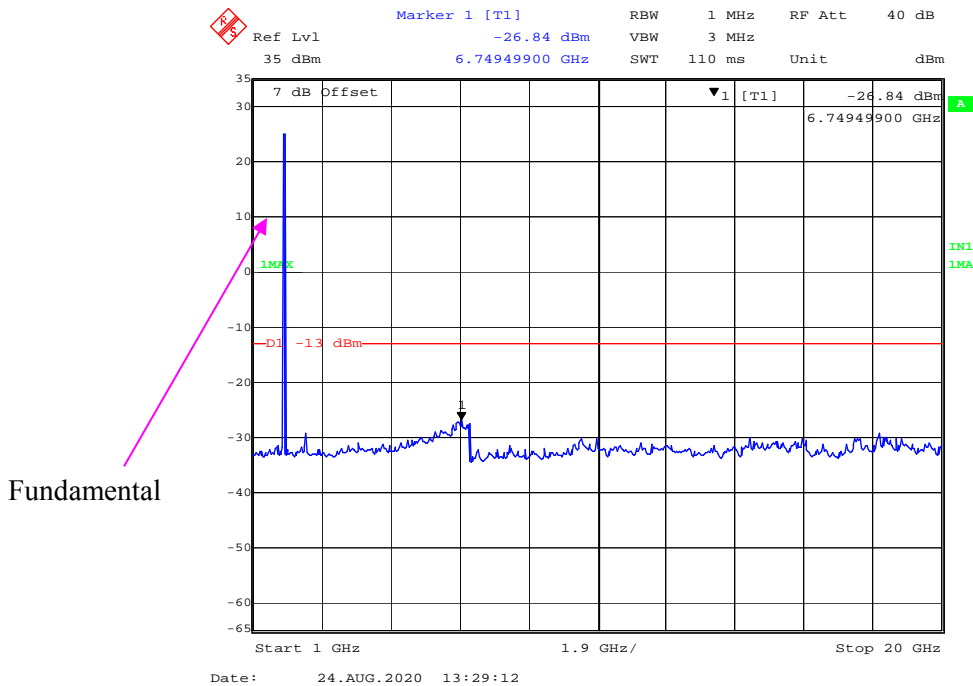
1 GHz – 20 GHz WCDMA (HSDPA) Mode, Middle channel



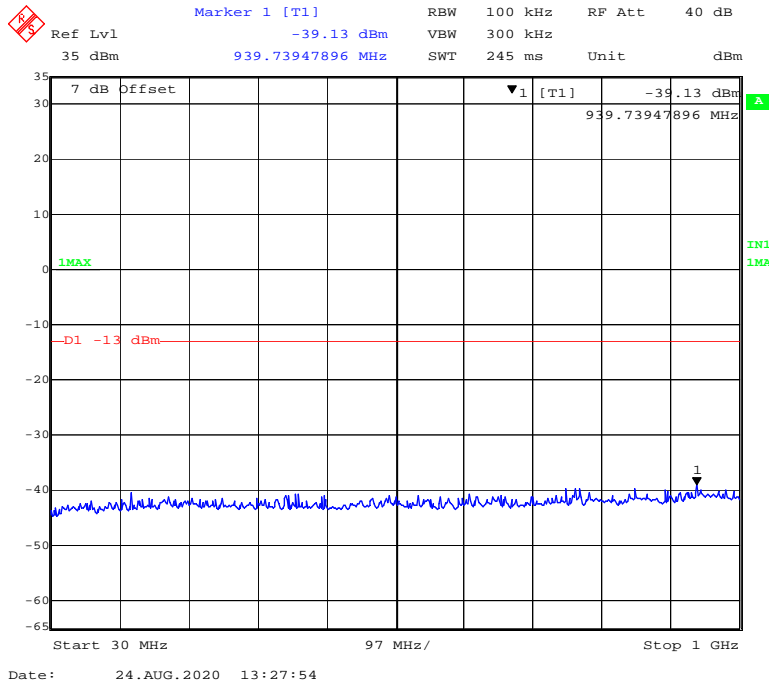
30 MHz – 1GHz WCDMA (HSUPA) Mode, Middle channel



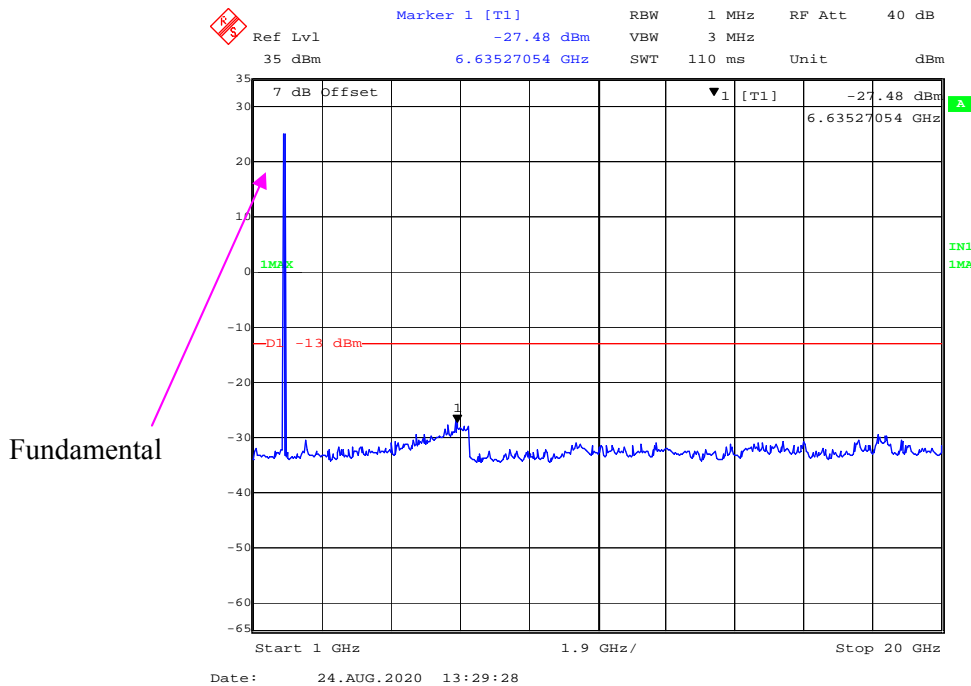
1 GHz – 20 GHz WCDMA (HSUPA) Mode, Middle channel



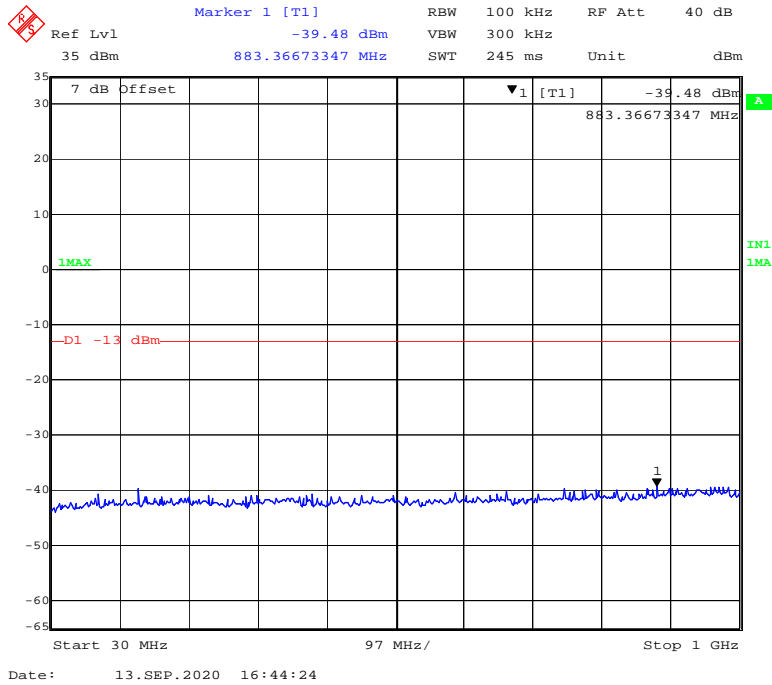
30 MHz – 1GHz WCDMA (HSPA+) Mode, Middle channel



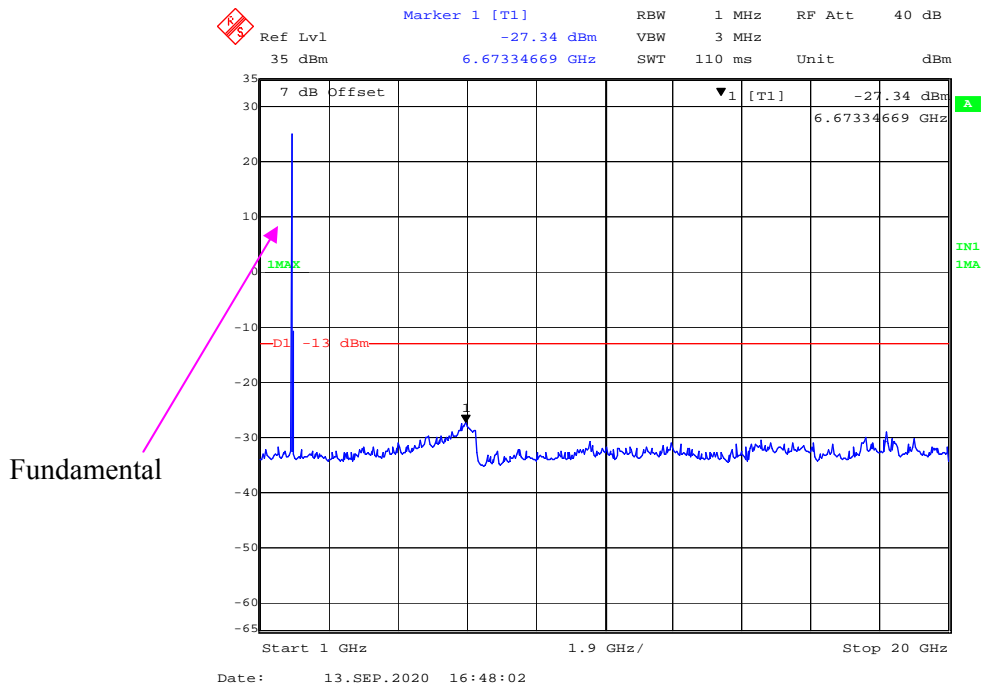
1 GHz – 20 GHz WCDMA (HSPA+) Mode, Middle channel



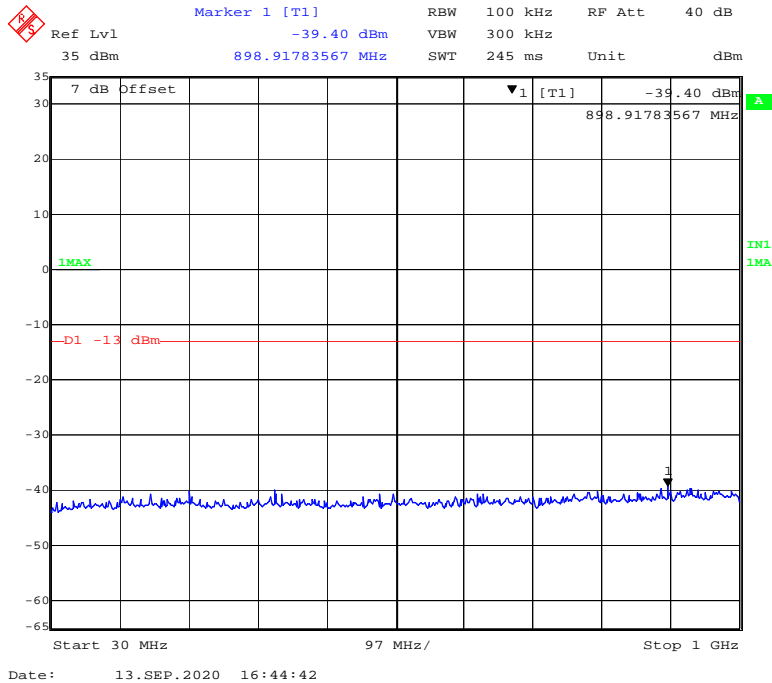
30 MHz – 1GHz WCDMA (HSDPA) Mode, High channel



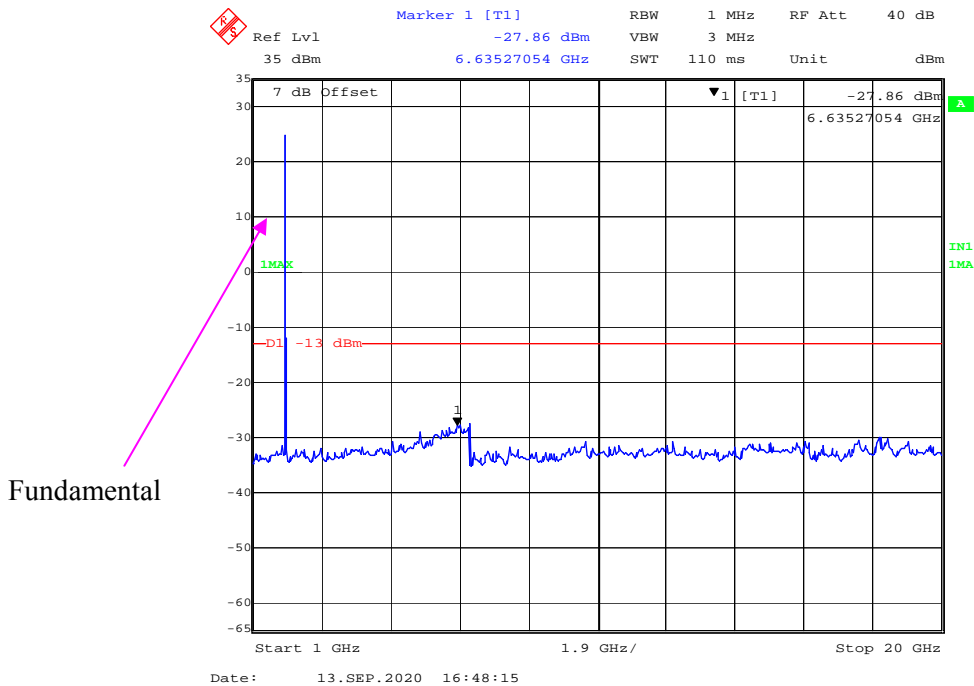
1 GHz – 20 GHz WCDMA (HSDPA) Mode, High channel



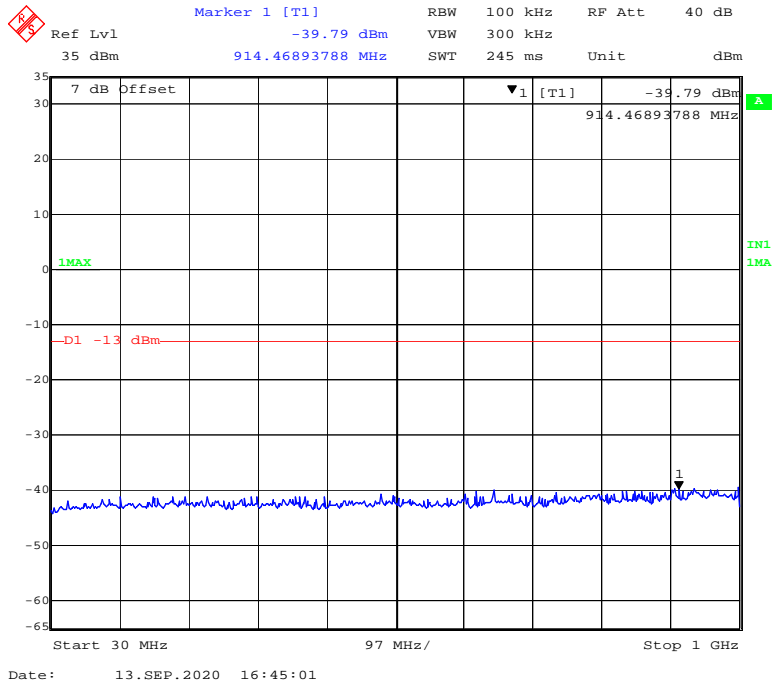
30 MHz – 1GHz WCDMA (HSUPA) Mode, High channel



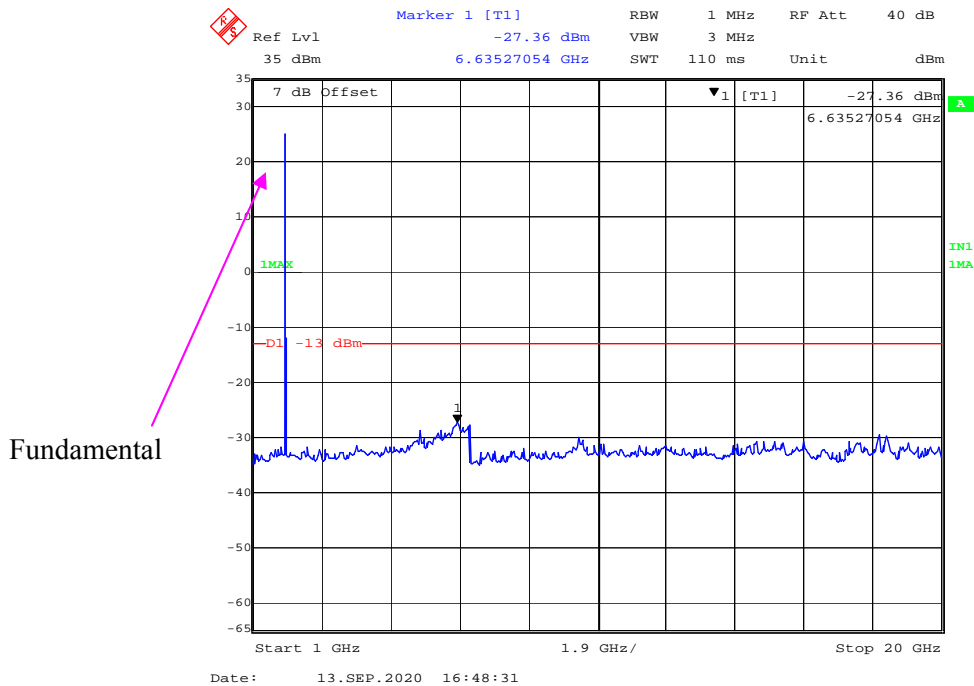
1 GHz – 20 GHz WCDMA (HSUPA) Mode, High channel



30 MHz – 1GHz WCDMA (HSPA+) Mode, High channel

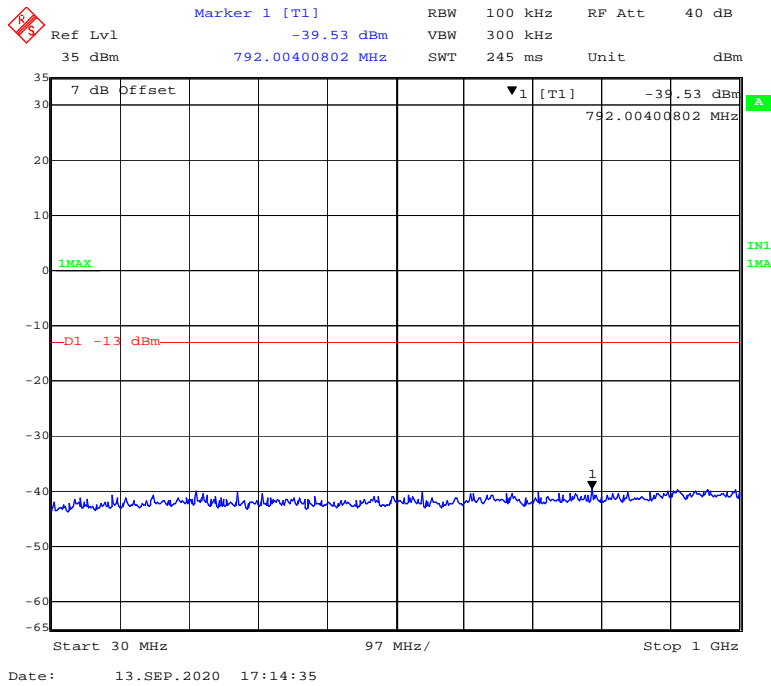


1 GHz – 20 GHz WCDMA (HSPA+) Mode, High channel

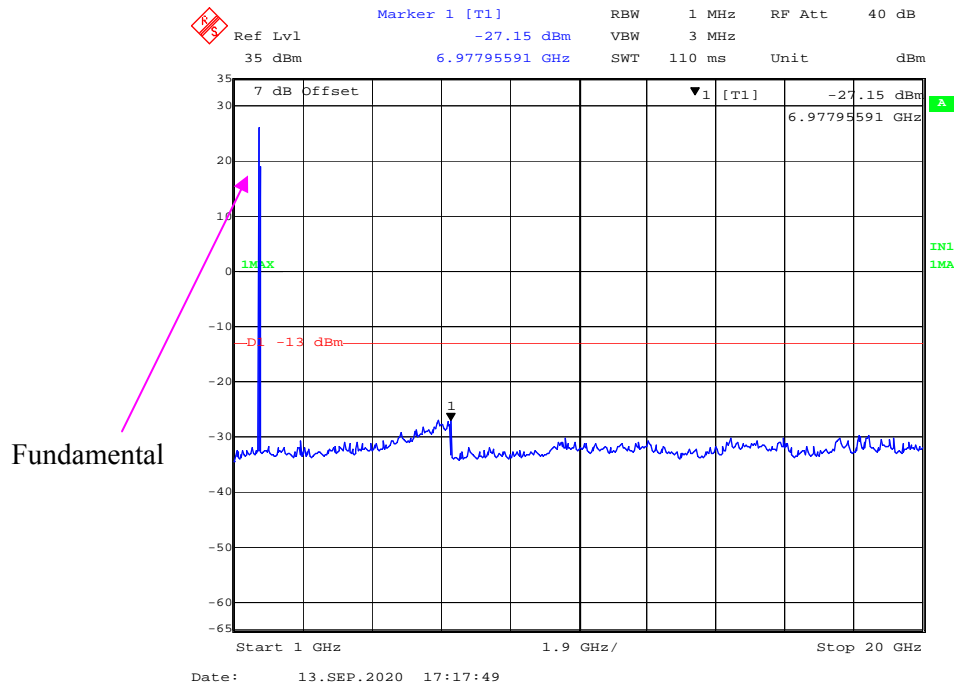


WCDMA Band IV:

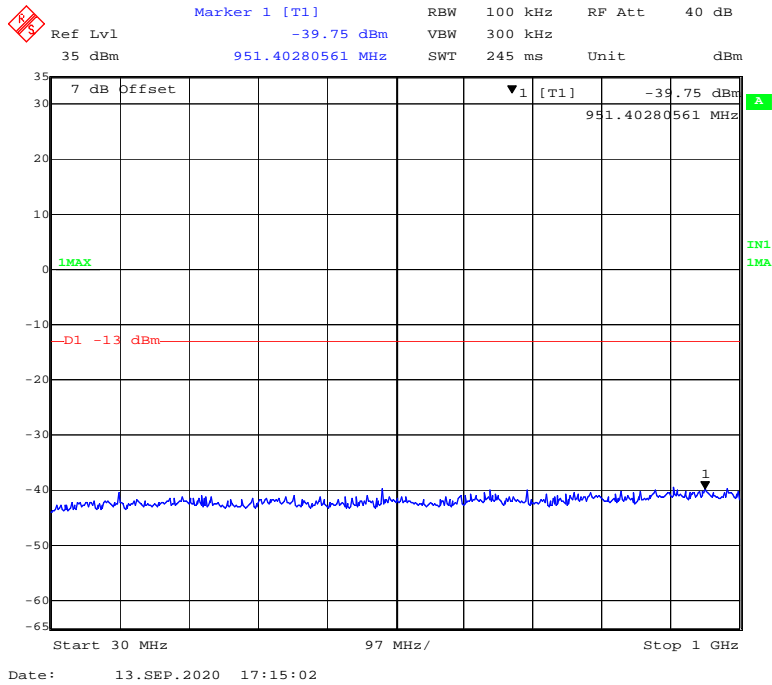
30 MHz – 1GHz WCDMA (Rel 99) Mode, Low channel



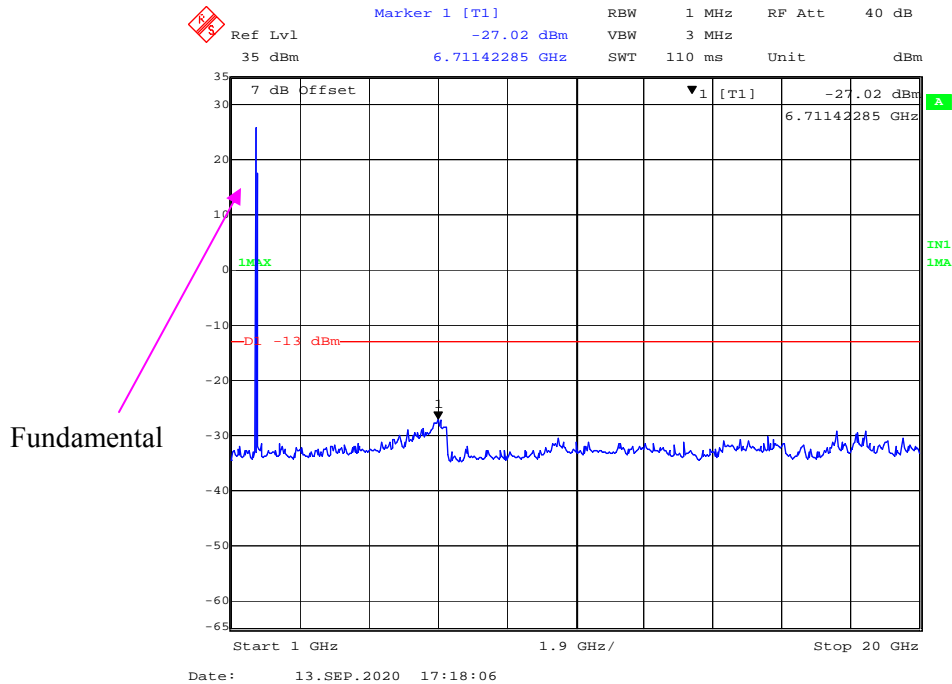
1 GHz – 20 GHz WCDMA (Rel 99) Mode, Low channel



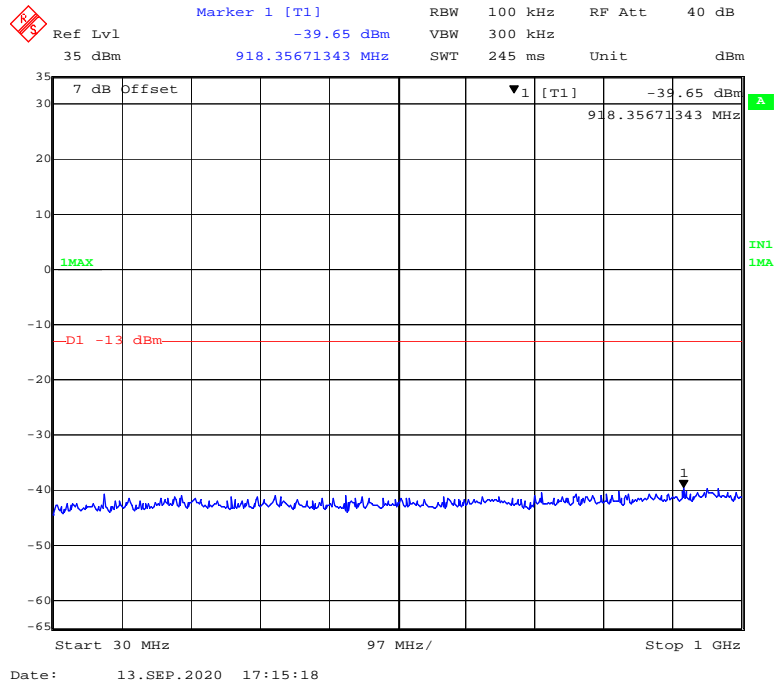
30 MHz – 1GHz WCDMA (HSDPA) Mode, Low channel



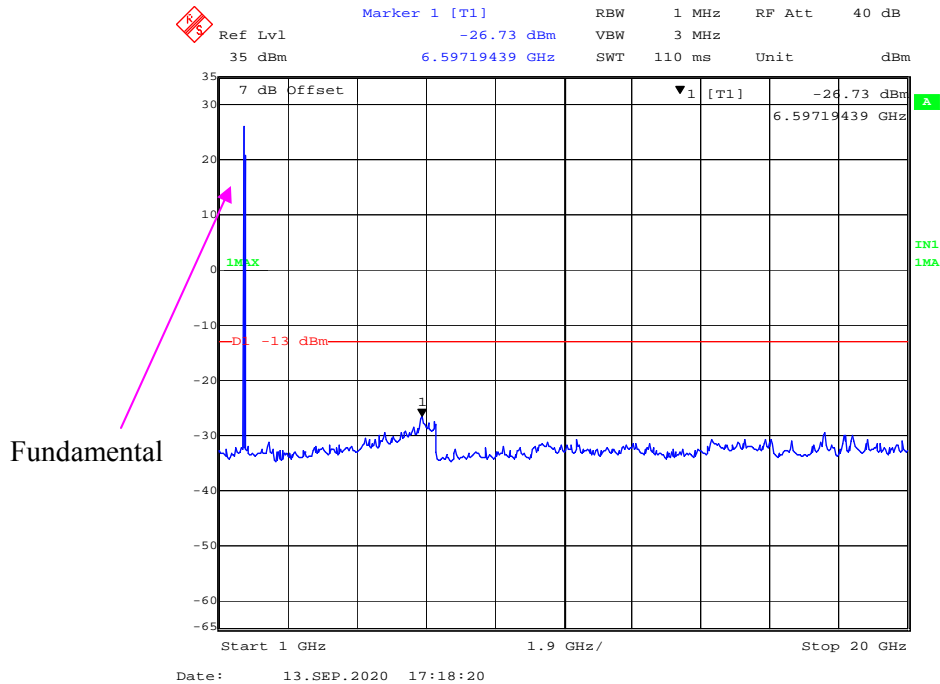
1 GHz – 20 GHz WCDMA (HSDPA) Mode, Low channel



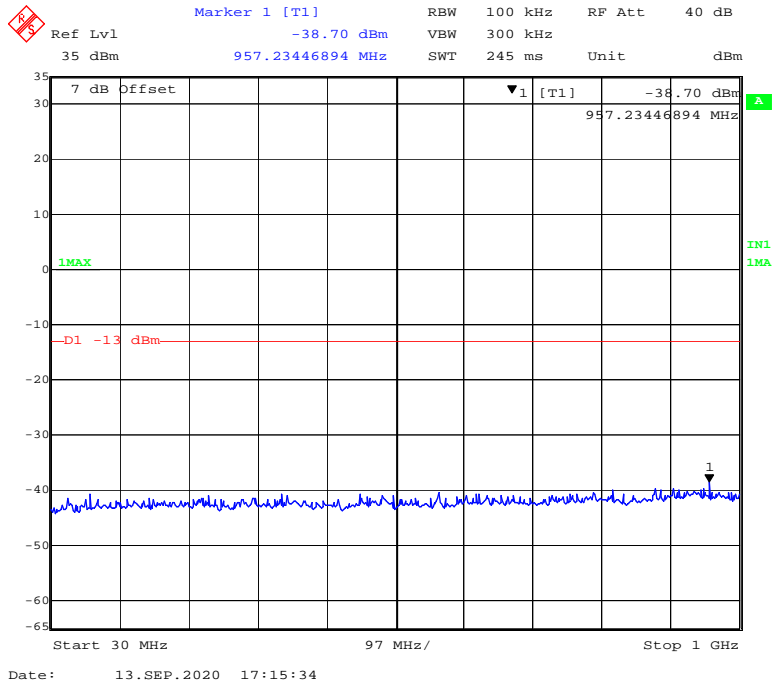
30 MHz – 1GHz WCDMA (HSUPA) Mode, Low channel



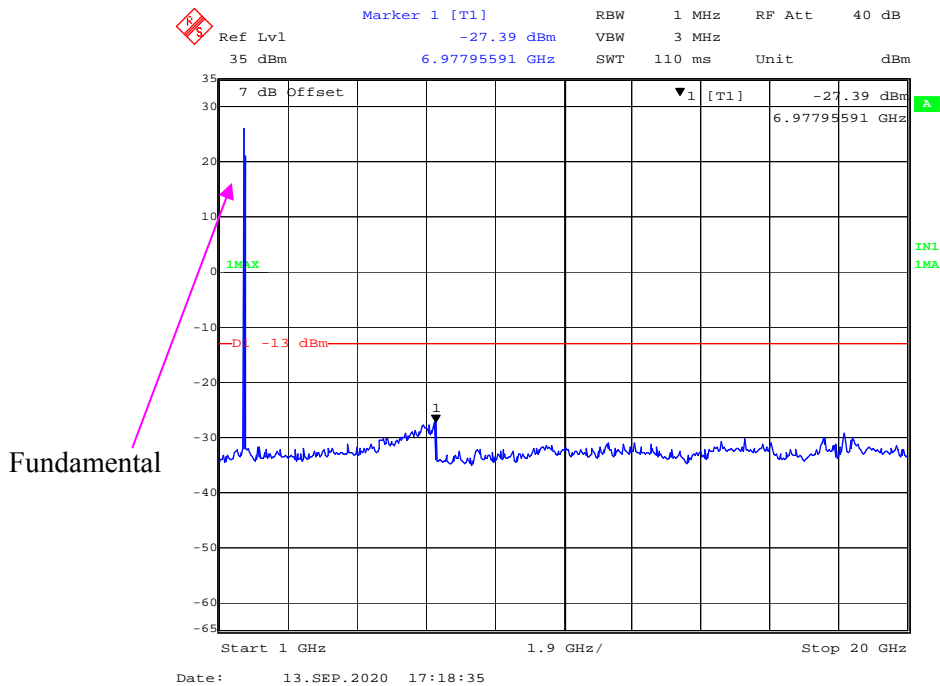
1 GHz – 20 GHz WCDMA (HSUPA) Mode, Low channel



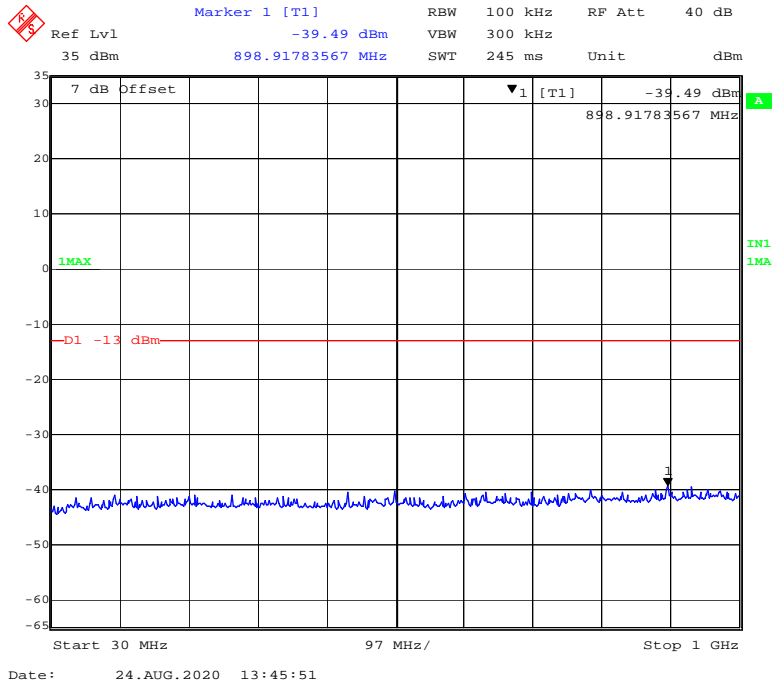
30 MHz – 1GHz WCDMA (HSPA+) Mode, Low channel



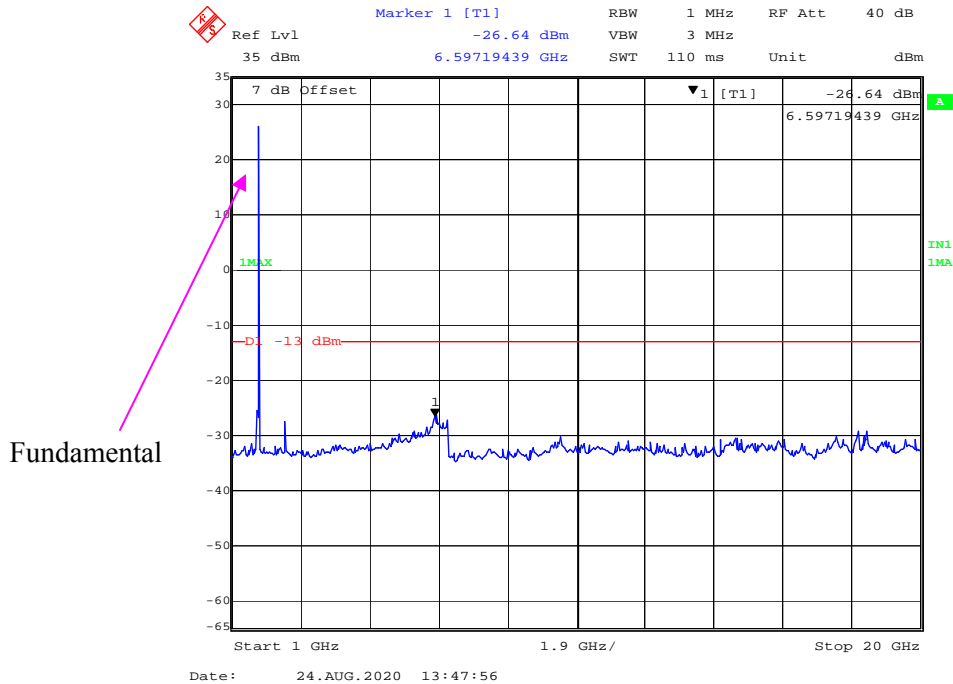
1 GHz – 20 GHz WCDMA (HSPA+) Mode, Low channel



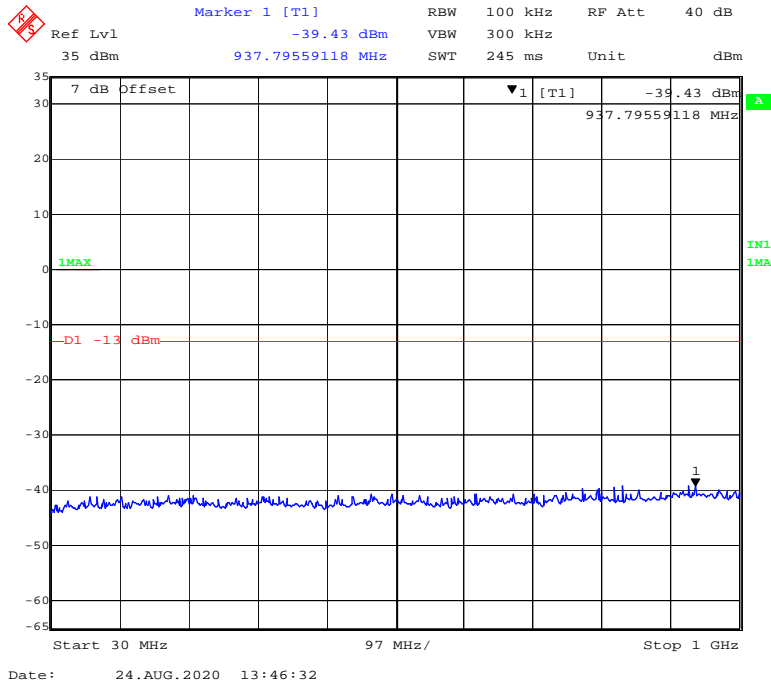
30 MHz – 1GHz WCDMA (Rel 99) Mode, Middle channel



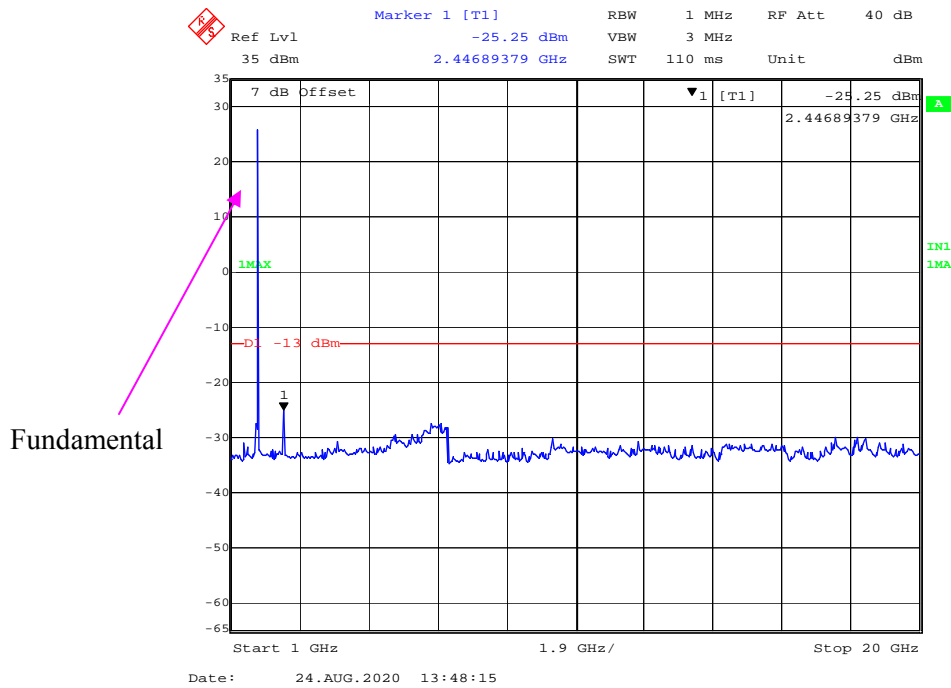
1 GHz – 20 GHz WCDMA (Rel 99) Mode, Middle channel



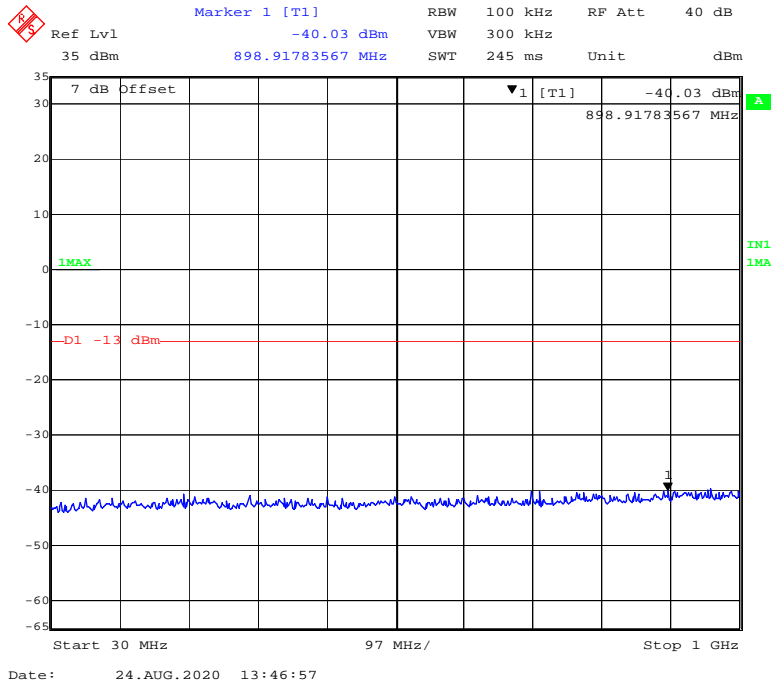
30 MHz – 1GHz WCDMA (HSDPA) Mode, Middle channel



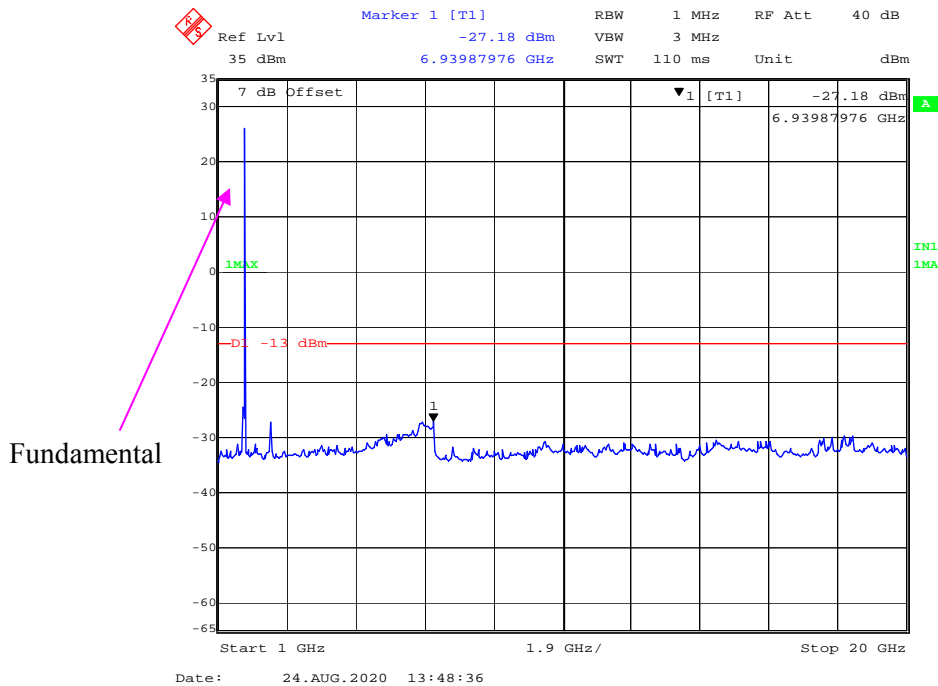
1 GHz – 20 GHz WCDMA (HSDPA) Mode, Middle channel



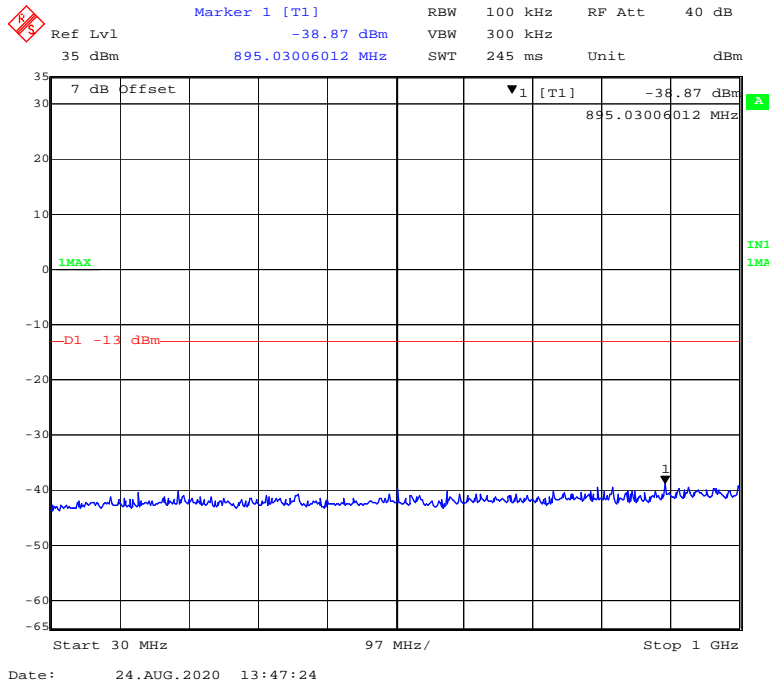
30 MHz – 1GHz WCDMA (HSUPA) Mode, Middle channel



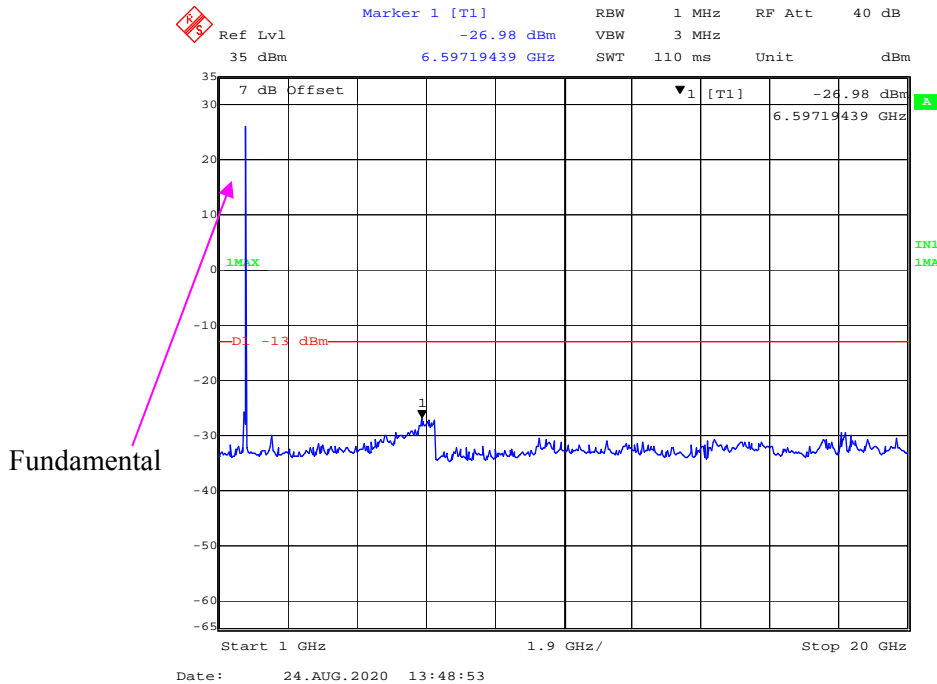
1 GHz – 20 GHz WCDMA (HSUPA) Mode, Middle channel



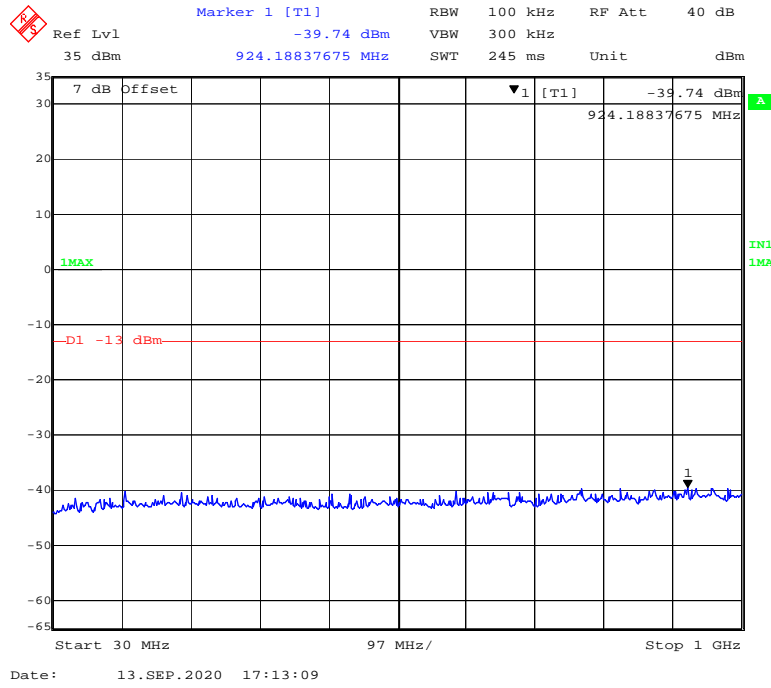
30 MHz – 1GHz WCDMA (HSPA+) Mode, Middle channel



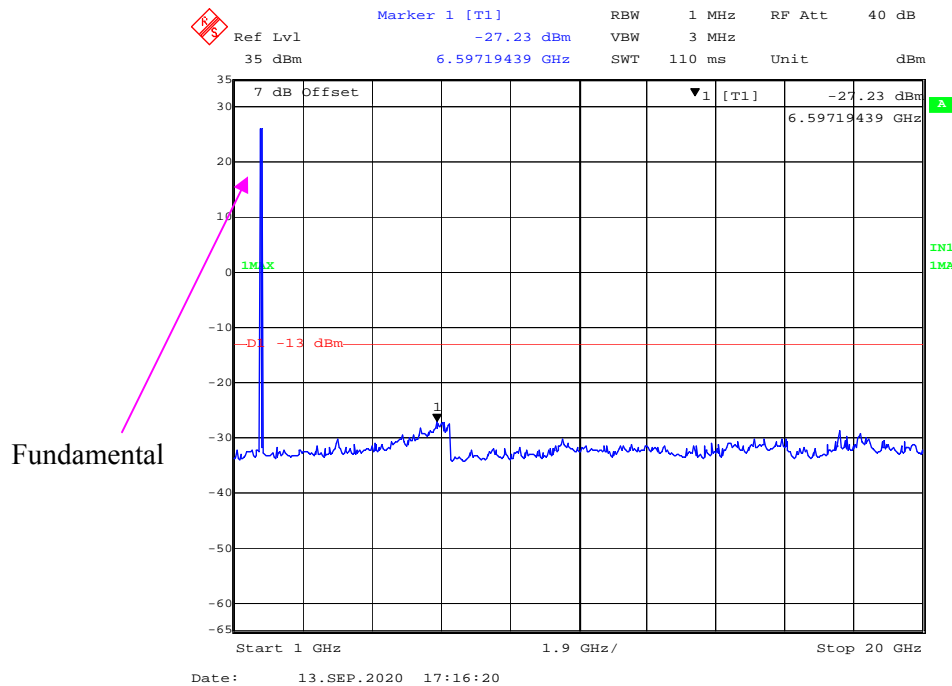
1 GHz – 20 GHz WCDMA (HSPA+) Mode, Middle channel



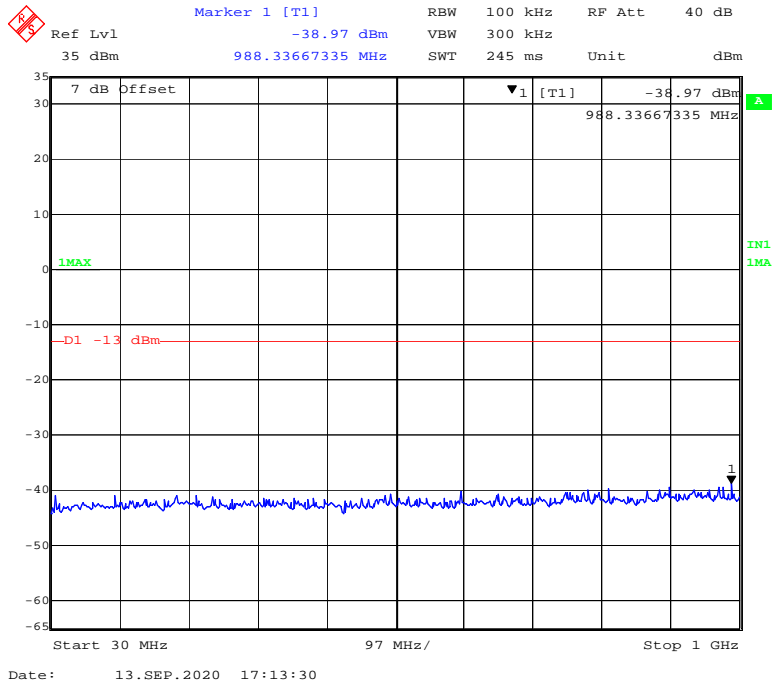
30 MHz – 1GHz WCDMA (Rel 99) Mode, High channel



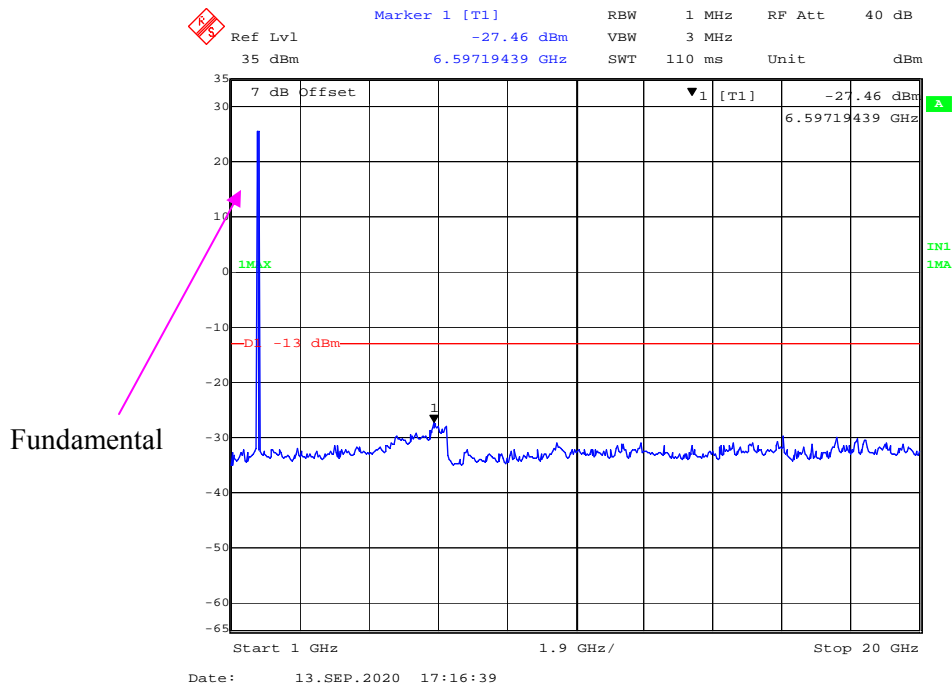
1 GHz – 20 GHz WCDMA (Rel 99) Mode, High channel



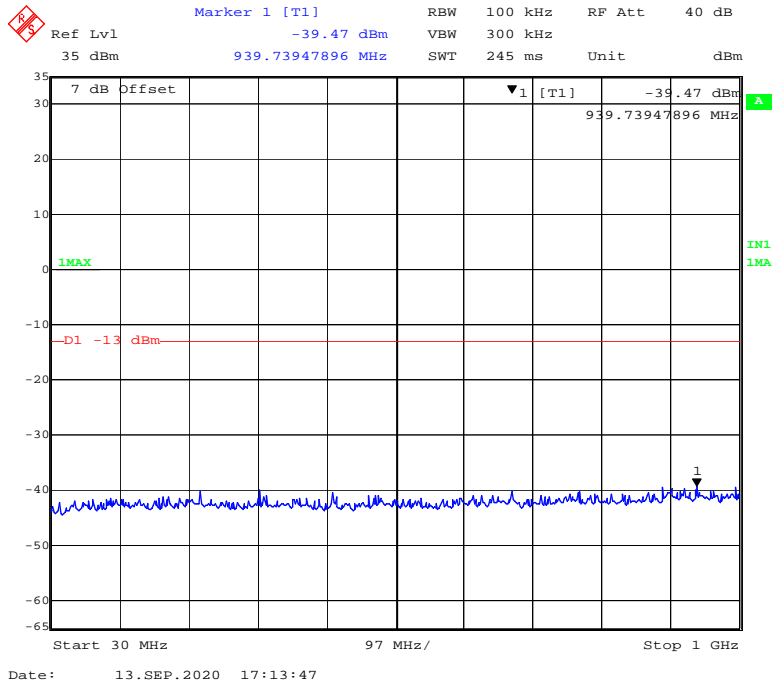
30 MHz – 1GHz WCDMA (HSDPA) Mode, High channel



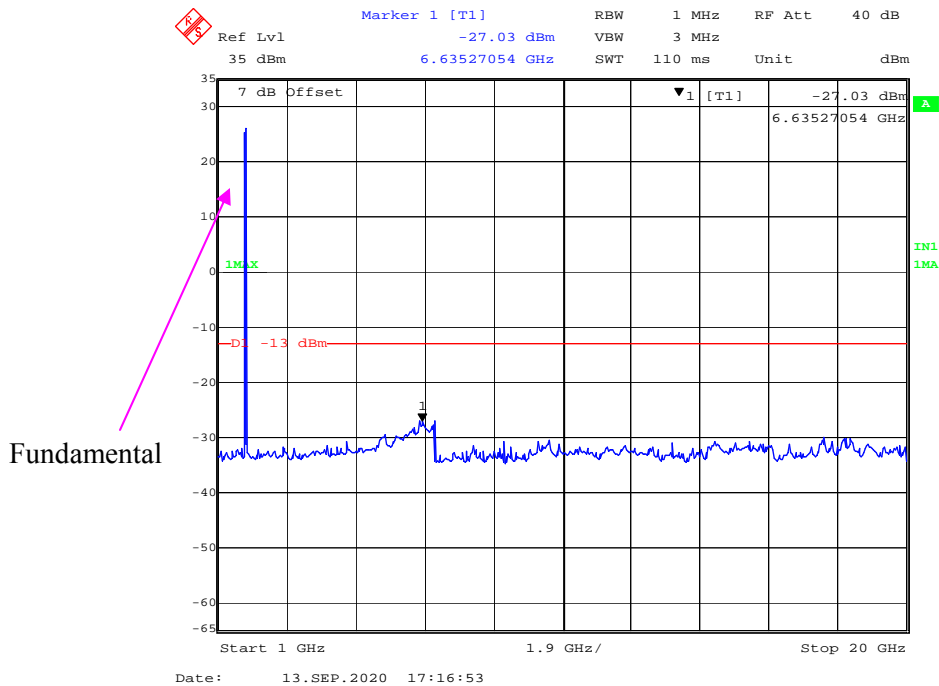
1 GHz – 20 GHz WCDMA (HSDPA) Mode, High channel



30 MHz – 1GHz WCDMA (HSUPA) Mode, High channel

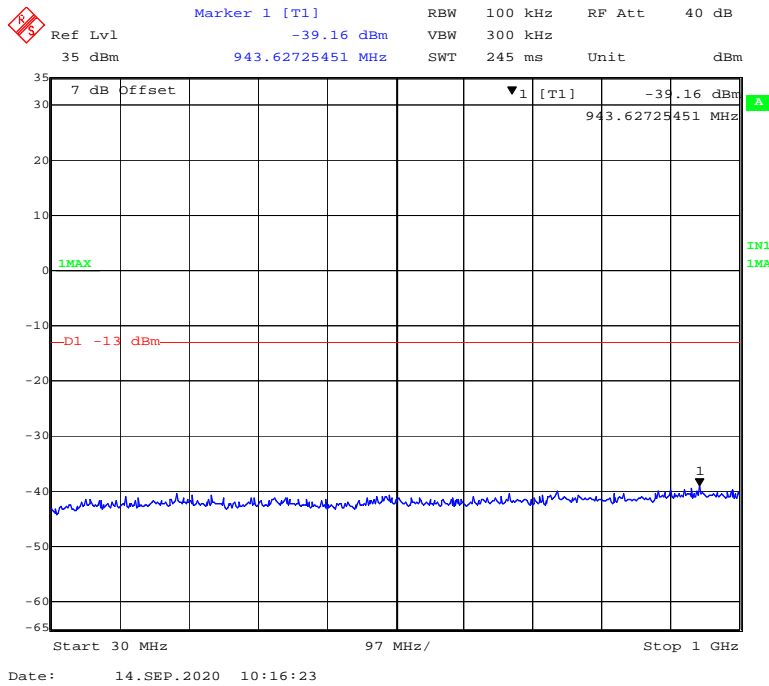


1 GHz – 20 GHz WCDMA (HSUPA) Mode, High channel

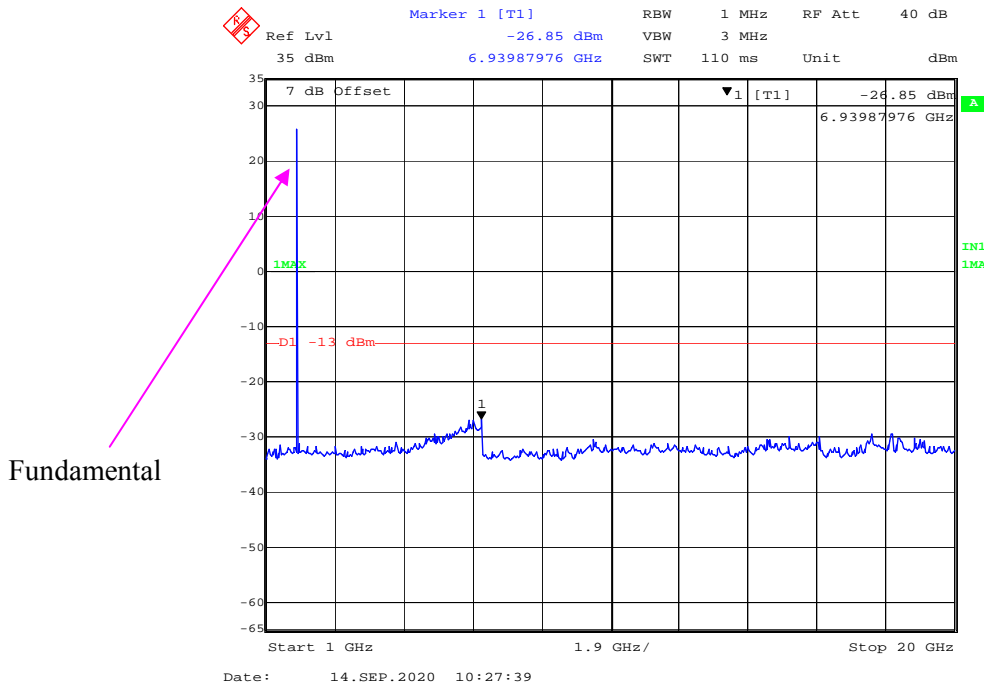


LTE Band 2:

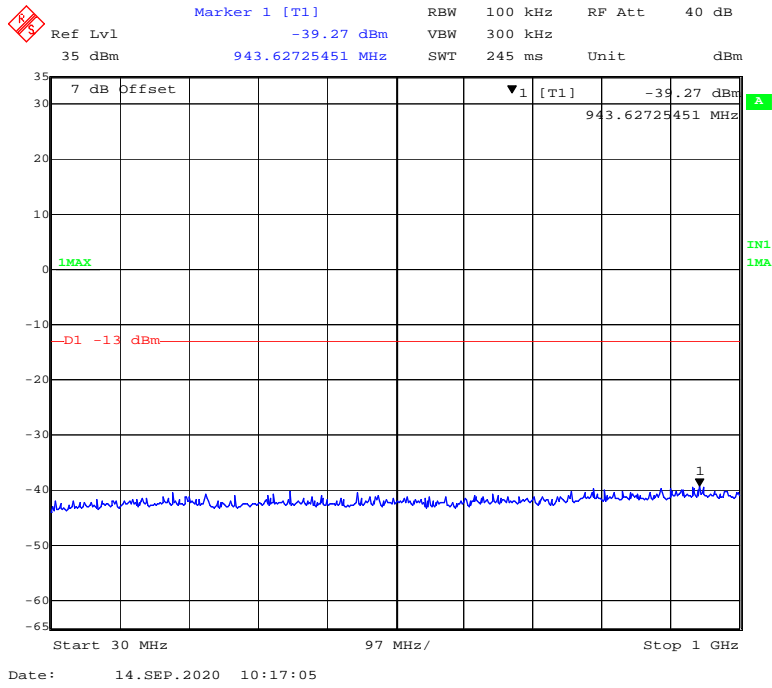
30 MHz - 1 GHz (1.4 MHz, QPSK, Low Channel)



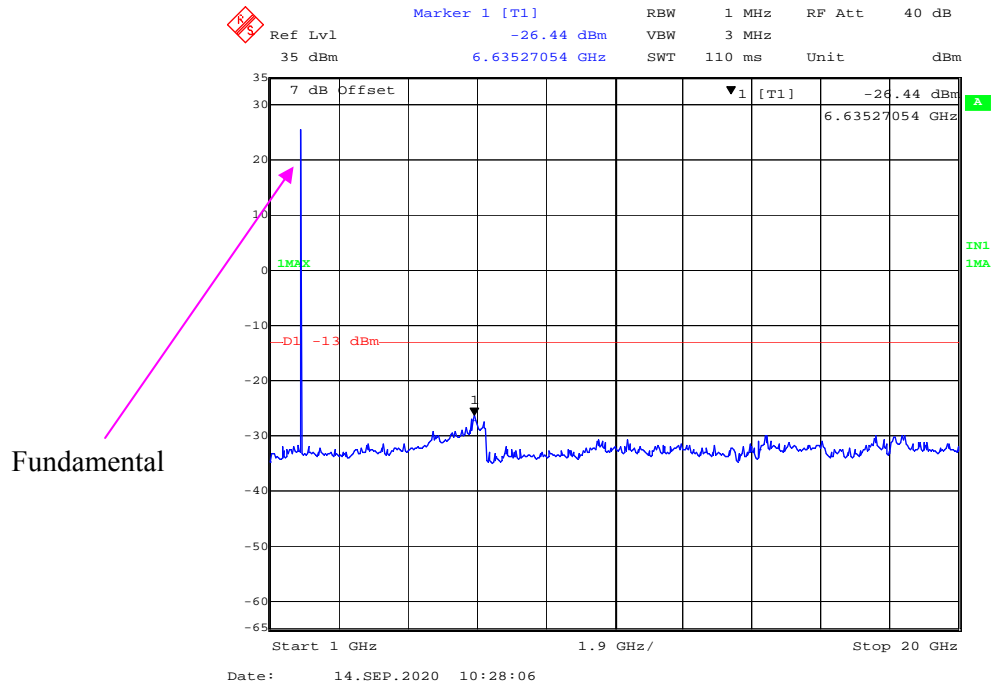
1 GHz – 20 GHz (1.4 MHz, QPSK, Low Channel)



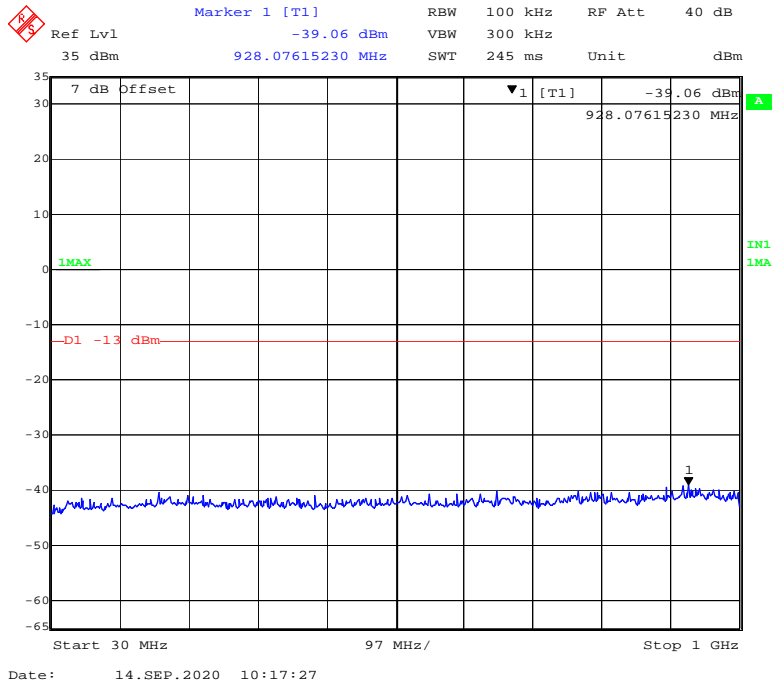
30 MHz - 1 GHz (1.4 MHz, 16-QAM, Low Channel)



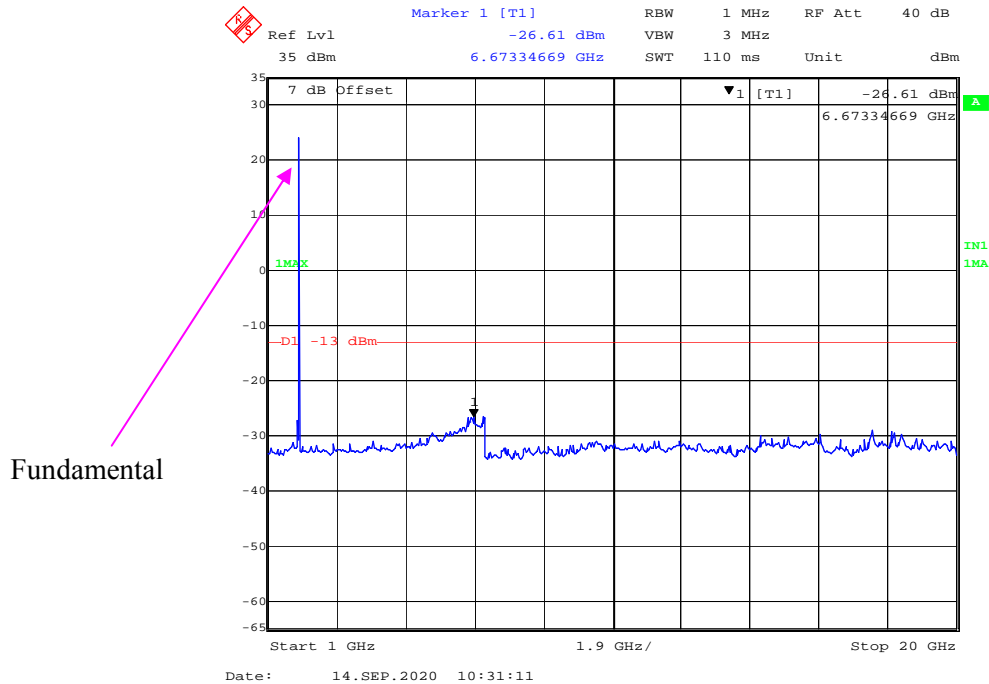
1 GHz – 20 GHz (1.4 MHz, 16-QAM, Low Channel)



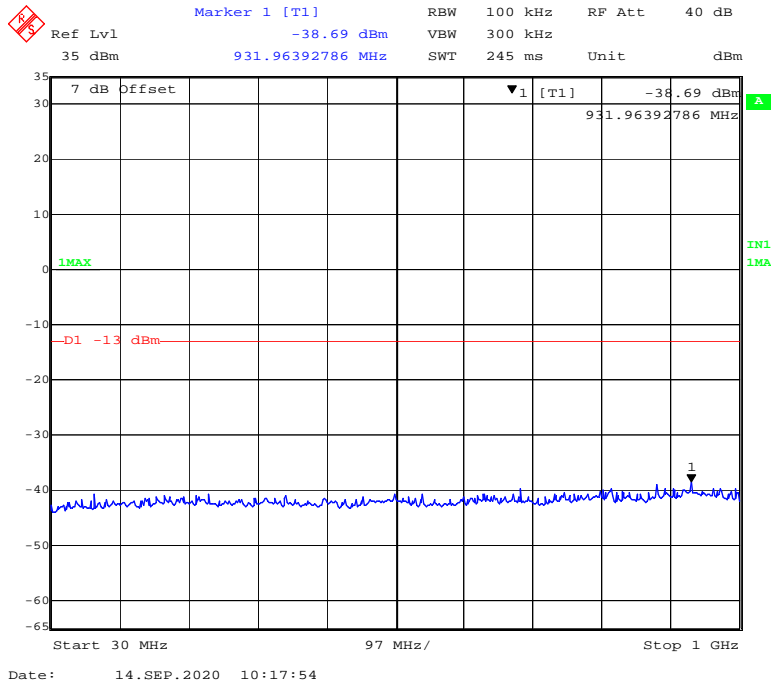
30 MHz - 1 GHz (3 MHz, QPSK, Low Channel)



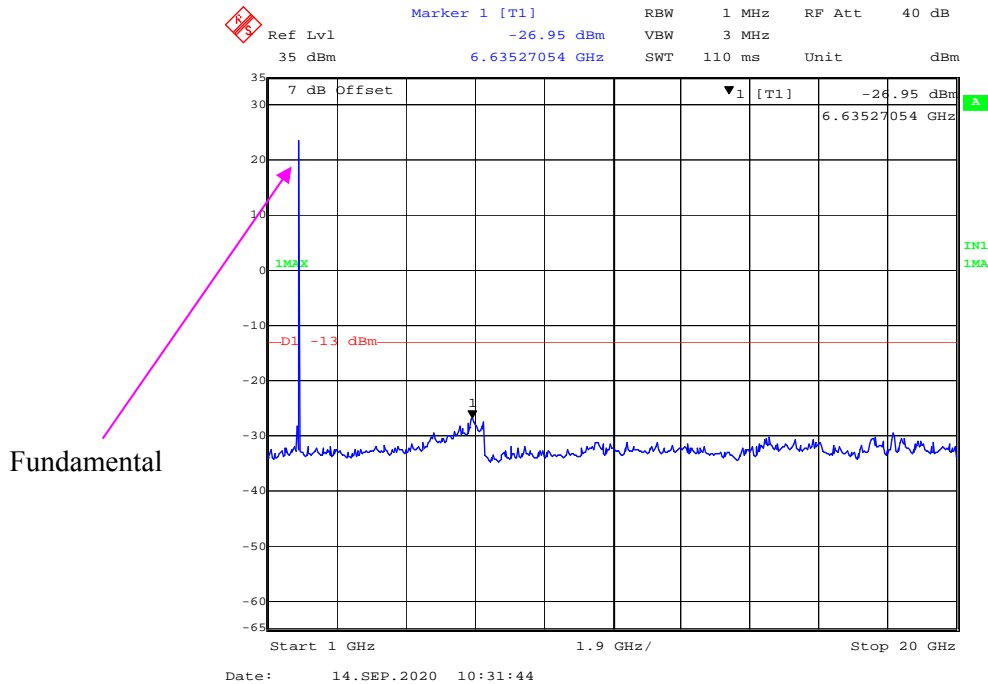
1 GHz - 20 GHz (3 MHz, QPSK, Low Channel)



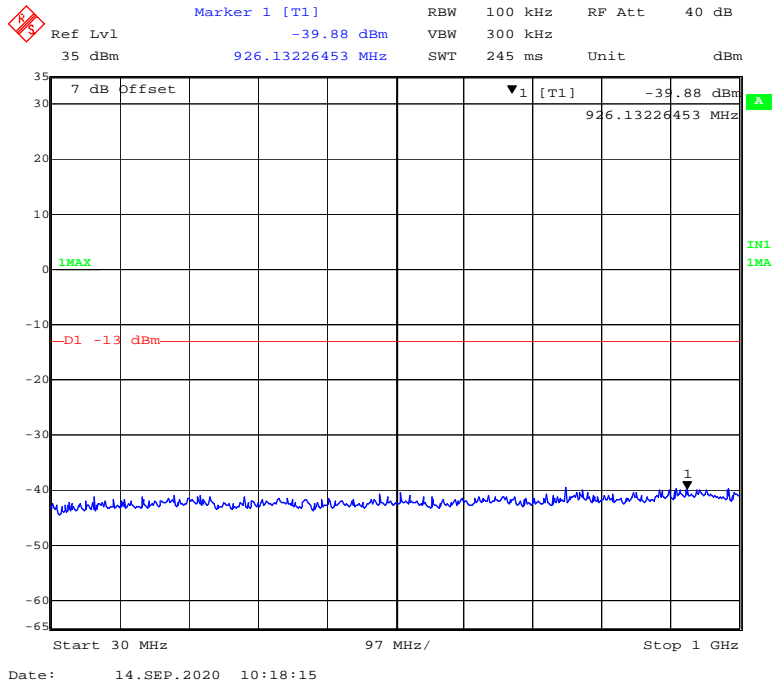
30 MHz - 1 GHz (3 MHz, 16-QAM, Low Channel)



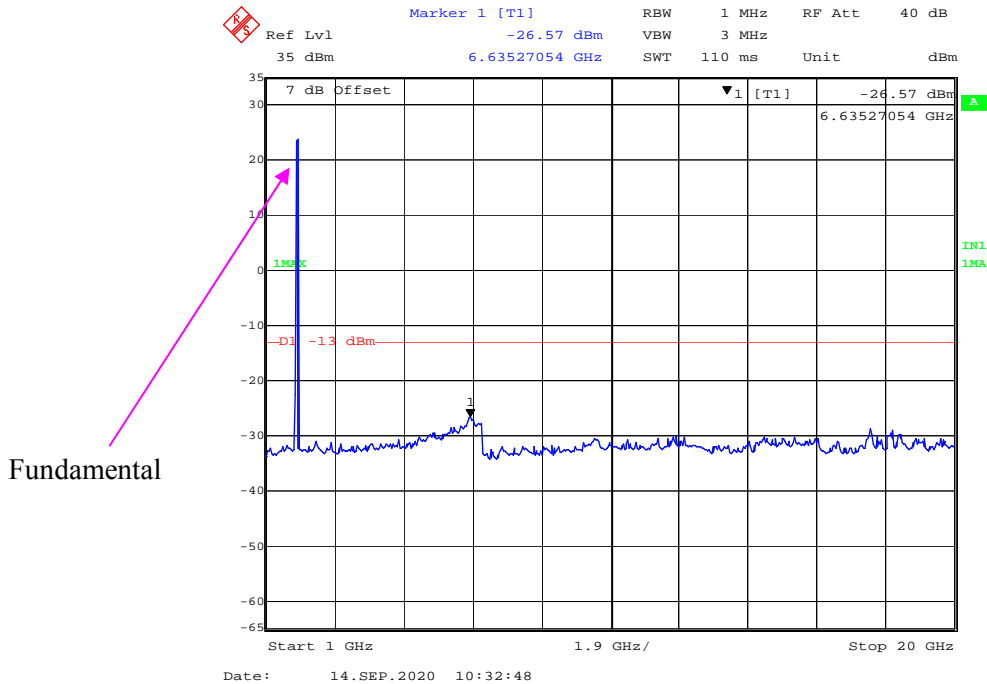
1 GHz - 20 GHz (3 MHz, 16-QAM, Low Channel)



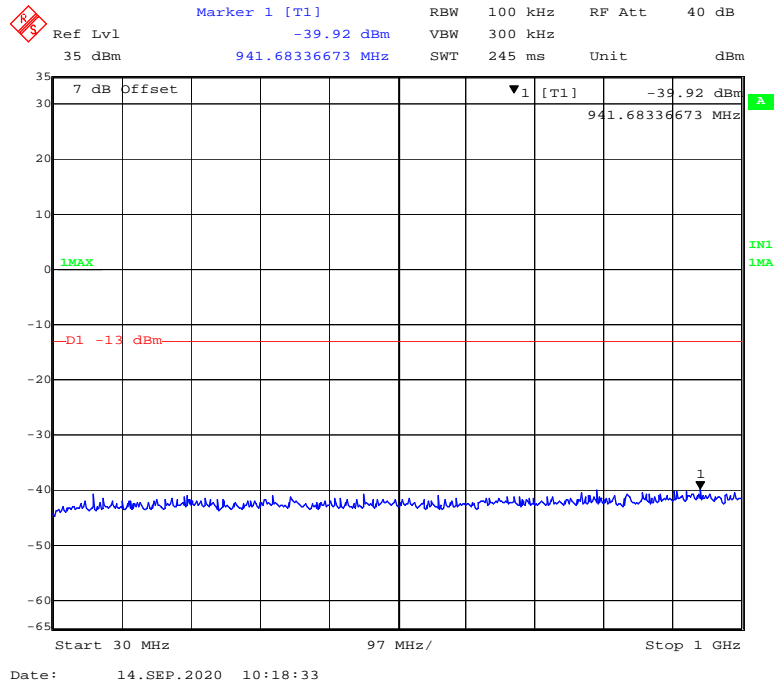
30 MHz - 1 GHz (5 MHz, QPSK, Low Channel)



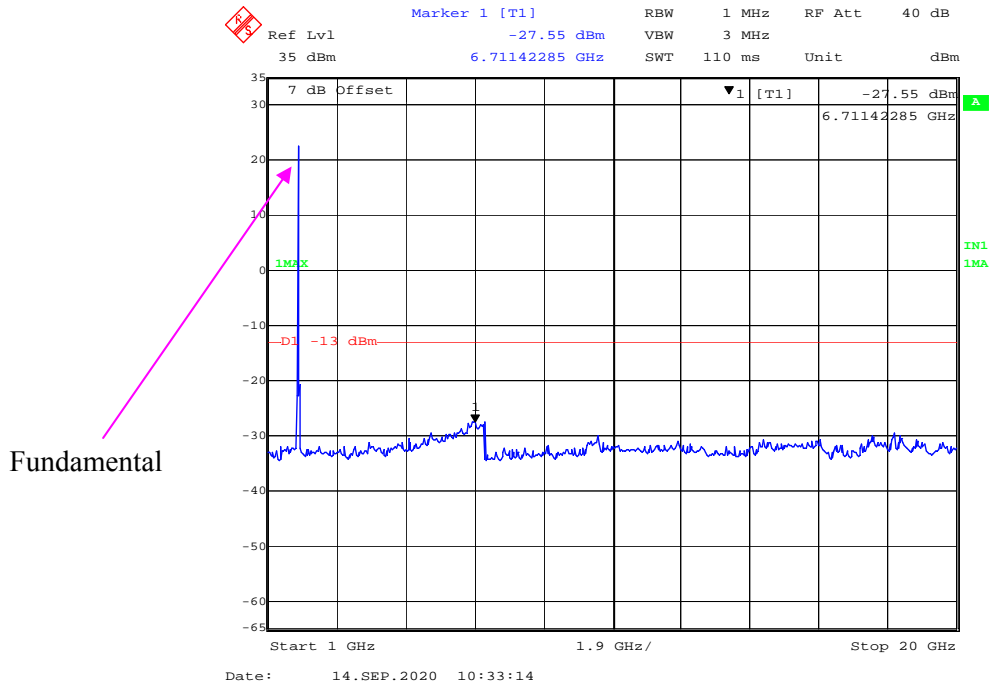
1 GHz - 20 GHz (5 MHz, QPSK, Low Channel)



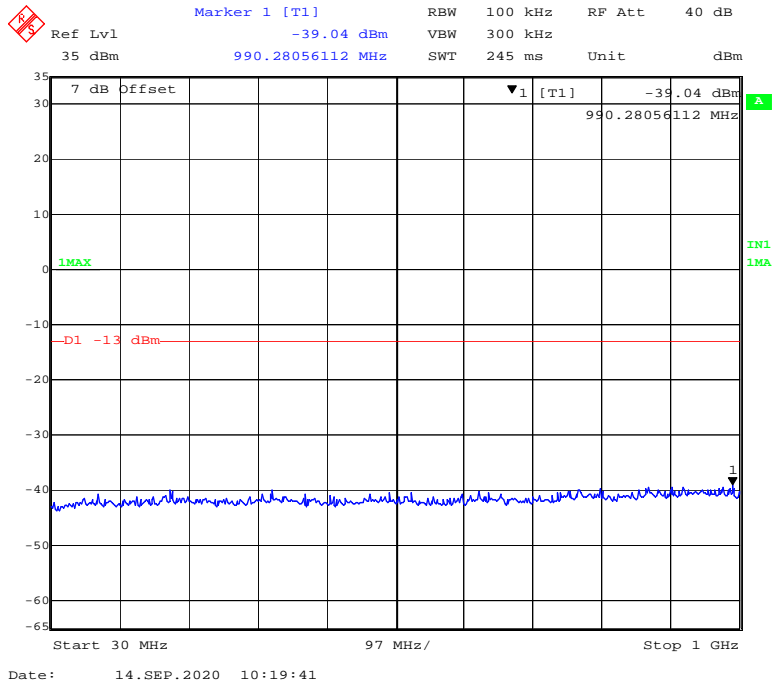
30 MHz - 1 GHz (5 MHz, 16-QAM, Low Channel)



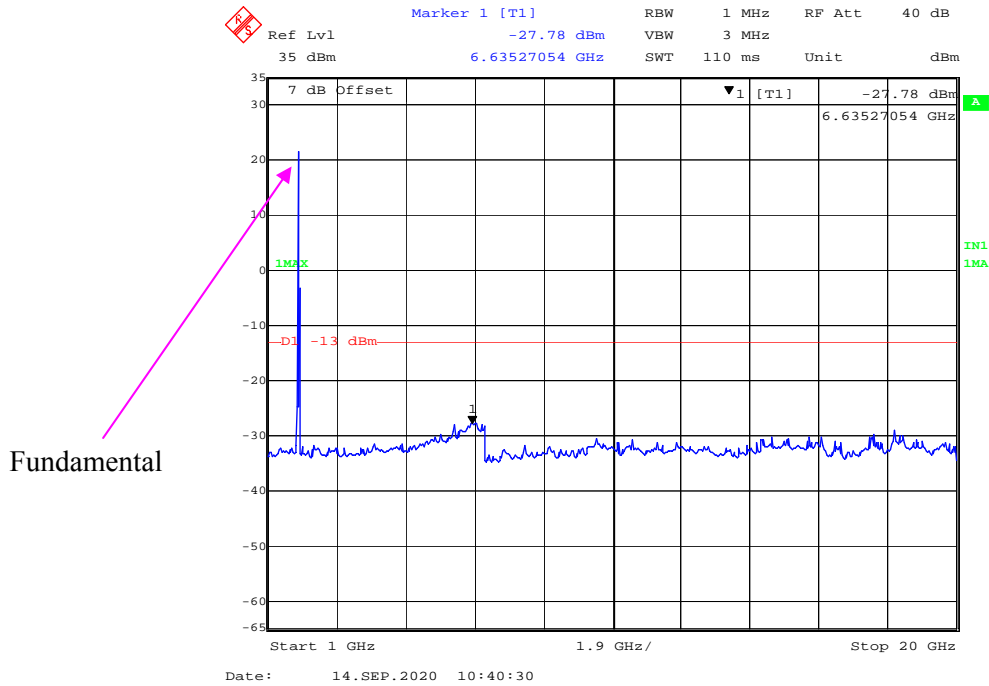
1 GHz - 20 GHz (5 MHz, 16-QAM, Low Channel)



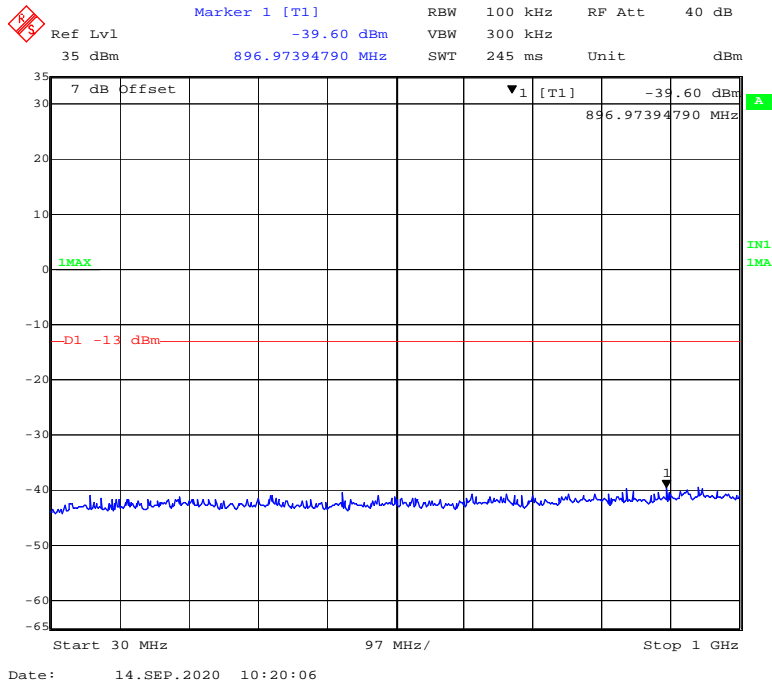
30 MHz - 1 GHz (10 MHz, 16-QAM, Low Channel)



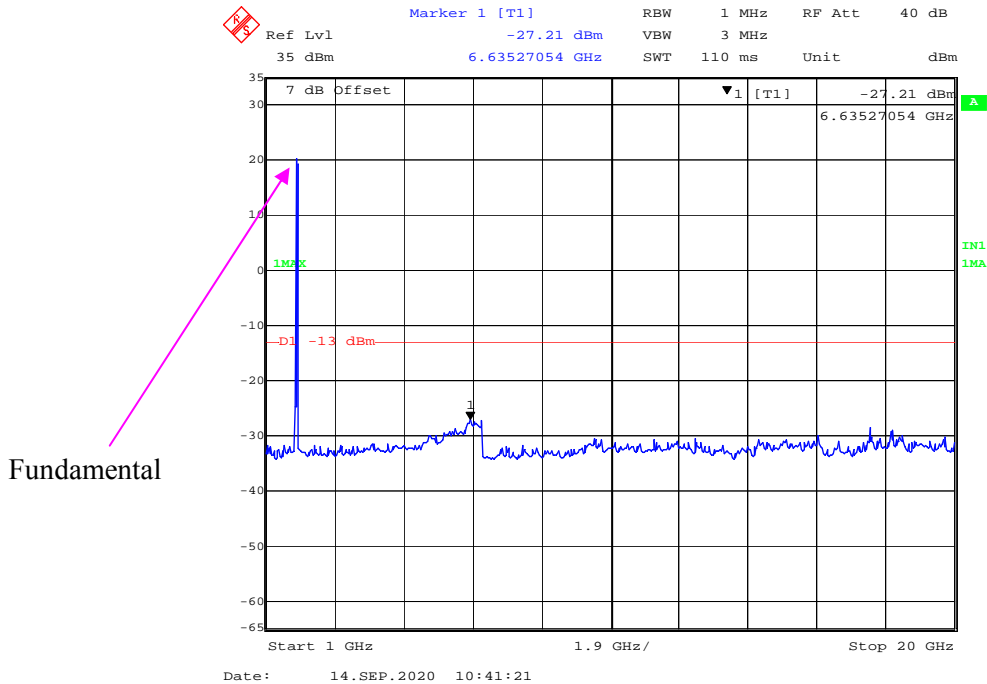
1 GHz - 20 GHz (10 MHz, 16-QAM, Low Channel)



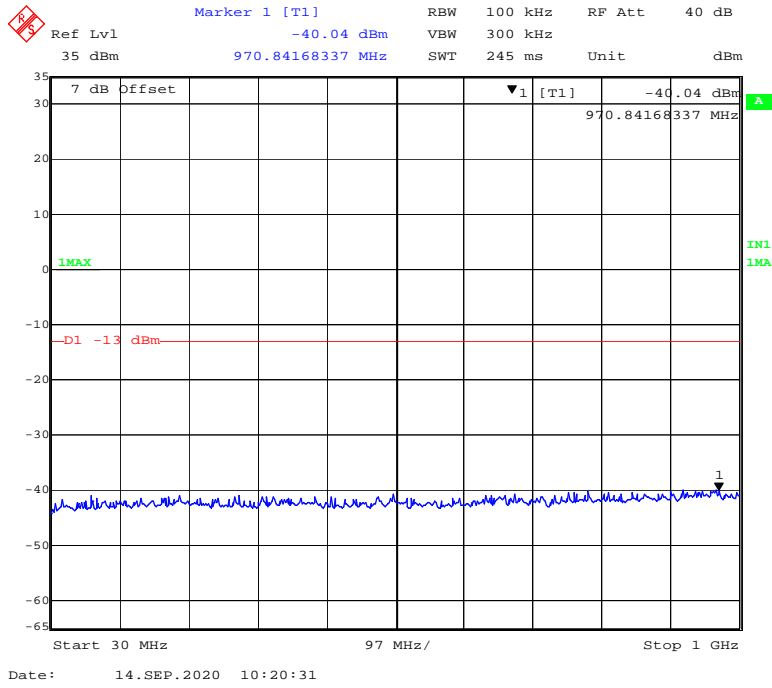
30 MHz - 1 GHz (15 MHz, QPSK, Low Channel)



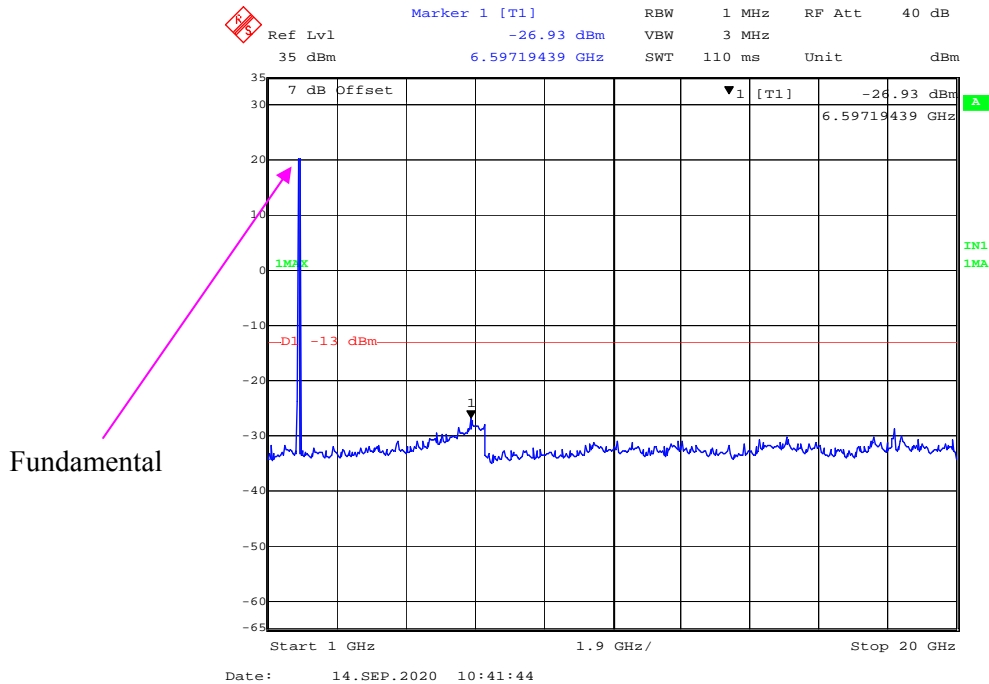
1 GHz - 20 GHz (15 MHz, QPSK, Low Channel)



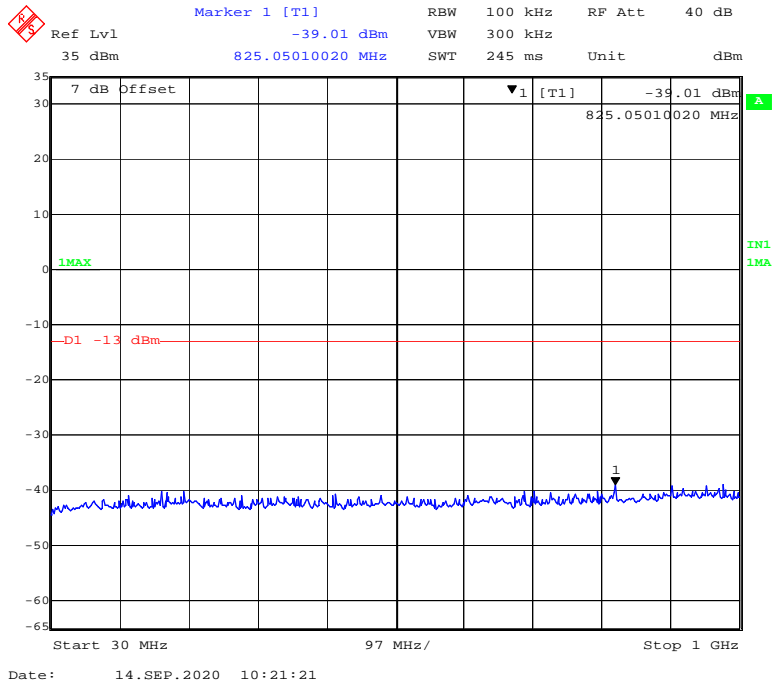
30 MHz - 1 GHz (15 MHz, 16-QAM, Low Channel)



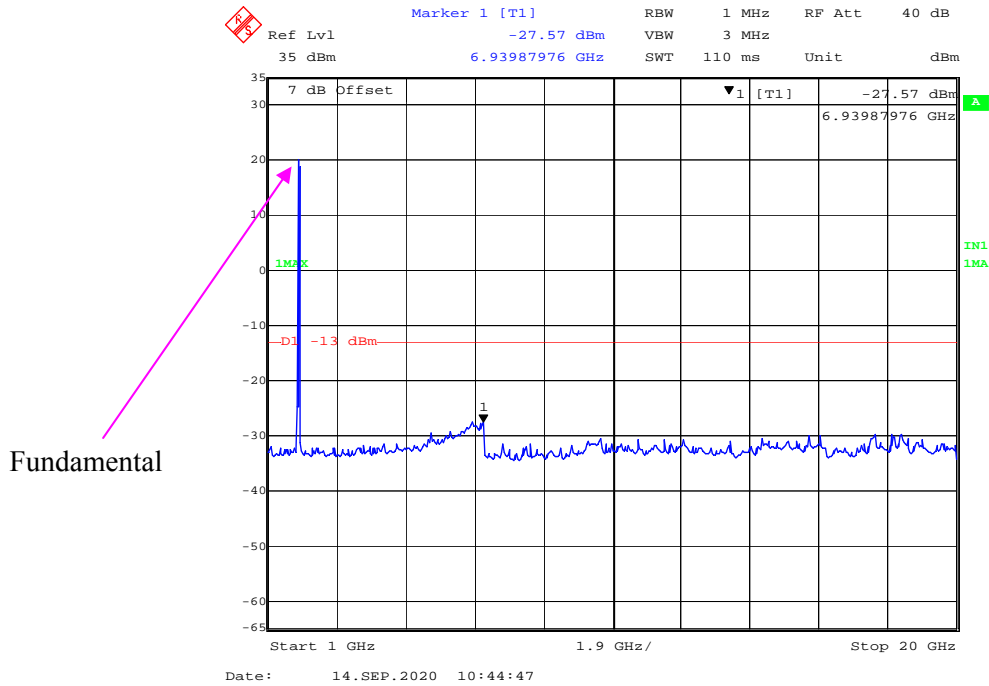
1 GHz – 20 GHz (15 MHz, 16-QAM, Low Channel)



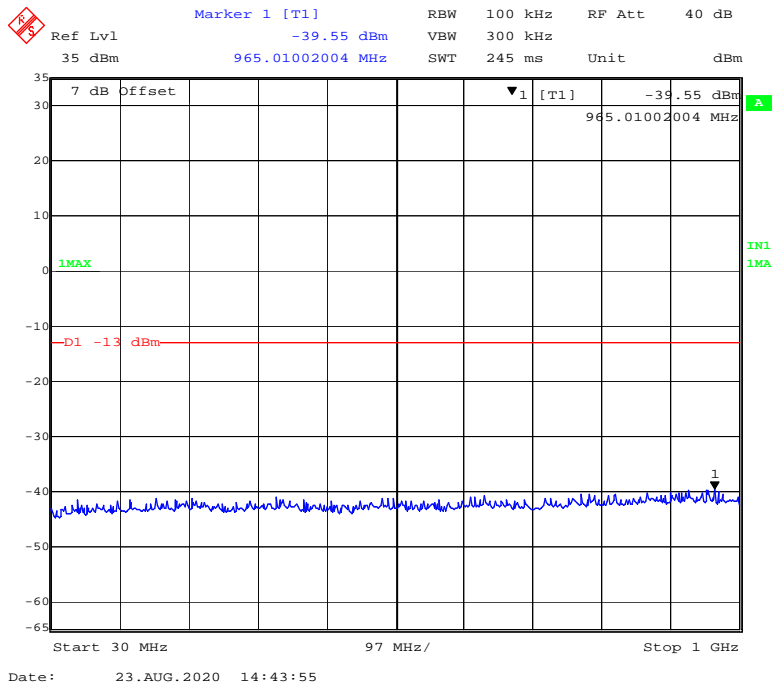
30 MHz - 1 GHz (20 MHz, 16-QAM, Low Channel)



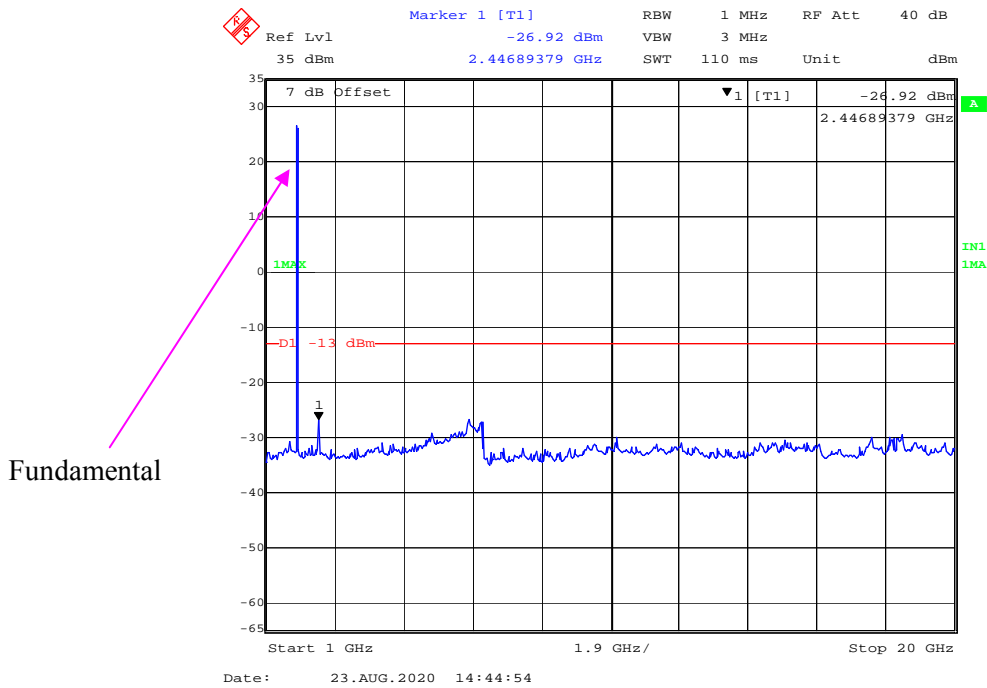
1 GHz – 20 GHz (20 MHz, 16-QAM, Low Channel)



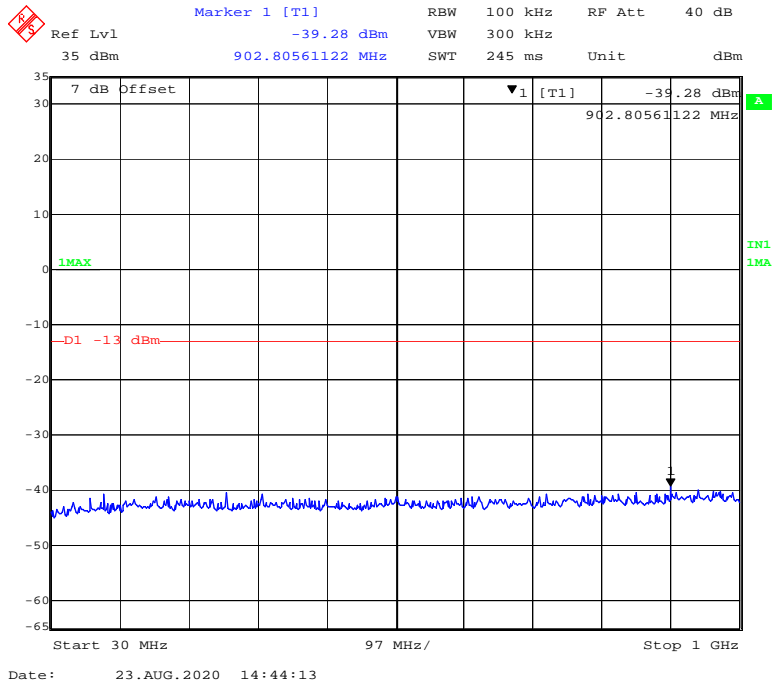
30 MHz - 1 GHz (1.4 MHz, QPSK, Middle Channel)



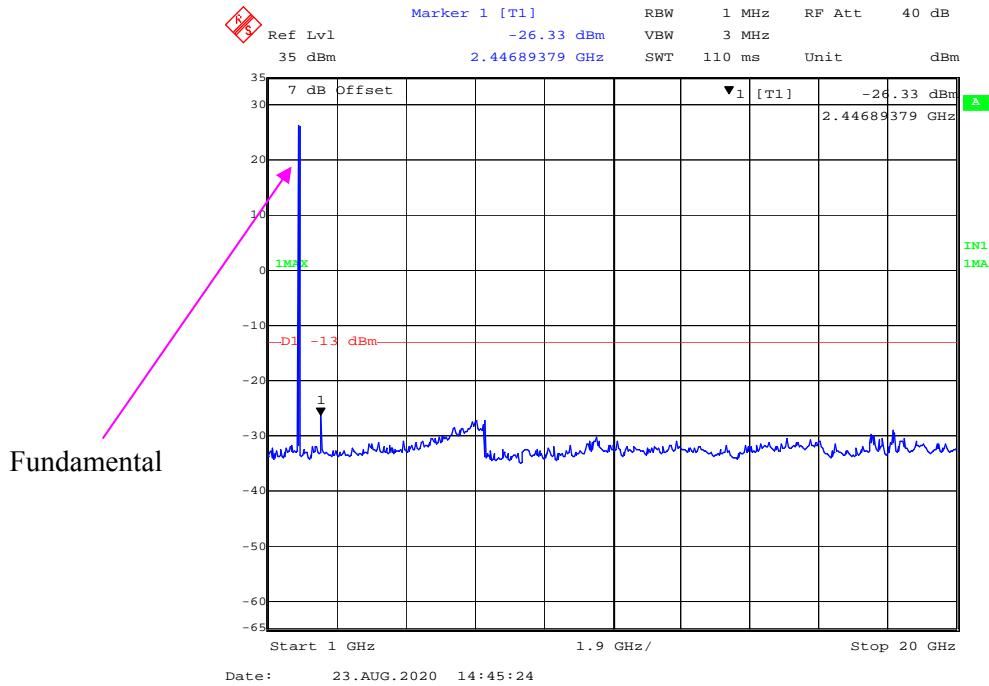
1 GHz – 20 GHz (1.4 MHz, QPSK, Middle Channel)



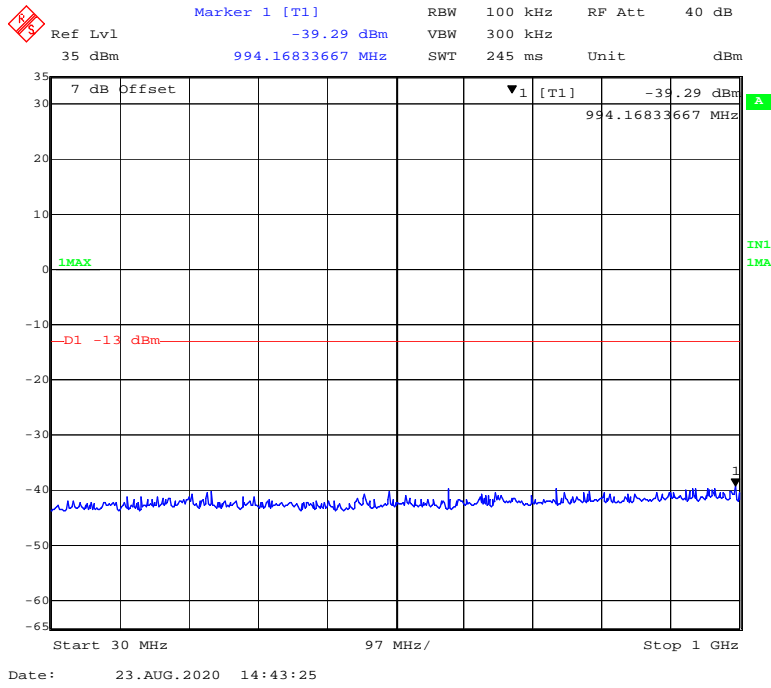
30 MHz - 1 GHz (1.4 MHz, 16-QAM, Middle Channel)



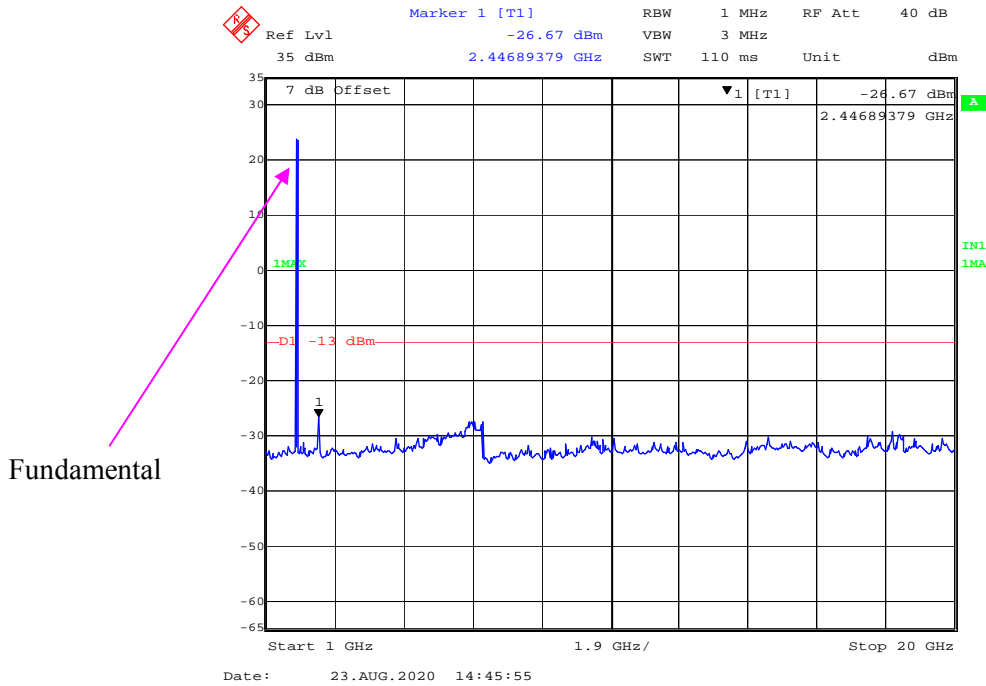
1 GHz – 20 GHz (1.4 MHz, 16-QAM, Middle Channel)



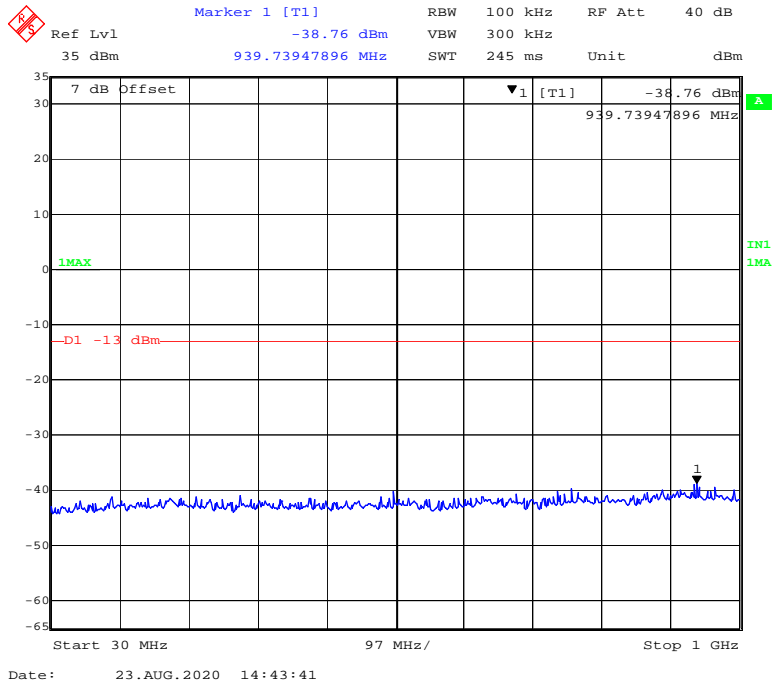
30 MHz - 1 GHz (3 MHz, QPSK, Middle Channel)



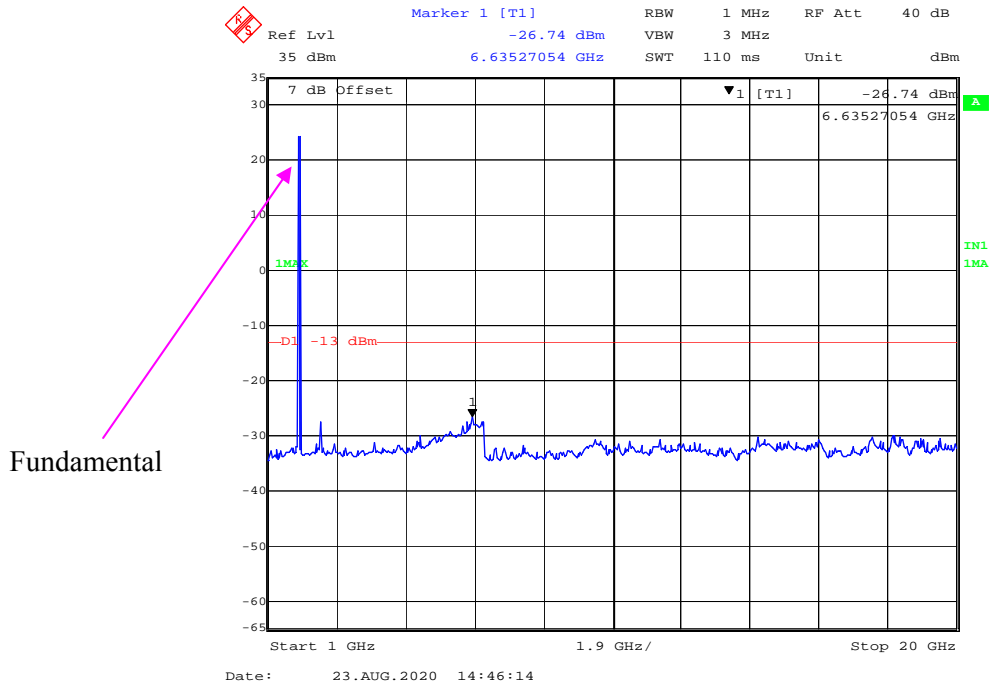
1 GHz - 20 GHz (3 MHz, QPSK, Middle Channel)



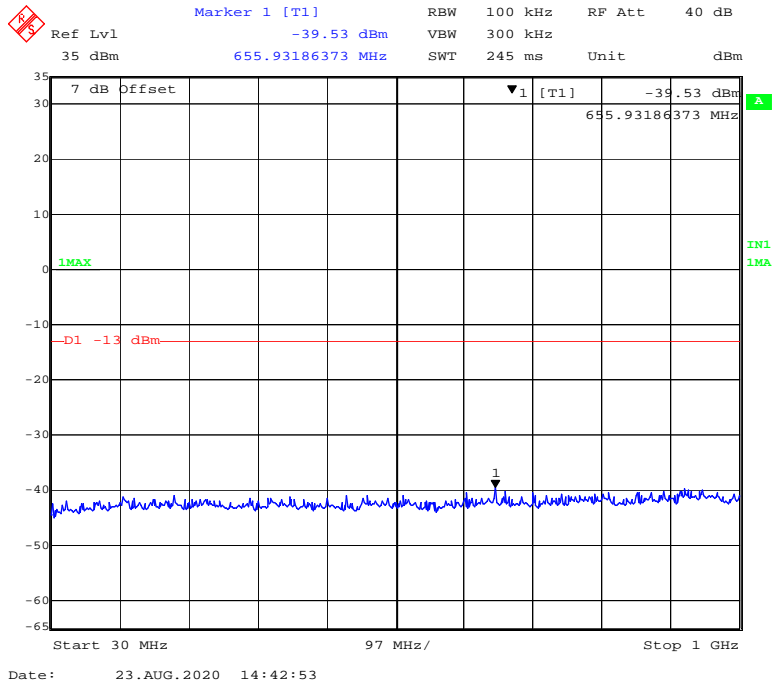
30 MHz - 1 GHz (3 MHz, 16-QAM, Middle Channel)



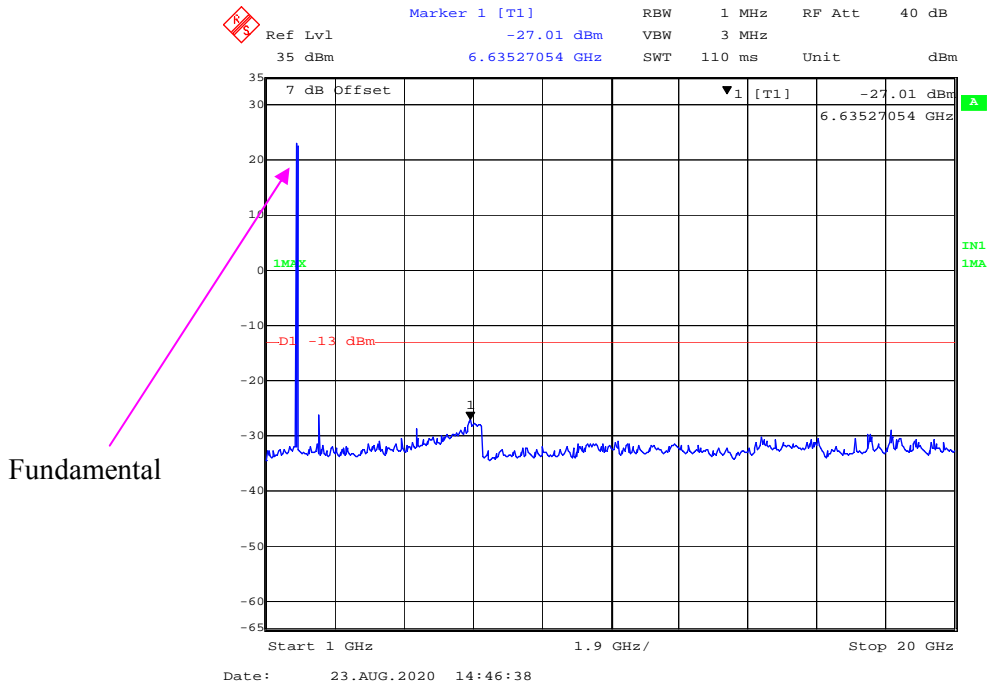
1 GHz – 20 GHz (3 MHz, 16-QAM, Middle Channel)



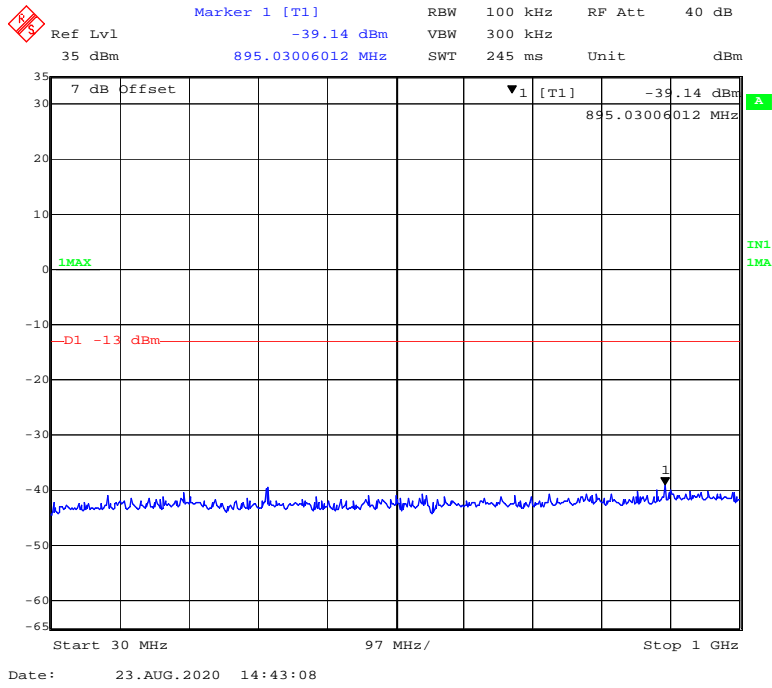
30 MHz - 1 GHz (5 MHz, QPSK, Middle Channel)



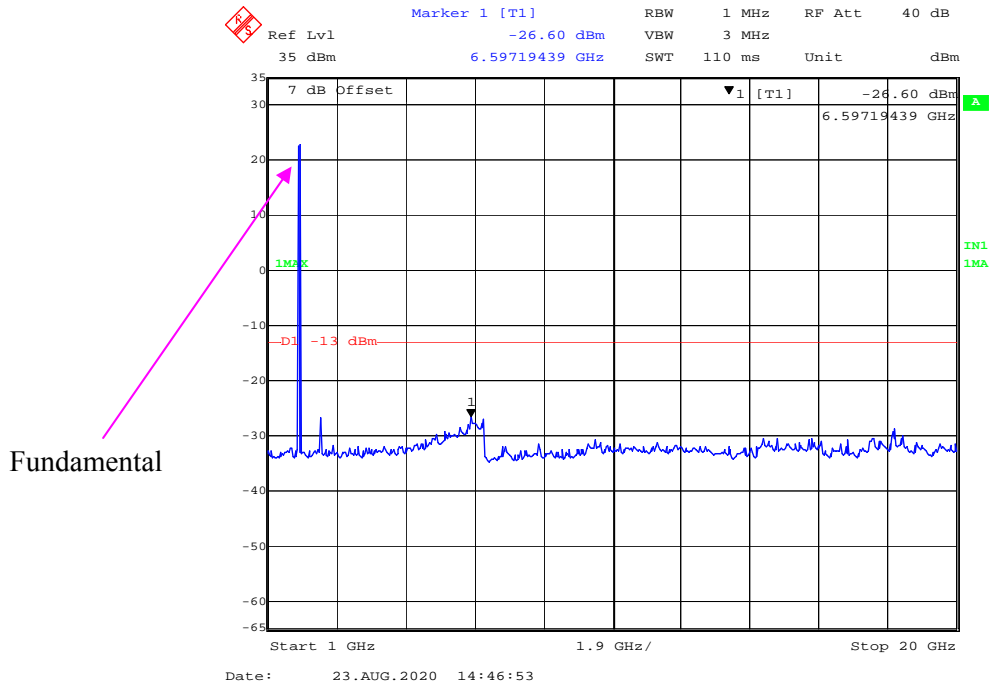
1 GHz – 20 GHz (5 MHz, QPSK, Middle Channel)



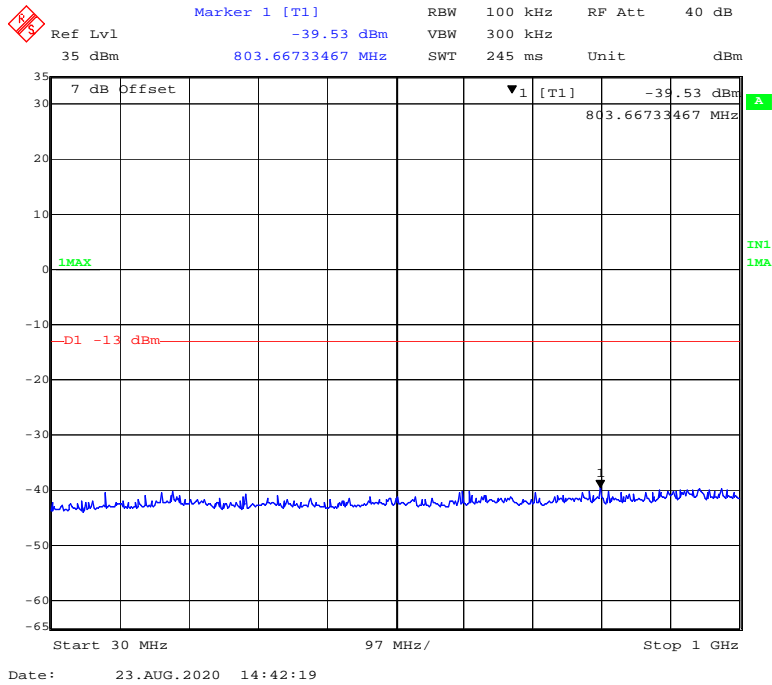
30 MHz - 1 GHz (5 MHz, 16-QAM, Middle Channel)



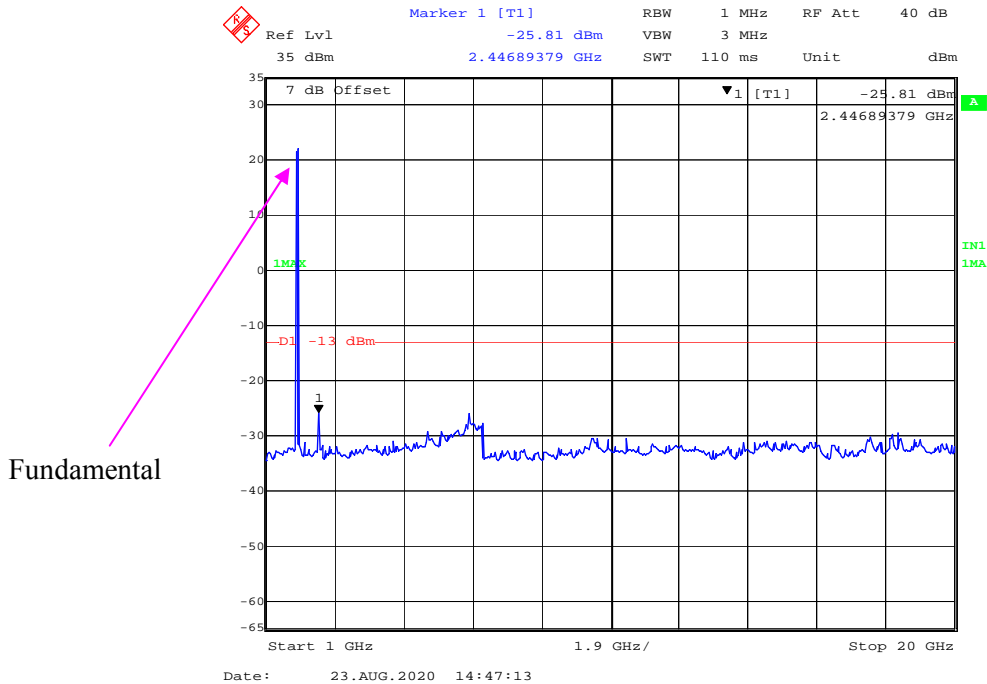
1 GHz – 20 GHz (5 MHz, 16-QAM, Middle Channel)



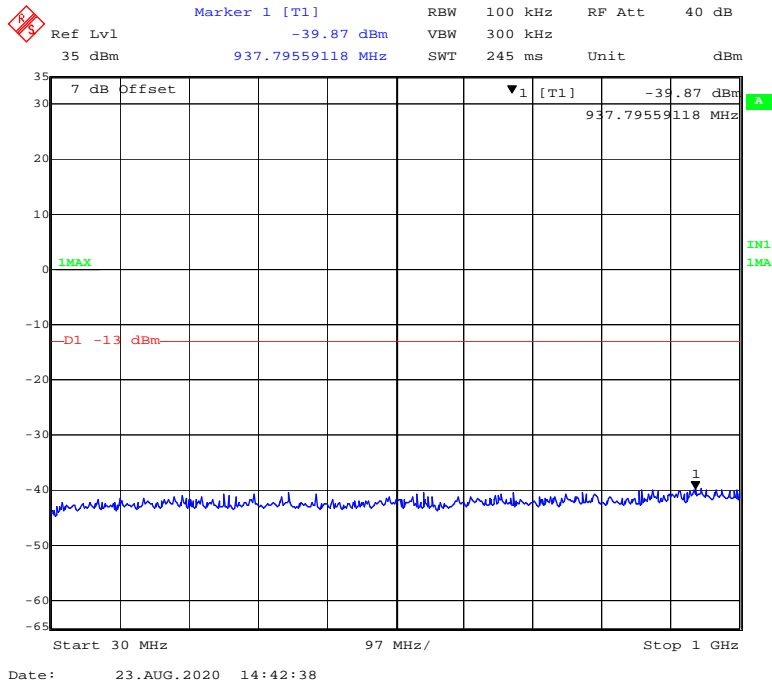
30 MHz - 1 GHz (10 MHz, QPSK, Middle Channel)



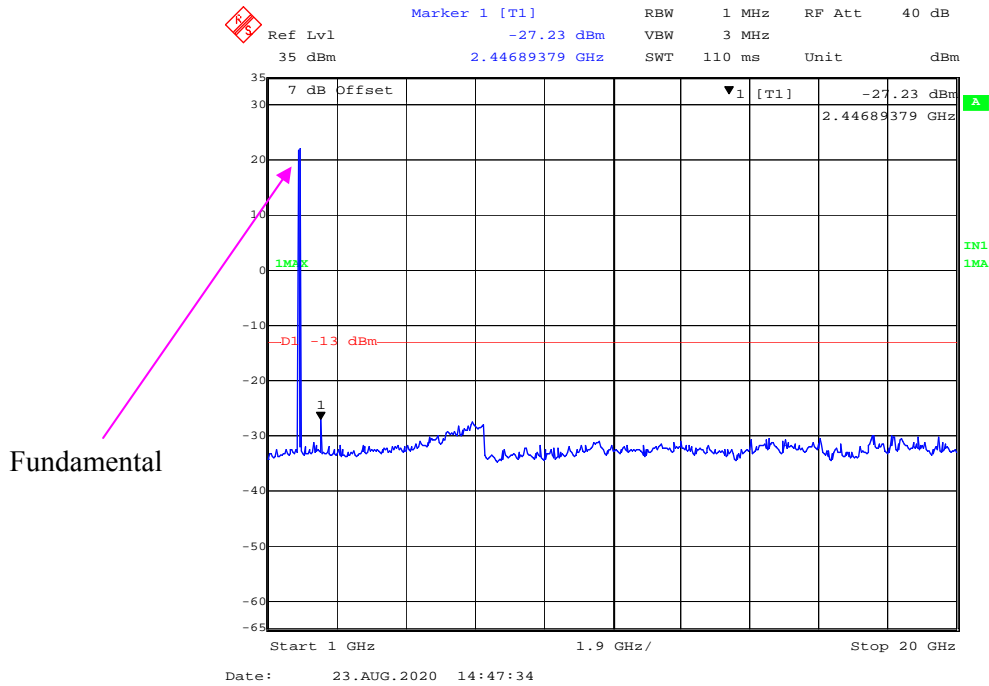
1 GHz – 20 GHz (10 MHz, QPSK, Middle Channel)



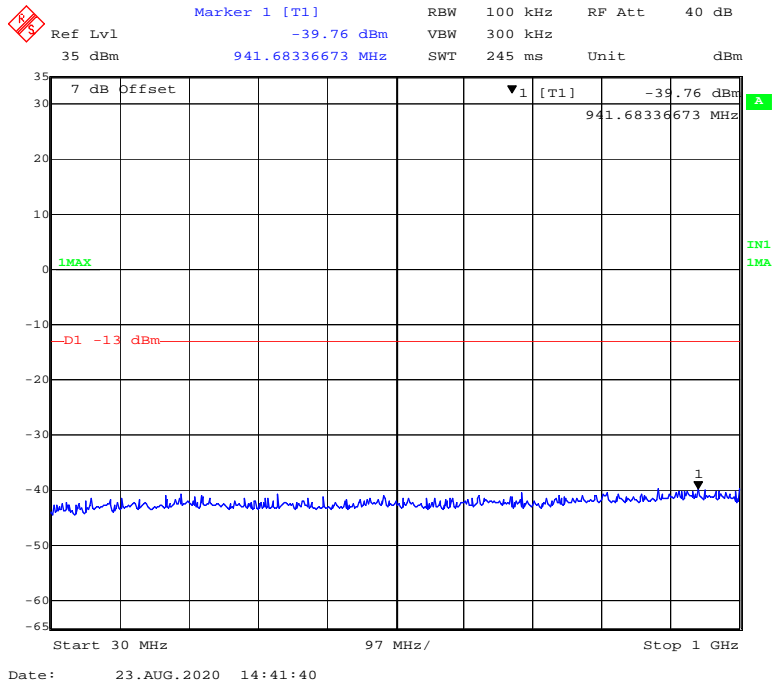
30 MHz - 1 GHz (10 MHz, 16-QAM, Middle Channel)



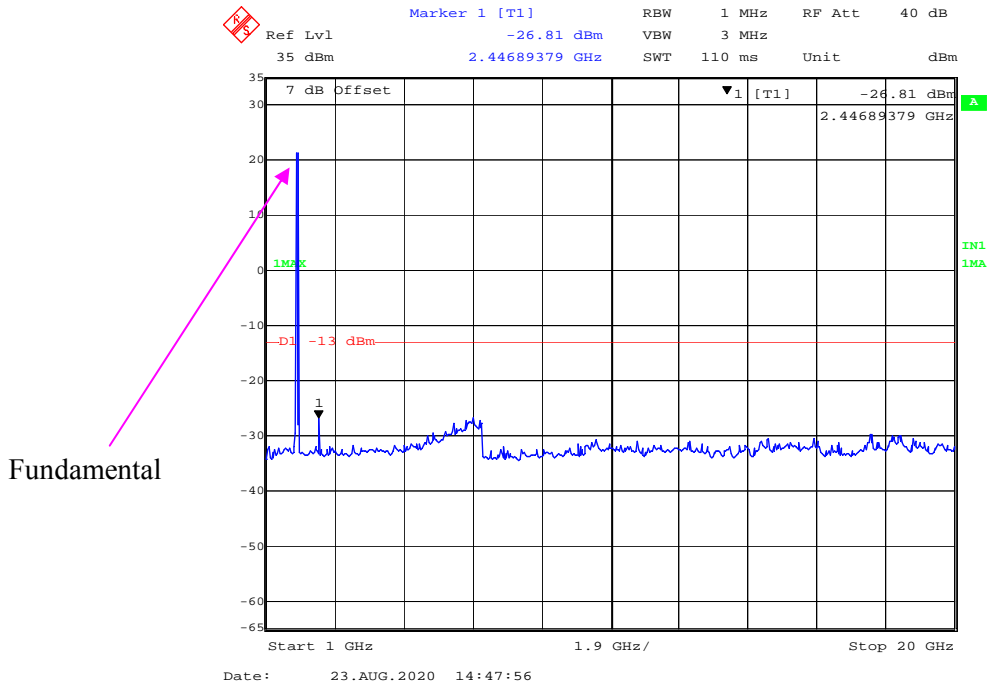
1 GHz - 20 GHz (10 MHz, 16-QAM, Middle Channel)



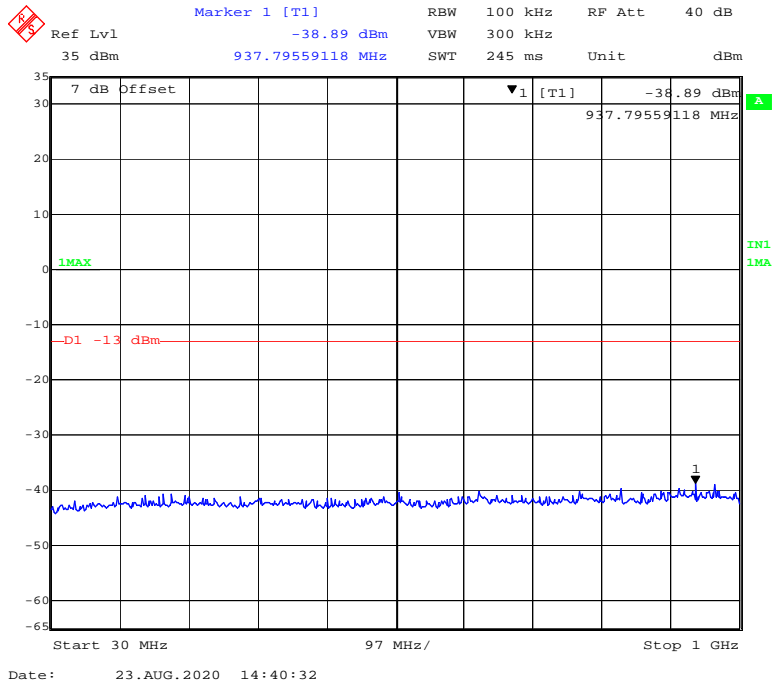
30 MHz - 1 GHz (15 MHz, QPSK, Middle Channel)



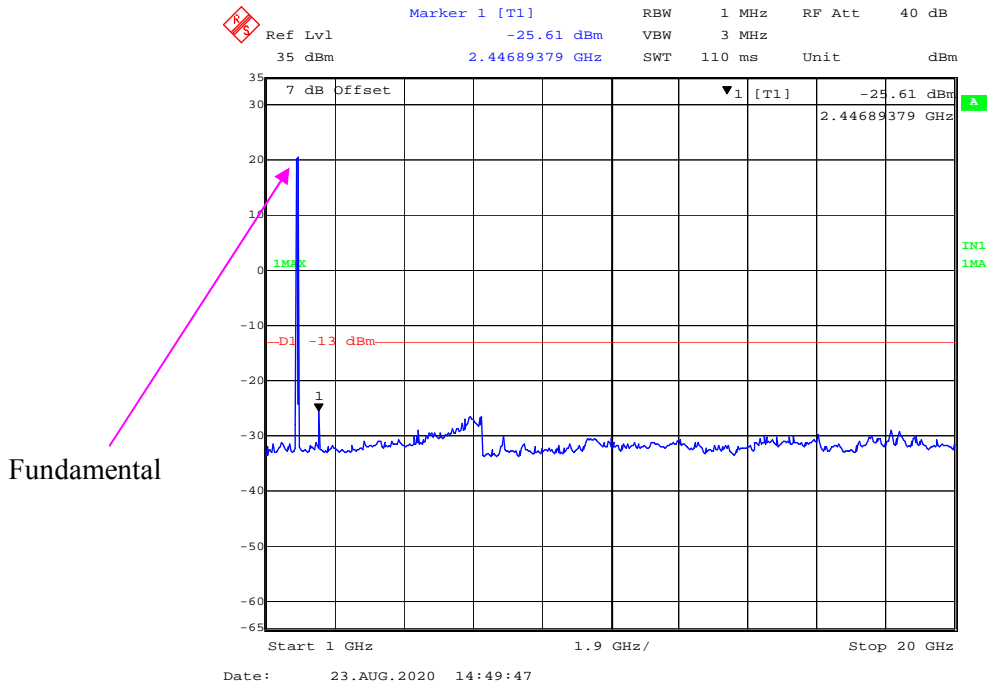
1 GHz – 20 GHz (15 MHz, QPSK, Middle Channel)



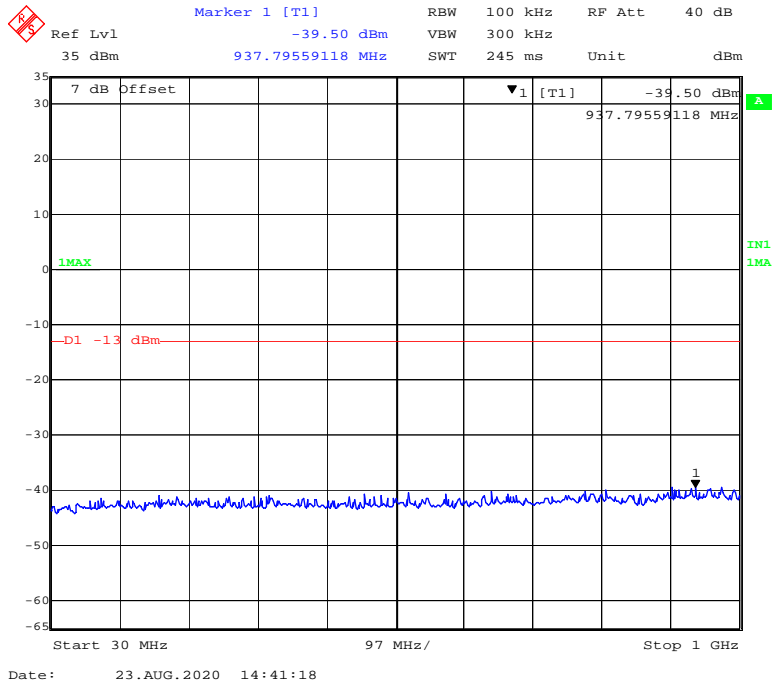
30 MHz - 1 GHz (20 MHz, QPSK, Middle Channel)



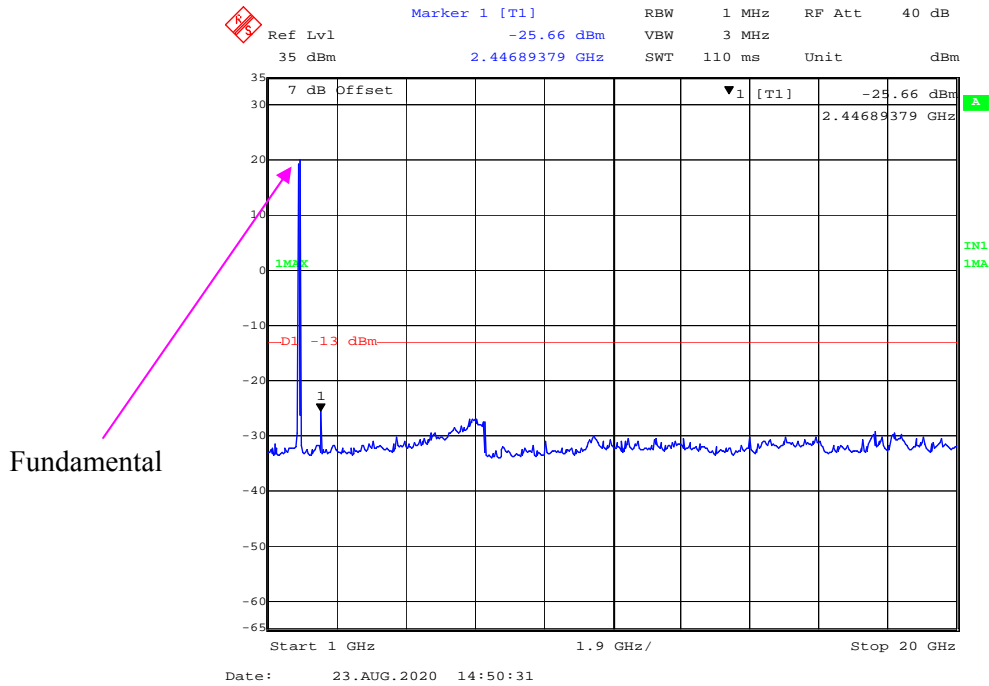
1 GHz - 20 GHz (20 MHz, QPSK, Middle Channel)



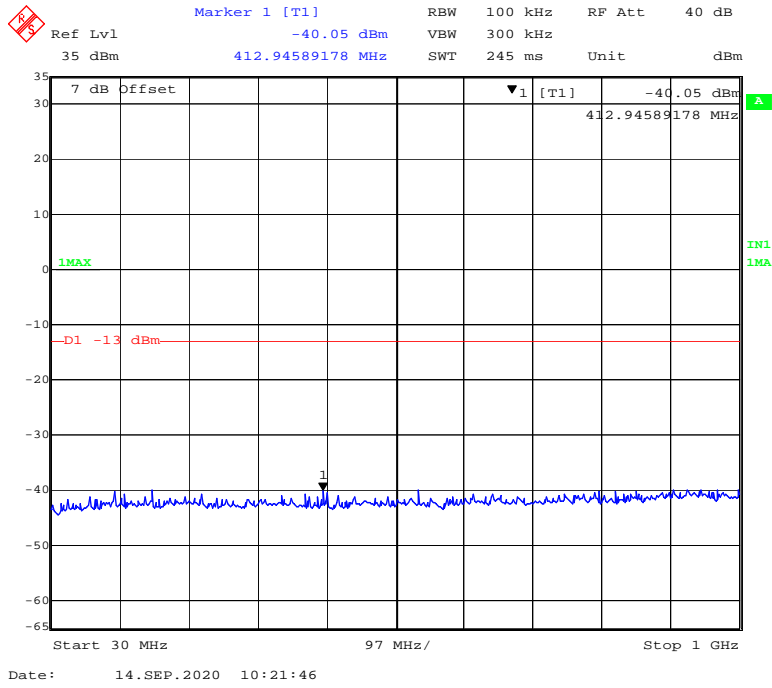
30 MHz - 1 GHz (20 MHz, 16-QAM, Middle Channel)



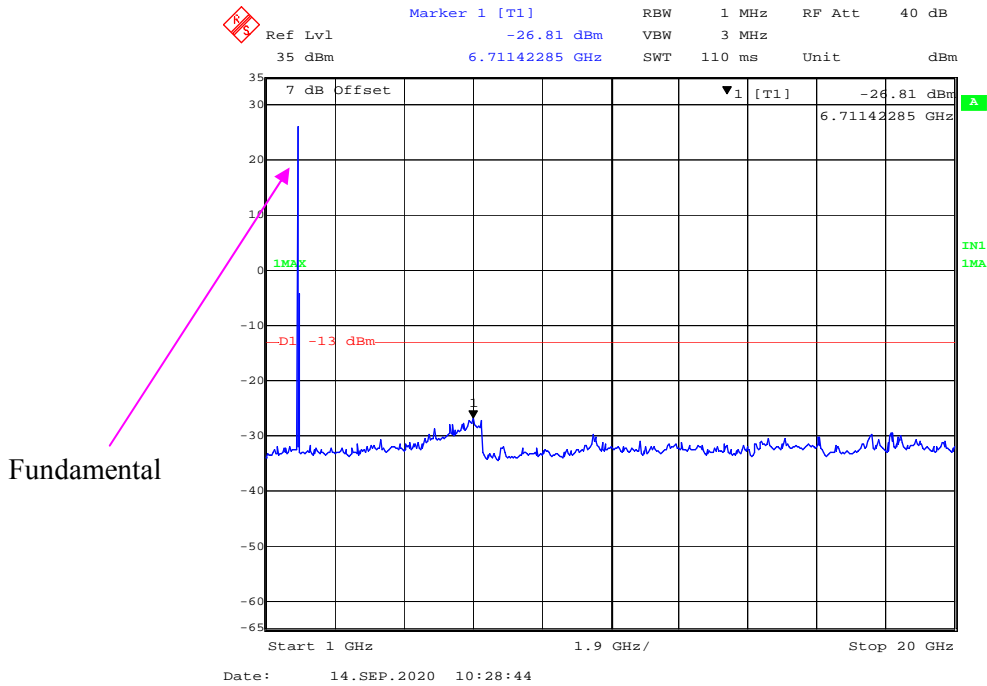
1 GHz – 20 GHz (20 MHz, 16-QAM, Middle Channel)



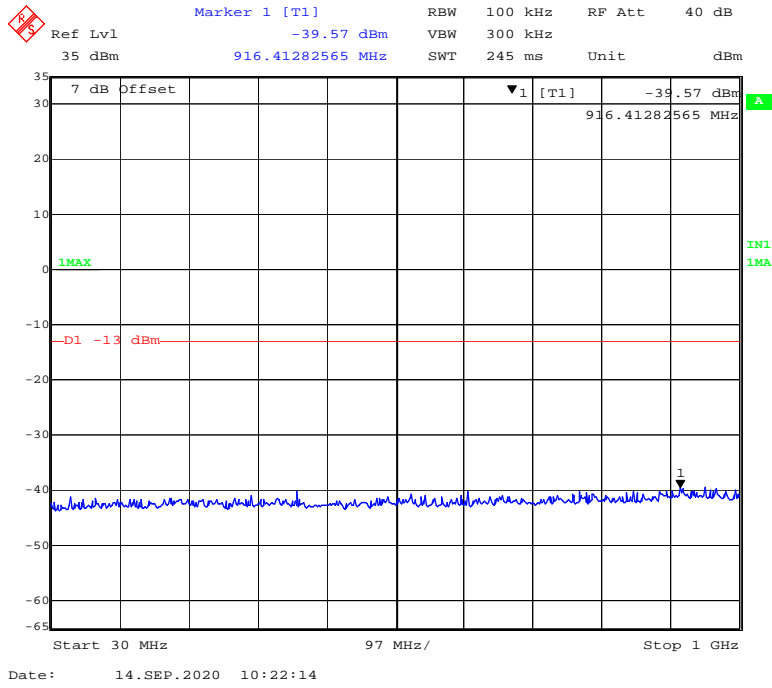
30 MHz - 1 GHz (1.4 MHz, QPSK, High Channel)



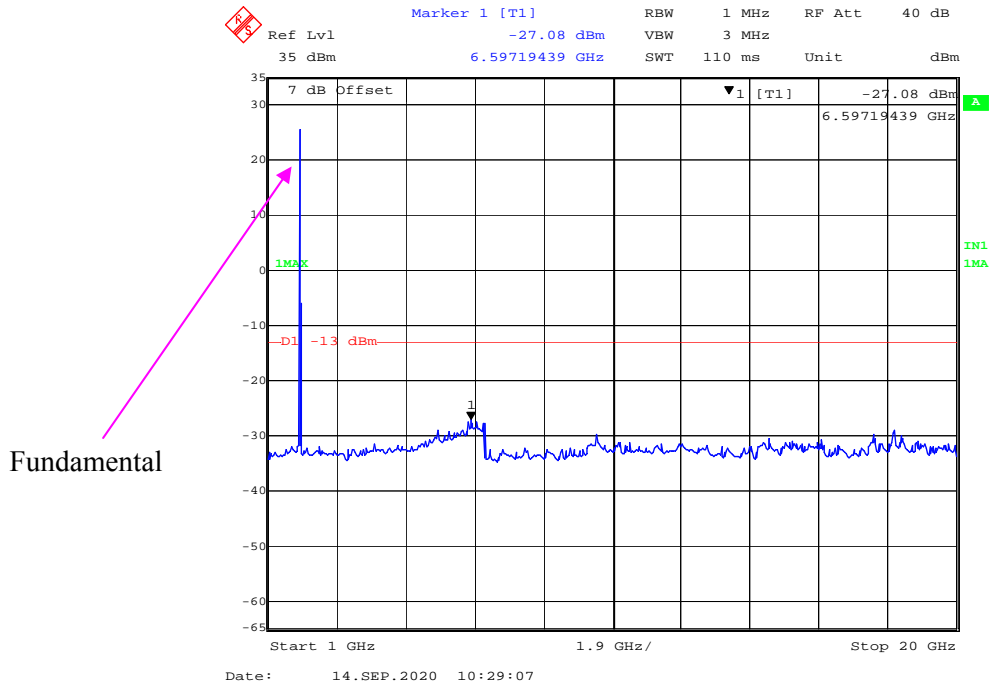
1 GHz - 20 GHz (1.4 MHz, QPSK, High Channel)



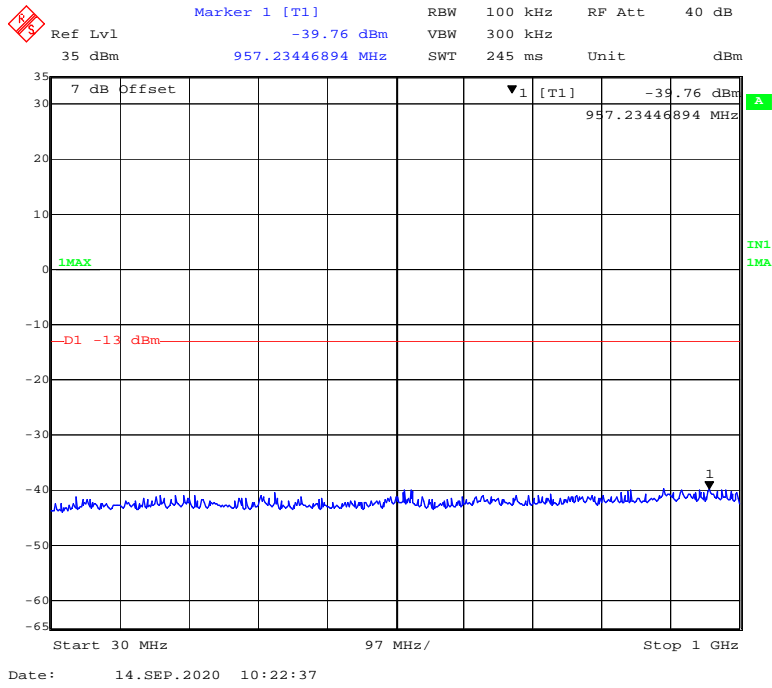
30 MHz - 1 GHz (1.4 MHz, 16-QAM, High Channel)



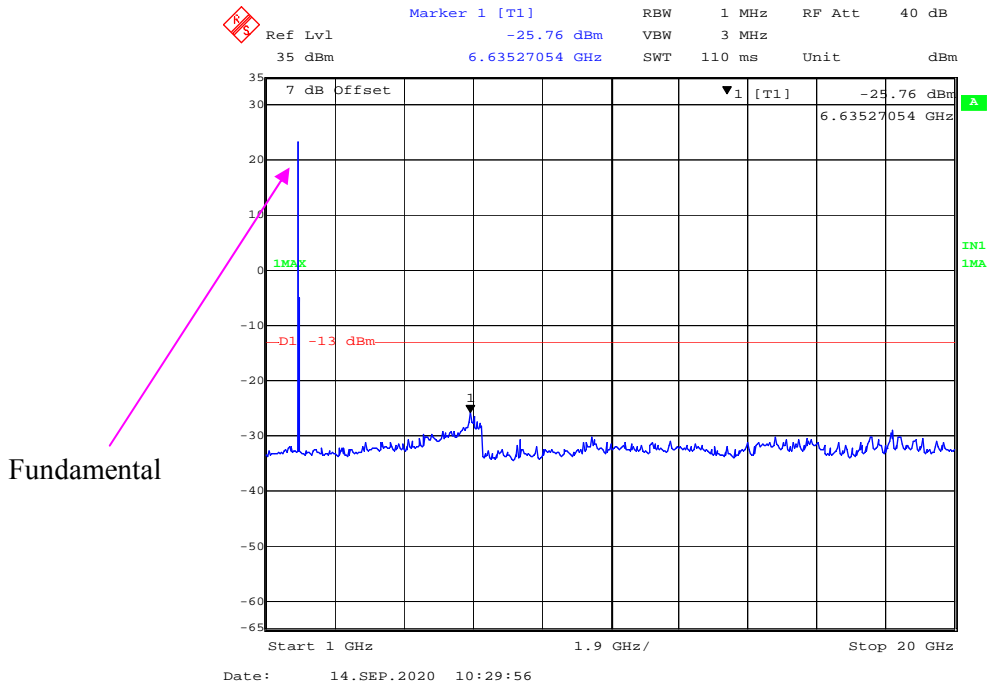
1 GHz – 20 GHz (1.4 MHz, 16-QAM, High Channel)



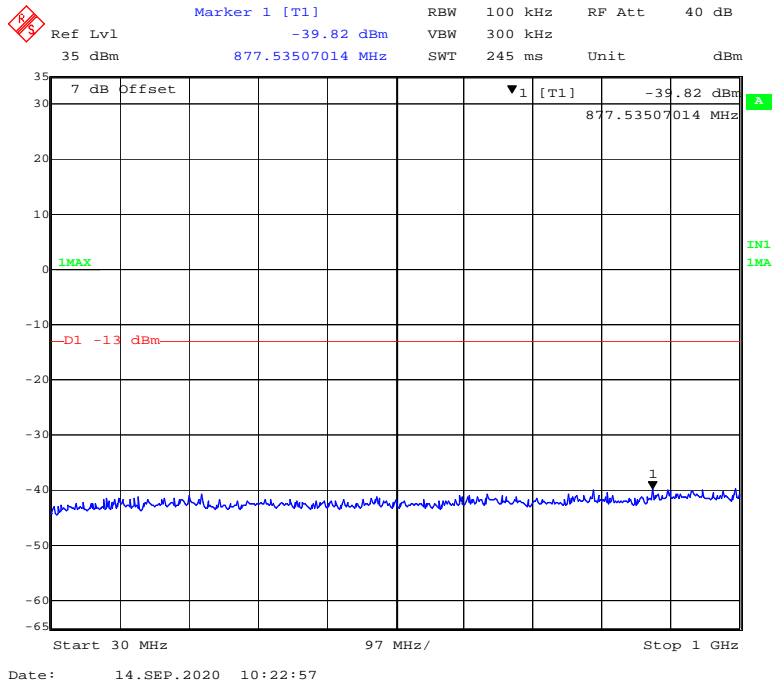
30 MHz - 1 GHz (3 MHz, QPSK, High Channel)



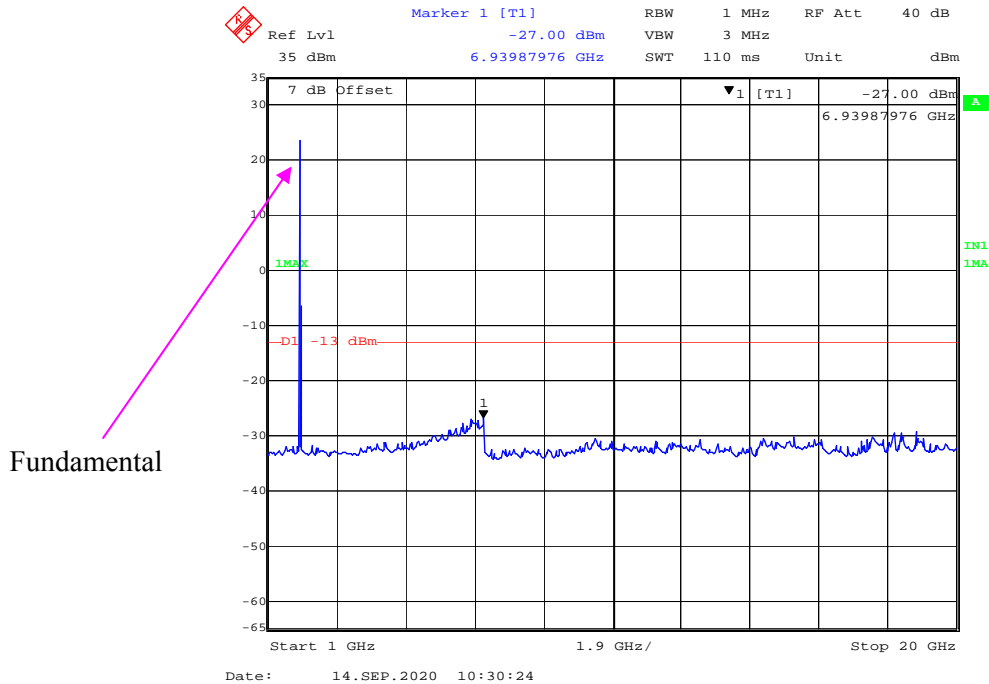
1 GHz – 20 GHz (3 MHz, QPSK, High Channel)



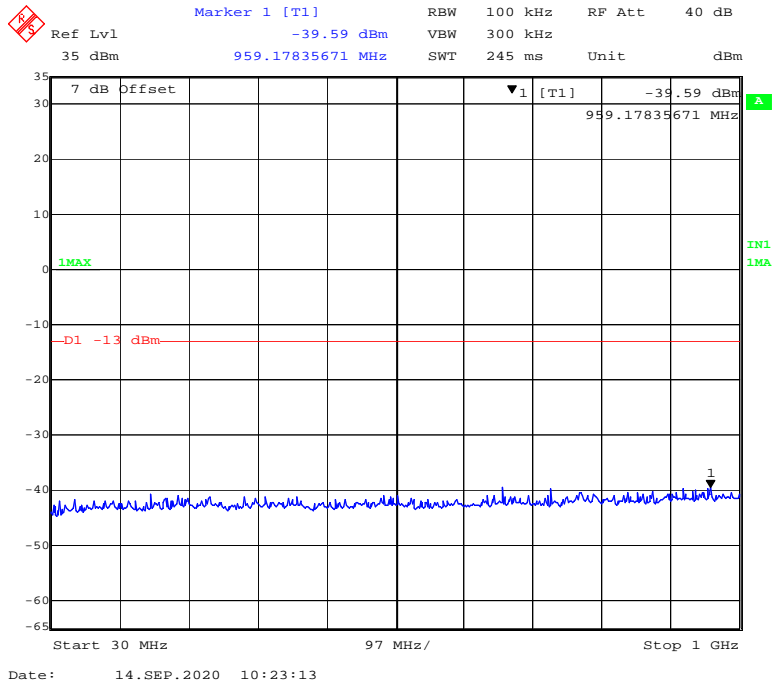
30 MHz - 1 GHz (3 MHz, 16-QAM, High Channel)



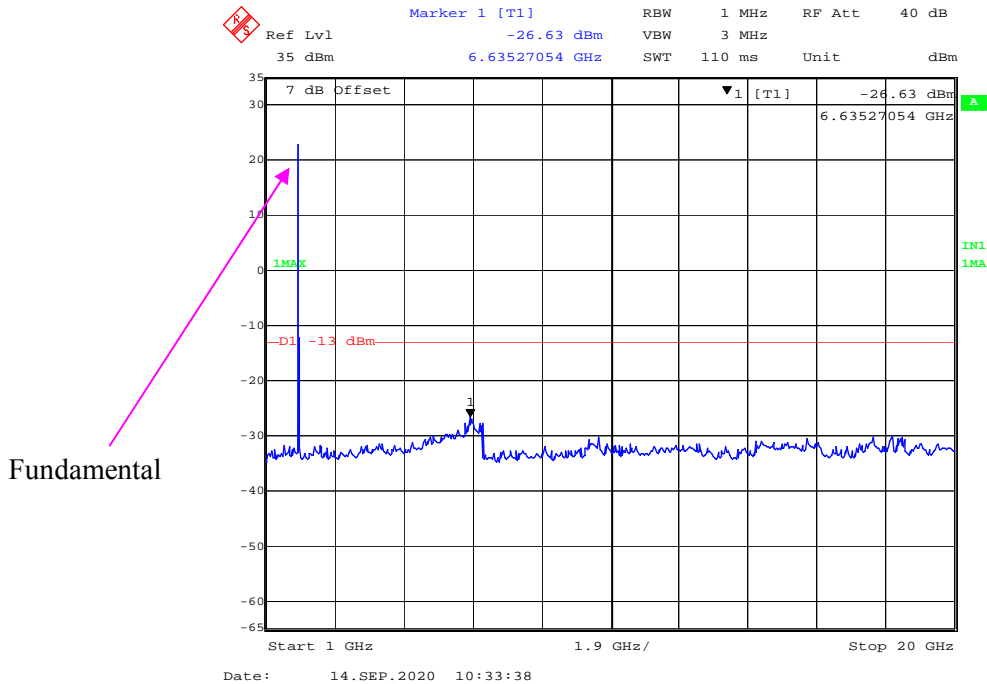
1 GHz – 20 GHz (3 MHz, 16-QAM, High Channel)



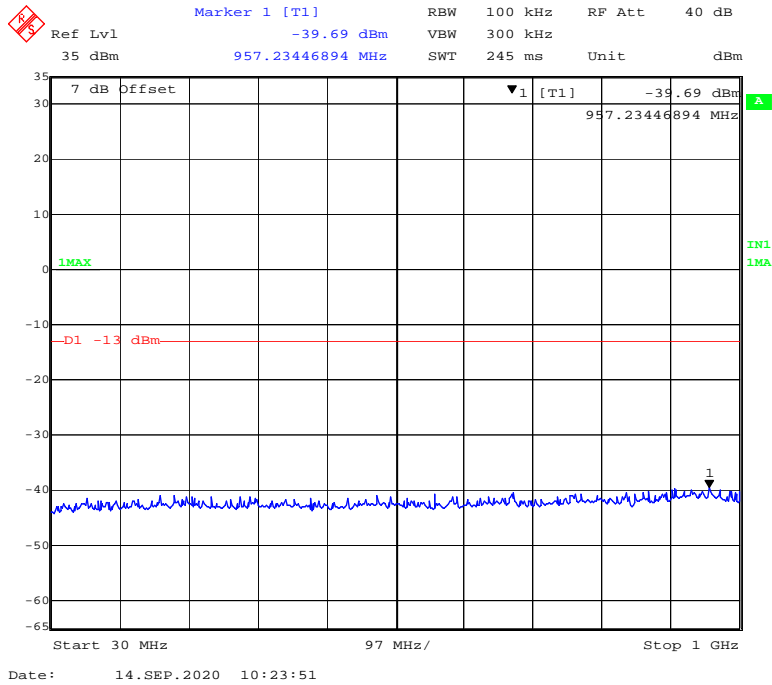
30 MHz - 1 GHz (5 MHz, QPSK, High Channel)



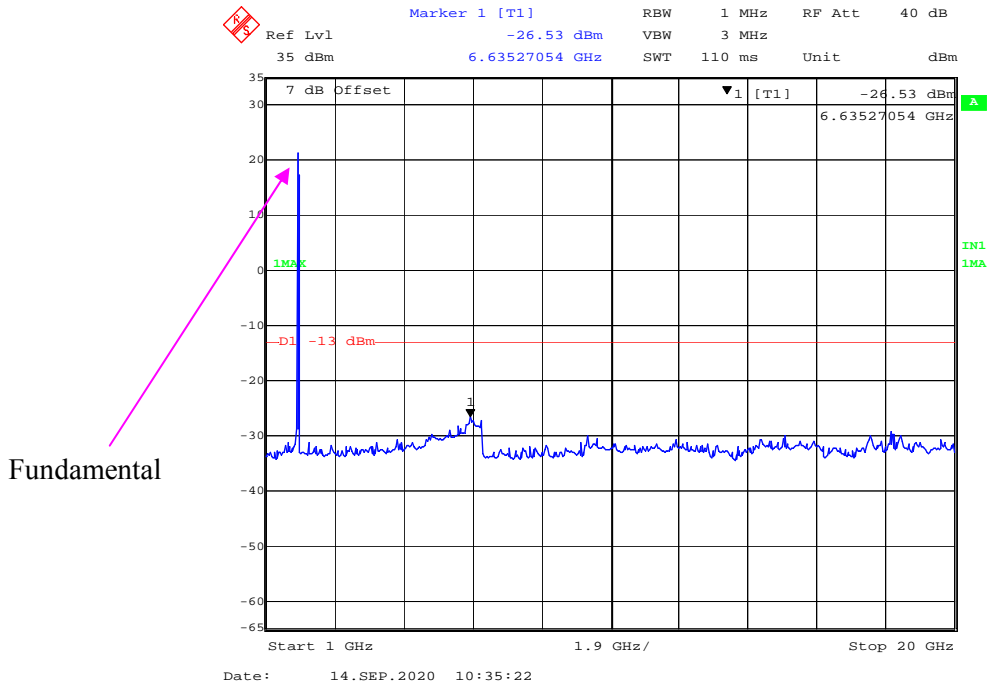
1 GHz – 20 GHz (5 MHz, QPSK, High Channel)



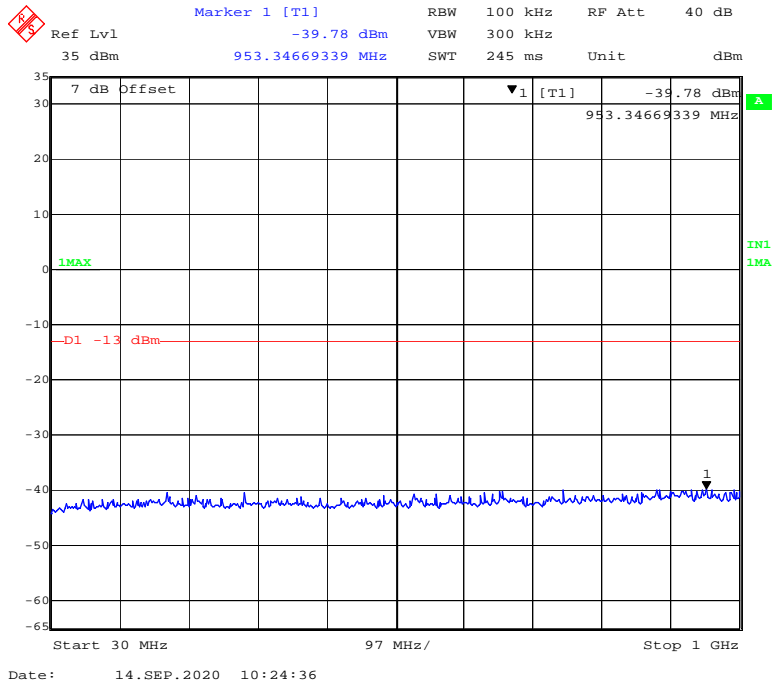
30 MHz - 1 GHz (10 MHz, QPSK, High Channel)



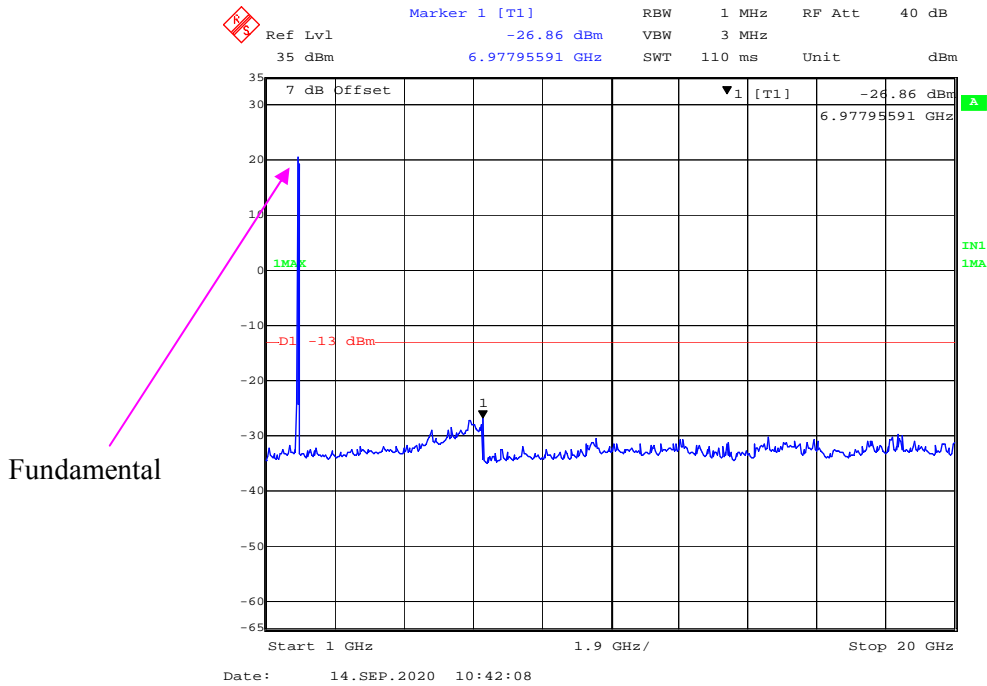
1 GHz - 20 GHz (10 MHz, QPSK, High Channel)



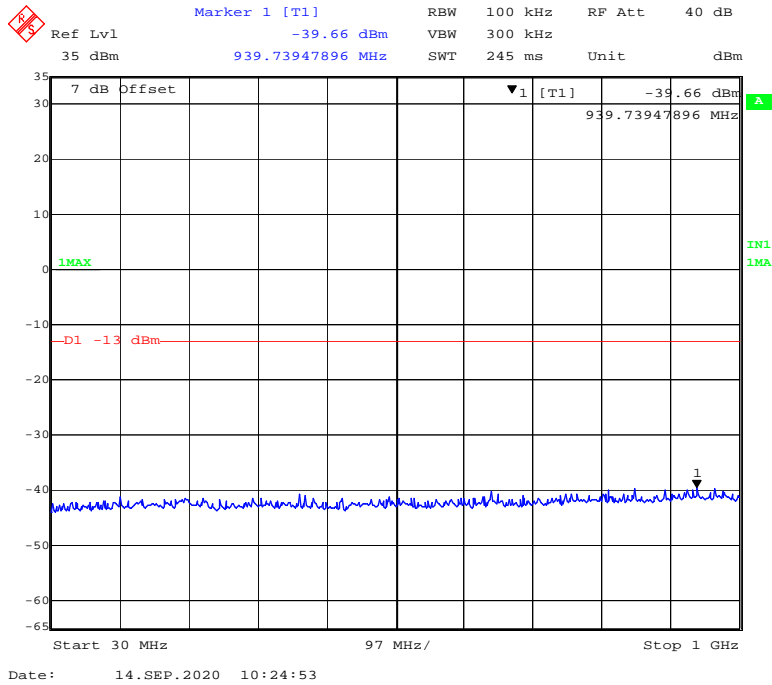
30 MHz - 1 GHz (15 MHz, QPSK, High Channel)



1 GHz - 20 GHz (15 MHz, QPSK, High Channel)



30 MHz - 1 GHz (15 MHz, 16-QAM, High Channel)



1 GHz - 20 GHz (15 MHz, 16-QAM, High Channel)

