











## Head position

<b>Cheek device with left head phantom.</b>	<b>Tilt device with left head phantom</b>
	
<b>EUT Setup Configuration 1</b>	<b>EUT Setup Configuration 2</b>
<b>Cheek device with right head phantom.</b>	<b>Tilt device with right head phantom</b>
	
<b>EUT Setup Configuration 3</b>	<b>EUT Setup Configuration 4</b>

**Test positions for body:**

According to the antenna position, the Body SAR is tested at the following 6 test positions all with the distance =10mm between the EUT and the phantom bottom :

<b>Phantom in body position</b>	<b>Ground in body position</b>
	
<b>EUT Setup Configuration 1</b>	<b>EUT Setup Configuration 2</b>
<b>left Side in body position</b>	<b>right Side in body position</b>
	
<b>EUT Setup Configuration 3</b>	<b>EUT Setup Configuration 4</b>
<b>Top Side in body position</b>	<b>Bottom Side in body position</b>
	
<b>EUT Setup Configuration 5</b>	<b>EUT Setup Configuration 6</b>