













Test positions for body:

According to the antenna position, the Body SAR is tested at the following 6 test positions all with the distance =5mm between the EUT and the phantom bottom :

Front in body position	Back in body position
	
EUT Setup Configuration 1	EUT Setup Configuration 2
Left Side in body position	Right Side in body position
	
EUT Setup Configuration 3	EUT Setup Configuration 4
Top Side in body position	Bottom Side in body position
	
EUT Setup Configuration 5	EUT Setup Configuration 6

Test positions for body:

According to the antenna position, the Body SAR is tested at the following 6 test positions all with the distance =0mm between the EUT and the phantom bottom :

Front in body position	Back in body position
	
EUT Setup Configuration 1	EUT Setup Configuration 2
Left Side in body position	Right Side in body position
	
EUT Setup Configuration 3	EUT Setup Configuration 4
Top Side in body position	Bottom Side in body position
	
EUT Setup Configuration 5	EUT Setup Configuration 6