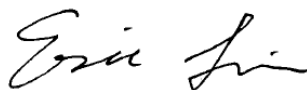


FCC SAR TEST REPORT

Application No.: KSCR2204000503AT
Applicant: Shanghai Sunmi Technology Co.,Ltd.
Address of Applicant: Room 505, KIC Plaza, No.388 Song Hu Road, Yang Pu District, Shanghai, China
Manufacturer: Shanghai Sunmi Technology Co.,Ltd.
Address of Manufacturer: Room 505, KIC Plaza, No.388 Song Hu Road, Yang Pu District, Shanghai, China
Product Name: Smart POS system
Model No.(EUT): T6820
Trade mark: SUNMI
FCC ID: 2AH25T6820
Standard(s) : FCC 47CFR §2.1093
Date of Receipt: 2022-05-19
Date of Test: 2022-06-08 to 2022-06-13
Date of Issue: 2022-06-25

Test Result:	Pass*
---------------------	--------------

* In the configuration tested, the EUT complied with the standards specified above.



Eric Lin
EMC Laboratory Manager



Unless otherwise agreed in writing, this document is issued by the Company subject to its General Conditions of Service printed overleaf, available on request or accessible at <http://www.sgs.com/en/Terms-and-Conditions.aspx> and, for electronic format documents, subject to Terms and Conditions for Electronic Documents at <http://www.sgs.com/en/Terms-and-Conditions/Terms-e-Documents.aspx>. Attention is drawn to the limitation of liability, indemnification and jurisdiction issues defined therein. Any holder of this document is advised that information contained hereon reflects the Company's findings at the time of its intervention only and within the limits of Client's instructions, if any. The Company's sole responsibility is to its Client and this document does not exonerate parties to a transaction from exercising all their rights and obligations under the transaction documents. This document cannot be reproduced except in full, without prior written approval of the Company. Any unauthorized alteration, forgery or falsification of the content or appearance of this document is unlawful and offenders may be prosecuted to the fullest extent of the law. Unless otherwise stated the results shown in this test report refer only to the sample(s) tested and such sample(s) are retained for 30 days only.

Attention: To check the authenticity of testing /inspection report & certificate, please contact us at telephone: (86-755) 8307 1443, or email: CN_Doccheck@sgs.com

No.10, Weiye Road, Innovation Park, Kunshan, Jiangsu, China 215300
中国·江苏·昆山市留学生创业园伟业路10号 邮编 215300

t(86-512)57355888 f(86-512)57370818 www.sgs.com.cn
t(86-512)57355888 f(86-512)57370818 sgs.china@sgs.com

REVISION HISTORY

Revision Record			
Version	Description	Date	Remark
00	Original	2022-06-25	/

Authorized for issue by:			
		<i>Richard Kong</i>	
		Richard.Kong/ Project Engineer	
		<i>Eric Lin</i>	
		Eric.Lin/Reviewer	

Unless otherwise agreed in writing, this document is issued by the Company subject to its General Conditions of Service printed overleaf, available on request or accessible at <http://www.sgs.com/en/Terms-and-Conditions.aspx> and, for electronic format documents, subject to Terms and Conditions for Electronic Documents at <http://www.sgs.com/en/Terms-and-Conditions/Terms-e-Documents.aspx>. Attention is drawn to the limitation of liability, indemnification and jurisdiction issues defined therein. Any holder of this document is advised that information contained hereon reflects the Company's findings at the time of its intervention only and within the limits of Client's instructions, if any. The Company's sole responsibility is to its Client and this document does not exonerate parties to a transaction from exercising all their rights and obligations under the transaction documents. This document cannot be reproduced except in full, without prior written approval of the Company. Any unauthorized alteration, forgery or falsification of the content or appearance of this document is unlawful and offenders may be prosecuted to the fullest extent of the law. Unless otherwise stated the results shown in this test report refer only to the sample(s) tested and such sample(s) are retained for 30 days only.

Attention: To check the authenticity of testing /inspection report & certificate, please contact us at telephone: (86-755) 8307 1443, or email: CN.Doccheck@sgs.com

No.10, Weiye Road, Innovation Park, Kunshan, Jiangsu, China 215300
 中国·江苏·昆山市留学生创业园伟业路10号 邮编 215300

t(86-512)57355888 f(86-512)57370818 www.sgsgroup.com.cn
 t(86-512)57355888 f(86-512)57370818 sgs.china@sgs.com



TEST SUMMARY

Frequency Band	Maximum Reported SAR(W/kg)
	Body
GSM 850	0.87
GSM 1900	1.16
WCDMA Band II	0.94
WCDMA Band IV	0.92
WCDMA Band V	0.94
LTE Band 2	1.19
LTE Band 4	1.07
LTE Band 5	1.05
LTE Band 7	0.92
LTE Band 12	1.23
LTE Band 17	1.26
LTE Band 25	1.23
LTE Band 26	1.05
LTE Band 38	1.19
LTE Band 41	1.20
LTE Band 66	1.13
WI-FI (2.4GHz)	0.79
WI-FI (5GHz)	0.93
Bluetooth	0.41
SAR Limited(W/kg)	1.6
Maximum Simultaneous Transmission SAR (W/kg)	
Scenario	Body
Sum SAR	1.28
SPLSR	/
SPLSR Limited	0.04

Unless otherwise agreed in writing, this document is issued by the Company subject to its General Conditions of Service printed overleaf, available on request or accessible at <http://www.sgs.com/en/Terms-and-Conditions.aspx> and, for electronic format documents, subject to Terms and Conditions for Electronic Documents at <http://www.sgs.com/en/Terms-and-Conditions/Terms-e-Document.aspx>. Attention is drawn to the limitation of liability, indemnification and jurisdiction issues defined therein. Any holder of this document is advised that information contained hereon reflects the Company's findings at the time of its intervention only and within the limits of Client's instructions, if any. The Company's sole responsibility is to its Client and this document does not exonerate parties to a transaction from exercising all their rights and obligations under the transaction documents. This document cannot be reproduced except in full, without prior written approval of the Company. Any unauthorized alteration, forgery or falsification of the content or appearance of this document is unlawful and offenders may be prosecuted to the fullest extent of the law. Unless otherwise stated the results shown in this test report refer only to the sample(s) tested and such sample(s) are retained for 30 days only.

Attention: To check the authenticity of testing /inspection report & certificate, please contact us at telephone: (86-755) 8307 1443, or email: CN.Doccheck@sgs.com

No.10, Weiye Road, Innovation Park, Kunshan, Jiangsu, China 215300

t(86-512)57355888 f(86-512)57370818 www.sgsgroup.com.cn

中国·江苏·昆山市留学生创业园伟业路10号 邮编 215300

t(86-512)57355888 f(86-512)57370818 sgs.china@sgs.com



Compliance Certification Services (Kunshan) Inc.
EMC Laboratory

Note:

Products are classified as Scanner version and non- Scanner version. they are the identical in electrical and electronic characters.

There are two different supplies. The differences of supply mainly include the following: LCM, Camera, loudspeaker, PCB, button cell, rear camera lens, scanner lens.

SKU1 stand for Scanner version with the first supplier.

SKU2 stand for Scanner version with the second supplier.

SKU3 stand for non- Scanner version the first supplier.

SKU4 stand for non- Scanner version the second supplier.

Mainly evaluate sku1 SAR value, and verify the worst value of sku2/sku3/sku4.



Unless otherwise agreed in writing, this document is issued by the Company subject to its General Conditions of Service printed overleaf, available on request or accessible at <http://www.sgs.com/en/Terms-and-Conditions.aspx> and, for electronic format documents, subject to Terms and Conditions for Electronic Documents at <http://www.sgs.com/en/Terms-and-Conditions/Terms-e-Documents.aspx>. Attention is drawn to the limitation of liability, indemnification and jurisdiction issues defined therein. Any holder of this document is advised that information contained hereon reflects the Company's findings at the time of its intervention only and within the limits of Client's instructions, if any. The Company's sole responsibility is to its Client and this document does not exonerate parties to a transaction from exercising all their rights and obligations under the transaction documents. This document cannot be reproduced except in full, without prior written approval of the Company. Any unauthorized alteration, forgery or falsification of the content or appearance of this document is unlawful and offenders may be prosecuted to the fullest extent of the law. Unless otherwise stated the results shown in this test report refer only to the sample(s) tested and such sample(s) are retained for 30 days only.

Attention: To check the authenticity of testing /inspection report & certificate, please contact us at telephone: (86-755) 8307 1443, or email: CN.Doccheck@sgs.com

No.10, Weiye Road, Innovation Park, Kunshan, Jiangsu, China 215300

中国·江苏·昆山市留学生创业园伟业路10号 邮编 215300

t(86-512)57355888 f(86-512)57370818 www.sgsgroup.com.cn

t(86-512)57355888 f(86-512)57370818 sgs.china@sgs.com

CONTENTS

1	GENERAL INFORMATION.....	8
1.1	GENERAL DESCRIPTION OF EUT.....	8
1.1.1	<i>DUT Antenna Locations</i>	10
1.2	TEST SPECIFICATION.....	11
1.3	RF EXPOSURE LIMITS.....	12
1.4	TEST LOCATION.....	13
1.5	TEST FACILITY.....	13
2	LABORATORY ENVIRONMENT.....	14
3	SAR MEASUREMENTS SYSTEM CONFIGURATION.....	15
3.1	THE SAR MEASUREMENT SYSTEM.....	15
3.2	ISOTROPIC E-FIELD PROBE EX3DV4.....	16
3.3	DATA ACQUISITION ELECTRONICS (DAE).....	18
3.4	SAM TWIN PHANTOM.....	18
3.5	ELI PHANTOM.....	19
3.6	DEVICE HOLDER FOR TRANSMITTERS.....	20
3.7	MEASUREMENT PROCEDURE.....	21
3.7.1	<i>Scanning procedure</i>	21
3.7.2	<i>Data Storage</i>	23
3.7.3	<i>Data Evaluation by SEMCAD</i>	23
4	SAR MEASUREMENT VARIABILITY AND UNCERTAINTY.....	25
4.1	SAR MEASUREMENT VARIABILITY.....	25
4.2	SAR MEASUREMENT UNCERTAINTY.....	26
5	DESCRIPTION OF TEST POSITION.....	27
5.1	BODY TEST POSITION.....	27
5.2	PROXIMITY SENSOR TRIGGERING TEST.....	28
6	SAR SYSTEM VERIFICATION PROCEDURE.....	30
6.1	TISSUE SIMULATE LIQUID.....	30
6.1.1	<i>Recipes for Tissue Simulate Liquid</i>	30
6.1.2	<i>Test Liquids Confirmation</i>	31
6.1.3	<i>Measurement for Tissue Simulate Liquid</i>	32
6.2	SAR SYSTEM CHECK.....	33
6.2.1	<i>Justification for Extended SAR Dipole Calibrations</i>	34
6.2.2	<i>Summary System Check Result(s)</i>	35
6.2.3	<i>Detailed System Check Results</i>	35
7	TEST CONFIGURATION.....	36

Unless otherwise agreed in writing, this document is issued by the Company subject to its General Conditions of Service printed overleaf, available on request or accessible at <http://www.sgs.com/en/Terms-and-Conditions.aspx> and, for electronic format documents, subject to Terms and Conditions for Electronic Documents at <http://www.sgs.com/en/Terms-and-Conditions/Terms-e-Documents.aspx>. Attention is drawn to the limitation of liability, indemnification and jurisdiction issues defined therein. Any holder of this document is advised that information contained hereon reflects the Company's findings at the time of its intervention only and within the limits of Client's instructions, if any. The Company's sole responsibility is to its Client and this document does not exonerate parties to a transaction from exercising all their rights and obligations under the transaction documents. This document cannot be reproduced except in full, without prior written approval of the Company. Any unauthorized alteration, forgery or falsification of the content or appearance of this document is unlawful and offenders may be prosecuted to the fullest extent of the law. Unless otherwise stated the results shown in this test report refer only to the sample(s) tested and such sample(s) are retained for 30 days only.

Attention: To check the authenticity of testing /inspection report & certificate, please contact us at telephone: (86-755) 8307 1443, or email: CN.Doccheck@sgs.com

No.10, Weiye Road, Innovation Park, Kunshan, Jiangsu, China 215300

t(86-512)57355888 f(86-512)57370818 www.sgsgroup.com.cn

中国·江苏·昆山市留学生创业园伟业路10号 邮编 215300

t(86-512)57355888 f(86-512)57370818 sgs.china@sgs.com



7.1 3G SAR TEST REDUCTION PROCEDURE36

7.2 OPERATION CONFIGURATIONS36

 7.2.1 GSM Test Configuration36

 7.2.2 WCDMA Test Configuration36

 7.2.3 Wi-Fi Test Configuration41

 7.2.4 LTE Test Configuration46

 7.2.5 Bluetooth Test Configuration48

8 TEST RESULT49

8.1 MEASUREMENT OF RF CONDUCTED POWER49

 8.1.1 Conducted Power Of GSM49

 8.1.2 Conducted Power Of WCDMA50

 8.1.3 Conducted Power Of LTE53

 8.1.4 Conducted Power Of Wi-Fi103

 8.1.5 Conducted Power Of BT105

8.2 MEASUREMENT OF SAR DATA106

 8.2.1 SAR Result Of GSM 850107

 8.2.2 SAR Result Of GSM 1900108

 8.2.3 SAR Result Of WCDMA Band II109

 8.2.4 SAR Result Of WCDMA Band IV110

 8.2.5 SAR Result Of WCDMA Band V111

 8.2.6 SAR Result Of LTE Band 2112

 8.2.7 SAR Result Of LTE Band 4113

 8.2.8 SAR Result Of LTE Band 5114

 8.2.9 SAR Result Of LTE Band 7115

 8.2.10 SAR Result Of LTE Band 12116

 8.2.11 SAR Result Of LTE Band 17117

 8.2.12 SAR Result Of LTE Band 25118

 8.2.13 SAR Result Of LTE Band 26119

 8.2.14 SAR Result Of LTE Band 38120

 8.2.15 SAR Result Of LTE Band 41121

 8.2.16 SAR Result Of LTE Band 66122

 8.2.17 SAR Result Of 2.4GHz Wi-Fi123

 8.2.18 SAR Result Of Bluetooth124

 8.2.19 SAR Result Of WIFI 5G125

8.3 MULTIPLE TRANSMITTER EVALUATION127

 8.3.1 Simultaneous SAR SAR test evaluation127

9 EQUIPMENT LIST130

10 CALIBRATION CERTIFICATE132

11 PHOTOGRAPHS132

APPENDIX A: DETAILED SYSTEM CHECK RESULTS133

APPENDIX B: DETAILED TEST RESULTS142

Unless otherwise agreed in writing, this document is issued by the Company subject to its General Conditions of Service printed overleaf, available on request or accessible at <http://www.sgs.com/en/Terms-and-Conditions.aspx> and, for electronic format documents, subject to Terms and Conditions for Electronic Documents at <http://www.sgs.com/en/Terms-and-Conditions/Terms-e-Documents.aspx>. Attention is drawn to the limitation of liability, indemnification and jurisdiction issues defined therein. Any holder of this document is advised that information contained hereon reflects the Company's findings at the time of its intervention only and within the limits of Client's instructions, if any. The Company's sole responsibility is to its Client and this document does not exonerate parties to a transaction from exercising all their rights and obligations under the transaction documents. This document cannot be reproduced except in full, without prior written approval of the Company. Any unauthorized alteration, forgery or falsification of the content or appearance of this document is unlawful and offenders may be prosecuted to the fullest extent of the law. Unless otherwise stated the results shown in this test report refer only to the sample(s) tested and such sample(s) are retained for 30 days only.

Attention: To check the authenticity of testing /inspection report & certificate, please contact us at telephone: (86-755) 8307 1443, or email: CN.Doccheck@sgs.com

No.10, Weiye Road, Innovation Park, Kunshan, Jiangsu, China 215300 t(86-512)57355888 f(86-512)57370818 www.sgsgroup.com.cn
 中国·江苏·昆山市留学生创业园伟业路10号 邮编 215300 t(86-512)57355888 f(86-512)57370818 sgs.china@sgs.com





Compliance Certification Services (Kunshan) Inc.

Report No.: KSCR220400050309

Page: 7 of 163

APPENDIX C: CALIBRATION CERTIFICATE 163

APPENDIX D: PHOTOGRAPHS 163

Unless otherwise agreed in writing, this document is issued by the Company subject to its General Conditions of Service printed overleaf, available on request or accessible at <http://www.sgs.com/en/Terms-and-Conditions.aspx> and, for electronic format documents, subject to Terms and Conditions for Electronic Documents at <http://www.sgs.com/en/Terms-and-Conditions/Terms-e-Documents.aspx>. Attention is drawn to the limitation of liability, indemnification and jurisdiction issues defined therein. Any holder of this document is advised that information contained hereon reflects the Company's findings at the time of its intervention only and within the limits of Client's instructions, if any. The Company's sole responsibility is to its Client and this document does not exonerate parties to a transaction from exercising all their rights and obligations under the transaction documents. This document cannot be reproduced except in full, without prior written approval of the Company. Any unauthorized alteration, forgery or falsification of the content or appearance of this document is unlawful and offenders may be prosecuted to the fullest extent of the law. Unless otherwise stated the results shown in this test report refer only to the sample(s) tested and such sample(s) are retained for 30 days only.

Attention: To check the authenticity of testing /inspection report & certificate, please contact us at telephone: (86-755) 8307 1443, or email: CN.Doccheck@sgs.com

No.10, Weiye Road, Innovation Park, Kunshan, Jiangsu, China 215300 t(86-512)57355888 f(86-512)57370818 www.sgsgroup.com.cn
 中国·江苏·昆山市留学生创业园伟业路10号 邮编 215300 t(86-512)57355888 f(86-512)57370818 sgs.china@sgs.com



1 General Information

1.1 General Description of EUT

Product Phase:	Production unit
Device Type:	Portable device
Exposure Category:	Uncontrolled environment / general population
SN:	1T247ESJQG004Q5
Hardware Version:	SP6228A_PCB_MB_V5
Software Version:	SP6228A_V11_20220501_sunmi
Firmware version:	SP6228A_V11_20220501_sunmi
Antenna Gain:	<p>GSM:</p> <p>GSM850: 0.8dBi (Provided by the manufacturer)</p> <p>GSM1900: 2.0dBi (Provided by the manufacturer)</p> <p>WCDMA:</p> <p>UMTS B2: 2.0dBi</p> <p>UMTS B4 0.4dBi</p> <p>UMTS B5: 1.3dBi</p> <p>LTE:</p> <p>Band 2:1.8dBi(Provided by the manufacturer)</p> <p>Band 4: 0.4dBi(Provided by the manufacturer)</p> <p>Band 5: 1.3dBi(Provided by the manufacturer)</p> <p>Band 7: 1.7dBi(Provided by the manufacturer)</p> <p>Band 12: 1.4dBi(Provided by the manufacturer)</p> <p>Band 17: 1.0dBi(Provided by the manufacturer)</p> <p>Band 25: 2.0dBi(Provided by the manufacturer)</p> <p>Band 26: 1.3dBi(Provided by the manufacturer)</p> <p>Band 38: 1.8dBi(Provided by the manufacturer)</p> <p>Band 41: 1.8dBi(Provided by the manufacturer)</p> <p>Band 66: 0.4dBi(Provided by the manufacturer)</p> <p>2.4G WIFI:</p> <p>1.4dBi (Provided by the manufacturer)</p> <p>BT BLE:</p> <p>1.4dBi (Provided by manufacturer)</p> <p>5G WIFI:</p> <p>U-NII-1:2dBi, (Provided by manufacturer)</p> <p>U-NII-3:2.3dBi (Provided by manufacturer)</p>
Antenna Type:	PIFA Antenna
Device Operating Configurations :	
Modulation Mode:	<p>GSM: GMSK, 8PSK;</p> <p>WCDMA: QPSK, BPSK;</p> <p>LTE: QPSK,16QAM;</p> <p>WIFI: CCK, DSSS, OFDM;</p> <p>BT: GFSK, π/4DQPSK, 8DPSK; BLE: GFSK</p>



Unless otherwise agreed in writing, this document is issued by the Company subject to its General Conditions of Service printed overleaf, available on request or accessible at <http://www.sgs.com/en/Terms-and-Conditions.aspx> and, for electronic format documents, subject to Terms and Conditions for Electronic Documents at <http://www.sgs.com/en/Terms-and-Conditions/Terms-e-Documents.aspx>. Attention is drawn to the limitation of liability, indemnification and jurisdiction issues defined therein. Any holder of this document is advised that information contained hereon reflects the Company's findings at the time of its intervention only and within the limits of Client's instructions, if any. The Company's sole responsibility is to its Client and this document does not exonerate parties to a transaction from exercising all their rights and obligations under the transaction documents. This document cannot be reproduced except in full, without prior written approval of the Company. Any unauthorized alteration, forgery or falsification of the content or appearance of this document is unlawful and offenders may be prosecuted to the fullest extent of the law. Unless otherwise stated the results shown in this test report refer only to the sample(s) tested and such sample(s) are retained for 30 days only.

Attention: To check the authenticity of testing /inspection report & certificate, please contact us at telephone: (86-755) 8307 1443, or email: CN.Doccheck@sgs.com

No.10, Weiye Road, Innovation Park, Kunshan, Jiangsu, China 215300
 中国·江苏·昆山市留学生创业园伟业路10号 邮编 215300

t(86-512)57355888 f(86-512)57370818 www.sgsgroup.com.cn
 t(86-512)57355888 f(86-512)57370818 sgs.china@sgs.com

GPRS Multi-slots Class:	12		
HSDPA UE Category:	14	HSUPA UE Category	6
DC-HSDPA UE Category:	24		
Power Class:	4, tested with power level 5(GSM850)		
	1, tested with power level 0(GSM1900)		
	3, tested with power control "all 1" (WCDMA Band II/IV/V)		
	3, tested with power control Max Power (LTE Band 2/4/5/7/12/17/25/26/38/41/66)		
Frequency Bands:	Band	Tx (MHz)	Rx (MHz)
	GSM 850	824-849	869-894
	GSM 1900	1850-1910	1930-1990
	WCDMA Band II	1850-1910	1930-1990
	WCDMA Band IV	1710-1755	2110- 2155
	WCDMA Band V	824-849	869-894
	LTE Band 2	1850-1910	1930-1990
	LTE Band 4	1710-1755	2110- 2155
	LTE Band 5	824-849	869-894
	LTE Band 7	2500-2570	2620- 2690
	LTE Band 12	699-716	729-746
	LTE Band 17	704-716	734-746
	LTE Band 25	1850-1915	1930-1995
	LTE Band 26	814-849	859-894
	LTE Band 38	2570~2620	2570~2620
	LTE Band 41	2545-2655	2545-2655
	LTE Band 66	1710~1780	2110~2180
	WIFI2.4G	2412-2462	2412-2462
	U-NII-1	5150~5250	5150~5250
	U-NII-3	5725~5850	5725~5850
BT	2402-2480	2402-2480	
Battery Information:	Model:	LKPA	
	Normal Voltage:	7.2Vdc	
	Rated capacity:	2500mAh	
	Battery Type:	Rechargeable Li-ion Battery	
	Manufacturer:	Guangdong Power-Tech New Power Co., Ltd.	



Unless otherwise agreed in writing, this document is issued by the Company subject to its General Conditions of Service printed overleaf, available on request or accessible at <http://www.sgs.com/en/Terms-and-Conditions.aspx> and, for electronic format documents, subject to Terms and Conditions for Electronic Documents at <http://www.sgs.com/en/Terms-and-Conditions/Terms-e-Documents.aspx>. Attention is drawn to the limitation of liability, indemnification and jurisdiction issues defined therein. Any holder of this document is advised that information contained hereon reflects the Company's findings at the time of its intervention only and within the limits of Client's instructions, if any. The Company's sole responsibility is to its Client and this document does not exonerate parties to a transaction from exercising all their rights and obligations under the transaction documents. This document cannot be reproduced except in full, without prior written approval of the Company. Any unauthorized alteration, forgery or falsification of the content or appearance of this document is unlawful and offenders may be prosecuted to the fullest extent of the law. Unless otherwise stated the results shown in this test report refer only to the sample(s) tested and such sample(s) are retained for 30 days only.

Attention: To check the authenticity of testing /inspection report & certificate, please contact us at telephone: (86-755) 8307 1443, or email: CN.Doccheck@sgs.com

No.10, Weiye Road, Innovation Park, Kunshan, Jiangsu, China 215300

中国·江苏·昆山市留学院创业园伟业路10号 邮编 215300

t(86-512)57355888 f(86-512)57370818 www.sgsgroup.com.cn

t(86-512)57355888 f(86-512)57370818 sgs.china@sgs.com



1.1.1 DUT Antenna Locations

Please see the Appendix D

Unless otherwise agreed in writing, this document is issued by the Company subject to its General Conditions of Service printed overleaf, available on request or accessible at http://www.sgs.com/en/Terms-and-Conditions.aspx and, for electronic format documents, subject to Terms and Conditions for Electronic Documents at http://www.sgs.com/en/Terms-and-Conditions/Terms-e-Documents.aspx. Attention is drawn to the limitation of liability, indemnification and jurisdiction issues defined therein. Any holder of this document is advised that information contained hereon reflects the Company's findings at the time of its intervention only and within the limits of Client's instructions, if any. The Company's sole responsibility is to its Client and this document does not exonerate parties to a transaction from exercising all their rights and obligations under the transaction documents. This document cannot be reproduced except in full, without prior written approval of the Company. Any unauthorized alteration, forgery or falsification of the content or appearance of this document is unlawful and offenders may be prosecuted to the fullest extent of the law. Unless otherwise stated the results shown in this test report refer only to the sample(s) tested and such sample(s) are retained for 30 days only. Attention: To check the authenticity of testing /inspection report & certificate, please contact us at telephone: (86-755) 8307 1443, or email: CN.Doccheck@sgs.com

No.10, Weiye Road, Innovation Park, Kunshan, Jiangsu, China 215300
中国·江苏·昆山市留学生创业园伟业路10号 邮编 215300

t(86-512)57355888 f(86-512)57370818 www.sgsgroup.com.cn
t(86-512)57355888 f(86-512)57370818 sgs.china@sgs.com



1.2 Test Specification

Identity	Document Title
FCC 47CFR §2.1093	Radio frequency Radiation Exposure Evaluation: Portable Devices
IEEE Std C95.1 – 1992	IEEE Standard for Safety Levels with Respect to Human Exposure to Electric, Magnetic, and Electromagnetic Fields, 0 Hz to 300 GHz
IEEE 1528-2013	Recommended Practice for Determining the Peak Spatial-Average Specific Absorption Rate (SAR) in the Human Head from Wireless Communications Devices: Measurement Techniques
KDB 447498 D04v01	Mobile and Portable Devices RF Exposure Procedures and Equipment Authorization Policies
KDB 865664 D01 v01r04	SAR Measurement Requirements for 100 MHz to 6 GHz
KDB 865664 D02 v01r02	RF Exposure Compliance Reporting and Documentation Considerations
KDB 248227 D01 v02r02	SAR GUIDANCE FOR IEEE 802.11 (Wi-Fi) TRANSMITTERS
KDB 941225 D01 v03r01	3G SAR Measurement Procedures
KDB 941225 D05 v02r05	SAR EVALUATION CONSIDERATIONS FOR LTE DEVICES
KDB 616217 D04 v01r02	SAR EVALUATION CONSIDERATIONS FOR LAPTOP, NOTEBOOK, NETBOOK AND TABLET COMPUTERS



Unless otherwise agreed in writing, this document is issued by the Company subject to its General Conditions of Service printed overleaf, available on request or accessible at <http://www.sgs.com/en/Terms-and-Conditions.aspx> and, for electronic format documents, subject to Terms and Conditions for Electronic Documents at <http://www.sgs.com/en/Terms-and-Conditions/Terms-e-Documents.aspx>. Attention is drawn to the limitation of liability, indemnification and jurisdiction issues defined therein. Any holder of this document is advised that information contained hereon reflects the Company's findings at the time of its intervention only and within the limits of Client's instructions, if any. The Company's sole responsibility is to its Client and this document does not exonerate parties to a transaction from exercising all their rights and obligations under the transaction documents. This document cannot be reproduced except in full, without prior written approval of the Company. Any unauthorized alteration, forgery or falsification of the content or appearance of this document is unlawful and offenders may be prosecuted to the fullest extent of the law. Unless otherwise stated the results shown in this test report refer only to the sample(s) tested and such sample(s) are retained for 30 days only.

Attention: To check the authenticity of testing /inspection report & certificate, please contact us at telephone: (86-755) 8307 1443, or email: CN.Doccheck@sgs.com

No.10, Weiye Road, Innovation Park, Kunshan, Jiangsu, China 215300

中国·江苏·昆山市留学生创业园伟业路10号 邮编 215300

t(86-512)57355888 f(86-512)57370818 www.sgsgroup.com.cn

t(86-512)57355888 f(86-512)57370818 sgs.china@sgs.com

1.3 RF exposure limits

Human Exposure	Uncontrolled Environment General Population	Controlled Environment Occupational
Spatial Peak SAR* (Brain*Trunk)	1.60 W/kg	8.00 W/kg
Spatial Average SAR** (Whole Body)	0.08 W/kg	0.40 W/kg
Spatial Peak SAR*** (Hands/Feet/Ankle/Wrist)	4.00 W/kg	20.00 W/kg

Notes:

* The Spatial Peak value of the SAR averaged over any 1 gram of tissue (defined as a tissue volume in the shape of a cube) and over the appropriate averaging time

** The Spatial Average value of the SAR averaged over the whole body.

*** The Spatial Peak value of the SAR averaged over any 10 grams of tissue (defined as a tissue volume in the shape of a cube) and over the appropriate averaging time.

Uncontrolled Environments are defined as locations where there is the exposure of individuals who have no knowledge or control of their exposure.

Controlled Environments are defined as locations where there is exposure that may be incurred by persons who are aware of the potential for exposure, (i.e. as a result of employment or occupation.)



Unless otherwise agreed in writing, this document is issued by the Company subject to its General Conditions of Service printed overleaf, available on request or accessible at <http://www.sgs.com/en/Terms-and-Conditions.aspx> and, for electronic format documents, subject to Terms and Conditions for Electronic Documents at <http://www.sgs.com/en/Terms-and-Conditions/Terms-e-Documents.aspx>. Attention is drawn to the limitation of liability, indemnification and jurisdiction issues defined therein. Any holder of this document is advised that information contained hereon reflects the Company's findings at the time of its intervention only and within the limits of Client's instructions, if any. The Company's sole responsibility is to its Client and this document does not exonerate parties to a transaction from exercising all their rights and obligations under the transaction documents. This document cannot be reproduced except in full, without prior written approval of the Company. Any unauthorized alteration, forgery or falsification of the content or appearance of this document is unlawful and offenders may be prosecuted to the fullest extent of the law. Unless otherwise stated the results shown in this test report refer only to the sample(s) tested and such sample(s) are retained for 30 days only.

Attention: To check the authenticity of testing /inspection report & certificate, please contact us at telephone: (86-755) 8307 1443, or email: CN.Doccheck@sgs.com

No.10, Weiye Road, Innovation Park, Kunshan, Jiangsu, China 215300

中国·江苏·昆山市留学生创业园伟业路10号 邮编 215300

t(86-512)57355888 f(86-512)57370818 www.sgsgroup.com.cn

t(86-512)57355888 f(86-512)57370818 sgs.china@sgs.com

1.4 Test Location

All tests were performed at:

Compliance Certification Services (Kunshan) Inc.

No.10 Weiye Rd, Innovation park, Eco&Tec, Development Zone, Kunshan City, Jiangsu, China.

Tel: +86 512 5735 5888 Fax: +86 512 5737 0818

No tests were sub-contracted.

1.5 Test Facility

The test facility is recognized, certified, or accredited by the following organizations:

- **CNAS (No. CNAS L4354)**

CNAS has accredited Compliance Certification Services (Kunshan) Inc. to ISO/IEC 17025:2017 General Requirements for the Competence of Testing and Calibration Laboratories (CNAS-CL01 Accreditation Criteria for the Competence of Testing and Calibration Laboratories) for the competence in the field of testing.

- **A2LA (Certificate No. 2541.01)**

Compliance Certification Services (Kunshan) Inc. is accredited by the American Association for Laboratory Accreditation (A2LA). Certificate No. 2541.01.

- **FCC (Designation Number: CN1172)**

Compliance Certification Services (Kunshan) Inc. has been recognized as an accredited testing laboratory. Designation Number: CN1172.

- **ISED (CAB identifier: CN0072)**

Compliance Certification Services (Kunshan) Inc. has been recognized by Innovation, Science and Economic Development Canada (ISED) as an accredited testing laboratory.

Company Number: 2324E

- **VCCI (Member No.: 1938)**

The 3m and 10m Semi-anechoic chamber and Shielded Room of Compliance Certification Services (Kunshan) Inc. has been registered in accordance with the Regulations for Voluntary Control Measures with Registration No.: R-20134, R-11600, C-11707, T-11499, G-10216 respectively.



Unless otherwise agreed in writing, this document is issued by the Company subject to its General Conditions of Service printed overleaf, available on request or accessible at <http://www.sgs.com/en/Terms-and-Conditions.aspx> and, for electronic format documents, subject to Terms and Conditions for Electronic Documents at <http://www.sgs.com/en/Terms-and-Conditions/Terms-e-Documents.aspx>. Attention is drawn to the limitation of liability, indemnification and jurisdiction issues defined therein. Any holder of this document is advised that information contained hereon reflects the Company's findings at the time of its intervention only and within the limits of Client's instructions, if any. The Company's sole responsibility is to its Client and this document does not exonerate parties to a transaction from exercising all their rights and obligations under the transaction documents. This document cannot be reproduced except in full, without prior written approval of the Company. Any unauthorized alteration, forgery or falsification of the content or appearance of this document is unlawful and offenders may be prosecuted to the fullest extent of the law. Unless otherwise stated the results shown in this test report refer only to the sample(s) tested and such sample(s) are retained for 30 days only.

Attention: To check the authenticity of testing /inspection report & certificate, please contact us at telephone: (86-755) 8307 1443, or email: CN.Doccheck@sgs.com

No.10, Weiye Road, Innovation Park, Kunshan, Jiangsu, China 215300

中国·江苏·昆山市留学生创业园伟业路10号 邮编 215300

t(86-512)57355888 f(86-512)57370818 www.sgsgroup.com.cn

t(86-512)57355888 f(86-512)57370818 sgs.china@sgs.com

2 Laboratory Environment

Temperature	Min. = 18°C, Max. = 25 °C
Relative humidity	Min. = 30%, Max. = 70%
Ground system resistance	< 0.5 Ω
Ambient noise is checked and found very low and in compliance with requirement of standards. Reflection of surrounding objects is minimized and in compliance with requirement of standards.	



Unless otherwise agreed in writing, this document is issued by the Company subject to its General Conditions of Service printed overleaf, available on request or accessible at <http://www.sgs.com/en/Terms-and-Conditions.aspx> and, for electronic format documents, subject to Terms and Conditions for Electronic Documents at <http://www.sgs.com/en/Terms-and-Conditions/Terms-e-Documents.aspx>. Attention is drawn to the limitation of liability, indemnification and jurisdiction issues defined therein. Any holder of this document is advised that information contained hereon reflects the Company's findings at the time of its intervention only and within the limits of Client's instructions, if any. The Company's sole responsibility is to its Client and this document does not exonerate parties to a transaction from exercising all their rights and obligations under the transaction documents. This document cannot be reproduced except in full, without prior written approval of the Company. Any unauthorized alteration, forgery or falsification of the content or appearance of this document is unlawful and offenders may be prosecuted to the fullest extent of the law. Unless otherwise stated the results shown in this test report refer only to the sample(s) tested and such sample(s) are retained for 30 days only.

Attention: To check the authenticity of testing / inspection report & certificate, please contact us at telephone: (86-755) 8307 1443, or email: CN.Doccheck@sgs.com

No.10, Weiye Road, Innovation Park, Kunshan, Jiangsu, China 215300

t(86-512)57355888 f(86-512)57370818 www.sgsgroup.com.cn

中国·江苏·昆山市留学生创业园伟业路10号 邮编 215300

t(86-512)57355888 f(86-512)57370818 sgs.china@sgs.com

3 SAR Measurements System Configuration

3.1 The SAR Measurement System

This SAR Measurement System uses a Computer-controlled 3-D stepper motor system (SPEAG DASY5 professional system). A E-field probe is used to determine the internal electric fields. The SAR can be obtained from the equation $SAR = \sigma (|E_i|^2) / \rho$ where σ and ρ are the conductivity and mass density of the tissue-Simulate.

The DASY5 system for performing compliance tests consists of the following items:

A standard high precision 6-axis robot (Stabile RX family) with controller, teach pendant and software .An arm extension for accommodation the data acquisition electronics (DAE).

A dosimetric probe, i.e., an isotropic E-field probe optimized and calibrated for usage in tissue simulating liquid. The probe is equipped with an optical surface detector system.

A data acquisition electronics (DAE) which performs the signal amplification, signal multiplexing, AD-conversion, offset measurements, mechanical surface detection, collision detection, etc. The unit is battery powered with standard or rechargeable batteries. The signal is optically transmitted to the EOC.

The Electro-optical converter (EOC) performs the conversion between optical and electrical of the signals for the digital communication to DAE and for the analog signal from the optical surface detection. The EOC is connected to the measurement server.

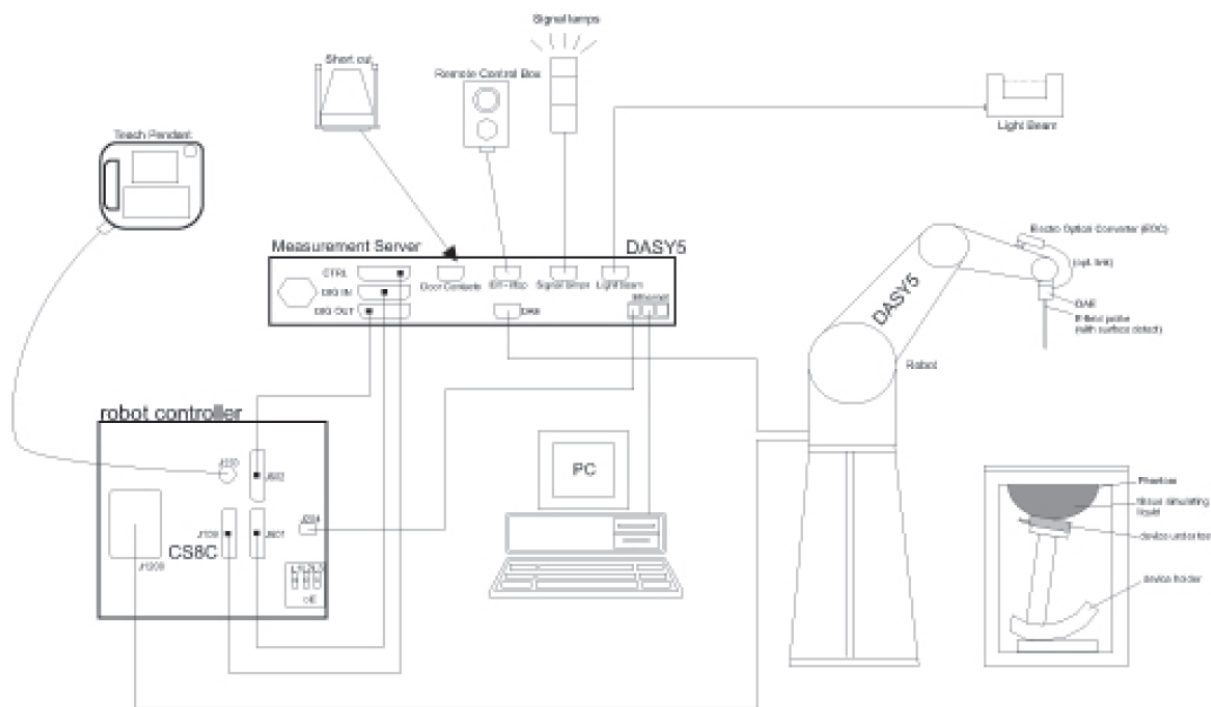


Unless otherwise agreed in writing, this document is issued by the Company subject to its General Conditions of Service printed overleaf, available on request or accessible at <http://www.sgs.com/en/Terms-and-Conditions.aspx> and, for electronic format documents, subject to Terms and Conditions for Electronic Documents at <http://www.sgs.com/en/Terms-and-Conditions/Terms-e-Documents.aspx>. Attention is drawn to the limitation of liability, indemnification and jurisdiction issues defined therein. Any holder of this document is advised that information contained hereon reflects the Company's findings at the time of its intervention only and within the limits of Client's instructions, if any. The Company's sole responsibility is to its Client and this document does not exonerate parties to a transaction from exercising all their rights and obligations under the transaction documents. This document cannot be reproduced except in full, without prior written approval of the Company. Any unauthorized alteration, forgery or falsification of the content or appearance of this document is unlawful and offenders may be prosecuted to the fullest extent of the law. Unless otherwise stated the results shown in this test report refer only to the sample(s) tested and such sample(s) are retained for 30 days only.

Attention: To check the authenticity of testing /inspection report & certificate, please contact us at telephone: (86-755) 8307 1443, or email: CN.Doccheck@sgs.com

No.10, Weiye Road, Innovation Park, Kunshan, Jiangsu, China 215300
中国·江苏·昆山市留学生创业园伟业路10号 邮编 215300

t(86-512)57355888 f(86-512)57370818 www.sgsgroup.com.cn
t(86-512)57355888 f(86-512)57370818 sgs.china@sgs.com



F-1. SAR Measurement System Configuration

- The function of the measurement server is to perform the time critical tasks such as signal filtering, control of the robot operation and fast movement interrupts.
- A probe alignment unit which improves the (absolute) accuracy of the probe positioning.
- A computer operating Windows 7.
- DASYS5 software.
- Remote control with teach pendant and additional circuitry for robot safety such as warning lamps, etc.
- The SAM twin phantom enabling testing left-hand, right-hand and Body Worn usage.
- The device holder for handheld mobile phones.
- Tissue simulating liquid mixed according to the given recipes.
- Validation dipole kits allowing to validate the proper functioning of the system.

3.2 Isotropic E-field Probe EX3DV4


Unless otherwise agreed in writing, this document is issued by the Company subject to its General Conditions of Service printed overleaf, available on request or accessible at <http://www.sgs.com/en/Terms-and-Conditions.aspx> and, for electronic format documents, subject to Terms and Conditions for Electronic Documents at <http://www.sgs.com/en/Terms-and-Conditions/Terms-e-Document.aspx>. Attention is drawn to the limitation of liability, indemnification and jurisdiction issues defined therein. Any holder of this document is advised that information contained hereon reflects the Company's findings at the time of its intervention only and within the limits of Client's instructions, if any. The Company's sole responsibility is to its Client and this document does not exonerate parties to a transaction from exercising all their rights and obligations under the transaction documents. This document cannot be reproduced except in full, without prior written approval of the Company. Any unauthorized alteration, forgery or falsification of the content or appearance of this document is unlawful and offenders may be prosecuted to the fullest extent of the law. Unless otherwise stated the results shown in this test report refer only to the sample(s) tested and such sample(s) are retained for 30 days only.

Attention: To check the authenticity of testing /inspection report & certificate, please contact us at telephone: (86-755) 8307 1443, or email: CN.Doccheck@sgs.com

No.10, Weiye Road, Innovation Park, Kunshan, Jiangsu, China 215300
 中国·江苏·昆山市留学生创业园伟业路10号 邮编 215300

t(86-512)57355888 f(86-512)57370818 www.sgs.com.cn
 t(86-512)57355888 f(86-512)57370818 sgs.china@sgs.com



	<p>Symmetrical design with triangular core Built-in shielding against static charges PEEK enclosure material (resistant to organic solvents, e.g., DGBE)</p>
<p>Calibration</p>	<p>ISO/IEC 17025 calibration service available.</p>
<p>Frequency</p>	<p>10 MHz to > 6 GHz Linearity: ± 0.2 dB (30 MHz to 6 GHz)</p>
<p>Directivity</p>	<p>± 0.3 dB in TSL (rotation around probe axis) ± 0.5 dB in TSL (rotation normal to probe axis)</p>
<p>Dynamic Range</p>	<p>10 µW/g to > 100 mW/g Linearity: ± 0.2 dB (noise: typically < 1 µW/g)</p>
<p>Dimensions</p>	<p>Overall length: 337 mm (Tip: 20 mm) Tip diameter: 2.5 mm (Body: 12 mm) Typical distance from probe tip to dipole centers: 1 mm</p>
<p>Application</p>	<p>High precision dosimetric measurements in any exposure scenario (e.g., very strong gradient fields); the only probe that enables compliance testing for frequencies up to 6 GHz with precision of better 30%.</p>
<p>Compatibility</p>	<p>DASY3, DASY4, DASY52 SAR and higher, EASY4/MRI</p>



Unless otherwise agreed in writing, this document is issued by the Company subject to its General Conditions of Service printed overleaf, available on request or accessible at <http://www.sgs.com/en/Terms-and-Conditions.aspx> and, for electronic format documents, subject to Terms and Conditions for Electronic Documents at <http://www.sgs.com/en/Terms-and-Conditions/Terms-e-Document.aspx>. Attention is drawn to the limitation of liability, indemnification and jurisdiction issues defined therein. Any holder of this document is advised that information contained hereon reflects the Company's findings at the time of its intervention only and within the limits of Client's instructions, if any. The Company's sole responsibility is to its Client and this document does not exonerate parties to a transaction from exercising all their rights and obligations under the transaction documents. This document cannot be reproduced except in full, without prior written approval of the Company. Any unauthorized alteration, forgery or falsification of the content or appearance of this document is unlawful and offenders may be prosecuted to the fullest extent of the law. Unless otherwise stated the results shown in this test report refer only to the sample(s) tested and such sample(s) are retained for 30 days only.

Attention: To check the authenticity of testing /inspection report & certificate, please contact us at telephone: (86-755) 8307 1443, or email: CN.Doccheck@sgs.com


No.10, Weiye Road, Innovation Park, Kunshan, Jiangsu, China 215300

t(86-512)57355888 f(86-512)57370818 www.sgsgroup.com.cn


中国·江苏·昆山市留学生创业园伟业路10号 邮编 215300

t(86-512)57355888 f(86-512)57370818 sgs.china@sgs.com

3.3 Data Acquisition Electronics (DAE)

Model	DAE4	
Construction	Signal amplifier, multiplexer, A/D converter and control logic. Serial optical link for communication with DASY4/5 embedded system (fully remote controlled). Two step probe touch detector for mechanical surface detection and emergency robot stop.	
Measurement Range	-100 to +300 mV (16 bit resolution and two range settings: 4mV,400mV)	
Input Offset Voltage	< 5µV (with auto zero)	
Input Bias Current	< 50 f A	
Dimensions	60 x 60 x 68 mm	

3.4 SAM Twin Phantom

Material	Vinylester, glass fiber reinforced (VE-GF)	
Liquid Compatibility	Compatible with all SPEAG tissue simulating liquids (incl. DGBE type)	
Shell Thickness	2 ± 0.2 mm (6 ± 0.2 mm at ear point)	
Dimensions (incl. Wooden Support)	Length: 1000 mm Width: 500 mm Height: adjustable feet	
Filling Volume	approx. 25 liters	
Wooden Support	SPEAG standard phantom table	

The shell corresponds to the specifications of the Specific Anthropomorphic Mannequin (SAM) phantom defined in IEEE 1528 and IEC 62209-1. It enables the dosimetric evaluation of left and right hand phone usage as well as body mounted usage at the flat phantom region. A cover prevents evaporation of the liquid. Reference markings on the phantom allow the complete setup of all predefined phantom positions and measurement grids by teaching three points with the robot.


Twin SAM V5.0 has the same shell geometry and is manufactured from the same material as Twin SAM V4.0, but has reinforced top structure.

Unless otherwise agreed in writing, this document is issued by the Company subject to its General Conditions of Service printed overleaf, available on request or accessible at <http://www.sgs.com/en/Terms-and-Conditions.aspx> and, for electronic format documents, subject to Terms and Conditions for Electronic Documents at <http://www.sgs.com/en/Terms-and-Conditions/Terms-e-Documents.aspx>. Attention is drawn to the limitation of liability, indemnification and jurisdiction issues defined therein. Any holder of this document is advised that information contained hereon reflects the Company's findings at the time of its intervention only and within the limits of Client's instructions, if any. The Company's sole responsibility is to its Client and this document does not exonerate parties to a transaction from exercising all their rights and obligations under the transaction documents. This document cannot be reproduced except in full, without prior written approval of the Company. Any unauthorized alteration, forgery or falsification of the content or appearance of this document is unlawful and offenders may be prosecuted to the fullest extent of the law. Unless otherwise stated the results shown in this test report refer only to the sample(s) tested and such sample(s) are retained for 30 days only.

Attention: To check the authenticity of testing / inspection report & certificate, please contact us at telephone: (86-755) 8307 1443, or email: CN.Doccheck@sgs.com
 No. 10, Weiye Road, Innovation Park, Kunshan, Jiangsu, China 215300 t(86-512)57355888 f(86-512)57370818 www.sgsgroup.com.cn
 中国·江苏·昆山市留学院创业园伟业路10号 邮编 215300 t(86-512)57355888 f(86-512)57370818 sgs.china@sgs.com



3.5 ELI Phantom

Material	Vinylester, glass fiber reinforced (VE-GF)	
Liquid Compatibility	Compatible with all SPEAG tissue simulating liquids (incl. DGBE type)	
Shell Thickness	2.0 ± 0.2 mm (bottom plate)	
Dimensions	Major axis: 600 mm Minor axis: 400 mm	
Filling Volume	approx. 30 liters	
Wooden Support	SPEAG standard phantom table	

Phantom for compliance testing of handheld and body-mounted wireless devices in the frequency range of 30 MHz to 6 GHz. ELI is fully compatible with the IEC 62209-2 standard and all known tissue simulating liquids. ELI has been optimized regarding its performance and can be integrated into our standard phantom tables. A cover prevents evaporation of the liquid. Reference markings on the phantom allow installation of the complete setup, including all predefined phantom positions and measurement grids, by teaching three points. The phantom is compatible with all SPEAG dosimetric probes and dipoles.

ELI V5.0 has the same shell geometry and is manufactured from the same material as ELI4, but has reinforced top structure.



Unless otherwise agreed in writing, this document is issued by the Company subject to its General Conditions of Service printed overleaf, available on request or accessible at <http://www.sgs.com/en/Terms-and-Conditions.aspx> and, for electronic format documents, subject to Terms and Conditions for Electronic Documents at <http://www.sgs.com/en/Terms-and-Conditions/Terms-e-Documents.aspx>. Attention is drawn to the limitation of liability, indemnification and jurisdiction issues defined therein. Any holder of this document is advised that information contained hereon reflects the Company's findings at the time of its intervention only and within the limits of Client's instructions, if any. The Company's sole responsibility is to its Client and this document does not exonerate parties to a transaction from exercising all their rights and obligations under the transaction documents. This document cannot be reproduced except in full, without prior written approval of the Company. Any unauthorized alteration, forgery or falsification of the content or appearance of this document is unlawful and offenders may be prosecuted to the fullest extent of the law. Unless otherwise stated the results shown in this test report refer only to the sample(s) tested and such sample(s) are retained for 30 days only.

Attention: To check the authenticity of testing /inspection report & certificate, please contact us at telephone: (86-755) 8307 1443, or email: CN.Doccheck@sgs.com
 No.10, Weiye Road, Innovation Park, Kunshan, Jiangsu, China 215300 t(86-512)57355888 f(86-512)57370818 www.sgsgroup.com.cn
 中国·江苏·昆山市留学院创业园伟业路10号 邮编 215300 t(86-512)57355888 f(86-512)57370818 sgs.china@sgs.com

3.6 Device Holder for Transmitters



F-2. Device Holder for Transmitters

- The DASY device holder is designed to cope with different positions given in the standard. It has two scales for the device rotation (with respect to the body axis) and the device inclination (with respect to the line between the ear reference points). The rotation centres for both scales are the ear reference point (ERP). Thus the device needs no repositioning when changing the angles.
- The DASY device holder has been made out of low-loss POM material having the following dielectric parameters: relative permittivity $\epsilon=3$ and loss tangent $\delta=0.02$. The amount of dielectric material has been reduced in the closest vicinity of the device, since measurements have suggested that the influence of the clamp on the test results could thus be lowered.



Unless otherwise agreed in writing, this document is issued by the Company subject to its General Conditions of Service printed overleaf, available on request or accessible at <http://www.sgs.com/en/Terms-and-Conditions.aspx> and, for electronic format documents, subject to Terms and Conditions for Electronic Documents at <http://www.sgs.com/en/Terms-and-Conditions/Terms-e-Documents.aspx>. Attention is drawn to the limitation of liability, indemnification and jurisdiction issues defined therein. Any holder of this document is advised that information contained hereon reflects the Company's findings at the time of its intervention only and within the limits of Client's instructions, if any. The Company's sole responsibility is to its Client and this document does not exonerate parties to a transaction from exercising all their rights and obligations under the transaction documents. This document cannot be reproduced except in full, without prior written approval of the Company. Any unauthorized alteration, forgery or falsification of the content or appearance of this document is unlawful and offenders may be prosecuted to the fullest extent of the law. Unless otherwise stated the results shown in this test report refer only to the sample(s) tested and such sample(s) are retained for 30 days only.

Attention: To check the authenticity of testing / inspection report & certificate, please contact us at telephone: (86-755) 8307 1443, or email: CN.Doccheck@sgs.com

No.10, Weiye Road, Innovation Park, Kunshan, Jiangsu, China 215300

中国·江苏·昆山市留学院创业园伟业路10号 邮编 215300

t(86-512)57355888 f(86-512)57370818 www.sgsgroup.com.cn

t(86-512)57355888 f(86-512)57370818 sgs.china@sgs.com

3.7 Measurement procedure

3.7.1 Scanning procedure

Step 1: Power reference measurement

The “reference” and “drift” measurements are located at the beginning and end of the batch process. They measure the field drift at one single point in the liquid over the complete procedure.

Step 2: Area scan

The SAR distribution at the exposed side of the head was measured at a distance of 4mm from the inner surface of the shell. The area covered the entire dimension of the head and the horizontal grid spacing was 15mm*15mm or 12mm*12mm or 10mm*10mm. Based on the area scan data, the area of the maximum absorption was determined by spline interpolation.

Step 3: Zoom scan

Around this point, a volume of 30mm*30mm*30mm (fine resolution volume scan, zoom scan) was assessed by measuring 5x5x7 points ($\leq 2\text{GHz}$) and 7x7x7 points ($\geq 2\text{GHz}$). On this basis of this data set, the spatial peak SAR value was evaluated with the following procedure:

The data at the surface was extrapolated, since the centre of the dipoles is 2.0mm away from the tip of the probe and the distance between the surface and the lowest measuring point is 1.2mm. (This can be variable. Refer to the probe specification). The extrapolation was based on a least square algorithm. A polynomial of the fourth order was calculated through the points in z-axes. This polynomial was then used to evaluate the points between the surface and the probe tip. The maximum interpolated value was searched with a straight-forward algorithm. Around this maximum the SAR values averaged over the spatial volumes (1g or 10g) were computed using the 3D-Spline interpolation algorithm. The volume was integrated with the trapezoidal algorithm. One thousand points were interpolated to calculate the average. All neighbouring volumes were evaluated until no neighboring volume with a higher average value was found.

The area and zoom scan resolutions specified in the table below must be applied to the SAR measurements. Probe boundary effect error compensation is required for measurements with the probe tip closer than half a probe tip diameter to the phantom surface. Both the probe tip diameter and sensor offset distance must satisfy measurement protocols; to ensure probe boundary effect errors are minimized and the higher fields closest to the phantom surface can be correctly measured and extrapolated to the phantom surface for computing 1-g SAR. Tolerances of the post-processing algorithms must be verified by the test laboratory for the scan resolutions used in the SAR measurements, according to the reference distribution functions specified in IEEE Std. 1528-2013.



Unless otherwise agreed in writing, this document is issued by the Company subject to its General Conditions of Service printed overleaf, available on request or accessible at <http://www.sgs.com/en/Terms-and-Conditions.aspx> and, for electronic format documents, subject to Terms and Conditions for Electronic Documents at <http://www.sgs.com/en/Terms-and-Conditions/Terms-e-Documents.aspx>. Attention is drawn to the limitation of liability, indemnification and jurisdiction issues defined therein. Any holder of this document is advised that information contained hereon reflects the Company's findings at the time of its intervention only and within the limits of Client's instructions, if any. The Company's sole responsibility is to its Client and this document does not exonerate parties to a transaction from exercising all their rights and obligations under the transaction documents. This document cannot be reproduced except in full, without prior written approval of the Company. Any unauthorized alteration, forgery or falsification of the content or appearance of this document is unlawful and offenders may be prosecuted to the fullest extent of the law. Unless otherwise stated the results shown in this test report refer only to the sample(s) tested and such sample(s) are retained for 30 days only.

Attention: To check the authenticity of testing /inspection report & certificate, please contact us at telephone: (86-755) 8307 1443, or email: CN.Doccheck@sgs.com
 No.10, Weiye Road, Innovation Park, Kunshan, Jiangsu, China 215300 t(86-512)57355888 f(86-512)57370818 www.sgsgroup.com.cn
 中国·江苏·昆山市留学生创业园伟业路10号 邮编 215300 t(86-512)57355888 f(86-512)57370818 sgs.china@sgs.com

		≤ 3 GHz	> 3 GHz	
Maximum distance from closest measurement point (geometric center of probe sensors) to phantom surface		5 ± 1 mm	½·δ·ln(2) ± 0.5 mm	
Maximum probe angle from probe axis to phantom surface normal at the measurement location		30° ± 1°	20° ± 1°	
Maximum area scan spatial resolution: Δx _{Area} , Δy _{Area}		≤ 2 GHz: ≤ 15 mm 2 – 3 GHz: ≤ 12 mm	3 – 4 GHz: ≤ 12 mm 4 – 6 GHz: ≤ 10 mm	
		When the x or y dimension of the test device, in the measurement plane orientation, is smaller than the above, the measurement resolution must be ≤ the corresponding x or y dimension of the test device with at least one measurement point on the test device.		
Maximum zoom scan spatial resolution: Δx _{Zoom} , Δy _{Zoom}		≤ 2 GHz: ≤ 8 mm 2 – 3 GHz: ≤ 5 mm*	3 – 4 GHz: ≤ 5 mm* 4 – 6 GHz: ≤ 4 mm*	
Maximum zoom scan spatial resolution, normal to phantom surface	uniform grid: Δz _{Zoom(n)}	≤ 5 mm	3 – 4 GHz: ≤ 4 mm 4 – 5 GHz: ≤ 3 mm 5 – 6 GHz: ≤ 2 mm	
	graded grid	Δz _{Zoom(1)} : between 1 st two points closest to phantom surface	≤ 4 mm	3 – 4 GHz: ≤ 3 mm 4 – 5 GHz: ≤ 2.5 mm 5 – 6 GHz: ≤ 2 mm
		Δz _{Zoom(n>1)} : between subsequent points	≤ 1.5·Δz _{Zoom(n-1)}	
Minimum zoom scan volume	x, y, z	≥ 30 mm	3 – 4 GHz: ≥ 28 mm 4 – 5 GHz: ≥ 25 mm 5 – 6 GHz: ≥ 22 mm	
<p>Note: δ is the penetration depth of a plane-wave at normal incidence to the tissue medium; see draft standard IEEE P1528-2011 for details.</p> <p>* When zoom scan is required and the <u>reported</u> SAR from the <u>area scan based 1-g SAR estimation</u> procedures of KDB 447498 is ≤ 1.4 W/kg, ≤ 8 mm, ≤ 7 mm and ≤ 5 mm zoom scan resolution may be applied, respectively, for 2 GHz to 3 GHz, 3 GHz to 4 GHz and 4 GHz to 6 GHz.</p>				

Step 4: Power reference measurement (drift)

The Power Drift Measurement job measures the field at the same location as the most recent power reference measurement job within the same procedure, and with the same settings. The indicated drift is mainly the variation of the DUT's output power and should vary max. ± 5 %



Unless otherwise agreed in writing, this document is issued by the Company subject to its General Conditions of Service printed overleaf, available on request or accessible at <http://www.sgs.com/en/Terms-and-Conditions.aspx> and, for electronic format documents, subject to Terms and Conditions for Electronic Documents at <http://www.sgs.com/en/Terms-and-Conditions/Terms-e-Documents.aspx>. Attention is drawn to the limitation of liability, indemnification and jurisdiction issues defined therein. Any holder of this document is advised that information contained hereon reflects the Company's findings at the time of its intervention only and within the limits of Client's instructions, if any. The Company's sole responsibility is to its Client and this document does not exonerate parties to a transaction from exercising all their rights and obligations under the transaction documents. This document cannot be reproduced except in full, without prior written approval of the Company. Any unauthorized alteration, forgery or falsification of the content or appearance of this document is unlawful and offenders may be prosecuted to the fullest extent of the law. Unless otherwise stated the results shown in this test report refer only to the sample(s) tested and such sample(s) are retained for 30 days only.

Attention: To check the authenticity of testing / inspection report & certificate, please contact us at telephone: (86-755) 8307 1443, or email: CN.Doccheck@sgs.com
 No.10, Weiye Road, Innovation Park, Kunshan, Jiangsu, China 215300 t(86-512)57355888 f(86-512)57370818 www.sgsgroup.com.cn
 中国·江苏·昆山市留学生创业园伟业路10号 邮编 215300 t(86-512)57355888 f(86-512)57370818 sgs.china@sgs.com

3.7.2 Data Storage

The DASY software stores the acquired data from the data acquisition electronics as raw data (in microvolt readings from the probe sensors), together with all necessary software parameters for the data evaluation (probe calibration data, liquid parameters and device frequency and modulation data) in measurement files with the extension “.DAE3”. The software evaluates the desired unit and format for output each time the data is visualized or exported. This allows verification of the complete software setup even after the measurement and allows correction of incorrect parameter settings. For example, if a measurement has been performed with a wrong crest factor parameter in the device setup, the parameter can be corrected afterwards and the data can be re-evaluated. The measured data can be visualized or exported in different units or formats, depending on the selected probe type ([V/m], [A/m], [°C], [m W/g], [m W/cm²], [dBrel], etc.). Some of these units are not available in certain situations or show meaningless results, e.g., a SAR output in a lossless media will always be zero. Raw data can also be exported to perform the evaluation with other software packages.

3.7.3 Data Evaluation by SEMCAD

The SEMCAD software automatically executes the following procedures to calculate the field units from the microvolt readings at the probe connector. The parameters used in the evaluation are stored in the configuration modules of the software:

- | | | |
|---------------------------|----------------|----------------------|
| Probe parameters: | - Sensitivity | Normi, ai0, ai1, ai2 |
| - Conversion factor | ConvFi | |
| - Diode compression point | Dcpi | |
| Device parameters: | - Frequency | f |
| - Crest factor | cf | |
| Media parameters: | - Conductivity | ε |
| - Density | ρ | |

These parameters must be set correctly in the software. They can be found in the component documents or they can be imported into the software from the configuration files issued for the DASY components. In the direct measuring mode of the multimeter option, the parameters of the actual system setup are used. In the scan visualization and export modes, the parameters stored in the corresponding document files are used.

The first step of the evaluation is a linearization of the filtered input signal to account for the compression characteristics of the detector diode. The compensation depends on the input signal, the diode type and the DC-transmission factor from the diode to the evaluation electronics.

If the exciting field is pulsed, the crest factor of the signal must be known to correctly compensate for peak power. The formula for each channel can be given as:

$$V_i = U_i + U_i^2 \cdot c f / d c p_i$$

With V_i = compensated signal of channel i ($i = x, y, z$)

U_i = input signal of channel i ($i = x, y, z$)



Unless otherwise agreed in writing, this document is issued by the Company subject to its General Conditions of Service printed overleaf, available on request or accessible at <http://www.sgs.com/en/Terms-and-Conditions.aspx> and, for electronic format documents, subject to Terms and Conditions for Electronic Documents at <http://www.sgs.com/en/Terms-and-Conditions/Terms-e-Documents.aspx>. Attention is drawn to the limitation of liability, indemnification and jurisdiction issues defined therein. Any holder of this document is advised that information contained hereon reflects the Company's findings at the time of its intervention only and within the limits of Client's instructions, if any. The Company's sole responsibility is to its Client and this document does not exonerate parties to a transaction from exercising all their rights and obligations under the transaction documents. This document cannot be reproduced except in full, without prior written approval of the Company. Any unauthorized alteration, forgery or falsification of the content or appearance of this document is unlawful and offenders may be prosecuted to the fullest extent of the law. Unless otherwise stated the results shown in this test report refer only to the sample(s) tested and such sample(s) are retained for 30 days only.

Attention: To check the authenticity of testing /inspection report & certificate, please contact us at telephone: (86-755) 8307 1443, or email: CN.Doccheck@sgs.com
 No.10, Weiye Road, Innovation Park, Kunshan, Jiangsu, China 215300 t(86-512)57355888 f(86-512)57370818 www.sgsgroup.com.cn
 中国·江苏·昆山市留学生创业园伟业路10号 邮编 215300 t(86-512)57355888 f(86-512)57370818 sgs.china@sgs.com

cf = crest factor of exciting field (DASY parameter)

dcp i = diode compression point (DASY parameter)

From the compensated input signals the primary field data for each channel can be evaluated:

E-field probes:

$$E_i = (V_i / Norm_i \cdot ConvF)^{1/2}$$

H-field probes:

$$H_i = (V_i)^{1/2} \cdot (a_{i0} + a_{i1}f + a_{i2}f^2) / f$$

With V_i = compensated signal of channel i (i = x, y, z)

$Norm_i$ = sensor sensitivity of channel i (i = x, y, z)

[mV/(V/m)²] for E-field Probes

ConvF = sensitivity enhancement in solution

a_{ij} = sensor sensitivity factors for H-field probes

f = carrier frequency [GHz]

E_i = electric field strength of channel i in V/m

H_i = magnetic field strength of channel i in A/m

The RSS value of the field components gives the total field strength (Hermitian magnitude):

$$E_{tot} = (E_x^2 + E_y^2 + E_z^2)^{1/2}$$

The primary field data are used to calculate the derived field units.

$$SAR = (E_{tot}^2 \cdot \sigma) / (\epsilon \cdot 1000)$$

With SAR = local specific absorption rate in mW/g

E_{tot} = total field strength in V/m

σ = conductivity in [mho/m] or [Siemens/m]

ϵ = equivalent tissue density in g/cm³

Note that the density is normally set to 1 (or 1.06), to account for actual brain density rather than the density of the simulation liquid. The power flow density is calculated assuming the excitation field to be a free space field.

$$P_{pwe} = E_{tot}^2 / 3770 \quad \text{or} \quad P_{pwe} = H_{tot}^2 \cdot 37.7$$

with P_{pwe} = equivalent power density of a plane wave in mW/cm²

E_{tot} = total electric field strength in V/m

H_{tot} = total magnetic field strength in A/m



Unless otherwise agreed in writing, this document is issued by the Company subject to its General Conditions of Service printed overleaf, available on request or accessible at <http://www.sgs.com/en/Terms-and-Conditions.aspx> and, for electronic format documents, subject to Terms and Conditions for Electronic Documents at <http://www.sgs.com/en/Terms-and-Conditions/Terms-e-Documents.aspx>. Attention is drawn to the limitation of liability, indemnification and jurisdiction issues defined therein. Any holder of this document is advised that information contained hereon reflects the Company's findings at the time of its intervention only and within the limits of Client's instructions, if any. The Company's sole responsibility is to its Client and this document does not exonerate parties to a transaction from exercising all their rights and obligations under the transaction documents. This document cannot be reproduced except in full, without prior written approval of the Company. Any unauthorized alteration, forgery or falsification of the content or appearance of this document is unlawful and offenders may be prosecuted to the fullest extent of the law. Unless otherwise stated the results shown in this test report refer only to the sample(s) tested and such sample(s) are retained for 30 days only.

Attention: To check the authenticity of testing / inspection report & certificate, please contact us at telephone: (86-755) 8307 1443, or email: CN.Doccheck@sgs.com
 No.10, Weiye Road, Innovation Park, Kunshan, Jiangsu, China 215300 t(86-512)57355888 f(86-512)57370818 www.sgsgroup.com.cn
 中国·江苏·昆山市留学生创业园伟业路10号 邮编 215300 t(86-512)57355888 f(86-512)57370818 sgs.china@sgs.com

4 SAR measurement variability and uncertainty

4.1 SAR measurement variability

Per KDB865664 D01 SAR measurement 100 MHz to 6 GHz v01r04, SAR measurement variability must be assessed for each frequency band, which is determined by the SAR probe calibration point and tissue-equivalent medium used for the device measurements. The additional measurements are repeated after the completion of all measurements requiring the same head or body tissue-equivalent medium in a frequency band. The test device should be returned to ambient conditions (normal room temperature) with the battery fully charged before it is re-mounted on the device holder for the repeated measurement(s) to minimize any unexpected variations in the repeated results.

- 1) Repeated measurement is not required when the original highest measured SAR is < 0.80 W/kg; steps 2) through 4) do not apply.
- 2) When the original highest measured SAR is ≥ 0.80 W/kg, repeat that measurement once.
- 3) Perform a second repeated measurement only if the ratio of largest to smallest SAR for the original and first repeated measurements is > 1.20 or when the original or repeated measurement is ≥ 1.45 W/kg (~ 10% from the 1-g SAR limit).
- 4) Perform a third repeated measurement only if the original, first or second repeated measurement is ≥ 1.5 W/kg and the ratio of largest to smallest SAR for the original, first and second repeated measurements is > 1.20.

The same procedures should be adapted for measurements according to extremity and occupational exposure limits by applying a factor of 2.5 for extremity exposure and a factor of 5 for occupational exposure to the corresponding SAR thresholds.



Unless otherwise agreed in writing, this document is issued by the Company subject to its General Conditions of Service printed overleaf, available on request or accessible at <http://www.sgs.com/en/Terms-and-Conditions.aspx> and, for electronic format documents, subject to Terms and Conditions for Electronic Documents at <http://www.sgs.com/en/Terms-and-Conditions/Terms-e-Documents.aspx>. Attention is drawn to the limitation of liability, indemnification and jurisdiction issues defined therein. Any holder of this document is advised that information contained hereon reflects the Company's findings at the time of its intervention only and within the limits of Client's instructions, if any. The Company's sole responsibility is to its Client and this document does not exonerate parties to a transaction from exercising all their rights and obligations under the transaction documents. This document cannot be reproduced except in full, without prior written approval of the Company. Any unauthorized alteration, forgery or falsification of the content or appearance of this document is unlawful and offenders may be prosecuted to the fullest extent of the law. Unless otherwise stated the results shown in this test report refer only to the sample(s) tested and such sample(s) are retained for 30 days only.
Attention: To check the authenticity of testing / inspection report & certificate, please contact us at telephone: (86-755) 8307 1443, or email: CN.Doccheck@sgs.com

No.10, Weiye Road, Innovation Park, Kunshan, Jiangsu, China 215300
 中国·江苏·昆山市留学生创业园伟业路10号 邮编 215300

t(86-512)57355888 f(86-512)57370818 www.sgsgroup.com.cn
 t(86-512)57355888 f(86-512)57370818 sgs.china@sgs.com

4.2 SAR measurement uncertainty

Per KDB865664 D01 SAR Measurement 100 MHz to 6 GHz, when the highest measured 1-g SAR within a frequency band is < 1.5 W/kg, the extensive SAR measurement uncertainty analysis described in IEEE Std 1528-2013 is not required in SAR reports submitted for equipment approval. The equivalent ratio (1.5/1.6) is applied to extremity and occupational exposure conditions.



Unless otherwise agreed in writing, this document is issued by the Company subject to its General Conditions of Service printed overleaf, available on request or accessible at <http://www.sgs.com/en/Terms-and-Conditions.aspx> and, for electronic format documents, subject to Terms and Conditions for Electronic Documents at <http://www.sgs.com/en/Terms-and-Conditions/Terms-e-Documents.aspx>. Attention is drawn to the limitation of liability, indemnification and jurisdiction issues defined therein. Any holder of this document is advised that information contained hereon reflects the Company's findings at the time of its intervention only and within the limits of Client's instructions, if any. The Company's sole responsibility is to its Client and this document does not exonerate parties to a transaction from exercising all their rights and obligations under the transaction documents. This document cannot be reproduced except in full, without prior written approval of the Company. Any unauthorized alteration, forgery or falsification of the content or appearance of this document is unlawful and offenders may be prosecuted to the fullest extent of the law. Unless otherwise stated the results shown in this test report refer only to the sample(s) tested and such sample(s) are retained for 30 days only.

Attention: To check the authenticity of testing /inspection report & certificate, please contact us at telephone: (86-755) 8307 1443, or email: CN.Doccheck@sgs.com

No.10, Weiye Road, Innovation Park, Kunshan, Jiangsu, China 215300

中国·江苏·昆山市留学生创业园伟业路10号 邮编 215300

t(86-512)57355888 f(86-512)57370818 www.sgsgroup.com.cn

t(86-512)57355888 f(86-512)57370818 sgs.china@sgs.com

5 Description of Test Position

5.1 Body Test Position

Devices that are designed or intended for use on extremities, or mainly operated in extremity only exposure conditions, i.e., hands, wrists, feet and ankles, may require extremity SAR evaluation. When the device also operates in close proximity to the user's body, SAR compliance for the body is also required. The 1-g body and 10-g extremity SAR Test Exclusion Thresholds in 8.2 should be applied to determine SAR test requirements. When extremity SAR testing is required, a flat phantom must be used if the exposure condition is more conservative than the actual use conditions; otherwise, a KDB inquiry is required to determine the phantom and test requirements. Body SAR compliance is also tested with a flat phantom. For devices with irregular shapes or form factors that do not conform to a flat phantom, and/or unusual operating configurations and exposure conditions, a KDB inquiry is also required to determine the appropriate SAR measurement procedures. Unless it is specified differently in the published RF exposure KDB procedures, when simultaneous transmission applies to extremity exposure, the simultaneous transmission SAR test exclusion provisions should be applied. When simultaneous transmission SAR measurement is required, the enlarged zoom scan and volume scan post-processing procedures in KDB Publication 865664 D01 should be applied.

SAR can test the sides near the antenna, the surface of the device should be tested for SAR compliance with the device touching the phantom. The SAR Exclusion Threshold in KDB 447498 D04 can be applied to determine SAR test exclusion for adjacent edge configurations. The closest distance from the antenna to an adjacent device surface is used to determine if SAR testing is required for the adjacent surfaces, with the adjacent surface positioned against the phantom and the surface containing the antenna positioned perpendicular to the phantom.



Unless otherwise agreed in writing, this document is issued by the Company subject to its General Conditions of Service printed overleaf, available on request or accessible at <http://www.sgs.com/en/Terms-and-Conditions.aspx> and, for electronic format documents, subject to Terms and Conditions for Electronic Documents at <http://www.sgs.com/en/Terms-and-Conditions/Terms-e-Documents.aspx>. Attention is drawn to the limitation of liability, indemnification and jurisdiction issues defined therein. Any holder of this document is advised that information contained hereon reflects the Company's findings at the time of its intervention only and within the limits of Client's instructions, if any. The Company's sole responsibility is to its Client and this document does not exonerate parties to a transaction from exercising all their rights and obligations under the transaction documents. This document cannot be reproduced except in full, without prior written approval of the Company. Any unauthorized alteration, forgery or falsification of the content or appearance of this document is unlawful and offenders may be prosecuted to the fullest extent of the law. Unless otherwise stated the results shown in this test report refer only to the sample(s) tested and such sample(s) are retained for 30 days only.

Attention: To check the authenticity of testing /inspection report & certificate, please contact us at telephone: (86-755) 8307 1443, or email: CN.Doccheck@sgs.com

No.10, Weiye Road, Innovation Park, Kunshan, Jiangsu, China 215300

中国·江苏·昆山市留学生创业园伟业路10号 邮编 215300

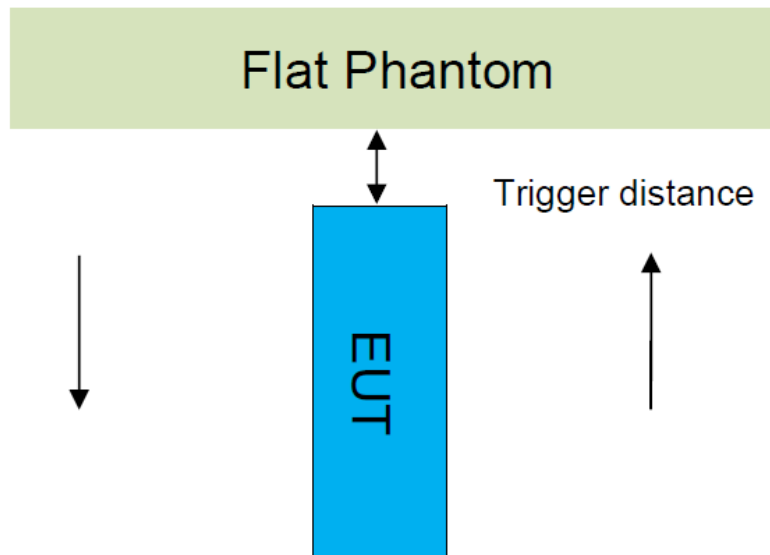
t(86-512)57355888 f(86-512)57370818 www.sgsgroup.com.cn

t(86-512)57355888 f(86-512)57370818 sgs.china@sgs.com

5.2 Proximity Sensor Triggering Test

Proximity sensor triggering distances:

The Proximity sensor triggering was applied to WWAN antenna. Proximity sensor triggering distance testing was performed according to the procedures outlined in KDB 616217 D04 section 6.2, and EUT moving further away from the flat phantom and EUT moving toward the flat phantom were both assessed.



Proximity Sensor Triggering Distance(mm)			
Position	Back	Right	Left
Minimum	21	21	11
Required SAR Test	20	20	10

Note: SAR tests with proximity sensor power reduction are only required for the sides of frequency bands in the table above. For the other sides or other frequency bands of the device, SAR is still tested at the maximum power level with sensor off.

Proximity sensor coverage

If a sensor is spatially offset from the antenna(s), it is necessary to verify sensor triggering for conditions where the antenna is next to the user but the sensor is laterally further away to ensure sensor coverage is sufficient for reducing the power to maintain compliance. For p-sensor coverage testing, the device is moved and “along the direction of maximum antenna and sensor offset”.

The proximity sensor and main antenna use same metallic electrode, so there is no spatial offset.



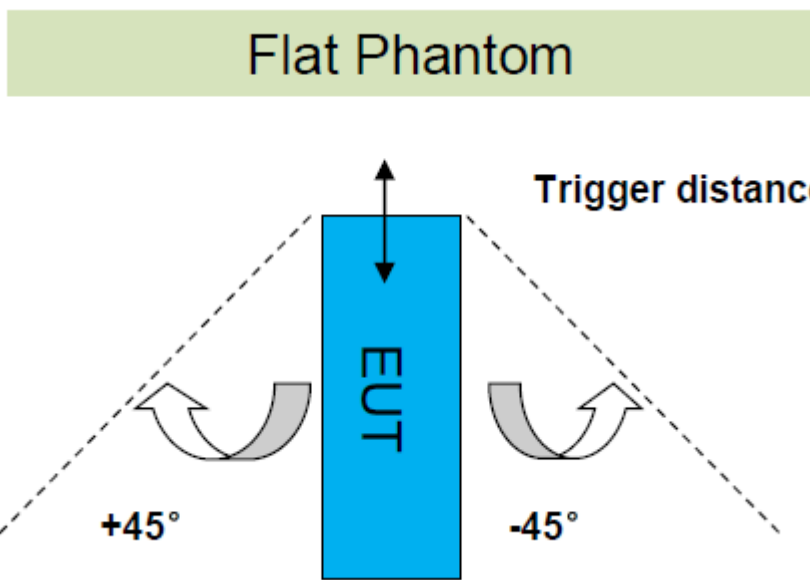
Unless otherwise agreed in writing, this document is issued by the Company subject to its General Conditions of Service printed overleaf, available on request or accessible at <http://www.sgs.com/en/Terms-and-Conditions.aspx> and, for electronic format documents, subject to Terms and Conditions for Electronic Documents at <http://www.sgs.com/en/Terms-and-Conditions/Terms-e-Documents.aspx>. Attention is drawn to the limitation of liability, indemnification and jurisdiction issues defined therein. Any holder of this document is advised that information contained hereon reflects the Company's findings at the time of its intervention only and within the limits of Client's instructions, if any. The Company's sole responsibility is to its Client and this document does not exonerate parties to a transaction from exercising all their rights and obligations under the transaction documents. This document cannot be reproduced except in full, without prior written approval of the Company. Any unauthorized alteration, forgery or falsification of the content or appearance of this document is unlawful and offenders may be prosecuted to the fullest extent of the law. Unless otherwise stated the results shown in this test report refer only to the sample(s) tested and such sample(s) are retained for 30 days only.

Attention: To check the authenticity of testing /inspection report & certificate, please contact us at telephone: (86-755) 8307 1443, or email: CN.Doccheck@sgs.com
 No.10, Weiye Road, Innovation Park, Kunshan, Jiangsu, China 215300 t(86-512)57355888 f(86-512)57370818 www.sgsgroup.com.cn
 中国·江苏·昆山市留学生创业园伟业路10号 邮编 215300 t(86-512)57355888 f(86-512)57370818 sgs.china@sgs.com

Device tilt angle influences to proximity sensor triggering

The influence of device tilt angles to proximity sensor triggering was determined by positioning each tablet edge that contains a transmitting antenna, perpendicular to the flat phantom.

Rotating the tablet around the edge next to the phantom in $\leq 10^\circ$ increments until the tablet is $\pm 45^\circ$ from the vertical position at 0° , and the maximum output power remains in the reduced mode.



Summary Tilt Angle Influence to Proximity Sensor Triggering for Top Side

Band	Minimum distance(mm)	-45	-40	-30	-20	-10	0	10	20	30	40	45
750MHz	21	on	on	on	on	on	on	on	on	on	on	on
835MHz	21	on	on	on	on	on	on	on	on	on	on	on
1800MHz	21	on	on	on	on	on	on	on	on	on	on	on
1900MHz	21	on	on	on	on	on	on	on	on	on	on	on
2600MHz	21	on	on	on	on	on	on	on	on	on	on	on

Resulting test positions for SAR measurements

Wireless	Position	Triggering distance (mm)	Worst case distance for SAR (mm)
WWAN	Back side	21	20
	Right side	21	20
	Left side	11	10



Unless otherwise agreed in writing, this document is issued by the Company subject to its General Conditions of Service printed overleaf, available on request or accessible at <http://www.sgs.com/en/Terms-and-Conditions.aspx> and, for electronic format documents, subject to Terms and Conditions for Electronic Documents at <http://www.sgs.com/en/Terms-and-Conditions/Terms-e-Documents.aspx>. Attention is drawn to the limitation of liability, indemnification and jurisdiction issues defined therein. Any holder of this document is advised that information contained hereon reflects the Company's findings at the time of its intervention only and within the limits of Client's instructions, if any. The Company's sole responsibility is to its Client and this document does not exonerate parties to a transaction from exercising all their rights and obligations under the transaction documents. This document cannot be reproduced except in full, without prior written approval of the Company. Any unauthorized alteration, forgery or falsification of the content or appearance of this document is unlawful and offenders may be prosecuted to the fullest extent of the law. Unless otherwise stated the results shown in this test report refer only to the sample(s) tested and such sample(s) are retained for 30 days only.

Attention: To check the authenticity of testing /inspection report & certificate, please contact us at telephone: (86-755) 8307 1443, or email: CN.Doccheck@sgs.com

No.10, Weiye Road, Innovation Park, Kunshan, Jiangsu, China 215300

中国·江苏·昆山市留学院创业园伟业路10号 邮编 215300

t(86-512)57355888 f(86-512)57370818 www.sgsgroup.com.cn

t(86-512)57355888 f(86-512)57370818 sgs.china@sgs.com

6 SAR System Verification Procedure

6.1 Tissue Simulate Liquid

6.1.1 Recipes for Tissue Simulate Liquid

The following tables give the recipes for tissue simulating liquids to be used in different frequency bands:

Ingredients (% by weight)	Frequency (MHz)									
	450		835		915		1900		2450	
Tissue Type	Head	Body	Head	Body	Head	Body	Head	Body	Head	Body
Water	38.56	51.16	41.45	52.4	41.05	56.0	54.9	40.4	62.7	73.2
Salt (NaCl)	3.95	1.49	1.45	1.4	1.35	0.76	0.18	0.5	0.5	0.04
Sugar	56.32	46.78	56.0	45.0	56.5	41.76	0.0	58.0	0.0	0.0
HEC	0.98	0.52	1.0	1.0	1.0	1.21	0.0	1.0	0.0	0.0
Bactericide	0.19	0.05	0.1	0.1	0.1	0.27	0.0	0.1	0.0	0.0
Triton X-100	0.0	0.0	0.0	0.0	0.0	0.0	0.0	0.0	36.8	0.0
DGBE	0.0	0.0	0.0	0.0	0.0	0.0	44.92	0.0	0.0	26.7
Dielectric Constant	43.42	58.0	42.54	56.1	42.0	56.8	39.9	54.0	39.8	52.5
Conductivity (S/m)	0.85	0.83	0.91	0.95	1.0	1.07	1.42	1.45	1.88	1.78

HSL5GHz is composed of the following ingredients:

Water: 50-65%

Mineral oil: 10-30%

Emulsifiers: 8-25%

Sodium salt: 0-1.5%

MSL5GHz is composed of the following ingredients:

Water: 64-78%

Mineral oil: 11-18%

Emulsifiers: 9-15%

Sodium salt: 2-3%



Unless otherwise agreed in writing, this document is issued by the Company subject to its General Conditions of Service printed overleaf, available on request or accessible at <http://www.sgs.com/en/Terms-and-Conditions.aspx> and, for electronic format documents, subject to Terms and Conditions for Electronic Documents at <http://www.sgs.com/en/Terms-and-Conditions/Terms-e-Documents.aspx>. Attention is drawn to the limitation of liability, indemnification and jurisdiction issues defined therein. Any holder of this document is advised that information contained hereon reflects the Company's findings at the time of its intervention only and within the limits of Client's instructions, if any. The Company's sole responsibility is to its Client and this document does not exonerate parties to a transaction from exercising all their rights and obligations under the transaction documents. This document cannot be reproduced except in full, without prior written approval of the Company. Any unauthorized alteration, forgery or falsification of the content or appearance of this document is unlawful and offenders may be prosecuted to the fullest extent of the law. Unless otherwise stated the results shown in this test report refer only to the sample(s) tested and such sample(s) are retained for 30 days only.

Attention: To check the authenticity of testing /inspection report & certificate, please contact us at telephone: (86-755) 8307 1443, or email: CN.Doccheck@sgs.com

No.10, Weiye Road, Innovation Park, Kunshan, Jiangsu, China 215300

中国·江苏·昆山市留学院创业园伟业路10号 邮编 215300

t(86-512)57355888 f(86-512)57370818 www.sgsgroup.com.cn

t(86-512)57355888 f(86-512)57370818 sgs.china@sgs.com

6.1.2 Test Liquids Confirmation

Simulated tissue liquid parameter confirmation

The dielectric parameters were checked prior to assessment using the SPEAG DAK3.5 dielectric probe kit. The dielectric parameters measured are reported in each correspondent section.

IEEE SCC-34/SC-2 P1528 recommended tissue dielectric parameters

The head tissue dielectric parameters recommended by the IEEE SCC-34/SC-2 in P1528 have been incorporated in the following table. These head parameters are derived from planar layer models simulating the highest expected SAR for the dielectric properties and tissue thickness variations in a human head. Other head and body tissue parameters that have not been specified in P1528 are derived from the tissue dielectric parameters computed from the 4-Cole-Cole equations and extrapolated according to the head parameters specified in P1528

Target Frequency (MHz)	Head		Body	
	ϵ_r	σ (S/m)	ϵ_r	σ (S/m)
150	52.3	0.76	61.9	0.80
300	45.3	0.87	58.2	0.92
450	43.5	0.87	56.7	0.94
835	41.5	0.90	55.2	0.97
900	41.5	0.97	55.0	1.05
915	41.5	0.98	55.0	1.06
1450	40.5	1.20	54.0	1.30
1610	40.3	1.29	53.8	1.40
1800-2000	40.0	1.40	53.3	1.52
2450	39.2	1.80	52.7	1.95
3000	38.5	2.40	52.0	2.73
5800	35.3	5.27	48.2	6.00

(ϵ_r = relative permittivity, σ = conductivity and $\rho = 1000 \text{ kg/m}^3$)



Unless otherwise agreed in writing, this document is issued by the Company subject to its General Conditions of Service printed overleaf, available on request or accessible at <http://www.sgs.com/en/Terms-and-Conditions.aspx> and, for electronic format documents, subject to Terms and Conditions for Electronic Documents at <http://www.sgs.com/en/Terms-and-Conditions/Terms-e-Documents.aspx>. Attention is drawn to the limitation of liability, indemnification and jurisdiction issues defined therein. Any holder of this document is advised that information contained hereon reflects the Company's findings at the time of its intervention only and within the limits of Client's instructions, if any. The Company's sole responsibility is to its Client and this document does not exonerate parties to a transaction from exercising all their rights and obligations under the transaction documents. This document cannot be reproduced except in full, without prior written approval of the Company. Any unauthorized alteration, forgery or falsification of the content or appearance of this document is unlawful and offenders may be prosecuted to the fullest extent of the law. Unless otherwise stated the results shown in this test report refer only to the sample(s) tested and such sample(s) are retained for 30 days only.
Attention: To check the authenticity of testing /inspection report & certificate, please contact us at telephone: (86-755) 8307 1443, or email: CN.Doccheck@sgs.com

No.10, Weiye Road, Innovation Park, Kunshan, Jiangsu, China 215300
 中国·江苏·昆山市留学院创业园伟业路10号 邮编 215300

t(86-512)57355888 f(86-512)57370818 www.sgs.com.cn
 t(86-512)57355888 f(86-512)57370818 sgs.china@sgs.com

6.1.3 Measurement for Tissue Simulate Liquid

The dielectric properties for this Tissue Simulate Liquids were measured by using the SPEAG DAK3.5 dielectric probe kit in conjunction with Agilent E5071B Network Analyzer (300 KHz-8500 MHz). The Conductivity (σ) and Permittivity (ρ) are listed in bellow table. For the SAR measurement given in this report. The temperature variation of the Tissue Simulate Liquids was $22\pm 2^{\circ}\text{C}$.

Tissue Type	Measured Frequency (MHz)	Conductivity (σ)	Permittivity (ϵ_r)	Conductivity Target (σ)	Permittivity Target (ϵ_r)	Delta (σ) (%)	Delta (ϵ_r) (%)	Limit (%)	Liquid Temp. ($^{\circ}\text{C}$)	Date
750 Head	750	0.88	43.03	0.89	41.90	-1.35	2.69	± 5	22.1	2022/6/8
835 Head	835	0.89	40.97	0.90	41.50	-1.11	-1.27	± 5	22.1	2022/6/8
1800 Head	1800	1.37	40.32	1.40	40.00	-2.43	0.80	± 5	22.2	2022/6/9
1900 Head	1900	1.36	39.93	1.40	40.00	-3.07	-0.17	± 5	22.2	2022/6/10
2450 Head	2450	1.82	39.92	1.80	39.20	1.06	1.85	± 5	22	2022/6/11
2600 Head	2600	1.99	39.43	1.96	39.00	1.73	1.10	± 5	22.1	2022/6/12
5250 Head	5250	4.84	36.85	4.71	35.95	2.85	2.51	± 5	22.2	2022/6/13
5750 Head	5750	5.42	35.52	5.22	35.35	3.91	0.49	± 5	22.2	2022/6/13



Unless otherwise agreed in writing, this document is issued by the Company subject to its General Conditions of Service printed overleaf, available on request or accessible at <http://www.sgs.com/en/Terms-and-Conditions.aspx> and, for electronic format documents, subject to Terms and Conditions for Electronic Documents at <http://www.sgs.com/en/Terms-and-Conditions/Terms-e-Documents.aspx>. Attention is drawn to the limitation of liability, indemnification and jurisdiction issues defined therein. Any holder of this document is advised that information contained hereon reflects the Company's findings at the time of its intervention only and within the limits of Client's instructions, if any. The Company's sole responsibility is to its Client and this document does not exonerate parties to a transaction from exercising all their rights and obligations under the transaction documents. This document cannot be reproduced except in full, without prior written approval of the Company. Any unauthorized alteration, forgery or falsification of the content or appearance of this document is unlawful and offenders may be prosecuted to the fullest extent of the law. Unless otherwise stated the results shown in this test report refer only to the sample(s) tested and such sample(s) are retained for 30 days only.

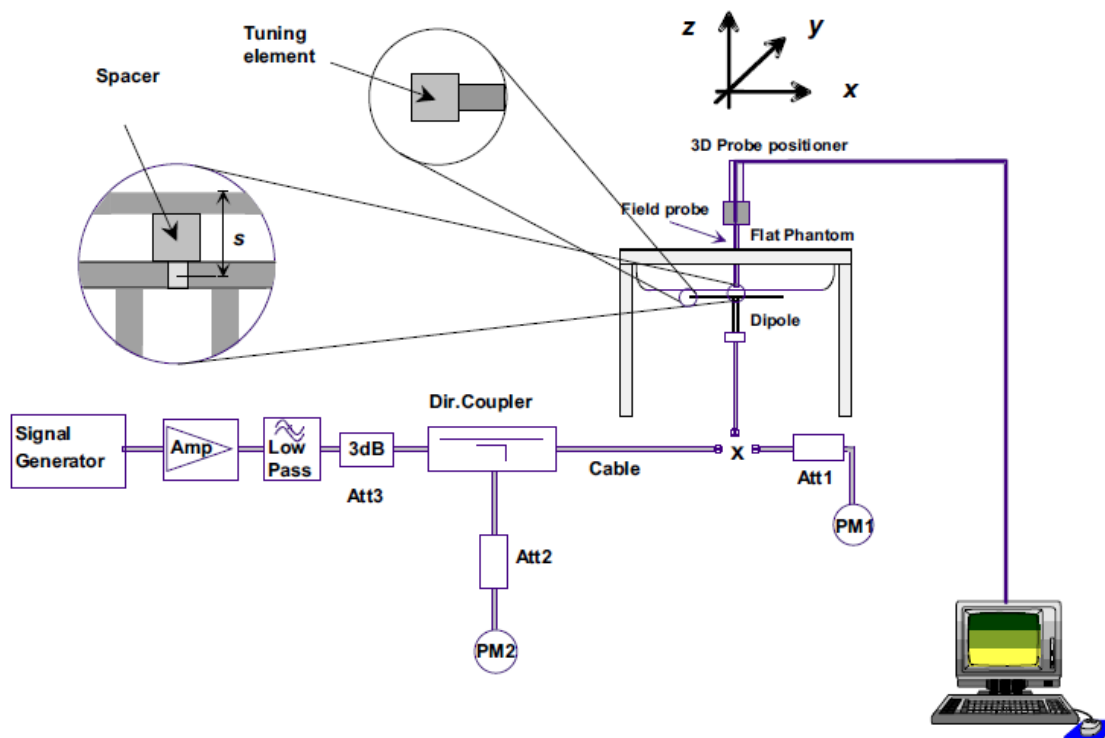
Attention: To check the authenticity of testing /inspection report & certificate, please contact us at telephone: (86-755) 8307 1443, or email: CN.Doccheck@sgs.com

No.10, Weiye Road, Innovation Park, Kunshan, Jiangsu, China 215300
 中国·江苏·昆山市留学生创业园伟业路10号 邮编 215300

t(86-512)57355888 f(86-512)57370818 www.sgs.com.cn
 t(86-512)57355888 f(86-512)57370818 sgs.china@sgs.com

6.2 SAR System Check

The microwave circuit arrangement for system check is sketched in bellow figure. The daily system accuracy verification occurs within the flat section of the SAM phantom. A SAR measurement was performed to see if the measured SAR was within +/- 10% from the target SAR values. The tests were conducted on the same days as the measurement of the EUT. The obtained results from the system accuracy verification are displayed in the following table. During the tests, the ambient temperature of the laboratory was in the range 22±2°C, the relative humidity was in the range 60% and the liquid depth above the ear reference points was above 15 cm in all the cases. It is seen that the system is operating within its specification, as the results are within acceptable tolerance of the reference values.



F-3. the microwave circuit arrangement used for SAR system verification



Unless otherwise agreed in writing, this document is issued by the Company subject to its General Conditions of Service printed overleaf, available on request or accessible at <http://www.sgs.com/en/Terms-and-Conditions.aspx> and, for electronic format documents, subject to Terms and Conditions for Electronic Documents at <http://www.sgs.com/en/Terms-and-Conditions/Terms-e-Document.aspx>. Attention is drawn to the limitation of liability, indemnification and jurisdiction issues defined therein. Any holder of this document is advised that information contained hereon reflects the Company's findings at the time of its intervention only and within the limits of Client's instructions, if any. The Company's sole responsibility is to its Client and this document does not exonerate parties to a transaction from exercising all their rights and obligations under the transaction documents. This document cannot be reproduced except in full, without prior written approval of the Company. Any unauthorized alteration, forgery or falsification of the content or appearance of this document is unlawful and offenders may be prosecuted to the fullest extent of the law. Unless otherwise stated the results shown in this test report refer only to the sample(s) tested and such sample(s) are retained for 30 days only.

No.10, Weiye Road, Innovation Park, Kunshan, Jiangsu, China 215300
 中国·江苏·昆山市留学院创业园伟业路10号 邮编 215300

t(86-512)57355888 f(86-512)57370818 www.sgsgroup.com.cn
 t(86-512)57355888 f(86-512)57370818 sgs.china@sgs.com

6.2.1 Justification for Extended SAR Dipole Calibrations

1) Referring to KDB865664 D01 requirements for dipole calibration, instead of the typical annual calibration recommended by measurement standards, longer calibration intervals of up to three years may be considered when it is demonstrated that the SAR target, impedance and return loss of a dipole have remain stable according to the following requirements. Each measured dipole is expected to evaluate with the following criteria at least on annual interval in Appendix C.

- a) There is no physical damage on the dipole;
- b) System check with specific dipole is within 10% of calibrated value;
- c) Return-loss is within 10% of calibrated measurement;
- d) Impedance is within 5Ω from the previous measurement.

2) Network analyzer probe calibration against air, distilled water and a shorting block performed before measuring liquid parameters.



Unless otherwise agreed in writing, this document is issued by the Company subject to its General Conditions of Service printed overleaf, available on request or accessible at <http://www.sgs.com/en/Terms-and-Conditions.aspx> and, for electronic format documents, subject to Terms and Conditions for Electronic Documents at <http://www.sgs.com/en/Terms-and-Conditions/Terms-e-Documents.aspx>. Attention is drawn to the limitation of liability, indemnification and jurisdiction issues defined therein. Any holder of this document is advised that information contained hereon reflects the Company's findings at the time of its intervention only and within the limits of Client's instructions, if any. The Company's sole responsibility is to its Client and this document does not exonerate parties to a transaction from exercising all their rights and obligations under the transaction documents. This document cannot be reproduced except in full, without prior written approval of the Company. Any unauthorized alteration, forgery or falsification of the content or appearance of this document is unlawful and offenders may be prosecuted to the fullest extent of the law. Unless otherwise stated the results shown in this test report refer only to the sample(s) tested and such sample(s) are retained for 30 days only.
Attention: To check the authenticity of testing /inspection report & certificate, please contact us at telephone: (86-755) 8307 1443, or email: CN.Doccheck@sgs.com

No.10, Weiye Road, Innovation Park, Kunshan, Jiangsu, China 215300
中国·江苏·昆山市留学生创业园伟业路10号 邮编 215300

t(86-512)57355888 f(86-512)57370818 www.sgsgroup.com.cn
t(86-512)57355888 f(86-512)57370818 sgs.china@sgs.com

6.2.2 Summary System Check Result(s)

Validation Kit		Measured SAR 250mW	Measured SAR 250mW	Measured SAR (normalized to 1w)	Measured SAR (normalized to 1w)	Target SAR (normalized to 1w) (±10%)	Target SAR (normalized to 1w) (±10%)	Liquid Temp. (°C)	Measured Date
		1g (W/kg)	10g (W/kg)	1g (W/kg)	10g (W/kg)	1-g(W/kg)	10-g(W/kg)		
D750V2	Head	2.16	1.46	8.64	5.84	8.27 (7.44~9.10)	5.48 (4.93~6.03)	22.1	2022/6/8
D835V2	Head	2.4	1.61	9.6	6.44	9.40 (8.46~10.34)	6.12 (5.51~6.73)	22.1	2022/6/8
D1800V2	Head	9.44	4.78	37.76	19.12	38.9 (35.01~42.79)	20.4 (18.36~22.44)	22.2	2022/6/9
D1900V2	Head	9.18	4.67	36.72	18.68	40.1 (36.09~44.11)	20.3 (18.27~22.33)	22.3	2022/6/10
D2450V2	Head	12.5	5.82	50	23.28	53 (47.70~58.30)	24.7 (22.23~27.17)	22	2022/6/11
D2600V2	Head	14.9	6.58	59.6	26.32	54.8 (49.32~60.28)	24.5 (22.05~26.95)	22.1	2022/6/12
Validation Kit		Measured SAR 100mW	Measured SAR 100mW	Measured SAR (normalized to 1w)	Measured SAR (normalized to 1w)	Target SAR (normalized to 1w) (±10%)	Target SAR (normalized to 1w) (±10%)	Liquid Temp. (°C)	Measured Date
		1g (W/kg)	10g (W/kg)	1g (W/kg)	10g (W/kg)	1-g(W/kg)	10-g(W/kg)		
D5GHzV2	Head(5.25GHz)	8.12	2.24	81.2	22.4	76.6 (68.94~84.26)	21.5 (19.35~23.65)	22.2	2022/6/13
	Head(5.75GHz)	8.04	2.27	80.4	22.7	75.9 (68.31~83.49)	21.1 (18.99~23.21)	22.2	2022/6/13

6.2.3 Detailed System Check Results

Please see the Appendix A



Unless otherwise agreed in writing, this document is issued by the Company subject to its General Conditions of Service printed overleaf, available on request or accessible at <http://www.sgs.com/en/Terms-and-Conditions.aspx> and, for electronic format documents, subject to Terms and Conditions for Electronic Documents at <http://www.sgs.com/en/Terms-and-Conditions/Terms-e-Documents.aspx>. Attention is drawn to the limitation of liability, indemnification and jurisdiction issues defined therein. Any holder of this document is advised that information contained hereon reflects the Company's findings at the time of its intervention only and within the limits of Client's instructions, if any. The Company's sole responsibility is to its Client and this document does not exonerate parties to a transaction from exercising all their rights and obligations under the transaction documents. This document cannot be reproduced except in full, without prior written approval of the Company. Any unauthorized alteration, forgery or falsification of the content or appearance of this document is unlawful and offenders may be prosecuted to the fullest extent of the law. Unless otherwise stated the results shown in this test report refer only to the sample(s) tested and such sample(s) are retained for 30 days only.

Attention: To check the authenticity of testing /inspection report & certificate, please contact us at telephone: (86-755) 8307 1443, or email: CN.Doccheck@sgs.com

No.10, Weiye Road, Innovation Park, Kunshan, Jiangsu, China 215300
中国·江苏·昆山市留学生创业园伟业路10号 邮编 215300

t(86-512)57355888 f(86-512)57370818 www.sgs.com.cn
t(86-512)57355888 f(86-512)57370818 sgs.china@sgs.com

7 Test Configuration

7.1 3G SAR Test Reduction Procedure

According to KDB 941225D01, in the following procedures, the mode tested for SAR is referred to as the primary mode. The equivalent modes considered for SAR test reduction are denoted as secondary modes. Both primary and secondary modes must be in the same frequency band. When the maximum output power and tune-up tolerance specified for production units in a secondary mode is $\leq \frac{1}{4}$ dB higher than the primary mode or when the highest reported SAR of the primary mode is scaled by the ratio of specified maximum output power and tune-up tolerance of secondary to primary mode and the adjusted SAR is ≤ 1.2 W/kg, SAR measurement is not required for the secondary mode. This is referred to as the 3G SAR test reduction procedure in the following SAR test guidance, where the primary mode is identified in the applicable wireless mode test procedures and the secondary mode is wireless mode being considered for SAR test reduction by that procedure. When the 3G SAR test reduction procedure is not satisfied, it is identified as "otherwise" in the applicable procedures; SAR measurement is required for the secondary mode.

7.2 Operation Configurations

7.2.1 GSM Test Configuration

SAR tests for GSM850 and GSM1900, a communication link is set up with a base station by air link. Using CMW500 the power lever is set to "5" and "0" in SAR of GSM850 and GSM1900. The tests in the band of GSM850 and GSM1900 are performed in the mode of GPRS/EGPRS function. Since the GPRS class is 12 for this EUT, it has at most 4 timeslots in uplink and at most 4 timeslots in downlink, the maximum total timeslot is 5. The EGPRS class is 12 for this EUT, it has at most 4 timeslots in uplink, and at most 4 timeslots in downlink, the maximum total timeslot is 5.

SAR test reduction for GPRS and EDGE modes is determined by the source-based time-averaged output power specified for production units. The data mode with highest specified time-averaged output power should be tested for SAR compliance in the applicable exposure conditions. For modes with the same specified maximum output power, the higher number time-slot configuration should be tested.

When SAR tests for EGPRS mode is necessary, GMSK modulation should be used to minimize SAR measurement error due to higher peak-to-average power (PAR) ratios inherent in 8-PSK.

The 3G SAR test reduction procedure is applied to 8-PSK EDGE with GMSK GPRS/EDGE as the primary mode.

7.2.2 WCDMA Test Configuration

1) . Output Power Verification

Maximum output power is verified on the high, middle and low channels according to procedures described in section 5.2 of 3GPP TS 34.121, using the appropriate RMC or AMR with TPC (transmit power control) set to all "1's" for WCDMA/HSDPA or by applying the required inner loop power control procedures to maintain maximum output power while HSUPA is active. Results for all applicable physical channel configurations (DPCCH, DPDCHn and spreading codes, HSDPA, HSPA) are required in the SAR report. All configurations



Unless otherwise agreed in writing, this document is issued by the Company subject to its General Conditions of Service printed overleaf, available on request or accessible at <http://www.sgs.com/en/Terms-and-Conditions.aspx> and, for electronic format documents, subject to Terms and Conditions for Electronic Documents at <http://www.sgs.com/en/Terms-and-Conditions/Terms-e-Documents.aspx>. Attention is drawn to the limitation of liability, indemnification and jurisdiction issues defined therein. Any holder of this document is advised that information contained hereon reflects the Company's findings at the time of its intervention only and within the limits of Client's instructions, if any. The Company's sole responsibility is to its Client and this document does not exonerate parties to a transaction from exercising all their rights and obligations under the transaction documents. This document cannot be reproduced except in full, without prior written approval of the Company. Any unauthorized alteration, forgery or falsification of the content or appearance of this document is unlawful and offenders may be prosecuted to the fullest extent of the law. Unless otherwise stated the results shown in this test report refer only to the sample(s) tested and such sample(s) are retained for 30 days only.
Attention: To check the authenticity of testing /inspection report & certificate, please contact us at telephone: (86-755) 8307 1443, or email: CN.Doccheck@sgs.com

No.10, Weiye Road, Innovation Park, Kunshan, Jiangsu, China 215300
中国·江苏·昆山市留学生创业园伟业路10号 邮编 215300

t(86-512)57355888 f(86-512)57370818 www.sgsgroup.com.cn
t(86-512)57355888 f(86-512)57370818 sgs.china@sgs.com

that are not supported by the handset or cannot be measured due to technical or equipment limitations must be clearly identified.

2) . Head SAR

SAR for next to the ear head exposure is measured using a 12.2 kbps RMC with TPC bits configured to all “1’s”. The 3G SAR test reduction procedure is applied to AMR configurations with 12.2 kbps RMC as the primary mode. Otherwise, SAR is measured for 12.2 kbps AMR in 3.4 kbps SRB (signaling radio bearer) using the highest reported SAR configuration in 12.2 kbps RMC for head exposure

3) . Body SAR

SAR for body configurations is measured using a 12.2 kbps RMC with TPC bits configured to all “1’s”. The 3G SAR test reduction procedure is applied to other spreading codes and multiple DPDCHn configurations supported by the handset with 12.2 kbps RMC as the primary mode. Otherwise, SAR is measured using an applicable RMC configuration with the corresponding spreading code or DPDCHn, for the highest reported body-worn accessory exposure SAR configuration in 12.2 kbps RMC. When more than 2 DPDCHn are supported by the handset, it may be necessary to configure additional DPDCHn using FTM (Factory Test Mode) or other chipset based test approaches with parameters similar to those used in 384 kbps and 768 kbps RMC.

4) . HSDPA / HSUPA / DC-HSDPA

According to KDB 941225 D01v03, RMC 12.2kbps setting is used to evaluate SAR. If the maximum output power and tune-up tolerance specified for production units in HSDPA / HSUPA / DC-HSDPA is $\leq \frac{1}{4}$ dB higher than RMC 12.2Kbps or when the highest reported SAR of the RMC12.2Kbps is scaled by the ratio of specified maximum output power and tune-up tolerance of HSDPA / HSUPA / DC-HSDPA to RMC12.2Kbps and the adjusted SAR is ≤ 1.2 W/kg, SAR measurement is not required for HSDPA / HSUPA / DC-HSDPA

a) HSDPA

HSDPA is configured according to the applicable UE category of a test device. The number of HS-DSCH/HS-PDSCHs, HARQ processes, minimum inter-TTI interval, transport block sizes and RV coding sequence are defined by the H-set. To maintain a consistent test configuration and stable transmission conditions, QPSK is used in the H-set for SAR testing. HS-DPCCH should be configured with a CQI feedback cycle of 4 ms and a CQI repetition factor of 2 to maintain a constant rate of active CQI slots. DPCCH and DPDCH gain factors(β_c , β_d), and HS-DPCCH power offset parameters (Δ_{ACK} , Δ_{NACK} , Δ_{CQI}) are set according to values indicated in the following table. The CQI value is determined by the UE category, transport block size, number of HS-PDSCHs and modulation used in the H-set.

Unless otherwise agreed in writing, this document is issued by the Company subject to its General Conditions of Service printed overleaf, available on request or accessible at <http://www.sgs.com/en/Terms-and-Conditions.aspx> and, for electronic format documents, subject to Terms and Conditions for Electronic Documents at <http://www.sgs.com/en/Terms-and-Conditions/Terms-e-Documents.aspx>. Attention is drawn to the limitation of liability, indemnification and jurisdiction issues defined therein. Any holder of this document is advised that information contained hereon reflects the Company's findings at the time of its intervention only and within the limits of Client's instructions, if any. The Company's sole responsibility is to its Client and this document does not exonerate parties to a transaction from exercising all their rights and obligations under the transaction documents. This document cannot be reproduced except in full, without prior written approval of the Company. Any unauthorized alteration, forgery or falsification of the content or appearance of this document is unlawful and offenders may be prosecuted to the fullest extent of the law. Unless otherwise stated the results shown in this test report refer only to the sample(s) tested and such sample(s) are retained for 30 days only.
Attention: To check the authenticity of testing /inspection report & certificate, please contact us at telephone: (86-755) 8307 1443, or email: CN.Doccheck@sgs.com

No.10, Weiye Road, Innovation Park, Kunshan, Jiangsu, China 215300 t(86-512)57355888 f(86-512)57370818 www.sgsgroup.com.cn
 中国·江苏·昆山市留学生创业园伟业路10号 邮编 215300 t(86-512)57355888 f(86-512)57370818 sgs.china@sgs.com



Sub-test	β_c	Bd	$\beta_d(SF)$	β_c/β_d	β_{hs}	CM(dB)	MPR (dB)
1	2/15	15/15	64	2/15	4/15	0.0	0
2	12/15(3)	15/15(3)	64	12/15(3)	24/15	1.0	0
3	15/15	8/15	64	15/8	30/15	1.5	0.5
4	15/15	4/15	64	15/4	30/15	1.5	0.5

Note1: ΔACK , $\Delta NACK$ and $\Delta CQI = 8$ Ahs = $\beta_{hs}/\beta_c = 30/15$ $\beta_{hs} = 30/15 * \beta_c$

Note2: For the HS-DPCCH power mask requirement test in clause 5.2C, 5.7A, and the Error Vector Magnitude (EVM) with HS-DPCCH test in clause 5.13.1.A, and HSDPA EVM with phase discontinuity in clause 5.13.1AA, ΔACK and $\Delta NACK = 8$ (Ahs = 30/15) with $\beta_{hs} = 30/15 * \beta_c$, and $\Delta CQI = 7$ (Ahs = 24/15) with $\beta_{hs} = 24/15 * \beta_c$.

Note3: CM = 1 for $\beta_c/\beta_d = 12/15$, $\beta_{hs}/\beta_c = 24/15$. For all other combinations of DPDCH, DPCCH and HS-DPCCH the MPR is based on the relative CM difference. This is applicable for only UEs that support HSDPA in release 6 and later releases.

The measurements were performed with a Fixed Reference Channel (FRC) and H-Set 1 QPSK.

Parameter	Value
Nominal average inf. bit rate	534 kbit/s
Inter-TTI Distance	3 TTI"s
Number of HARQ Processes	2 Processes
Information Bit Payload	3202 Bits
MAC-d PDU size	336 Bits
Number Code Blocks	1 Block
Binary Channel Bits Per TTI	4800 Bits
Total Available SMLs in UE	19200 SMLs
Number of SMLs per HARQ Process	9600 SMLs
Coding Rate	0.67
Number of Physical Channel Codes	5

Unless otherwise agreed in writing, this document is issued by the Company subject to its General Conditions of Service printed overleaf, available on request or accessible at <http://www.sgs.com/en/Terms-and-Conditions.aspx> and, for electronic format documents, subject to Terms and Conditions for Electronic Documents at <http://www.sgs.com/en/Terms-and-Conditions/Terms-e-Documents.aspx>. Attention is drawn to the limitation of liability, indemnification and jurisdiction issues defined therein. Any holder of this document is advised that information contained hereon reflects the Company's findings at the time of its intervention only and within the limits of Client's instructions, if any. The Company's sole responsibility is to its Client and this document does not exonerate parties to a transaction from exercising all their rights and obligations under the transaction documents. This document cannot be reproduced except in full, without prior written approval of the Company. Any unauthorized alteration, forgery or falsification of the content or appearance of this document is unlawful and offenders may be prosecuted to the fullest extent of the law. Unless otherwise stated the results shown in this test report refer only to the sample(s) tested and such sample(s) are retained for 30 days only.

Attention: To check the authenticity of testing / inspection report & certificate, please contact us at telephone: (86-755) 8307 1443, or email: CN.Doccheck@sgs.com

No.10, Weiye Road, Innovation Park, Kunshan, Jiangsu, China 215300

t(86-512)57355888 f(86-512)57370818 www.sgsgroup.com.cn

中国·江苏·昆山市留学院创业园伟业路10号 邮编 215300

t(86-512)57355888 f(86-512)57370818 sgs.china@sgs.com



HS-DSCH Category	Maximum HS-DSCH Codes Received	Minimum Inter-TTI Interval	Maximum H S-DSCH Transport Block Bits/HS-DSCH TTI	Total Soft Channel Bits
1	5	3	7298	19200
2	5	3	7298	28800
3	5	2	7298	28800
4	5	2	7298	38400
5	5	1	7298	57600
6	5	1	7298	67200
7	10	1	14411	115200
8	10	1	14411	134400
9	15	1	25251	172800
10	15	1	27952	172800
11	5	2	3630	14400
12	5	1	3630	28800
13	15	1	34800	259200
14	15	1	42196	259200
15	15	1	23370	345600
16	15	1	27952	345600

b) HSUPA

Due to inner loop power control requirements in HSUPA, a commercial communication test set should be used for the output power and SAR tests. The 12.2 kbps RMC, FRC H-set 1 and E-DCH configurations for HSUPA should be configured according to the values indicated below as well as other applicable procedures described in the „WCDMA Handset“ and „Release 5 HSUPA Data Device“ sections of 3G device.

Unless otherwise agreed in writing, this document is issued by the Company subject to its General Conditions of Service printed overleaf, available on request or accessible at <http://www.sgs.com/en/Terms-and-Conditions.aspx> and, for electronic format documents, subject to Terms and Conditions for Electronic Documents at <http://www.sgs.com/en/Terms-and-Conditions/Terms-e-Documents.aspx>. Attention is drawn to the limitation of liability, indemnification and jurisdiction issues defined therein. Any holder of this document is advised that information contained hereon reflects the Company's findings at the time of its intervention only and within the limits of Client's instructions, if any. The Company's sole responsibility is to its Client and this document does not exonerate parties to a transaction from exercising all their rights and obligations under the transaction documents. This document cannot be reproduced except in full, without prior written approval of the Company. Any unauthorized alteration, forgery or falsification of the content or appearance of this document is unlawful and offenders may be prosecuted to the fullest extent of the law. Unless otherwise stated the results shown in this test report refer only to the sample(s) tested and such sample(s) are retained for 30 days only.

Attention: To check the authenticity of testing /inspection report & certificate, please contact us at telephone: (86-755) 8307 1443, or email: CN.Doccheck@sgs.com

No.10, Weiye Road, Innovation Park, Kunshan, Jiangsu, China 215300
 中国·江苏·昆山市留学院创业园伟业路10号 邮编 215300

t(86-512)57355888 f(86-512)57370818 www.sgs.com.cn
 t(86-512)57355888 f(86-512)57370818 sgs.china@sgs.com



Sub-test ^⓪	$\beta_{c\uparrow}$	$\beta_{d\uparrow}$	β_d (SF) ^⓪	$\beta_c/\beta_{d\uparrow}$	β_{hs} (^⓪)	β_{ec}	β_{ed}	β_c (SF) ^⓪	β_{ed} (code) ^⓪	CM(^⓪) (dB) ^⓪	MP R _x (dB) ^⓪	AG(^⓪) Inde x ^⓪	E-TFC I ^⓪
1 ^⓪	11/15 ^{(3)⓪}	15/15 ^{(3)⓪}	64 ^⓪	11/15 ^{(3)⓪}	22/15 ^⓪	209/225 ^⓪	1039/225 ^⓪	4 ^⓪	1 ^⓪	1.0 ^⓪	0.0 ^⓪	20 ^⓪	75 ^⓪
2 ^⓪	6/15 ^⓪	15/15 ^⓪	64 ^⓪	6/15 ^⓪	12/15 ^⓪	12/15 ^⓪	94/75 ^⓪	4 ^⓪	1 ^⓪	3.0 ^⓪	2.0 ^⓪	12 ^⓪	67 ^⓪
3 ^⓪	15/15 ^⓪	9/15 ^⓪	64 ^⓪	15/9 ^⓪	30/15 ^⓪	30/15 ^⓪	$\beta_{ed1}:47/15$ $\beta_{ed2}:47/15$	4 ^⓪	2 ^⓪	2.0 ^⓪	1.0 ^⓪	15 ^⓪	92 ^⓪
4 ^⓪	2/15 ^⓪	15/15 ^⓪	64 ^⓪	2/15 ^⓪	4/15 ^⓪	2/15 ^⓪	56/75 ^⓪	4 ^⓪	1 ^⓪	3.0 ^⓪	2.0 ^⓪	17 ^⓪	71 ^⓪
5 ^⓪	15/15 ^{(4)⓪}	15/15 ^{(4)⓪}	64 ^⓪	15/15 ^{(4)⓪}	30/15 ^⓪	24/15 ^⓪	134/15 ^⓪	4 ^⓪	1 ^⓪	1.0 ^⓪	0.0 ^⓪	21 ^⓪	81 ^⓪

Note 1: ΔACK , $\Delta NACK$ and $\Delta CQI=8$ $A_{hs} = \beta_{hs}/\beta_c = 30/15$ $\beta_{hs} = 30/15 * \beta_{ec}$
 Note 2: CM = 1 for $\beta_c/\beta_d = 12/15$, $\beta_{hs}/\beta_c = 24/15$. For all other combinations of DPDCH, DPCCCH, HS-DPCCH, E-DPDCH and E-DPCCH the MPR is based on the relative CM difference^⓪
 Note 3 : For subtest 1 the β_c/β_d ratio of 11/15 for the TFC during the measurement period (TF1, TF0) is achieved by setting the signalled gain factors for the reference TFC (TF1, TF1) to $\beta_c = 10/15$ and $\beta_d = 15/15$ ^⓪
 Note 4 : For subtest 5 the β_c/β_d ratio of 15/15 for the TFC during the measurement period (TF1, TF0) is achieved by setting the signalled gain factors for the reference TFC (TF1, TF1) to $\beta_c = 14/15$ and $\beta_d = 15/15$ ^⓪
 Note 5 : Testing UE using E-DPDCH Physical Layer category 1 Sub-test 3 is not required according to TS 25.306 Table 5.1g^⓪
 Note 6: β_{ed} can not be set directly; it is set by Absolute Grant Value.^⓪

UE E-DCH Category	Maximum E-DCH Codes Transmitted	Number of HARQ Processes	E-DCH TTI(ms)	Minimum Spreading Factor	Maximum E-DCH Transport Block Bits	Max Rate (Mbps)
1	1	4	10	4	7110	0.7296
2	2	8	2	4	2798	1.4592
	2	4	10	4	14484	
3	2	4	10	4	14484	1.4592
4	2	8	2	2	5772	2.9185
	2	4	10	2	20000	2.00
5	2	4	10	2	20000	2.00
	4	8	10	2SF2&2SF	11484	5.76
6 (No DPDCH)	4	4	2	4	20000	2.00
	4	8	2	2SF2&2SF	22996	?
7 (No DPDCH)	4	4	10	4	20000	?
	4	8	2	2SF2&2SF	22996	?

NOTE: When 4 codes are transmitted in parallel, two codes shall be transmitted with SF2 and two with SF4. UE categories 1 to 6 support QPSK only. UE category 7 supports QPSK and 16QAM. (TS25.306-7.3.0).



Unless otherwise agreed in writing, this document is issued by the Company subject to its General Conditions of Service printed overleaf, available on request or accessible at <http://www.sgs.com/en/Terms-and-Conditions.aspx> and, for electronic format documents, subject to Terms and Conditions for Electronic Documents at <http://www.sgs.com/en/Terms-and-Conditions/Terms-e-Documents.aspx>. Attention is drawn to the limitation of liability, indemnification and jurisdiction issues defined therein. Any holder of this document is advised that information contained hereon reflects the Company's findings at the time of its intervention only and within the limits of Client's instructions, if any. The Company's sole responsibility is to its Client and this document does not exonerate parties to a transaction from exercising all their rights and obligations under the transaction documents. This document cannot be reproduced except in full, without prior written approval of the Company. Any unauthorized alteration, forgery or falsification of the content or appearance of this document is unlawful and offenders may be prosecuted to the fullest extent of the law. Unless otherwise stated the results shown in this test report refer only to the sample(s) tested and such sample(s) are retained for 30 days only.
 Attention: To check the authenticity of testing / inspection report & certificate, please contact us at telephone: (86-755) 8307 1443, or email: CN.Doccheck@sgs.com
 No.10, Weiye Road, Innovation Park, Kunshan, Jiangsu, China 215300 t(86-512)57355888 f(86-512)57370818 www.sgsgroup.com.cn
 中国·江苏·昆山市留学院创业园伟业路10号 邮编 215300 t(86-512)57355888 f(86-512)57370818 sgs.china@sgs.com

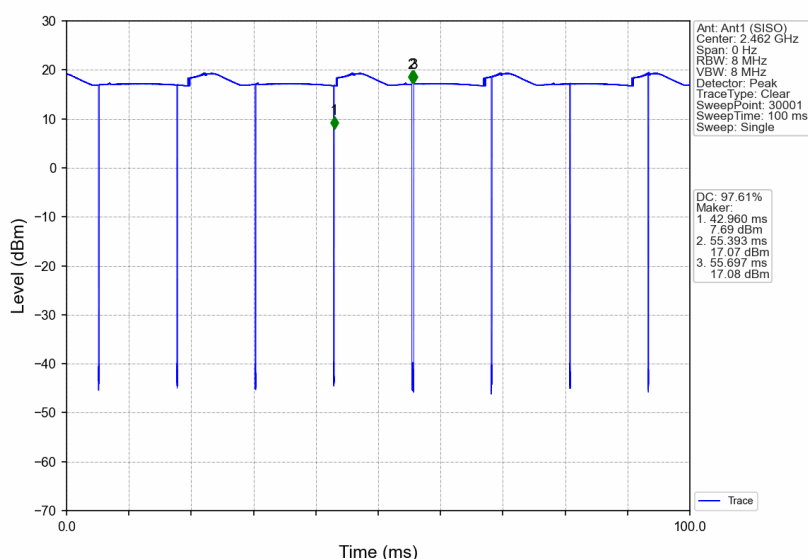
7.2.3 Wi-Fi Test Configuration

A Wi-Fi device must be configured to transmit continuously at the required data rate, channel bandwidth and signal modulation, using the highest transmission duty factor supported by the test mode tools for SAR measurement.

7.2.3.1 Duty cycle

1) 2.4GHz Wi-Fi 802.11b:

Wi-Fi 802.11b 1M: Duty cycle= 97.61%



7.2.3.2 Initial Test Position SAR Test Reduction Procedure

DSSS and OFDM configurations are considered separately according to the required SAR procedures. SAR is measured in the initial test position using the 802.11 transmission mode configuration required by the DSSS procedure or initial test configuration and subsequent test configuration(s) according to the OFDM procedures. The initial test position procedure is described in the following:

- 1) .When the reported SAR of the initial test position is ≤ 0.4 W/kg, further SAR measurement is not required for the other (remaining) test positions in that exposure configuration and 802.11 transmission mode combinations within the frequency band or aggregated band. SAR is also not required for that exposure configuration in the subsequent test configuration(s).
- 2) .When the reported SAR of the initial test position is > 0.4 W/kg, SAR is repeated for the 802.11 transmission mode configuration tested in the initial test position using subsequent highest extrapolated or estimated 1-g SAR conditions determined by area scans or next closest/smallest test separation distance and maximum RF coupling test positions based

Unless otherwise agreed in writing, this document is issued by the Company subject to its General Conditions of Service printed overleaf, available on request or accessible at <http://www.sgs.com/en/Terms-and-Conditions.aspx> and, for electronic format documents, subject to Terms and Conditions for Electronic Documents at <http://www.sgs.com/en/Terms-and-Conditions/Terms-e-Document.aspx>. Attention is drawn to the limitation of liability, indemnification and jurisdiction issues defined therein. Any holder of this document is advised that information contained hereon reflects the Company's findings at the time of its intervention only and within the limits of Client's instructions, if any. The Company's sole responsibility is to its Client and this document does not exonerate parties to a transaction from exercising all their rights and obligations under the transaction documents. This document cannot be reproduced except in full, without prior written approval of the Company. Any unauthorized alteration, forgery or falsification of the content or appearance of this document is unlawful and offenders may be prosecuted to the fullest extent of the law. Unless otherwise stated the results shown in this test report refer only to the sample(s) tested and such sample(s) are retained for 30 days only.

Attention: To check the authenticity of testing /inspection report & certificate, please contact us at telephone: (86-755) 8307 1443, or email: CN.Doccheck@sgs.com

No.10, Weiye Road, Innovation Park, Kunshan, Jiangsu, China 215300

中国·江苏·昆山市留学生创业园伟业路10号 邮编 215300

t(86-512)57355888 f(86-512)57370818 www.sgsgroup.com.cn

t(86-512)57355888 f(86-512)57370818 sgs.china@sgs.com



on manufacturer justification, on the highest maximum output power channel, until the reported SAR is ≤ 0.8 W/kg or all required test positions (left, right, touch, tilt or subsequent surfaces and edges) are tested.

- 3) . For all positions/configurations tested using the initial test position and subsequent test positions, when the reported SAR is > 0.8 W/kg, SAR is measured for these test positions/configurations on the subsequent next highest measured output power channel(s) until the reported SAR is ≤ 1.2 W/kg or all required channels are tested. a) Additional power measurements may be required for this step, which should be limited to those necessary for identifying the subsequent highest output power channels.

7.2.3.3 Initial Test Configuration Procedures

An initial test configuration is determined for OFDM transmission modes according to the channel bandwidth, modulation and data rate combination(s) with the highest maximum output power specified for production units in each standalone and aggregated frequency band. SAR is measured using the highest measured maximum output power channel. For configurations with the same specified or measured maximum output power, additional transmission mode and test channel selection procedures are required. SAR test reduction for subsequent highest output test channels is determined according to *reported* SAR of the initial test configuration.

For next to the ear, hotspot mode and UMC mini-tablet exposure configurations where multiple test positions are required, the initial test position procedure is applied to minimize the number of test positions required for SAR measurement using the initial test configuration transmission mode. For fixed exposure conditions that do not have multiple SAR test positions, SAR is measured in the transmission mode determined by the initial test configuration.

When the *reported* SAR of the initial test configuration is > 0.8 W/kg, SAR measurement is required for subsequent next highest measured output power channel(s) in the initial test configuration until *reported* SAR is ≤ 1.2 W/kg or all required channels are tested.

7.2.3.4 Subsequent Test Configuration Procedures

SAR measurement requirements for the remaining 802.11 transmission mode configurations that have not been tested in the initial test configuration are determined separately for each standalone and aggregated frequency band, in each exposure condition, according to the maximum output power specified for production units. The initial test position procedure is applied to next to the ear, UMPC mini-tablet and hotspot mode configurations. When the same maximum output power is specified for multiple transmission modes, additional power measurements may be required to determine if SAR measurements are required for subsequent highest output power channels in a subsequent test configuration. The subsequent test configuration and SAR measurement procedures are described in the following.

- 1) . When SAR test exclusion provisions of KDB Publication 447498 are applicable and SAR measurement is not required for the initial test configuration, SAR is also not required for the next highest maximum output power transmission mode subsequent test configuration(s) in that frequency band or aggregated band and exposure configuration.
- 2) . When the highest *reported* SAR for the initial test configuration (when applicable, include subsequent highest output channels), according to the initial test position or fixed exposure position requirements, is adjusted by the ratio of the subsequent test configuration to initial test configuration specified maximum output power and the adjusted SAR is ≤ 1.2 W/kg, SAR is not required for that subsequent test configuration.
- 3) . The number of channels in the initial test configuration and subsequent test configuration can be different due to differences in channel bandwidth. When SAR measurement is required for a subsequent test configuration and the channel bandwidth is smaller than that in the initial test configuration, all channels in the subsequent test configuration that overlap with the larger bandwidth channel tested in the initial test

Unless otherwise agreed in writing, this document is issued by the Company subject to its General Conditions of Service printed overleaf, available on request or accessible at <http://www.sgs.com/en/Terms-and-Conditions.aspx> and, for electronic format documents, subject to Terms and Conditions for Electronic Documents at <http://www.sgs.com/en/Terms-and-Conditions/Terms-e-Documents.aspx>. Attention is drawn to the limitation of liability, indemnification and jurisdiction issues defined therein. Any holder of this document is advised that information contained hereon reflects the Company's findings at the time of its intervention only and within the limits of Client's instructions, if any. The Company's sole responsibility is to its Client and this document does not exonerate parties to a transaction from exercising all their rights and obligations under the transaction documents. This document cannot be reproduced except in full, without prior written approval of the Company. Any unauthorized alteration, forgery or falsification of the content or appearance of this document is unlawful and offenders may be prosecuted to the fullest extent of the law. Unless otherwise stated the results shown in this test report refer only to the sample(s) tested and such sample(s) are retained for 30 days only.
Attention: To check the authenticity of testing /inspection report & certificate, please contact us at telephone: (86-755) 8307 1443, or email: CN.Doccheck@sgs.com

No.10, Weiye Road, Innovation Park, Kunshan, Jiangsu, China 215300
 中国·江苏·昆山市留学生创业园伟业路10号 邮编 215300

t(86-512)57355888 f(86-512)57370818 www.sgsgroup.com.cn
 t(86-512)57355888 f(86-512)57370818 sgs.china@sgs.com



configuration should be used to determine the highest maximum output power channel. This step requires additional power measurement to identify the highest maximum output power channel in the subsequent test configuration to determine SAR test reduction.

- a) SAR should first be measured for the channel with highest measured output power in the subsequent test configuration.
 - b) SAR for subsequent highest measured maximum output power channels in the subsequent test configuration is required only when the *reported* SAR of the preceding higher maximum output power channel(s) in the subsequent test configuration is > 1.2 W/kg or until all required channels are tested. i) For channels with the same measured maximum output power, SAR should be measured using the channel closest to the center frequency of the larger channel bandwidth channel in the initial test configuration.
- 4) . SAR measurements for the remaining highest specified maximum output power OFDM transmission mode configurations that have not been tested in the initial test configuration (highest maximum output) or subsequent test configuration(s) (subsequent next highest maximum output power) is determined by recursively applying the subsequent test configuration procedures in this section to the remaining configurations according to the following:
- a) replace “subsequent test configuration” with “next subsequent test configuration” (i.e., subsequent next highest specified maximum output power configuration)
 - b) replace “initial test configuration” with “all tested higher output power configurations”

7.2.3.5 2.4 GHz Wi-Fi SAR Procedures

Separate SAR procedures are applied to DSSS and OFDM configurations in the 2.4 GHz band to simplify DSSS test requirements. For 802.11b DSSS SAR measurements, DSSS SAR procedure applies to fixed exposure test position and initial test position procedure applies to multiple exposure test positions. When SAR measurement is required for an OFDM configuration, the initial test configuration, subsequent test configuration and initial test position procedures are applied. The SAR test exclusion requirements for 802.11g/n OFDM configurations are described in following.

- **802.11b DSSS SAR Test Requirements**

SAR is measured for 2.4 GHz 802.11b DSSS using either a fixed test position or, when applicable, the initial test position procedure. SAR test reduction is determined according to the following:

- 1) . When the reported SAR of the highest measured maximum output power channel for the exposure configuration is ≤ 0.8 W/kg, no further SAR testing is required for 802.11b DSSS in that exposure configuration.
- 2) . When the reported SAR is > 0.8 W/kg, SAR is required for that exposure configuration using the next highest measured output power channel. When any reported SAR is > 1.2 W/kg, SAR is required for the third channel; i.e., all channels require testing.

- **2.4 GHz 802.11g/n OFDM SAR Test Exclusion Requirements**

When SAR measurement is required for 2.4 GHz 802.11g/n OFDM configurations, the measurement and test reduction procedures for OFDM are applied (section 5.3, including sub-sections). SAR is not required for the following 2.4 GHz OFDM conditions.

- 1) . When KDB Publication 447498 SAR test exclusion applies to the OFDM configuration.
- 2) . When the highest reported SAR for DSSS is adjusted by the ratio of OFDM to DSSS specified maximum output power and the adjusted SAR is ≤ 1.2 W/kg.

7.2.3.6 5 GHz Wi-Fi SAR Procedures

- **U-NII-1 and U-NII-2A Bands**

For devices that operate in only one of the U-NII-1 and U-NII-2A bands, the normally required SAR procedures for

Unless otherwise agreed in writing, this document is issued by the Company subject to its General Conditions of Service printed overleaf, available on request or accessible at <http://www.sgs.com/en/Terms-and-Conditions.aspx> and, for electronic format documents, subject to Terms and Conditions for Electronic Documents at <http://www.sgs.com/en/Terms-and-Conditions/Terms-e-Documents.aspx>. Attention is drawn to the limitation of liability, indemnification and jurisdiction issues defined therein. Any holder of this document is advised that information contained hereon reflects the Company's findings at the time of its intervention only and within the limits of Client's instructions, if any. The Company's sole responsibility is to its Client and this document does not exonerate parties to a transaction from exercising all their rights and obligations under the transaction documents. This document cannot be reproduced except in full, without prior written approval of the Company. Any unauthorized alteration, forgery or falsification of the content or appearance of this document is unlawful and offenders may be prosecuted to the fullest extent of the law. Unless otherwise stated the results shown in this test report refer only to the sample(s) tested and such sample(s) are retained for 30 days only.
Attention: To check the authenticity of testing /inspection report & certificate, please contact us at telephone: (86-755) 8307 1443, or email: CN.Doccheck@sgs.com

No.10, Weiye Road, Innovation Park, Kunshan, Jiangsu, China 215300
 中国·江苏·昆山市留学院创业园伟业路10号 邮编 215300

t(86-512)57355888 f(86-512)57370818 www.sgsgroup.com.cn
 t(86-512)57355888 f(86-512)57370818 sgs.china@sgs.com



OFDM configurations are applied. For devices that operate in both U-NII bands using the same transmitter and antenna(s), SAR test reduction is determined according to the following:

- 1) When the same maximum output power is specified for both bands, begin SAR measurement in U-NII-2A band by applying the OFDM SAR requirements. If the highest reported SAR for a test configuration is ≤ 1.2 W/kg, SAR is not required for U-NII-1 band for that configuration (802.11 mode and exposure condition); otherwise, both bands are tested independently for SAR.
- 2) When different maximum output power is specified for the bands, begin SAR measurement in the band with higher specified maximum output power. The highest reported SAR for the tested configuration is adjusted by the ratio of lower to higher specified maximum output power for the two bands. When the adjusted SAR is ≤ 1.2 W/kg, SAR is not required for the band with lower maximum output power in that test configuration; otherwise, both bands are tested independently for SAR.
- 3) The two U-NII bands may be aggregated to support a 160 MHz channel on channel number 50. Without additional testing, the maximum output power for this is limited to the lower of the maximum output power certified for the two bands. When SAR measurement is required for at least one of the bands and the highest reported SAR adjusted by the ratio of specified maximum output power of aggregated to standalone band is > 1.2 W/kg, SAR is required for the 160 MHz channel. This procedure does not apply to an aggregated band with maximum output higher than the standalone band(s); the aggregated band must be tested independently for SAR. SAR is not required when the 160 MHz channel is operating at a reduced maximum power and also qualifies for SAR test exclusion.

• U-NII-2C and U-NII-3 Bands

The frequency range covered by these bands is 380 MHz (5.47 – 5.85 GHz), which requires a minimum of at least two SAR probe calibration frequency points to support SAR measurements. when Terminal Doppler Weather Radar (TDWR) restriction applies, all channels that operate at 5.60 – 5.65 GHz must be included to apply the SAR test reduction and measurement procedures.

When the same transmitter and antenna(s) are used for U-NII-2C band and U-NII-3 band or 5.8 GHz band of §15.247, the bands may be aggregated to enable additional channels with 20, 40 or 80 MHz bandwidth to span across the band gap, as illustrated in Appendix B. The maximum output power for the additional band gap channels is limited to the lower of those certified for the bands. Unless band gap channels are permanently disabled, they must be considered for SAR testing. The frequency range covered by these bands is 380 MHz (5.47 – 5.85 GHz), which requires a minimum of at least two SAR probe calibration frequency points to support SAR measurements. To maintain SAR measurement accuracy and to facilitate test reduction, the channels in U-NII-2C band above 5.65 GHz may be grouped with the 5.8 GHz channels in U-NII-3 or §15.247 band to enable two SAR probe calibration frequency points to cover the bands, including the band gap channels. When band gap channels are supported and the bands are not aggregated for SAR testing, band gap channels must be considered independently in each band according to the normally required OFDM SAR measurement and probe calibration frequency points requirements.

• OFDM Transmission Mode SAR Test Configuration and Channel Selection Requirements

The initial test configuration for 5 GHz OFDM transmission modes is determined by the 802.11 configuration with the highest maximum output power specified for production units, including tune-up tolerance, in each standalone and aggregated frequency band. SAR for the initial test configuration is measured using the highest maximum output power channel determined by the default power measurement procedures. When multiple configurations in a frequency band have the same specified maximum output power, the initial test configuration is determined according to the following steps applied sequentially.

- 1) The largest channel bandwidth configuration is selected among the multiple configurations with the same

Unless otherwise agreed in writing, this document is issued by the Company subject to its General Conditions of Service printed overleaf, available on request or accessible at <http://www.sgs.com/en/Terms-and-Conditions.aspx> and, for electronic format documents, subject to Terms and Conditions for Electronic Documents at <http://www.sgs.com/en/Terms-and-Conditions/Terms-e-Documents.aspx>. Attention is drawn to the limitation of liability, indemnification and jurisdiction issues defined therein. Any holder of this document is advised that information contained hereon reflects the Company's findings at the time of its intervention only and within the limits of Client's instructions, if any. The Company's sole responsibility is to its Client and this document does not exonerate parties to a transaction from exercising all their rights and obligations under the transaction documents. This document cannot be reproduced except in full, without prior written approval of the Company. Any unauthorized alteration, forgery or falsification of the content or appearance of this document is unlawful and offenders may be prosecuted to the fullest extent of the law. Unless otherwise stated the results shown in this test report refer only to the sample(s) tested and such sample(s) are retained for 30 days only.
Attention: To check the authenticity of testing /inspection report & certificate, please contact us at telephone: (86-755) 8307 1443, or email: CN.Doccheck@sgs.com

No.10, Weiye Road, Innovation Park, Kunshan, Jiangsu, China 215300
 中国·江苏·昆山市留学院创业园伟业路10号 邮编 215300

t(86-512)57355888 f(86-512)57370818 www.sgsgroup.com.cn
 t(86-512)57355888 f(86-512)57370818 sgs.china@sgs.com



specified maximum output power.

- 2) If multiple configurations have the same specified maximum output power and largest channel bandwidth, the lowest order modulation among the largest channel bandwidth configurations is selected.
- 3) If multiple configurations have the same specified maximum output power, largest channel bandwidth and lowest order modulation, the lowest data rate configuration among these configurations is selected.
- 4) When multiple transmission modes (802.11a/g/n/ac) have the same specified maximum output power, largest channel bandwidth, lowest order modulation and lowest data rate, the lowest order 802.11 mode is selected; i.e., 802.11a is chosen over 802.11n then 802.11ac or 802.11g is chosen over 802.11n. After an initial test configuration is determined, if multiple test channels have the same measured maximum output power, the channel chosen for SAR measurement is determined according to the following. These channel selection procedures apply to both the initial test configuration and subsequent test configuration(s), with respect to the default power measurement procedures or additional power measurements required for further SAR test reduction. The same procedures also apply to subsequent highest output power channel(s) selection.
 - a) The channel closest to mid-band frequency is selected for SAR measurement.
 - b) For channels with equal separation from mid-band frequency; for example, high and low channels or two mid-band channels, the higher frequency (number) channel is selected for SAR measurement.

• **SAR Test Requirements for OFDM configurations**

When SAR measurement is required for 802.11 a/n/ac OFDM configurations, each standalone and frequency aggregated band is considered separately for SAR test reduction. When the same transmitter and antenna(s) are used for U-NII-1 and U-NII-2A bands, additional SAR test reduction applies. When band gap channels between U-NII-2C band and 5.8 GHz U-NII-3 or §15.247 band are supported, the highest maximum output power transmission mode configuration and maximum output power channel across the bands must be used to determine SAR test reduction, according to the initial test configuration and subsequent test configuration requirements. In applying the initial test configuration and subsequent test configuration procedures, the 802.11 transmission configuration with the highest specified maximum output power and the channel within a test configuration with the highest measured maximum output power should be clearly distinguished to apply the procedures.

Unless otherwise agreed in writing, this document is issued by the Company subject to its General Conditions of Service printed overleaf, available on request or accessible at <http://www.sgs.com/en/Terms-and-Conditions.aspx> and, for electronic format documents, subject to Terms and Conditions for Electronic Documents at <http://www.sgs.com/en/Terms-and-Conditions/Terms-e-Documents.aspx>. Attention is drawn to the limitation of liability, indemnification and jurisdiction issues defined therein. Any holder of this document is advised that information contained hereon reflects the Company's findings at the time of its intervention only and within the limits of Client's instructions, if any. The Company's sole responsibility is to its Client and this document does not exonerate parties to a transaction from exercising all their rights and obligations under the transaction documents. This document cannot be reproduced except in full, without prior written approval of the Company. Any unauthorized alteration, forgery or falsification of the content or appearance of this document is unlawful and offenders may be prosecuted to the fullest extent of the law. Unless otherwise stated the results shown in this test report refer only to the sample(s) tested and such sample(s) are retained for 30 days only.
Attention: To check the authenticity of testing /inspection report & certificate, please contact us at telephone: (86-755) 8307 1443, or email: CN.Doccheck@sgs.com

No.10, Weiye Road, Innovation Park, Kunshan, Jiangsu, China 215300 t(86-512)57355888 f(86-512)57370818 www.sgs.com.cn
 中国·江苏·昆山市留学院创业园伟业路10号 邮编 215300 t(86-512)57355888 f(86-512)57370818 sgs.china@sgs.com



7.2.4 LTE Test Configuration

LTE modes were tested according to FCC KDB 941225 D05 publication. Please see notes after the tabulated SAR data for required test configurations. Establishing connections with base station simulators ensure a consistent means for testing SAR and are recommended for evaluating SAR [4]. The R&S CMW500 was used for LTE output power measurements and SAR testing. Max power control was used so the UE transmits with maximum output power during SAR testing. SAR must be measured with the maximum TTI (transmit time interval) supported by the device in each LTE configuration.

A) Spectrum Plots for RB Configurations

A properly configured base station simulator was used for SAR tests and power measurements. Therefore, spectrum plots for RB configurations were not required to be included in this report.

B) MPR

MPR is permanently implemented for this device by the manufacturer. The specific manufacturer target MPR is indicated alongside the SAR results. MPR is enabled for this device, according to 3GPP TS36.101 V13.5.0 (201609) Section 6.2.3 – 6.2.5 under Table 6.2.3-1.

Modulation	Channel bandwidth / Transmission bandwidth (N_{RB})						MPR (dB)
	1.4 MHz	3.0 MHz	5 MHz	10 MHz	15 MHz	20 MHz	
QPSK	> 5	> 4	> 8	> 12	> 16	> 18	≤ 1
16 QAM	≤ 5	≤ 4	≤ 8	≤ 12	≤ 16	≤ 18	≤ 1
16 QAM	> 5	> 4	> 8	> 12	> 16	> 18	≤ 2

C) A-MPR

A-MPR (Additional MPR) has been disabled for all SAR tests by setting NS=01 on the base station simulator.

D) Largest channel bandwidth standalone SAR test requirements

1) QPSK with 1 RB allocation

Start with the largest channel bandwidth and measure SAR for QPSK with 1 RB allocation, using the RB offset and required test channel combination with the highest maximum output power for RB offsets at the upper edge, middle and lower edge of each required test channel. When the reported SAR is ≤ 0.8 W/kg, testing of the remaining RB offset configurations and required test channels is not required for 1 RB allocation; otherwise, SAR is required for the remaining required test channels and only for the RB offset configuration with the highest output power for that channel. When the reported SAR of a required test channel is > 1.45 W/kg, SAR is required for all three RB offset configurations for that required test channel.

2) QPSK with 50% RB allocation

The procedures required for 1 RB allocation in 1) are applied to measure the SAR for QPSK with 50% RB allocation.

3) QPSK with 100% RB allocation

For QPSK with 100% RB allocation, SAR is not required when the highest maximum output power for 100 % RB allocation is less than the highest maximum output power in 50% and 1 RB allocations and the highest reported SAR for 1 RB and 50% RB allocation in 1) and 2) are ≤ 0.8 W/kg. Otherwise, SAR is measured for the highest output power channel and if the reported SAR is > 1.45 W/kg, the remaining required test channels must also be tested.

Unless otherwise agreed in writing, this document is issued by the Company subject to its General Conditions of Service printed overleaf, available on request or accessible at <http://www.sgs.com/en/Terms-and-Conditions.aspx> and, for electronic format documents, subject to Terms and Conditions for Electronic Documents at <http://www.sgs.com/en/Terms-and-Conditions/Terms-e-Documents.aspx>. Attention is drawn to the limitation of liability, indemnification and jurisdiction issues defined therein. Any holder of this document is advised that information contained hereon reflects the Company's findings at the time of its intervention only and within the limits of Client's instructions, if any. The Company's sole responsibility is to its Client and this document does not exonerate parties to a transaction from exercising all their rights and obligations under the transaction documents. This document cannot be reproduced except in full, without prior written approval of the Company. Any unauthorized alteration, forgery or falsification of the content or appearance of this document is unlawful and offenders may be prosecuted to the fullest extent of the law. Unless otherwise stated the results shown in this test report refer only to the sample(s) tested and such sample(s) are retained for 30 days only.

Attention: To check the authenticity of testing / inspection report & certificate, please contact us at telephone: (86-755) 8307 1443, or email: CN.Doccheck@sgs.com

No. 10, Weiye Road, Innovation Park, Kunshan, Jiangsu, China 215300 t(86-512)57355888 f(86-512)57370818 www.sgsgroup.com.cn
 中国·江苏·昆山市留学生创业园伟业路10号 邮编 215300 t(86-512)57355888 f(86-512)57370818 sgs.china@sgs.com



4) Higher order modulations

For each modulation besides QPSK; e.g., 16-QAM, 64-QAM, apply the QPSK procedures in above sections to determine the QAM configurations that may need SAR measurement. For each configuration identified as required for testing, SAR is required only when the highest maximum output power for the configuration in the higher order modulation is $> \frac{1}{2}$ dB higher than the same configuration in QPSK or when the reported SAR for the QPSK configuration is > 1.45 W/kg.

E) Other channel bandwidth standalone SAR test requirements

For the other channel bandwidths used by the device in a frequency band, apply all the procedures required for the largest channel bandwidth in section A) to determine the channels and RB configurations that need SAR testing and only measure SAR when the highest maximum output power of a configuration requiring testing in the smaller channel bandwidth is $> \frac{1}{2}$ dB higher than the equivalent channel configurations in the largest channel bandwidth configuration or the reported SAR of a configuration for the largest channel bandwidth is > 1.45 W/kg.

Unless otherwise agreed in writing, this document is issued by the Company subject to its General Conditions of Service printed overleaf, available on request or accessible at <http://www.sgs.com/en/Terms-and-Conditions.aspx> and, for electronic format documents, subject to Terms and Conditions for Electronic Documents at <http://www.sgs.com/en/Terms-and-Conditions/Terms-e-Documents.aspx>. Attention is drawn to the limitation of liability, indemnification and jurisdiction issues defined therein. Any holder of this document is advised that information contained hereon reflects the Company's findings at the time of its intervention only and within the limits of Client's instructions, if any. The Company's sole responsibility is to its Client and this document does not exonerate parties to a transaction from exercising all their rights and obligations under the transaction documents. This document cannot be reproduced except in full, without prior written approval of the Company. Any unauthorized alteration, forgery or falsification of the content or appearance of this document is unlawful and offenders may be prosecuted to the fullest extent of the law. Unless otherwise stated the results shown in this test report refer only to the sample(s) tested and such sample(s) are retained for 30 days only.
Attention: To check the authenticity of testing /inspection report & certificate, please contact us at telephone: (86-755) 8307 1443, or email: CN.Doccheck@sgs.com

No.10, Weiye Road, Innovation Park, Kunshan, Jiangsu, China 215300
中国·江苏·昆山市留学生创业园伟业路10号 邮编 215300

t(86-512)57355888 f(86-512)57370818 www.sgsgroup.com.cn
t(86-512)57355888 f(86-512)57370818 sgs.china@sgs.com

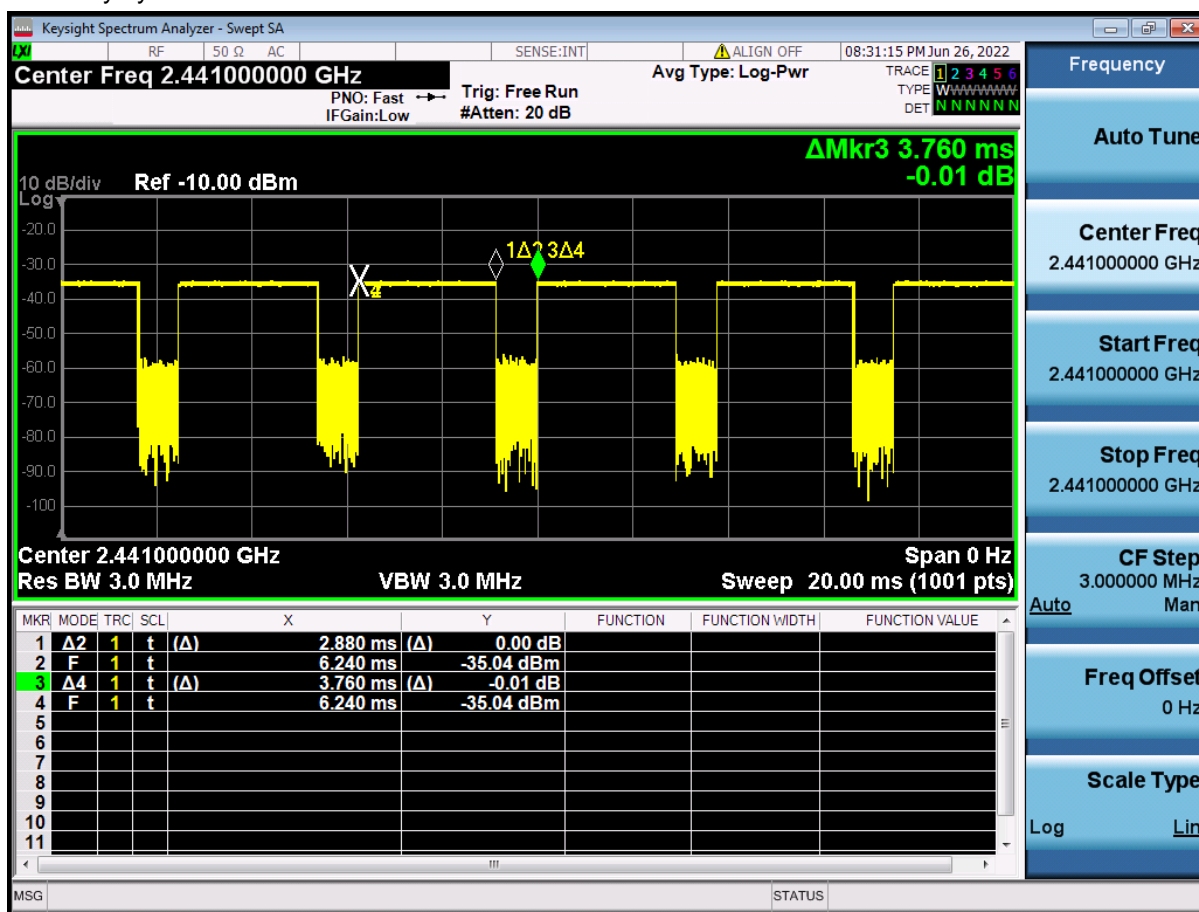


7.2.5 BluetoothTest Configuration

For the Bluetooth SAR tests, a communication link is set up with the test mode software for BT mode test. Bluetooth USES frequency hopping technology to divide the transmitted data into packets and transmit the packets respectively through 79 designated Bluetooth channels, 1MHz Bandwidth, frequency hops at 1600 hops/second per the Bluetooth standard. The Radio Frequency Channel Number (RFCN) is allocated to 0, 39 and 78 respectively in the case of 2402~2480 MHz during the test at each test frequency channel, the EUT is operated at the RF continuous emission mode.

7.2.5.1 Duty cycle

Bluetooth duty cycle: 76.6%



Unless otherwise agreed in writing, this document is issued by the Company subject to its General Conditions of Service printed overleaf, available on request or accessible at <http://www.sgs.com/en/Terms-and-Conditions.aspx> and, for electronic format documents, subject to Terms and Conditions for Electronic Documents at <http://www.sgs.com/en/Terms-and-Conditions/Terms-e-Documents.aspx>. Attention is drawn to the limitation of liability, indemnification and jurisdiction issues defined therein. Any holder of this document is advised that information contained hereon reflects the Company's findings at the time of its intervention only and within the limits of Client's instructions, if any. The Company's sole responsibility is to its Client and this document does not exonerate parties to a transaction from exercising all their rights and obligations under the transaction documents. This document cannot be reproduced except in full, without prior written approval of the Company. Any unauthorized alteration, forgery or falsification of the content or appearance of this document is unlawful and offenders may be prosecuted to the fullest extent of the law. Unless otherwise stated the results shown in this test report refer only to the sample(s) tested and such sample(s) are retained for 30 days only.

Attention: To check the authenticity of testing /inspection report & certificate, please contact us at telephone: (86-755) 8307 1443, or email: CN.Doccheck@sgs.com
 No.10, Weiye Road, Innovation Park, Kunshan, Jiangsu, China 215300 t(86-512)57355888 f(86-512)57370818 www.sgsgroup.com.cn
 中国·江苏·昆山市留学生创业园伟业路10号 邮编 215300 t(86-512)57355888 f(86-512)57370818 sgs.china@sgs.com

8 Test Result

8.1 Measurement of RF Conducted Power

8.1.1 Conducted Power Of GSM

GSM 850										
Burst Output Power(dBm)					Tune up	Division Factors	Frame-Average Output Power(dBm)			Tune up
Channel	128	190	251				128	190	251	
GPRS (GMSK)	1 TX Slot	33.03	32.94	33.07	34	-9.03	24	23.91	24.04	24.97
	2 TX Slots	32.07	32	32.16	33	-6.02	26.05	25.98	26.14	26.98
	3 TX Slots	30.83	30.75	30.93	31.5	-4.26	26.57	26.49	26.67	27.24
	4 TX Slots	28.36	28.4	28.52	29	-3.01	25.35	25.39	25.51	25.99
EGPRS(8PSK)	1 TX Slot	26.62	26.54	26.66	27	-9.03	17.59	17.51	17.63	17.97
	2 TX Slots	26.58	26.55	26.81	27	-6.02	20.56	20.53	20.79	20.98
	3 TX Slots	26.45	26.38	27.35	28	-4.26	22.19	22.12	23.09	23.74
	4 TX Slots	26.77	26.22	26.46	27	-3.01	23.76	23.21	23.45	23.99
GSM 1900										
Burst Output Power(dBm)					Tune up	Division Factors	Frame-Average Output Power(dBm)			Tune up
Channel	512	661	810				512	661	810	
GPRS (GMSK)	1 TX Slot	29.47	29.01	29.24	30	-9.03	20.44	19.98	20.21	20.97
	2 TX Slots	29.38	29	29.25	30	-6.02	23.36	22.98	23.23	23.98
	3 TX Slots	29.26	28.89	29.16	30	-4.26	25	24.63	24.9	25.74
	4 TX Slots	28.73	28.4	28.69	29	-3.01	25.72	25.39	25.68	25.99
EGPRS(8PSK)	1 TX Slot	25.53	26.22	25.29	26.5	-9.03	16.5	17.19	16.26	17.47
	2 TX Slots	25.31	24.97	25.22	26	-6.02	19.29	18.95	19.2	19.98
	3 TX Slots	25.16	24.96	25.2	26	-4.26	20.9	20.7	20.94	21.74
	4 TX Slots	25.22	24.94	25.21	26	-3.01	22.21	21.93	22.2	22.99

Sensor triggered

GSM 1900										
Burst Output Power(dBm)					Tune up	Division Factors	Frame-Average Output Power(dBm)			Tune up
Channel	512	661	810				512	661	810	
GPRS (GMSK)	1 TX Slot	22.45	22.17	21.79	23	-9.03	13.42	13.14	12.76	13.97
	2 TX Slots	21.32	21.14	20.77	21.5	-6.02	15.3	15.12	14.75	15.48
	3 TX Slots	19.02	18.78	18.66	19.5	-4.26	14.76	14.52	14.4	15.24
	4 TX Slots	17.93	17.78	17.46	18.5	-3.01	14.92	14.77	14.45	15.49
EGPRS(8PSK)	1 TX Slot	22.42	22.19	21.52	23	-9.03	13.39	13.16	12.49	13.97
	2 TX Slots	21.18	21.17	20.76	21.5	-6.02	15.16	15.15	14.74	15.48
	3 TX Slots	19.38	19.32	19.22	19.5	-4.26	15.12	15.06	14.96	15.24
	4 TX Slots	17.89	17.71	17.26	18.5	-3.01	14.88	14.7	14.25	15.49

Unless otherwise agreed in writing, this document is issued by the Company subject to its General Conditions of Service printed overleaf, available on request or accessible at <http://www.sgs.com/en/Terms-and-Conditions.aspx> and, for electronic format documents, subject to Terms and Conditions for Electronic Documents at <http://www.sgs.com/en/Terms-and-Conditions/Terms-e-Document.aspx>. Attention is drawn to the limitation of liability, indemnification and jurisdiction issues defined therein. Any holder of this document is advised that information contained hereon reflects the Company's findings at the time of its intervention only and within the limits of Client's instructions, if any. The Company's sole responsibility is to its Client and this document does not exonerate parties to a transaction from exercising all their rights and obligations under the transaction documents. This document cannot be reproduced except in full, without prior written approval of the Company. Any unauthorized alteration, forgery or falsification of the content or appearance of this document is unlawful and offenders may be prosecuted to the fullest extent of the law. Unless otherwise stated the results shown in this test report refer only to the sample(s) tested and such sample(s) are retained for 30 days only.

Attention: To check the authenticity of testing /inspection report & certificate, please contact us at telephone: (86-755) 8307 1443, or email: CN.Doccheck@sgs.com

No.10, Weiye Road, Innovation Park, Kunshan, Jiangsu, China 215300

中国·江苏·昆山市留学生创业园伟业路10号 邮编 215300

t(86-512)57355888 f(86-512)57370818 www.sgs.com.cn

t(86-512)57355888 f(86-512)57370818 sgs.china@sgs.com



8.1.2 Conducted Power Of WCDMA

WCDMA Band II					
Average Conducted Power(dBm)					
		9262	9400	9538	Tune up
WCDMA	12.2kbps RMC	22.1	24.15	24.43	25
HSDPA	Subtest 1	22.35	22.4	22.58	23
	Subtest 2	22.38	22.3	22.54	23
	Subtest 3	22.42	22.4	22.46	23
	Subtest 4	22.48	22.44	22.47	23
HSUPA	Subtest 1	20.92	20.94	21.12	22
	Subtest 2	20.6	20.85	20.63	21.5
	Subtest 3	20.59	21.02	20.73	21.5
	Subtest 4	21.15	20.81	21	21.5
	Subtest 5	20.62	20.93	21.18	21.5

WCDMA Band IV					
Average Conducted Power(dBm)					
		1312	1412	1513	Tune up
WCDMA	12.2kbps RMC	24.36	25.04	23.86	25.5
HSDPA	Subtest 1	22.56	23.13	22.31	24
	Subtest 2	22.57	23.11	22.26	24
	Subtest 3	22.55	23.19	22.28	24
	Subtest 4	22.38	23.27	22.33	24
HSUPA	Subtest 1	21.28	21.73	20.78	22.5
	Subtest 2	20.78	21.37	20.67	22
	Subtest 3	20.77	21.37	20.4	22
	Subtest 4	21.19	21.88	20.87	22.5
	Subtest 5	20.64	21.44	20.5	22

WCDMA Band V					
Average Conducted Power(dBm)					
		4132	4182	4233	Tune up
WCDMA	12.2kbps RMC	25.03	25.17	24.93	26
HSDPA	Subtest 1	23.23	23.33	23.38	24
	Subtest 2	23.2	23.43	23.3	24
	Subtest 3	23.22	23.33	23.19	24
	Subtest 4	23.19	23.37	23.23	24
HSUPA	Subtest 1	21.8	21.94	21.83	22.5

Unless otherwise agreed in writing, this document is issued by the Company subject to its General Conditions of Service printed overleaf, available on request or accessible at <http://www.sgs.com/en/Terms-and-Conditions.aspx> and, for electronic format documents, subject to Terms and Conditions for Electronic Documents at <http://www.sgs.com/en/Terms-and-Conditions/Terms-e-Document.aspx>. Attention is drawn to the limitation of liability, indemnification and jurisdiction issues defined therein. Any holder of this document is advised that information contained hereon reflects the Company's findings at the time of its intervention only and within the limits of Client's instructions, if any. The Company's sole responsibility is to its Client and this document does not exonerate parties to a transaction from exercising all their rights and obligations under the transaction documents. This document cannot be reproduced except in full, without prior written approval of the Company. Any unauthorized alteration, forgery or falsification of the content or appearance of this document is unlawful and offenders may be prosecuted to the fullest extent of the law. Unless otherwise stated the results shown in this test report refer only to the sample(s) tested and such sample(s) are retained for 30 days only.

Attention: To check the authenticity of testing /inspection report & certificate, please contact us at telephone: (86-755) 8307 1443, or email: CN.Doccheck@sgs.com

No.10, Weiye Road, Innovation Park, Kunshan, Jiangsu, China 215300
 中国·江苏·昆山市留学生创业园伟业路10号 邮编 215300

t(86-512)57355888 f(86-512)57370818 www.sgsgroup.com.cn
 t(86-512)57355888 f(86-512)57370818 sgs.china@sgs.com



Compliance Certification Services (Kunshan) Inc.
 EMC Laboratory

	Subtest 2	21.42	21.49	21.43	22
	Subtest 3	21.44	21.6	21.44	22
	Subtest 4	21.86	22.02	21.87	22.5
	Subtest 5	21.39	21.55	21.4	22

Sensor triggered

WCDMA Band II					
Average Conducted Power(dBm)					
Channel		9262	9400	9538	Tune up
WCDMA	12.2kbps RMC	12.65	12.49	13.07	13.5
HSDPA	Subtest 1	11	10.56	10.1	11.5
	Subtest 2	11.02	10.68	10.09	11.5
	Subtest 3	11.02	10.69	10	11.5
	Subtest 4	10.99	10.66	9.98	11.5
HSUPA	Subtest 1	9.28	8.52	8.16	10
	Subtest 2	8.83	8.73	7.98	9.5
	Subtest 3	9.08	8.73	7.98	9.5
	Subtest 4	9.04	8.25	7.92	9.5
	Subtest 5	8.81	8.73	7.97	9.5

WCDMA Band IV					
Average Conducted Power(dBm)					
Channel		1312	1412	1513	Tune up
WCDMA	12.2kbps RMC	16.43	16.69	16.07	17.5
HSDPA	Subtest 1	15.09	14.87	14.23	15.5
	Subtest 2	15.13	14.88	14.24	15.5
	Subtest 3	15.14	14.86	12.94	15.5
	Subtest 4	15.1	14.86	12.92	15.5
HSUPA	Subtest 1	13.37	12.54	10.81	14
	Subtest 2	12.77	12.7	10.34	13.5
	Subtest 3	13.03	12.89	10.62	13.5
	Subtest 4	13.21	12.37	10.58	13.5
	Subtest 5	12.71	12.88	10.34	13.5

WCDMA Band V					
Average Conducted Power(dBm)					
Channel		4132	4182	4233	Tune up
WCDMA	12.2kbps RMC	21.48	21.6	21.58	22.5
HSDPA	Subtest 1	19.7	19.7	19.8	20.5

Unless otherwise agreed in writing, this document is issued by the Company subject to its General Conditions of Service printed overleaf, available on request or accessible at <http://www.sgs.com/en/Terms-and-Conditions.aspx> and, for electronic format documents, subject to Terms and Conditions for Electronic Documents at <http://www.sgs.com/en/Terms-and-Conditions/Terms-e-Documents.aspx>. Attention is drawn to the limitation of liability, indemnification and jurisdiction issues defined therein. Any holder of this document is advised that information contained hereon reflects the Company's findings at the time of its intervention only and within the limits of Client's instructions, if any. The Company's sole responsibility is to its Client and this document does not exonerate parties to a transaction from exercising all their rights and obligations under the transaction documents. This document cannot be reproduced except in full, without prior written approval of the Company. Any unauthorized alteration, forgery or falsification of the content or appearance of this document is unlawful and offenders may be prosecuted to the fullest extent of the law. Unless otherwise stated the results shown in this test report refer only to the sample(s) tested and such sample(s) are retained for 30 days only.

Attention: To check the authenticity of testing / inspection report & certificate, please contact us at telephone: (86-755) 8307 1443, or email: CN.Doccheck@sgs.com

No.10, Weiye Road, Innovation Park, Kunshan, Jiangsu, China 215300

中国·江苏·昆山市留学生创业园伟业路10号 邮编 215300

t(86-512)57355888 f(86-512)57370818 www.sgsgroup.com.cn

t(86-512)57355888 f(86-512)57370818 sgs.china@sgs.com



	Subtest 2	19.68	19.77	19.74	20.5
	Subtest 3	19.58	19.8	19.8	20.5
	Subtest 4	19.61	19.77	19.87	20.5
HSUPA	Subtest 1	17.6	17.18	17.83	18.5
	Subtest 2	17.49	17.62	17.64	18
	Subtest 3	17.67	17.8	17.72	18.5
	Subtest 4	17.14	17.6	17.67	18
	Subtest 5	17.47	17.71	17.82	18.5



Unless otherwise agreed in writing, this document is issued by the Company subject to its General Conditions of Service printed overleaf, available on request or accessible at <http://www.sgs.com/en/Terms-and-Conditions.aspx> and, for electronic format documents, subject to Terms and Conditions for Electronic Documents at <http://www.sgs.com/en/Terms-and-Conditions/Terms-e-Documents.aspx>. Attention is drawn to the limitation of liability, indemnification and jurisdiction issues defined therein. Any holder of this document is advised that information contained hereon reflects the Company's findings at the time of its intervention only and within the limits of Client's instructions, if any. The Company's sole responsibility is to its Client and this document does not exonerate parties to a transaction from exercising all their rights and obligations under the transaction documents. This document cannot be reproduced except in full, without prior written approval of the Company. Any unauthorized alteration, forgery or falsification of the content or appearance of this document is unlawful and offenders may be prosecuted to the fullest extent of the law. Unless otherwise stated the results shown in this test report refer only to the sample(s) tested and such sample(s) are retained for 30 days only.

Attention: To check the authenticity of testing / inspection report & certificate, please contact us at telephone: (86-755) 8307 1443, or email: CN.Doccheck@sgs.com

No.10, Weiye Road, Innovation Park, Kunshan, Jiangsu, China 215300

t(86-512)57355888 f(86-512)57370818 www.sgsgroup.com.cn

中国·江苏·昆山市留学生创业园伟业路10号 邮编 215300

t(86-512)57355888 f(86-512)57370818 sgs.china@sgs.com

8.1.3 Conducted Power Of LTE

LTE Band 2				Conducted Power(dBm)				
Bandwidth	Modulation	RB size	RB offset	Channel	Channel	Channel	Tune up	
				18607	18900	19193		
1.4MHz	QPSK	1	0	23.22	23.17	23.17	24	
		1	2	23.05	23.29	22.99	24	
		1	5	23.06	23.24	23.07	24	
		3	0	23.04	23.07	23.29	24	
		3	2	23.09	23.11	23.25	24	
		3	3	22.99	23.04	23.23	24	
		6	0	22.1	22.16	22.3	23	
	16QAM	1	0	21.84	22.33	22.81	23.5	
		1	2	22.47	22.47	22.93	23.5	
		1	5	22.25	22.38	22.91	23.5	
		3	0	22.16	22.27	22.28	23	
		3	2	22.27	22.3	22.19	23	
		3	3	22.22	22.35	22.05	23	
		6	0	21	21.11	21.49	22	
	64QAM	1	0	21.12	21.5	21.01	22	
		1	2	20.99	21.6	21.46	22	
		1	5	21.38	21.51	20.98	22	
		3	0	21.61	21.35	21.61	22	
		3	2	21.1	21.16	21.46	22	
		3	3	21.47	21.22	21.73	22.5	
		6	0	20.38	20.05	20.43	21	
	Bandwidth	Modulation	RB size	RB offset	Channel	Channel	Channel	Tune up
					18615	18900	19185	
	3MHz	QPSK	1	0	23.39	23.17	23.18	24
1			7	23.38	23.02	23.27	24	
1			14	23.04	22.78	23.03	24	
8			0	22.16	22.12	22.25	23	
8			4	22.16	22.07	22.24	23	
8			7	22.14	22.12	22.24	23	
15			0	22.24	22.12	22.25	23	
16QAM		1	0	22.83	22.48	22.38	23	
		1	7	22.73	22.7	22.38	23.5	
		1	14	22.48	22.66	21.98	23	
		8	0	20.95	21.11	21.12	22	
		8	4	21.38	20.97	21.49	22	

Unless otherwise agreed in writing, this document is issued by the Company subject to its General Conditions of Service printed overleaf, available on request or accessible at <http://www.sgs.com/en/Terms-and-Conditions.aspx> and, for electronic format documents, subject to Terms and Conditions for Electronic Documents at <http://www.sgs.com/en/Terms-and-Conditions/Terms-e-Documents.aspx>. Attention is drawn to the limitation of liability, indemnification and jurisdiction issues defined therein. Any holder of this document is advised that information contained hereon reflects the Company's findings at the time of its intervention only and within the limits of Client's instructions, if any. The Company's sole responsibility is to its Client and this document does not exonerate parties to a transaction from exercising all their rights and obligations under the transaction documents. This document cannot be reproduced except in full, without prior written approval of the Company. Any unauthorized alteration, forgery or falsification of the content or appearance of this document is unlawful and offenders may be prosecuted to the fullest extent of the law. Unless otherwise stated the results shown in this test report refer only to the sample(s) tested and such sample(s) are retained for 30 days only.

Attention: To check the authenticity of testing / inspection report & certificate, please contact us at telephone: (86-755) 8307 1443, or email: CN.Doccheck@sgs.com

No.10, Weiye Road, Innovation Park, Kunshan, Jiangsu, China 215300

t(86-512)57355888 f(86-512)57370818 www.sgs.com.cn

中国·江苏·昆山市留学院创业园伟业路10号 邮编 215300

t(86-512)57355888 f(86-512)57370818 sgs.china@sgs.com



Bandwidth	Modulation	RB size	RB offset	Channel	Channel	Channel	Tune up		
				18625	18900	19175			
5MHz	64QAM	8	7	21.39	20.9	21.28	22		
		15	0	21.19	21.06	21.2	22		
		1	0	21.82	20.84	21.19	22.5		
		1	7	21.95	21.01	21.37	22.5		
		1	14	21.71	20.84	20.88	22.5		
		8	0	20.52	20.04	20.2	21		
		8	4	20.4	20.01	20.24	21		
		8	7	20.43	19.75	20.17	21		
	QPSK	16QAM	1	0	22.83	22.71	22.94	23.5	
			1	13	23.02	22.88	23.2	23.5	
			1	24	22.71	22.48	22.99	23.5	
			12	0	22.07	22.06	22.31	23.5	
			12	6	22.12	22.13	22.34	23	
			12	13	21.99	22.06	22.16	23	
			25	0	22.08	22.15	22.3	23	
		64QAM	16QAM	1	0	21.71	22.34	22.04	23
				1	13	21.78	22.56	22.41	23
				1	24	21.33	22.28	22.02	23
				12	0	21.12	21.06	21.37	22
				12	6	21.18	21.04	21.42	22
				12	13	21.02	21.06	21.09	22
				25	0	21.17	21.24	21.42	22
		QPSK	64QAM	1	0	21.06	21.41	20.86	22
				1	13	21.11	21.46	20.81	22
				1	24	20.96	21.07	20.56	22
				12	0	20.06	20.14	20.1	22
				12	6	20.09	20.19	20.32	21
				12	13	19.93	20.13	20.19	21
25				0	20.11	20.24	20.17	21	
Bandwidth		Modulation	RB size	RB offset	Channel	Channel	Channel	Tune up	
					18650	18900	19150		
10MHz		QPSK	1	0	23.11	22.96	23.22	24	
	1		25	23.15	23.3	23.51	24		
	1		49	22.91	22.72	23	24		
	25		0	22.03	22.06	22.25	23		
	25		13	22.03	22.08	22.36	23		

Unless otherwise agreed in writing, this document is issued by the Company subject to its General Conditions of Service printed overleaf, available on request or accessible at <http://www.sgs.com/en/Terms-and-Conditions.aspx> and, for electronic format documents, subject to Terms and Conditions for Electronic Documents at <http://www.sgs.com/en/Terms-and-Conditions/Terms-e-Documents.aspx>. Attention is drawn to the limitation of liability, indemnification and jurisdiction issues defined therein. Any holder of this document is advised that information contained hereon reflects the Company's findings at the time of its intervention only and within the limits of Client's instructions, if any. The Company's sole responsibility is to its Client and this document does not exonerate parties to a transaction from exercising all their rights and obligations under the transaction documents. This document cannot be reproduced except in full, without prior written approval of the Company. Any unauthorized alteration, forgery or falsification of the content or appearance of this document is unlawful and offenders may be prosecuted to the fullest extent of the law. Unless otherwise stated the results shown in this test report refer only to the sample(s) tested and such sample(s) are retained for 30 days only.

Attention: To check the authenticity of testing /inspection report & certificate, please contact us at telephone: (86-755) 8307 1443, or email: CN.Doccheck@sgs.com

No.10, Weiye Road, Innovation Park, Kunshan, Jiangsu, China 215300

中国·江苏·昆山市留学生创业园伟业路10号 邮编 215300

t(86-512)57355888 f(86-512)57370818 www.sgs.com.cn

t(86-512)57355888 f(86-512)57370818 sgs.china@sgs.com



Compliance Certification Services (Kunshan) Inc.
EMC Laboratory

	16QAM	25	25	21.96	22.03	22.26	23	
		50	0	21.97	22.01	22.22	23	
		1	0	22.57	22.67	22.39	23	
		1	25	23.17	22.75	23.13	23	
		1	49	22.28	22.58	21.76	23	
		25	0	21.17	21.19	21.43	22	
		25	13	21.16	21.32	21.54	22	
		25	25	21.11	21.01	21.44	22	
	64QAM	50	0	20.85	21.1	21.18	22	
		1	0	21.25	21.48	21.27	22	
		1	25	21.82	21.11	21.29	22	
		1	49	21.65	20.72	20.81	22	
		25	0	20.29	20.13	20.39	21	
		25	13	20.34	20.15	20.43	21	
		25	25	20.01	20.09	20.32	21	
		50	0	19.94	20.06	20.24	21	
Bandwidth	Modulation	RB size	RB offset	Channel	Channel	Channel	Tune up	
				18675	18900	19125		
15MHz	QPSK	1	0	23.13	22.9	22.88	24	
		1	38	23.16	23.01	23.22	24	
		1	74	22.82	22.69	22.84	23.5	
		36	0	21.98	21.96	22.28	23	
		36	18	22.01	22.03	22.32	23	
		36	39	22.02	21.91	22.22	23	
		75	0	21.97	22.09	22.26	23	
	16QAM	1	0	22.44	22.4	22.17	23	
		1	38	23.3	23.15	22.47	24	
		1	74	22.27	22.31	21.33	23	
		36	0	21.11	21.09	21.13	22	
		36	18	21.09	21.12	21.39	22	
		36	39	21.04	20.96	21.23	22	
		75	0	21	21.1	21.37	22	
	16QAM	1	0	21.16	20.81	21.53	22	
		1	38	21.88	20.95	21.77	22.5	
		1	74	21.4	20.63	21.2	22	
		36	0	20.19	20.23	20.37	21	
		36	18	20.21	20.29	20.44	21	
		36	39	20.14	20.09	20.18	21	
		75	0	20.03	20.14	20.15	21	
	Bandwidth	Modulation	RB size	RB offset	Channel	Channel	Channel	Tune up

Unless otherwise agreed in writing, this document is issued by the Company subject to its General Conditions of Service printed overleaf, available on request or accessible at <http://www.sgs.com/en/Terms-and-Conditions.aspx> and, for electronic format documents, subject to Terms and Conditions for Electronic Documents at <http://www.sgs.com/en/Terms-and-Conditions/Terms-e-Document.aspx>. Attention is drawn to the limitation of liability, indemnification and jurisdiction issues defined therein. Any holder of this document is advised that information contained hereon reflects the Company's findings at the time of its intervention only and within the limits of Client's instructions, if any. The Company's sole responsibility is to its Client and this document does not exonerate parties to a transaction from exercising all their rights and obligations under the transaction documents. This document cannot be reproduced except in full, without prior written approval of the Company. Any unauthorized alteration, forgery or falsification of the content or appearance of this document is unlawful and offenders may be prosecuted to the fullest extent of the law. Unless otherwise stated the results shown in this test report refer only to the sample(s) tested and such sample(s) are retained for 30 days only.

Attention: To check the authenticity of testing / inspection report & certificate, please contact us at telephone: (86-755) 8307 1443, or email: CN.Doccheck@sgs.com

No.10, Weiye Road, Innovation Park, Kunshan, Jiangsu, China 215300

t(86-512)57355888 f(86-512)57370818 www.sgsgroup.com.cn

中国·江苏·昆山市留学生创业园伟业路10号 邮编 215300

t(86-512)57355888 f(86-512)57370818 sgs.china@sgs.com



Compliance Certification Services (Kunshan) Inc.
EMC Laboratory

				18700	18900	19100		
20MHz	QPSK	1	0	22.71	22.93	22.94	23.5	
		1	50	23.19	23.32	23.36	24	
		1	99	22.57	22.98	22.92	23.5	
		50	0	21.92	21.98	22.2	22.5	
		50	25	22.08	22.1	22.32	23	
		50	50	22.04	22.05	22.23	23	
	16QAM	100	0	22.11	22.1	22.2	23	
		1	0	22.18	22.03	22.9	23.5	
		1	50	22.93	22.17	23.75	24.5	
		1	99	22.24	21.66	22.89	23.5	
		50	0	21.07	21.15	21.16	22	
		50	25	21.23	21.2	21.31	22	
	64QAM	50	50	21.12	21.05	21.3	22	
		100	0	21.01	21.07	21.28	22	
		1	0	21.07	21.33	21.32	22	
		1	50	21.75	21.73	21.93	22	
		1	99	21.13	21.48	21.35	22	
		50	0	20.09	20.06	20.25	21	
			50	25	20.24	20.15	20.39	21
			50	50	20.15	20	20.3	21
			100	0	20.14	20.13	20.21	21

LTE Band 4				Conducted Power(dBm)			
Bandwidth	Modulation	RB size	RB offset	Channel	Channel	Channel	Tune up
				19957	20175	20393	
1.4MHz	QPSK	1	0	23.21	23.96	22.9	24.5
		1	2	23.26	24.01	22.89	24.5
		1	5	23.32	23.95	22.99	24.5
		3	0	23.15	24.17	22.86	24.5
		3	2	23.19	24.16	22.98	24.5
		3	3	23.22	23.96	22.91	24.5
	16QAM	6	0	22.19	22.95	21.94	23.5
		1	0	22.71	22.81	21.53	23.5
		1	2	22.93	22.76	22.05	23.5
		1	5	22.92	22.98	22.1	23.5
		3	0	22.58	22.94	21.94	23.5
		3	2	22.56	23.02	22.07	23.5
		3	3	22.5	22.88	22.01	23.5
		6	0	21.28	21.76	20.85	22.5

Unless otherwise agreed in writing, this document is issued by the Company subject to its General Conditions of Service printed overleaf, available on request or accessible at <http://www.sgs.com/en/Terms-and-Conditions.aspx> and, for electronic format documents, subject to Terms and Conditions for Electronic Documents at <http://www.sgs.com/en/Terms-and-Conditions/Terms-e-Documents.aspx>. Attention is drawn to the limitation of liability, indemnification and jurisdiction issues defined therein. Any holder of this document is advised that information contained hereon reflects the Company's findings at the time of its intervention only and within the limits of Client's instructions, if any. The Company's sole responsibility is to its Client and this document does not exonerate parties to a transaction from exercising all their rights and obligations under the transaction documents. This document cannot be reproduced except in full, without prior written approval of the Company. Any unauthorized alteration, forgery or falsification of the content or appearance of this document is unlawful and offenders may be prosecuted to the fullest extent of the law. Unless otherwise stated the results shown in this test report refer only to the sample(s) tested and such sample(s) are retained for 30 days only.

Attention: To check the authenticity of testing /inspection report & certificate, please contact us at telephone: (86-755) 8307 1443, or email: CN.Doccheck@sgs.com

No.10, Weiye Road, Innovation Park, Kunshan, Jiangsu, China 215300

中国·江苏·昆山市留学院创业园伟业路10号 邮编 215300

t(86-512)57355888 f(86-512)57370818 www.sgs.com.cn

t(86-512)57355888 f(86-512)57370818 sgs.china@sgs.com



Bandwidth	Modulation	RB size	RB offset	Channel	Channel	Channel	Tune up
				19965	20175	20385	
3MHz	64QAM	1	0	21.35	21.88	21.15	22.5
		1	2	21.43	21.86	21.27	22.5
		1	5	21.41	21.78	21.28	22.5
		3	0	21.31	22.19	21.08	22.5
		3	2	21.39	22.17	20.93	22.5
		3	3	21.44	22.16	20.88	22.5
		6	0	20.24	21.17	19.79	22.5
3MHz	QPSK	1	0	21.15	23.91	22.81	24.5
		1	7	21.27	24.1	23.24	24.5
		1	14	21.28	23.86	22.92	24.5
		8	0	21.08	22.99	21.81	23.5
		8	4	20.93	22.99	21.83	23.5
		8	7	20.88	23.01	21.82	23.5
		15	0	19.79	23.02	21.84	23.5
	16QAM	1	0	22.88	23.58	21.93	24
		1	7	23	23.72	21.97	24.5
		1	14	22.78	23.26	21.66	24
		8	0	21.39	22.26	20.77	23
		8	4	21.44	21.84	20.77	22.5
		8	7	21.46	21.89	20.74	22.5
		15	0	21.29	21.75	20.97	22.5
	64QAM	1	0	21.86	21.73	20.69	22.5
		1	7	21.81	21.84	20.91	22.5
		1	14	22.05	21.49	20.77	22
		8	0	20.53	20.69	19.86	21
		8	4	20.28	20.7	19.71	21
		8	7	20.28	20.67	19.63	21
		15	0	20.33	21.13	19.86	21.5
5MHz	QPSK	1	0	23.2	23.75	22.74	24.5
		1	13	23.4	24.01	23.11	24.5
1		24	23.28	23.53	22.78	24	
12		0	22.26	22.98	21.94	23.5	
12		6	22.35	23.05	22.02	23.5	
12		13	22.36	22.91	21.99	23.5	
25		0	22.37	22.98	21.92	23.5	
16QAM	1	0	21.79	23.29	23.29	24	
	1	13	22.12	23.65	23.65	24	

Unless otherwise agreed in writing, this document is issued by the Company subject to its General Conditions of Service printed overleaf, available on request or accessible at <http://www.sgs.com/en/Terms-and-Conditions.aspx> and, for electronic format documents, subject to Terms and Conditions for Electronic Documents at <http://www.sgs.com/en/Terms-and-Conditions/Terms-e-Document.aspx>. Attention is drawn to the limitation of liability, indemnification and jurisdiction issues defined therein. Any holder of this document is advised that information contained hereon reflects the Company's findings at the time of its intervention only and within the limits of Client's instructions, if any. The Company's sole responsibility is to its Client and this document does not exonerate parties to a transaction from exercising all their rights and obligations under the transaction documents. This document cannot be reproduced except in full, without prior written approval of the Company. Any unauthorized alteration, forgery or falsification of the content or appearance of this document is unlawful and offenders may be prosecuted to the fullest extent of the law. Unless otherwise stated the results shown in this test report refer only to the sample(s) tested and such sample(s) are retained for 30 days only.

Attention: To check the authenticity of testing / inspection report & certificate, please contact us at telephone: (86-755) 8307 1443, or email: CN.Doccheck@sgs.com

No.10, Weiye Road, Innovation Park, Kunshan, Jiangsu, China 215300

中国·江苏·昆山市留学生创业园伟业路10号 邮编 215300

t(86-512)57355888 f(86-512)57370818 www.sgs.com.cn

t(86-512)57355888 f(86-512)57370818 sgs.china@sgs.com



Bandwidth	Modulation	RB size	RB offset	Channel	Channel	Channel	Tune up	
				20000	20175	20350		
10MHz	64QAM	1	24	21.77	23.17	23.17	23.5	
		12	0	21.23	22.05	22.05	23	
		12	6	21.24	22.02	22.02	23	
		12	13	21.29	21.82	21.82	22.5	
		25	0	21.59	21.93	21.93	22.5	
		1	0	21.13	22.23	20.56	22.5	
		1	13	21.37	22.23	21.33	22.5	
		1	24	21.36	21.79	20.46	22.5	
	QPSK	12	0	20.27	21.24	19.91	22	
		12	6	20.33	20.98	20.08	21.5	
		12	13	20.22	20.94	20.16	21.5	
		25	0	20.34	21.1	19.97	21.5	
		16QAM	1	0	23.34	24.11	23.31	24.5
			1	25	23.97	24.37	23.5	25
			1	49	23.34	23.61	23.04	24
			25	0	22.99	23.2	22.24	23.5
25	13		22.62	23.04	22.19	23.5		
25	25		22.75	22.87	21.99	23.5		
50	0		22.64	22.9	22.19	23.5		
64QAM	1		0	22.73	23.57	22.5	24	
	1	25	23.19	24.3	22.32	25		
	1	49	22.91	23.27	21.89	24		
	25	0	21.64	22.28	21.16	23		
	25	13	21.8	22.16	21.22	23		
	25	25	21.62	22.02	21.39	22.5		
	50	0	21.64	22.02	21.19	22.5		
	QPSK	1	0	21.01	21.9	21.19	22.5	
1		25	22.18	22.07	21.41	22.5		
1		49	21.51	21.44	20.73	22		
25		0	21.09	21.21	20.29	22		
25		13	20.55	21.11	20.34	22		
25		25	20.75	20.88	20.14	21.5		
50		0	20.73	21.09	20.22	21.5		
15MHz		QPSK	1	0	22.84	23.75	23.75	24.5
	1		38	24.03	24.37	24.37	24.5	
	1		74	23.42	23.57	23.57	24.5	
	36		0	22.6	23.22	23.22	24	

Unless otherwise agreed in writing, this document is issued by the Company subject to its General Conditions of Service printed overleaf, available on request or accessible at <http://www.sgs.com/en/Terms-and-Conditions.aspx> and, for electronic format documents, subject to Terms and Conditions for Electronic Documents at <http://www.sgs.com/en/Terms-and-Conditions/Terms-e-Documents.aspx>. Attention is drawn to the limitation of liability, indemnification and jurisdiction issues defined therein. Any holder of this document is advised that information contained hereon reflects the Company's findings at the time of its intervention only and within the limits of Client's instructions, if any. The Company's sole responsibility is to its Client and this document does not exonerate parties to a transaction from exercising all their rights and obligations under the transaction documents. This document cannot be reproduced except in full, without prior written approval of the Company. Any unauthorized alteration, forgery or falsification of the content or appearance of this document is unlawful and offenders may be prosecuted to the fullest extent of the law. Unless otherwise stated the results shown in this test report refer only to the sample(s) tested and such sample(s) are retained for 30 days only.

Attention: To check the authenticity of testing / inspection report & certificate, please contact us at telephone: (86-755) 8307 1443, or email: CN.Doccheck@sgs.com

No.10, Weiye Road, Innovation Park, Kunshan, Jiangsu, China 215300

t(86-512)57355888 f(86-512)57370818 www.sgs.com

中国·江苏·昆山市留学院创业园伟业路10号 邮编 215300

t(86-512)57355888 f(86-512)57370818 sgs.china@sgs.com



Compliance Certification Services (Kunshan) Inc.
EMC Laboratory

	16QAM	36	18	22.87	23.22	23.22	24
		36	39	23.01	22.75	22.75	23.5
		75	0	22.87	23.03	23.03	23.5
		1	0	22.24	22.82	23.13	23.5
		1	38	23.56	24.12	22.6	25
		1	74	22.98	23.27	21.8	24
		36	0	21.77	22.36	21.36	23
		36	18	21.87	22.23	21.49	23
		36	39	21.93	21.56	21.07	22
	64QAM	75	0	21.87	21.95	21.3	22.5
		1	0	20.82	21.74	22.18	22.5
		1	38	22.18	21.94	21.93	22.5
		1	74	21.57	21.11	21	22
		36	0	20.97	21.4	20.31	22
		36	18	20.94	21.24	20.51	22
		36	39	20.99	20.82	20.21	21.5
		75	0	20.93	21.07	20.26	21.5
		Bandwidth	Modulation	RB size	RB offset	Channel	Channel
20050	20175					20300	
20MHz	QPSK	1	0	22.65	23.22	24.04	24.5
		1	50	24.27	24.98	23.74	25.5
		1	99	23.87	23.5	22.86	24.5
		50	0	22.68	23.22	22.87	24
		50	25	23.15	23.03	22.56	24
		50	50	23.09	22.79	22.22	23.5
		100	0	23.04	23.07	22.55	23.5
	16QAM	1	0	21.71	22.36	23.8	24.5
		1	50	23.48	23.53	24	24.5
		1	99	23.31	22.48	22.86	24
		50	0	21.74	22.14	21.7	22.5
		50	25	22.11	22.1	21.59	22.5
		50	50	22.15	21.77	21.27	22.5
		100	0	21.84	21.87	21.47	22.5
	64QAM	1	0	20.57	21.4	21.4	22
		1	50	22.37	23.39	23.39	24
		1	99	22.17	22.08	22.08	22.5
		50	0	20.74	21.17	21.17	22.5
		50	25	21.14	21.02	21.02	22.5
		50	50	21.22	20.76	20.76	22
		100	0	20.87	20.97	20.97	21.5

Unless otherwise agreed in writing, this document is issued by the Company subject to its General Conditions of Service printed overleaf, available on request or accessible at <http://www.sgs.com/en/Terms-and-Conditions.aspx> and, for electronic format documents, subject to Terms and Conditions for Electronic Documents at <http://www.sgs.com/en/Terms-and-Conditions/Terms-e-Documents.aspx>. Attention is drawn to the limitation of liability, indemnification and jurisdiction issues defined therein. Any holder of this document is advised that information contained hereon reflects the Company's findings at the time of its intervention only and within the limits of Client's instructions, if any. The Company's sole responsibility is to its Client and this document does not exonerate parties to a transaction from exercising all their rights and obligations under the transaction documents. This document cannot be reproduced except in full, without prior written approval of the Company. Any unauthorized alteration, forgery or falsification of the content or appearance of this document is unlawful and offenders may be prosecuted to the fullest extent of the law. Unless otherwise stated the results shown in this test report refer only to the sample(s) tested and such sample(s) are retained for 30 days only.

Attention: To check the authenticity of testing /inspection report & certificate, please contact us at telephone: (86-755) 8307 1443, or email: CN.Doccheck@sgs.com

No.10, Weiye Road, Innovation Park, Kunshan, Jiangsu, China 215300

t(86-512)57355888 f(86-512)57370818 www.sgs.com

中国·江苏·昆山市留学院创业园伟业路10号 邮编 215300

t(86-512)57355888 f(86-512)57370818 sgs.china@sgs.com



Compliance Certification Services (Kunshan) Inc.
EMC Laboratory

LTE Band 5				Conducted Power(dBm)			
Bandwidth	Modulation	RB size	RB offset	Channel	Channel	Channel	Tune up
				20407	20525	20643	
1.4MHz	QPSK	1	0	23.99	24.04	23.81	24.5
		1	2	23.93	24.35	23.75	25
		1	5	23.97	24.08	23.56	25
		3	0	24.01	24.14	23.64	25
		3	2	23.97	24.16	23.64	25
		3	3	24	24.2	23.56	25
		6	0	22.96	23.23	23.58	24
	16QAM	1	0	23.81	23.81	22.69	24.5
		1	2	23.75	23.75	22.71	24.5
		1	5	23.56	23.56	22.6	24.5
		3	0	23.64	23.64	22.75	24.5
		3	2	23.64	23.64	22.73	24.5
		3	3	23.56	23.56	22.64	24.5
		6	0	23.58	23.58	22.56	24.5
	64QAM	1	0	22.1	22.1	21.55	22.5
		1	2	22.39	22.39	21.57	23
		1	5	22.47	22.47	21.46	23
		3	0	21.98	21.98	21.66	22.5
		3	2	21.99	21.99	21.67	22.5
		3	3	22.05	22.05	21.58	22.5
		6	0	20.96	20.96	21.72	22
Bandwidth	Modulation	RB size	RB offset	Channel	Channel	Channel	Tune up
3MHz	QPSK	1	0	24.02	23.88	23.84	24.5
		1	7	24.1	24.19	23.78	24.5
		1	14	23.86	23.91	23.24	24.5
		8	0	22.75	23.11	23.13	23.5
		8	4	22.78	23.06	22.98	23.5
		8	7	22.77	22.98	23.03	23.5
		15	0	22.83	23.05	22.92	23.5
	16QAM	1	0	23.19	23.25	22.77	23.5
		1	7	23.35	23.69	22.77	24
		1	14	23.21	23.29	22.27	24
		8	0	21.94	22.23	22.46	24
		8	4	21.96	21.91	22.04	22.5
		8	7	21.97	21.82	22.08	22.5
		15	0	21.76	21.91	22.06	22.5

Unless otherwise agreed in writing, this document is issued by the Company subject to its General Conditions of Service printed overleaf, available on request or accessible at <http://www.sgs.com/en/Terms-and-Conditions.aspx> and, for electronic format documents, subject to Terms and Conditions for Electronic Documents at <http://www.sgs.com/en/Terms-and-Conditions/Terms-e-Documents.aspx>. Attention is drawn to the limitation of liability, indemnification and jurisdiction issues defined therein. Any holder of this document is advised that information contained hereon reflects the Company's findings at the time of its intervention only and within the limits of Client's instructions, if any. The Company's sole responsibility is to its Client and this document does not exonerate parties to a transaction from exercising all their rights and obligations under the transaction documents. This document cannot be reproduced except in full, without prior written approval of the Company. Any unauthorized alteration, forgery or falsification of the content or appearance of this document is unlawful and offenders may be prosecuted to the fullest extent of the law. Unless otherwise stated the results shown in this test report refer only to the sample(s) tested and such sample(s) are retained for 30 days only.

Attention: To check the authenticity of testing / inspection report & certificate, please contact us at telephone: (86-755) 8307 1443, or email: CN.Doccheck@sgs.com

No.10, Weiye Road, Innovation Park, Kunshan, Jiangsu, China 215300

t(86-512)57355888 f(86-512)57370818 www.sgsgroup.com.cn

中国·江苏·昆山市留学生创业园伟业路10号 邮编 215300

t(86-512)57355888 f(86-512)57370818 sgs.china@sgs.com



Compliance Certification Services (Kunshan) Inc.
EMC Laboratory

Bandwidth	Modulation	RB size	RB offset	Channel	Channel	Channel	Tune up	
				20425	20525	20625		
5MHz	64QAM	1	0	22.26	21.68	21.51	23	
		1	7	22.61	21.99	21.65	23	
		1	14	22.21	21.74	21.14	2	
		8	0	21.11	20.61	21.08	21.5	
		8	4	21.03	20.89	20.88	21.5	
		8	7	21.09	20.91	20.87	21.5	
		15	0	20.77	21.15	20.76	21.5	
	QPSK	1	0	23.72	23.63	23.7	24.5	
		1	13	23.92	24.02	23.94	24.5	
		1	24	23.59	23.52	22.78	24	
		12	0	22.75	23.03	23.08	24	
		12	6	22.86	23.15	22.96	24	
		12	13	22.81	22.98	22.89	23.5	
		25	0	22.82	23.02	22.91	23.5	
		16QAM	1	0	22.37	22.63	22.7	23.5
			1	13	22.52	23.8	23	24.5
			1	24	22.12	23.16	21.9	24
			12	0	21.72	21.95	21.86	23
			12	6	21.85	21.96	21.94	22.5
			12	13	21.71	21.92	21.74	22.5
			25	0	21.96	22.05	21.99	22.5
		64QAM	1	0	21.6	21.99	21.42	22.5
			1	13	21.78	22.5	21.49	23
			1	24	21.6	21.83	20.98	22.5
			12	0	20.8	21.26	21.01	22
			12	6	20.85	21.18	21.07	22
			12	13	20.75	21.04	21	22
			25	0	20.8	21.03	20.9	22
Bandwidth	Modulation	RB size	RB offset	Channel	Channel	Channel	Tune up	
				20450	20525	20600		
10MHz	QPSK	1	0	23.92	23.66	23.94	25	
		1	25	24.01	24.49	24.34	25	
		1	49	23.78	23.74	22.69	25	
		25	0	22.87	22.93	23.51	24	
		25	13	22.82	23.07	23.04	24	
		25	25	22.81	22.94	22.85	24	
		50	0	22.9	22.94	22.96	24	
	16QAM	1	0	23.37	23.08	22.76	24	
		1	25	23.45	24.21	23.12	24.5	

Unless otherwise agreed in writing, this document is issued by the Company subject to its General Conditions of Service printed overleaf, available on request or accessible at <http://www.sgs.com/en/Terms-and-Conditions.aspx> and, for electronic format documents, subject to Terms and Conditions for Electronic Documents at <http://www.sgs.com/en/Terms-and-Conditions/Terms-e-Document.aspx>. Attention is drawn to the limitation of liability, indemnification and jurisdiction issues defined therein. Any holder of this document is advised that information contained hereon reflects the Company's findings at the time of its intervention only and within the limits of Client's instructions, if any. The Company's sole responsibility is to its Client and this document does not exonerate parties to a transaction from exercising all their rights and obligations under the transaction documents. This document cannot be reproduced except in full, without prior written approval of the Company. Any unauthorized alteration, forgery or falsification of the content or appearance of this document is unlawful and offenders may be prosecuted to the fullest extent of the law. Unless otherwise stated the results shown in this test report refer only to the sample(s) tested and such sample(s) are retained for 30 days only.

Attention: To check the authenticity of testing / inspection report & certificate, please contact us at telephone: (86-755) 8307 1443, or email: CN.Doccheck@sgs.com

No.10, Weiye Road, Innovation Park, Kunshan, Jiangsu, China 215300

中国·江苏·昆山市留学生创业园伟业路10号 邮编 215300

t(86-512)57355888 f(86-512)57370818 www.sgs.com.cn

t(86-512)57355888 f(86-512)57370818 sgs.china@sgs.com



Compliance Certification Services (Kunshan) Inc.
EMC Laboratory

		1	49	23.08	23.04	21.7	23.5
		25	0	21.94	22.08	22.14	23
		25	13	21.97	22.1	22.11	23
		25	25	21.87	21.97	21.96	23
		50	0	21.86	21.89	22.03	23
	64QAM	1	0	21.8	22.08	21.63	23
		1	25	22.41	22.04	22.2	23
		1	49	22.29	21.59	20.56	23
		25	0	21.15	20.96	21.29	22
		25	13	21.25	21.12	21.11	22
		25	25	20.89	20.97	20.88	22
		50	0	20.91	20.94	21.13	22

LTE Band 7				Conducted Power(dBm)				
Bandwidth	Modulation	RB size	RB offset	Channel	Channel	Channel	Tune up	
				20775	21100	21425		
5MHz	QPSK	1	0	22.78	22.32	22	23.5	
		1	13	23.06	22.6	22.2	23.5	
		1	24	22.79	22.16	21.99	23.5	
		12	0	22.08	21.63	21.22	23	
		12	6	22.13	21.74	21.26	23	
		12	13	22.02	21.58	21.16	23	
		25	0	22.03	21.62	21.29	23	
	16QAM	1	0	21.54	21.91	21.08	22.5	
		1	13	21.76	22.33	21.36	23	
		1	24	21.43	21.88	20.97	22.5	
		12	0	21.13	20.69	20.36	21.5	
		12	6	21.21	20.63	20.23	21.5	
		12	13	20.94	20.55	20.02	21.5	
		25	0	21.02	20.75	20.33	21.5	
	64QAM	1	0	20.75	20.78	19.96	21.5	
		1	13	20.89	21.07	19.91	21.5	
		1	24	20.78	20.66	19.77	21.5	
		12	0	20.08	20.15	19.5	21	
		12	6	19.89	19.96	19.57	21	
		12	13	19.78	19.82	19.39	21	
		25	0	19.96	19.94	19.26	21	
	Bandwidth	Modulation	RB size	RB offset	Channel	Channel	Channel	Tune up
	10MHz	QPSK	1	0	20800	21100	21400	23.5
					22.73	22.87	22.29	

Unless otherwise agreed in writing, this document is issued by the Company subject to its General Conditions of Service printed overleaf, available on request or accessible at <http://www.sgs.com/en/Terms-and-Conditions.aspx> and, for electronic format documents, subject to Terms and Conditions for Electronic Documents at <http://www.sgs.com/en/Terms-and-Conditions/Terms-e-Documents.aspx>. Attention is drawn to the limitation of liability, indemnification and jurisdiction issues defined therein. Any holder of this document is advised that information contained hereon reflects the Company's findings at the time of its intervention only and within the limits of Client's instructions, if any. The Company's sole responsibility is to its Client and this document does not exonerate parties to a transaction from exercising all their rights and obligations under the transaction documents. This document cannot be reproduced except in full, without prior written approval of the Company. Any unauthorized alteration, forgery or falsification of the content or appearance of this document is unlawful and offenders may be prosecuted to the fullest extent of the law. Unless otherwise stated the results shown in this test report refer only to the sample(s) tested and such sample(s) are retained for 30 days only.

Attention: To check the authenticity of testing /inspection report & certificate, please contact us at telephone: (86-755) 8307 1443, or email: CN.Doccheck@sgs.com

No.10, Weiye Road, Innovation Park, Kunshan, Jiangsu, China 215300

中国·江苏·昆山市留学生创业园伟业路10号 邮编 215300

t(86-512)57355888 f(86-512)57370818 www.sgs.com.cn

t(86-512)57355888 f(86-512)57370818 sgs.china@sgs.com



Compliance Certification Services (Kunshan) Inc.
EMC Laboratory

Bandwidth	Modulation	RB size	RB offset	Channel	Channel	Channel	Tune up
				20825	21100	21375	
15MHz	16QAM	1	25	22.96	22.93	22.74	23.5
		1	49	22.52	22.54	22.17	23.5
		25	0	21.67	21.68	21.42	23
		25	13	21.74	21.67	21.33	22.5
		25	25	21.59	21.56	21.25	22
		50	0	21.6	21.6	21.33	22
		1	0	22.17	22.22	21.46	23
		1	25	22.5	23.03	21.39	24
		1	49	21.81	22.15	20.86	23
		25	0	20.91	21.03	20.68	22
		25	13	20.94	20.9	20.74	22
		25	25	20.79	20.54	20.45	21
		50	0	20.59	20.74	20.27	21.5
		1	0	21.62	20.61	20.21	22
		1	25	21.75	20.75	20.6	22
	1	49	21.4	20.28	19.94	22	
	25	0	20.36	19.81	19.58	21	
	25	13	20.01	19.8	19.54	20.5	
	25	25	19.85	19.6	19.43	20.5	
	50	0	19.92	19.61	19.48	20.5	
	64QAM	1	0	22.67	22.55	22.18	23.5
		1	38	22.76	22.61	22.28	23.5
		1	74	22.47	22.37	22.01	23.5
		36	0	21.69	21.71	21.36	23.5
		36	18	21.62	21.67	21.35	22.5
		36	39	21.56	21.51	21.25	22.5
		75	0	21.56	21.61	21.3	22
		1	0	22.07	22.26	21.67	23
		1	38	22.19	22.39	21.55	23
		1	74	21.84	21.8	20.85	22.5
36		0	20.88	20.79	20.5	21.5	
36		18	20.8	20.76	20.45	21.5	
36		39	20.69	20.57	20.22	21.5	
75		0	20.71	20.67	20.27	21.5	
QPSK		1	0	21.54	20.45	20.32	22
	1	38	21.51	20.53	20.79	22	
	1	74	21.41	20.15	20.27	22	
	36	0	19.98	19.99	19.54	20.5	
	36	18	19.95	19.87	19.41	20.5	

Unless otherwise agreed in writing, this document is issued by the Company subject to its General Conditions of Service printed overleaf, available on request or accessible at <http://www.sgs.com/en/Terms-and-Conditions.aspx> and, for electronic format documents, subject to Terms and Conditions for Electronic Documents at <http://www.sgs.com/en/Terms-and-Conditions/Terms-e-Documents.aspx>. Attention is drawn to the limitation of liability, indemnification and jurisdiction issues defined therein. Any holder of this document is advised that information contained hereon reflects the Company's findings at the time of its intervention only and within the limits of Client's instructions, if any. The Company's sole responsibility is to its Client and this document does not exonerate parties to a transaction from exercising all their rights and obligations under the transaction documents. This document cannot be reproduced except in full, without prior written approval of the Company. Any unauthorized alteration, forgery or falsification of the content or appearance of this document is unlawful and offenders may be prosecuted to the fullest extent of the law. Unless otherwise stated the results shown in this test report refer only to the sample(s) tested and such sample(s) are retained for 30 days only.

Attention: To check the authenticity of testing / inspection report & certificate, please contact us at telephone: (86-755) 8307 1443, or email: CN.Doccheck@sgs.com

No.10, Weiye Road, Innovation Park, Kunshan, Jiangsu, China 215300

t(86-512)57355888 f(86-512)57370818 www.sgs.com.cn

中国·江苏·昆山市留学院创业园伟业路10号 邮编 215300

t(86-512)57355888 f(86-512)57370818 sgs.china@sgs.com



Compliance Certification Services (Kunshan) Inc.
EMC Laboratory

Bandwidth	Modulation	36	39	19.71	19.63	19.3	20.5
		75	0	19.86	19.77	19.48	20.5
		RB size	RB offset	Channel 20850	Channel 21100	Channel 21350	Tune up
20MHz	QPSK	1	0	21.57	22.26	21.86	23
		1	50	22.95	23.07	22.58	23.5
		1	99	22.31	22.43	21.43	23
		50	0	21.56	21.75	21.4	22.5
		50	25	21.57	21.72	21.33	22.5
		50	50	21.48	21.56	21.23	22
		100	0	21.55	21.61	21.3	22
	16QAM	1	0	20.75	21.44	21.4	22
		1	50	22.59	21.92	22.87	22.5
		1	99	21.84	21.09	21.12	22.5
		50	0	20.85	20.8	20.45	21.5
		50	25	20.7	20.7	20.35	21.5
		50	50	20.72	20.66	20.23	21.5
		100	0	20.69	20.57	20.38	21.5
	64QAM	1	0	20.2	20.94	20.11	21.5
		1	50	21.5	21.38	20.96	22
		1	99	20.81	20.93	20.01	21.5
		50	0	19.88	19.73	19.46	20.5
		50	25	19.9	19.66	19.28	20.5
		50	50	19.85	19.54	19.28	20.5
		100	0	19.77	19.56	19.34	20.5

LTE FDD Band 12				Conducted Power(dBm)			
Bandwidth	Modulation	RB size	RB offset	Channel	Channel	Channel	Tune up
				23017	23095	23173	
1.4MHz	QPSK	1	0	23.6	23.92	23.95	24.5
		1	2	23.73	23.99	23.87	24.5
		1	5	23.67	24.05	23.87	24.5
		3	0	23.8	23.81	23.66	24.5
		3	2	23.82	24.03	23.8	24.5
		3	3	23.8	23.89	23.7	24.5
	16QAM	6	0	22.73	23.03	22.6	24
		1	0	23.2	23.07	22.98	24
		1	2	23.47	23.11	22.84	24
		1	5	23.51	22.79	22.95	24
		3	0	22.63	22.8	22.6	24

Unless otherwise agreed in writing, this document is issued by the Company subject to its General Conditions of Service printed overleaf, available on request or accessible at <http://www.sgs.com/en/Terms-and-Conditions.aspx> and, for electronic format documents, subject to Terms and Conditions for Electronic Documents at <http://www.sgs.com/en/Terms-and-Conditions/Terms-e-Document.aspx>. Attention is drawn to the limitation of liability, indemnification and jurisdiction issues defined therein. Any holder of this document is advised that information contained hereon reflects the Company's findings at the time of its intervention only and within the limits of Client's instructions, if any. The Company's sole responsibility is to its Client and this document does not exonerate parties to a transaction from exercising all their rights and obligations under the transaction documents. This document cannot be reproduced except in full, without prior written approval of the Company. Any unauthorized alteration, forgery or falsification of the content or appearance of this document is unlawful and offenders may be prosecuted to the fullest extent of the law. Unless otherwise stated the results shown in this test report refer only to the sample(s) tested and such sample(s) are retained for 30 days only.

Attention: To check the authenticity of testing /inspection report & certificate, please contact us at telephone: (86-755) 8307 1443, or email: CN.Doccheck@sgs.com

No.10, Weiye Road, Innovation Park, Kunshan, Jiangsu, China 215300

中国·江苏·昆山市留学生创业园伟业路10号 邮编 215300

t(86-512)57355888 f(86-512)57370818 www.sgs.com.cn

t(86-512)57355888 f(86-512)57370818 sgs.china@sgs.com



Bandwidth	Modulation	RB size	RB offset	Channel	Channel	Channel	Tune up	
				23025	23095	23165		
3MHz	64QAM	3	2	22.8	22.95	22.81	23.5	
		3	3	22.68	22.89	22.74	23.5	
		6	0	21.72	21.68	21.61	23.5	
		1	0	21.4	21.52	22.24	22.5	
		1	2	21.57	21.62	22.16	22.5	
		1	5	21.39	21.66	22.01	22.5	
		3	0	21.9	21.8	21.54	22.5	
		3	2	21.93	21.79	21.71	22.5	
		3	3	21.94	21.87	21.89	22.5	
		6	0	20.75	20.87	20.41	21.5	
3MHz	QPSK	1	0	24.13	23.55	23.91	24.5	
		1	7	24.11	23.94	24.11	24.5	
		1	14	23.65	23.7	23.9	24.5	
		8	0	22.73	22.92	22.85	23.5	
		8	4	22.79	22.99	22.87	23.5	
		8	7	22.71	23.01	22.71	23.5	
		15	0	22.66	22.9	22.83	23.5	
	16QAM	1	0	23.19	23.2	23.02	23.5	
		1	7	23.32	23.23	22.81	24	
		1	14	22.94	23.51	22.62	24	
		8	0	21.9	22.06	21.64	22.5	
		8	4	21.9	21.86	21.84	22.5	
		8	7	21.88	21.67	21.72	22.5	
		15	0	21.7	21.77	21.85	22.5	
	64QAM	1	0	21.87	21.24	21.44	22.5	
		1	7	22.6	21.59	21.64	23	
		1	14	22.25	21.47	21.5	23	
		8	0	21.06	20.4	20.63	21.5	
		8	4	20.71	20.46	20.53	21.5	
		8	7	20.62	20.61	20.49	21.5	
		15	0	20.61	20.87	20.59	21.5	
		5MHz	QPSK	1	0	23.77	23.48	23.42
	1			13	23.81	23.9	23.88	24.5
	1	24		23.53	23.4	23.67	24.5	
12	0	22.69		22.82	22.54	23.5		
12	6	22.8		22.87	22.72	23.5		
12	13	22.59		22.87	22.78	23.5		

Unless otherwise agreed in writing, this document is issued by the Company subject to its General Conditions of Service printed overleaf, available on request or accessible at <http://www.sgs.com/en/Terms-and-Conditions.aspx> and, for electronic format documents, subject to Terms and Conditions for Electronic Documents at <http://www.sgs.com/en/Terms-and-Conditions/Terms-e-Documents.aspx>. Attention is drawn to the limitation of liability, indemnification and jurisdiction issues defined therein. Any holder of this document is advised that information contained hereon reflects the Company's findings at the time of its intervention only and within the limits of Client's instructions, if any. The Company's sole responsibility is to its Client and this document does not exonerate parties to a transaction from exercising all their rights and obligations under the transaction documents. This document cannot be reproduced except in full, without prior written approval of the Company. Any unauthorized alteration, forgery or falsification of the content or appearance of this document is unlawful and offenders may be prosecuted to the fullest extent of the law. Unless otherwise stated the results shown in this test report refer only to the sample(s) tested and such sample(s) are retained for 30 days only.

Attention: To check the authenticity of testing / inspection report & certificate, please contact us at telephone: (86-755) 8307 1443, or email: CN.Doccheck@sgs.com

No.10, Weiye Road, Innovation Park, Kunshan, Jiangsu, China 215300

中国·江苏·昆山市留学生创业园伟业路10号 邮编 215300

t(86-512)57355888 f(86-512)57370818 www.sgs.com.cn

t(86-512)57355888 f(86-512)57370818 sgs.china@sgs.com



Compliance Certification Services (Kunshan) Inc.
EMC Laboratory

Bandwidth	Modulation	RB size	RB offset	Channel	Channel	Channel	Tune up	
				23060	23095	23130		
10MHz	16QAM	25	0	22.63	22.86	22.66	23.5	
		1	0	22.35	22.94	22.54	23.5	
		1	13	22.47	23.48	22.92	24	
		1	24	21.98	22.86	22.51	23.5	
		12	0	21.79	21.72	21.57	22.5	
		12	6	21.83	21.67	21.65	22.5	
		12	13	21.59	21.69	21.54	22.5	
		25	0	21.68	21.9	21.57	22.5	
	64QAM	1	0	21.28	22.03	21.2	22.5	
		1	13	21.73	22.05	21.37	22.5	
		1	24	21.39	21.6	20.49	22.5	
		12	0	20.64	20.94	20.44	21.5	
		12	6	20.74	21.12	20.65	21.5	
		12	13	20.36	20.74	20.61	21.5	
		25	0	20.59	20.73	20.18	21.5	
		10MHz	QPSK	1	0	24.07	23.58	23.92
	1			25	24.05	23.76	24.18	24.5
	1			49	23.75	23.52	23.55	24.5
	25			0	22.74	22.8	22.82	23.5
	25			13	22.72	22.9	22.89	23.5
	25			25	22.7	22.86	22.76	23.5
	50			0	22.72	22.76	22.85	23.5
	16QAM			1	0	23.18	23.1	22.91
			1	25	23.54	23.32	22.83	24
			1	49	23.09	23.25	22.49	24
			25	0	21.85	21.87	21.79	22.5
			25	13	21.87	22.02	22.01	22.5
			25	25	21.7	21.68	22.08	22.5
50			0	21.71	21.77	21.85	22.5	
64QAM			1	0	21.38	21.95	21.32	22.5
	1		25	22.42	21.7	21.63	22.5	
	1		49	22.27	21.36	21.11	22.5	
	25		0	21.05	20.58	20.82	22.5	
	25		13	21.09	20.56	20.86	22	
	25		25	20.71	20.52	20.61	21.5	
	50		0	20.78	20.6	20.8	21.5	



Unless otherwise agreed in writing, this document is issued by the Company subject to its General Conditions of Service printed overleaf, available on request or accessible at <http://www.sgs.com/en/Terms-and-Conditions.aspx> and, for electronic format documents, subject to Terms and Conditions for Electronic Documents at <http://www.sgs.com/en/Terms-and-Conditions/Terms-e-Document.aspx>. Attention is drawn to the limitation of liability, indemnification and jurisdiction issues defined therein. Any holder of this document is advised that information contained hereon reflects the Company's findings at the time of its intervention only and within the limits of Client's instructions, if any. The Company's sole responsibility is to its Client and this document does not exonerate parties to a transaction from exercising all their rights and obligations under the transaction documents. This document cannot be reproduced except in full, without prior written approval of the Company. Any unauthorized alteration, forgery or falsification of the content or appearance of this document is unlawful and offenders may be prosecuted to the fullest extent of the law. Unless otherwise stated the results shown in this test report refer only to the sample(s) tested and such sample(s) are retained for 30 days only.

Attention: To check the authenticity of testing /inspection report & certificate, please contact us at telephone: (86-755) 8307 1443, or email: CN.Doccheck@sgs.com

No.10, Weiye Road, Innovation Park, Kunshan, Jiangsu, China 215300

中国·江苏·昆山市留学院创业园伟业路10号 邮编 215300

t(86-512)57355888 f(86-512)57370818 www.sgs.com.cn

t(86-512)57355888 f(86-512)57370818 sgs.china@sgs.com

LTE FDD Band 17				Conducted Power(dBm)			
Bandwidth	Modulation	RB size	RB offset	Channel	Channel	Channel	Tune up
				23755	23790	23825	
5MHz	QPSK	1	0	23.81	23.83	23.96	24.5
		1	13	24.18	24.09	24.23	25
		1	24	23.75	23.88	23.89	25
		12	0	23.09	23.04	23	24
		12	6	23.08	23.08	23.14	24
		12	13	23.14	23.11	23.01	24
		25	0	22.99	23.01	23.05	24
	16QAM	1	0	22.66	23.44	22.86	24
		1	13	22.83	23.9	23.3	24.5
		1	24	22.33	23.38	22.87	24
		12	0	21.95	21.74	21.71	23
		12	6	21.92	21.89	21.82	23
		12	13	21.88	21.84	21.94	23
		25	0	22.03	21.98	21.85	23
	64QAM	1	0	21.83	22.01	21.33	23
		1	13	21.86	22.39	21.49	23
		1	24	21.74	21.84	20.9	22
		12	0	20.94	20.98	20.93	22
		12	6	20.84	20.99	21	22
		12	13	20.86	21.13	20.91	22
		25	0	21.14	20.86	20.53	22
Bandwidth	Modulation	RB size	RB offset	Channel	Channel	Channel	Tune up
				23780	23790	23800	
10MHz	QPSK	1	0	24.17	24.23	24.19	25
		1	25	24.35	24.54	24.54	25
		1	49	24.18	24.05	23.95	25
		25	0	23.1	22.96	22.95	23.5
		25	13	23.18	23.01	23.1	23.5
		25	25	23.08	23.03	22.97	23.5
		50	0	23.1	22.99	23.07	23.5
	16QAM	1	0	23.64	23.46	22.98	24
		1	25	23.62	23.81	23.1	24
		1	49	23.5	23.72	22.84	24
		25	0	22.16	21.8	21.79	23
		25	13	22.11	22.01	22.06	23
		25	25	22	22.04	21.98	23
		50	0	21.86	21.89	21.73	22.5

Unless otherwise agreed in writing, this document is issued by the Company subject to its General Conditions of Service printed overleaf, available on request or accessible at <http://www.sgs.com/en/Terms-and-Conditions.aspx> and, for electronic format documents, subject to Terms and Conditions for Electronic Documents at <http://www.sgs.com/en/Terms-and-Conditions/Terms-e-Document.aspx>. Attention is drawn to the limitation of liability, indemnification and jurisdiction issues defined therein. Any holder of this document is advised that information contained hereon reflects the Company's findings at the time of its intervention only and within the limits of Client's instructions, if any. The Company's sole responsibility is to its Client and this document does not exonerate parties to a transaction from exercising all their rights and obligations under the transaction documents. This document cannot be reproduced except in full, without prior written approval of the Company. Any unauthorized alteration, forgery or falsification of the content or appearance of this document is unlawful and offenders may be prosecuted to the fullest extent of the law. Unless otherwise stated the results shown in this test report refer only to the sample(s) tested and such sample(s) are retained for 30 days only.

Attention: To check the authenticity of testing / inspection report & certificate, please contact us at telephone: (86-755) 8307 1443, or email: CN.Doccheck@sgs.com

No.10, Weiye Road, Innovation Park, Kunshan, Jiangsu, China 215300

中国·江苏·昆山市留学生创业园伟业路10号 邮编 215300

t(86-512)57355888 f(86-512)57370818 www.sgs.com.cn

t(86-512)57355888 f(86-512)57370818 sgs.china@sgs.com



Compliance Certification Services (Kunshan) Inc.
EMC Laboratory

64QAM	1	0	22.74	21.81	21.75	23.5
	1	25	22.8	22.01	22.29	23.5
	1	49	22.75	21.76	21.65	23.5
	25	0	21.16	21	21.06	22.5
	25	13	21.26	21.18	21.11	21.5
	25	25	21.35	21.14	21.09	22
	50	0	21.27	20.97	21.02	22

LTE Band 25				Conducted Power(dBm)				
Bandwidth	Modulation	RB size	RB offset	Channel	Channel	Channel	Tune up	
				26047	26365	26683		
1.4MHz	QPSK	1	0	23.29	23.12	23.15	24	
		1	2	23.36	23.36	23.34	24	
		1	5	23.2	23.14	22.97	24	
		3	0	23.2	23.14	23.26	24	
		3	2	23.3	23.43	23.08	24	
		3	3	23.25	23.2	23.17	24	
	16QAM	6	0	22.26	22.17	22.21	23	
		1	0	22.97	22.2	22.54	23.5	
		1	2	22.95	22.28	22.55	23.5	
		1	5	23.06	22.17	22.3	23.5	
		3	0	22.24	22.17	22.19	23	
		3	2	22.31	22.23	22.27	23	
	64QAM	3	3	22.35	22.18	22.17	23	
		6	0	21.43	20.95	21.1	22	
		1	0	20.99	21.02	21.6	22	
		1	2	21.15	21.13	21.59	22	
		1	5	20.96	20.97	21.51	22	
		3	0	21.42	21.13	21.67	22	
	3MHz	QPSK	3	2	21.57	20.99	21.65	22
			3	3	21.69	21.43	21.6	22
			6	0	20.34	20.13	20.29	21
			1	0	23.31	22.96	23.27	24
			1	7	23.51	23.05	23.46	24
			1	14	23.25	23.02	23.18	24
3MHz	QPSK	8	0	22.31	22.17	22.36	23	
		8	4	22.3	22.22	22.39	23	
		8	7	22.27	22.19	22.29	23	
		8	7	22.27	22.19	22.29	23	

Unless otherwise agreed in writing, this document is issued by the Company subject to its General Conditions of Service printed overleaf, available on request or accessible at <http://www.sgs.com/en/Terms-and-Conditions.aspx> and, for electronic format documents, subject to Terms and Conditions for Electronic Documents at <http://www.sgs.com/en/Terms-and-Conditions/Terms-e-Documents.aspx>. Attention is drawn to the limitation of liability, indemnification and jurisdiction issues defined therein. Any holder of this document is advised that information contained hereon reflects the Company's findings at the time of its intervention only and within the limits of Client's instructions, if any. The Company's sole responsibility is to its Client and this document does not exonerate parties to a transaction from exercising all their rights and obligations under the transaction documents. This document cannot be reproduced except in full, without prior written approval of the Company. Any unauthorized alteration, forgery or falsification of the content or appearance of this document is unlawful and offenders may be prosecuted to the fullest extent of the law. Unless otherwise stated the results shown in this test report refer only to the sample(s) tested and such sample(s) are retained for 30 days only.

Attention: To check the authenticity of testing / inspection report & certificate, please contact us at telephone: (86-755) 8307 1443, or email: CN.Doccheck@sgs.com

No.10, Weiye Road, Innovation Park, Kunshan, Jiangsu, China 215300

中国·江苏·昆山市留学院创业园伟业路10号 邮编 215300

t(86-512)57355888 f(86-512)57370818 www.sgsgroup.com.cn

t(86-512)57355888 f(86-512)57370818 sgs.china@sgs.com



Bandwidth	Modulation	RB size	RB offset	Channel	Channel	Channel	Tune up	
				26065	26365	26665		
5MHz	16QAM	15	0	22.3	22.22	22.36	23	
		1	0	23.01	22.51	22.19	23.5	
		1	7	23.05	22.67	22.17	23.5	
		1	14	22.83	22.52	22.1	23.5	
		8	0	21.48	21.4	21.55	22	
		8	4	21.46	21.11	21.55	22	
		8	7	21.47	21.01	21.41	22	
		15	0	21.31	21.03	21.48	22	
	64QAM	1	0	21.93	21.32	21.3	22.5	
		1	7	22.08	21.16	21.4	22.5	
		1	14	21.94	20.84	21.04	22.5	
		8	0	20.66	20.04	20.35	21.5	
		8	4	20.56	20.15	20.38	21	
		8	7	20.64	20.09	20.4	21	
		15	0	20.24	20.35	20.48	21	
		10MHz	QPSK	1	0	22.99	22.84	23.08
	1			13	23.19	23.09	23.33	24
	1			24	23	22.99	23.12	24
	12			0	22.36	22.22	22.34	23
	12			6	22.42	22.25	22.42	23
	12			13	22.33	22.21	22.25	23
	25			0	22.36	22.11	22.38	23
	16QAM			1	0	21.95	22.43	22.27
			1	13	22.43	22.79	22.22	23.5
			1	24	21.86	22.51	22.1	23
			12	0	21.37	21.16	21.48	22
			12	6	21.34	21.12	21.44	22
			12	13	21.25	21.1	21.07	22
25			0	21.42	21.21	21.41	22	
64QAM			1	0	21.07	21.08	21.77	22
	1		13	21.22	21.53	21.67	22	
	1		24	21.11	21.22	20.71	22	
	12		0	19.95	20.45	20.5	21	
	12		6	20.14	20.12	20.47	21	
	12		13	20.05	20.13	20.25	21	
	25		0	20.33	20.16	20.36	21	
	Bandwidth		Modulation	RB size	RB offset	Channel	Channel	Channel
26090						26365	26640	
10MHz	QPSK		1	0	23.36	23.14	23.53	24

Unless otherwise agreed in writing, this document is issued by the Company subject to its General Conditions of Service printed overleaf, available on request or accessible at <http://www.sgs.com/en/Terms-and-Conditions.aspx> and, for electronic format documents, subject to Terms and Conditions for Electronic Documents at <http://www.sgs.com/en/Terms-and-Conditions/Terms-e-Documents.aspx>. Attention is drawn to the limitation of liability, indemnification and jurisdiction issues defined therein. Any holder of this document is advised that information contained hereon reflects the Company's findings at the time of its intervention only and within the limits of Client's instructions, if any. The Company's sole responsibility is to its Client and this document does not exonerate parties to a transaction from exercising all their rights and obligations under the transaction documents. This document cannot be reproduced except in full, without prior written approval of the Company. Any unauthorized alteration, forgery or falsification of the content or appearance of this document is unlawful and offenders may be prosecuted to the fullest extent of the law. Unless otherwise stated the results shown in this test report refer only to the sample(s) tested and such sample(s) are retained for 30 days only.

Attention: To check the authenticity of testing / inspection report & certificate, please contact us at telephone: (86-755) 8307 1443, or email: CN.Doccheck@sgs.com

No.10, Weiye Road, Innovation Park, Kunshan, Jiangsu, China 215300

中国·江苏·昆山市留学院创业园伟业路10号 邮编 215300

t(86-512)57355888 f(86-512)57370818 www.sgs.com.cn

t(86-512)57355888 f(86-512)57370818 sgs.china@sgs.com



Compliance Certification Services (Kunshan) Inc.
EMC Laboratory

Bandwidth	Modulation	RB size	RB offset	Channel	Channel	Channel	Tune up
				26115	26365	26615	
15MHz	QPSK	1	0	23.48	22.9	23.37	24
		1	38	23.31	23.34	23.51	24
		1	74	22.86	23.02	22.84	24
		36	0	22.33	22.17	22.55	23
		36	18	22.31	22.21	22.44	23
		36	39	22.14	22.13	22.35	23
		75	0	22.21	22.16	22.45	23
	16QAM	1	0	23.02	22.72	22.77	23.5
		1	38	22.83	23.33	22.68	23.5
		1	74	22.33	22.75	21.87	23.5
		36	0	21.38	21.2	21.59	22
		36	18	21.33	21.22	21.54	22
		36	39	21.16	21.06	21.21	22
		75	0	21.24	21.12	21.39	22
	64QAM	1	0	21.85	20.88	21.38	22
		1	38	21.9	20.91	21.79	22
		1	74	21.58	20.87	21.23	22
		36	0	20.4	20.23	20.56	21.5
		36	18	20.36	20.19	20.54	21

Unless otherwise agreed in writing, this document is issued by the Company subject to its General Conditions of Service printed overleaf, available on request or accessible at <http://www.sgs.com/en/Terms-and-Conditions.aspx> and, for electronic format documents, subject to Terms and Conditions for Electronic Documents at <http://www.sgs.com/en/Terms-and-Conditions/Terms-e-Documents.aspx>. Attention is drawn to the limitation of liability, indemnification and jurisdiction issues defined therein. Any holder of this document is advised that information contained hereon reflects the Company's findings at the time of its intervention only and within the limits of Client's instructions, if any. The Company's sole responsibility is to its Client and this document does not exonerate parties to a transaction from exercising all their rights and obligations under the transaction documents. This document cannot be reproduced except in full, without prior written approval of the Company. Any unauthorized alteration, forgery or falsification of the content or appearance of this document is unlawful and offenders may be prosecuted to the fullest extent of the law. Unless otherwise stated the results shown in this test report refer only to the sample(s) tested and such sample(s) are retained for 30 days only.

Attention: To check the authenticity of testing / inspection report & certificate, please contact us at telephone: (86-755) 8307 1443, or email: CN.Doccheck@sgs.com

No.10, Weiye Road, Innovation Park, Kunshan, Jiangsu, China 215300

t(86-512)57355888 f(86-512)57370818 www.sgs.com.cn

中国·江苏·昆山市留学院创业园伟业路10号 邮编 215300

t(86-512)57355888 f(86-512)57370818 sgs.china@sgs.com



Compliance Certification Services (Kunshan) Inc.
EMC Laboratory

Bandwidth	Modulation	36	39	20.1	20.12	20.31	21
		75	0	20.2	20.23	20.49	21
20MHz	QPSK	RB size	RB offset	Channel	Channel	Channel	Tune up
				26140	26365	26590	
20MHz	QPSK	1	0	23.06	23.16	23.36	24
		1	50	23.42	23.54	23.79	24.5
		1	99	22.76	23.19	22.94	24
		50	0	22.33	22.13	22.44	23
		50	25	22.28	22.21	22.53	23
		50	50	22.04	22.23	22.38	23
		100	0	22.29	22.22	22.44	23
	16QAM	1	0	22.69	22.26	23.25	24
		1	50	23.09	22.3	23.94	24.5
		1	99	21.85	21.87	22.66	23.5
		50	0	21.41	21.16	21.41	22
		50	25	21.27	21.33	21.52	22
		50	50	21.09	21.24	21.25	22
		100	0	21.31	21.14	21.4	22
	64QAM	1	0	21.65	21.46	21.46	22
		1	50	21.73	21.87	22.4	22.5
		1	99	21.08	21.73	21.4	22.5
		50	0	20.32	20.13	20.45	21
		50	25	20.34	20.13	20.53	21
		50	50	20.16	20.15	20.37	21
		100	0	20.1	20.07	20.59	21

LTE FDD Band 26				Conducted Power(dBm)			
Bandwidth	Modulation	RB size	RB offset	Channel	Channel	Channel	Tune up
				26697	26865	27033	
1.4MHz	QPSK	1	0	23.52	23.68	24.41	25
		1	2	23.75	23.5	24.45	25
		1	5	23.84	23.85	24.29	25
		3	0	23.54	23.62	24.34	25
		3	2	23.78	23.76	24.28	25
		3	3	23.7	23.59	24.27	25
		6	0	22.68	22.7	23.24	24
	16QAM	1	0	22.89	22.85	23	23.5
		1	2	22.49	22.94	24	24.5
		1	5	22.91	22.64	23.02	23.5

Unless otherwise agreed in writing, this document is issued by the Company subject to its General Conditions of Service printed overleaf, available on request or accessible at <http://www.sgs.com/en/Terms-and-Conditions.aspx> and, for electronic format documents, subject to Terms and Conditions for Electronic Documents at <http://www.sgs.com/en/Terms-and-Conditions/Terms-e-Document.aspx>. Attention is drawn to the limitation of liability, indemnification and jurisdiction issues defined therein. Any holder of this document is advised that information contained hereon reflects the Company's findings at the time of its intervention only and within the limits of Client's instructions, if any. The Company's sole responsibility is to its Client and this document does not exonerate parties to a transaction from exercising all their rights and obligations under the transaction documents. This document cannot be reproduced except in full, without prior written approval of the Company. Any unauthorized alteration, forgery or falsification of the content or appearance of this document is unlawful and offenders may be prosecuted to the fullest extent of the law. Unless otherwise stated the results shown in this test report refer only to the sample(s) tested and such sample(s) are retained for 30 days only.

Attention: To check the authenticity of testing /inspection report & certificate, please contact us at telephone: (86-755) 8307 1443, or email: CN.Doccheck@sgs.com

No.10, Weiye Road, Innovation Park, Kunshan, Jiangsu, China 215300

中国·江苏·昆山市留学生创业园伟业路10号 邮编 215300

t(86-512)57355888 f(86-512)57370818 www.sgs.com.cn

t(86-512)57355888 f(86-512)57370818 sgs.china@sgs.com



Bandwidth	Modulation	RB size	RB offset	Channel	Channel	Channel	Tune up		
				26705	26865	27025			
3MHz	64QAM	3	0	23.15	23.01	23.29	24		
		3	2	22.84	23.05	23.24	24		
		3	3	22.49	23.16	23.38	24		
		6	0	21.67	22.24	22.15	23		
		1	0	21.44	21.82	21.68	22.5		
		1	2	21.99	21.46	21.54	22.5		
		1	5	21.54	21.41	22.11	22.5		
		3	0	21.73	21.38	21.81	22.5		
		3	2	21.93	21.77	21.6	22.5		
		3	3	21.64	21.81	21.76	22.5		
	6	0	21.02	20.18	20.65	21.5			
	3MHz	QPSK	1	0	24.14	23.85	24.14	25	
			1	7	24.18	24.1	24.25	25	
			1	14	23.97	23.96	24.22	25	
			8	0	23.16	23.01	23.09	24	
			8	4	23.11	22.94	23.14	24	
			8	7	23.16	22.99	23.18	24	
			15	0	23.19	22.98	23.13	24	
			16QAM	1	0	22.83	23.42	23.46	24
				1	7	23.45	22.91	23.69	24
				1	14	23.29	23.45	23.28	24
		8		0	22.19	21.74	22.35	23	
		8		4	21.97	22.03	22.05	23	
		8		7	22.3	21.9	22.27	23	
		15		0	21.93	21.77	22.07	23	
		64QAM		1	0	21.42	21.25	21.54	23
			1	7	21.57	21.92	22.62	23	
			1	14	21.78	22.3	21.62	23	
8			0	20.53	20.51	20.44	21		
8			4	20.58	20.25	21.07	21.5		
8			7	20.49	20.73	20.8	21.5		
15			0	20.56	20.42	20.9	21.5		
5MHz			QPSK	1	0	23.67	23.55	23.87	24.5
		1		13	24.03	23.88	24.04	24.5	
1		24		23.53	23.66	23.82	24.5		
12		0		22.93	22.96	23.07	24		

Unless otherwise agreed in writing, this document is issued by the Company subject to its General Conditions of Service printed overleaf, available on request or accessible at <http://www.sgs.com/en/Terms-and-Conditions.aspx> and, for electronic format documents, subject to Terms and Conditions for Electronic Documents at <http://www.sgs.com/en/Terms-and-Conditions/Terms-e-Documents.aspx>. Attention is drawn to the limitation of liability, indemnification and jurisdiction issues defined therein. Any holder of this document is advised that information contained hereon reflects the Company's findings at the time of its intervention only and within the limits of Client's instructions, if any. The Company's sole responsibility is to its Client and this document does not exonerate parties to a transaction from exercising all their rights and obligations under the transaction documents. This document cannot be reproduced except in full, without prior written approval of the Company. Any unauthorized alteration, forgery or falsification of the content or appearance of this document is unlawful and offenders may be prosecuted to the fullest extent of the law. Unless otherwise stated the results shown in this test report refer only to the sample(s) tested and such sample(s) are retained for 30 days only.

Attention: To check the authenticity of testing / inspection report & certificate, please contact us at telephone: (86-755) 8307 1443, or email: CN.Doccheck@sgs.com

No.10, Weiye Road, Innovation Park, Kunshan, Jiangsu, China 215300

中国·江苏·昆山市留学生创业园伟业路10号 邮编 215300

t(86-512)57355888 f(86-512)57370818 www.sgsgroup.com.cn

t(86-512)57355888 f(86-512)57370818 sgs.china@sgs.com



Compliance Certification Services (Kunshan) Inc.
EMC Laboratory

Bandwidth	Modulation	RB size	RB offset	Channel	Channel	Channel	Tune up	
				26750	26865	26990		
10MHz	16QAM	12	6	23.02	23	23.14	24	
		12	13	22.92	22.93	23.09	24	
		25	0	22.94	22.89	23.12	24	
		1	0	22.86	22.15	23.34	24	
		1	13	23.36	22.83	22.61	24	
		1	24	22.16	23.2	22.82	24	
		12	0	21.98	21.9	22.02	22.5	
		12	6	21.83	21.8	22.07	22.5	
		12	13	21.85	21.85	22.22	22.5	
	64QAM	25	0	21.99	22.2	22.14	23	
		1	0	21.5	21.1	21.74	22.5	
		1	13	21.23	21.78	21.83	22.5	
		1	24	21.65	21.58	21.2	22.5	
		12	0	20.44	20.49	20.73	21.5	
		12	6	20.94	20.52	20.85	21.5	
		12	13	20.43	20.38	20.79	21.5	
		25	0	20.61	20.53	20.99	21.5	
		QPSK	16QAM	1	0	24	24.16	24.01
	1			25	24.13	24.2	23.85	25
	1			49	24.01	24.07	23.94	25
	25			0	23.16	22.94	23.11	23.5
	25			13	23.07	22.89	23.08	23.5
	25			25	23.19	23.22	23.15	23.5
	64QAM		50	0	23.2	23.02	23.09	23.5
			1	0	23.14	23.51	23.15	24
			1	25	23.89	23.08	23.54	24
			1	49	23.62	23.77	22.89	24.5
			25	0	22.15	22.07	22.16	23
			25	13	22.36	22.42	21.88	23
	QPSK		25	25	22.17	21.9	22.18	22.5
50			0	22.01	22.13	21.99	22.5	
1			0	22.34	21.45	21.53	23	
1			25	21.94	21.72	22.51	23	
1			49	21.29	22.38	21.48	23	
25			0	21.01	20.73	20.66	21.5	
64QAM	25	13	20.83	20.52	20.67	21.5		
	25	25	20.76	20.68	20.85	21.5		

Unless otherwise agreed in writing, this document is issued by the Company subject to its General Conditions of Service printed overleaf, available on request or accessible at <http://www.sgs.com/en/Terms-and-Conditions.aspx> and, for electronic format documents, subject to Terms and Conditions for Electronic Documents at <http://www.sgs.com/en/Terms-and-Conditions/Terms-e-Documents.aspx>. Attention is drawn to the limitation of liability, indemnification and jurisdiction issues defined therein. Any holder of this document is advised that information contained hereon reflects the Company's findings at the time of its intervention only and within the limits of Client's instructions, if any. The Company's sole responsibility is to its Client and this document does not exonerate parties to a transaction from exercising all their rights and obligations under the transaction documents. This document cannot be reproduced except in full, without prior written approval of the Company. Any unauthorized alteration, forgery or falsification of the content or appearance of this document is unlawful and offenders may be prosecuted to the fullest extent of the law. Unless otherwise stated the results shown in this test report refer only to the sample(s) tested and such sample(s) are retained for 30 days only.

Attention: To check the authenticity of testing / inspection report & certificate, please contact us at telephone: (86-755) 8307 1443, or email: CN.Doccheck@sgs.com

No.10, Weiye Road, Innovation Park, Kunshan, Jiangsu, China 215300

t(86-512)57355888 f(86-512)57370818 www.sgs.com

中国·江苏·昆山市留学院创业园伟业路10号 邮编 215300

t(86-512)57355888 f(86-512)57370818 sgs.china@sgs.com



Compliance Certification Services (Kunshan) Inc.
EMC Laboratory

		50	0	20.73	20.72	20.73	21.5
--	--	----	---	-------	-------	-------	------

LTE Band 38				Conducted Power(dBm)			Tune up	
Bandwidth	Modulation	RB size	RB offset	Channel	Channel	Channel		
				37775	38000	38225		
5MHz	QPSK	1	0	22.72	22.92	23.06	23.5	
		1	13	22.88	23.08	23.11	23.5	
		1	24	22.46	22.78	22.64	23.5	
		12	0	21.96	22.11	22.16	23	
		12	6	22	22.26	22.31	23	
		12	13	21.73	22.25	22.25	23	
		25	0	21.76	22.25	22.27	23	
	16QAM	1	0	22.01	21.81	22.44	23	
		1	13	21.58	22.08	23.1	23.5	
		1	24	21.72	21.79	22.5	23	
		12	0	20.49	21.04	21.16	22	
		12	6	20.68	21.21	21.22	22	
		12	13	20.61	21.3	21.17	22	
		25	0	20.8	21.23	21.26	22	
	64QAM	1	0	19.38	20.78	21.35	22	
		1	13	20.12	21.15	21.44	22	
		1	24	19.85	21.39	20.98	22	
		12	0	19.21	19.82	20.31	21	
		12	6	19.32	20.01	20.25	21	
		12	13	19.43	19.59	20.05	21.5	
		25	0	19.34	19.73	20.19	21.5	
	Bandwidth	Modulation	RB size	RB offset	Channel	Channel	Channel	Tune up
	10MHz	QPSK	1	0	22.75	23.33	23.2	24
			1	25	22.69	23.3	23.26	24
1			49	22.6	22.99	22.98	23.5	
25			0	21.87	22.19	22.31	23	
25			13	22.01	22.2	22.37	23	
25			25	21.59	22.2	22.1	23	
50			0	21.95	22.03	22.11	23	
16QAM		1	0	21.64	22.55	22.73	23.5	
		1	25	21.57	22.82	22.75	23.5	
		1	49	21.57	22.69	22.39	2	
		25	0	20.72	21.37	21.17	22	
						37800	38000	38200

Unless otherwise agreed in writing, this document is issued by the Company subject to its General Conditions of Service printed overleaf, available on request or accessible at <http://www.sgs.com/en/Terms-and-Conditions.aspx> and, for electronic format documents, subject to Terms and Conditions for Electronic Documents at <http://www.sgs.com/en/Terms-and-Conditions/Terms-e-Documents.aspx>. Attention is drawn to the limitation of liability, indemnification and jurisdiction issues defined therein. Any holder of this document is advised that information contained hereon reflects the Company's findings at the time of its intervention only and within the limits of Client's instructions, if any. The Company's sole responsibility is to its Client and this document does not exonerate parties to a transaction from exercising all their rights and obligations under the transaction documents. This document cannot be reproduced except in full, without prior written approval of the Company. Any unauthorized alteration, forgery or falsification of the content or appearance of this document is unlawful and offenders may be prosecuted to the fullest extent of the law. Unless otherwise stated the results shown in this test report refer only to the sample(s) tested and such sample(s) are retained for 30 days only.

Attention: To check the authenticity of testing /inspection report & certificate, please contact us at telephone: (86-755) 8307 1443, or email: CN.Doccheck@sgs.com

No.10, Weiye Road, Innovation Park, Kunshan, Jiangsu, China 215300

中国·江苏·昆山市留学院创业园伟业路10号 邮编 215300

t(86-512)57355888 f(86-512)57370818 www.sgsgroup.com.cn

t(86-512)57355888 f(86-512)57370818 sgs.china@sgs.com



Bandwidth	Modulation	RB size	RB offset	Channel	Channel	Channel	Tune up		
				37825	38000	38175			
15MHz	64QAM	25	13	20.99	21.25	21.4	22		
		25	25	20.9	21.22	21.3	22		
		50	0	20.92	21.17	21.26	22		
		1	0	20.9	21.34	21.09	22		
		1	25	22.03	21.1	20.7	22.5		
		1	49	21.24	20.96	20.94	22		
		25	0	19.56	20.04	20.13	20.5		
		25	13	19.62	19.9	20.09	20.5		
		25	25	19.42	20.11	20.06	20.5		
	50	0	19.73	19.76	20.09	20.5			
	15MHz	QPSK	1	0	22.66	23.09	23.04	23.5	
			1	38	22.81	23.13	23.09	23.5	
			1	74	22.61	22.98	22.82	23.5	
			36	0	21.95	22.19	22.31	23	
			36	18	22.04	22.29	22.16	23	
			36	39	21.96	22.18	22.16	23	
			75	0	22.03	22.08	22.25	23	
			16QAM	1	0	21.63	22.37	22.29	23
				1	38	21.54	22.44	22.21	23
		1		74	21.18	22.37	21.54	23	
		36		0	20.79	21.16	21.32	22	
		36		18	20.87	21.34	21.35	22	
		36		39	20.67	21.26	20.87	22	
		75		0	20.56	21.21	20.96	22	
		64QAM		1	0	20.92	21.06	21.6	22
				1	38	21.15	21.01	21.59	22
			1	74	20.93	20.93	21.05	22	
			36	0	19.61	20.02	19.99	21	
36			18	19.87	19.98	19.99	21		
36			39	19.64	19.99	19.97	21		
75			0	19.7	19.59	20.19	21		
20MHz			QPSK	1	0	22.55	22.88	23.2	23.5
				1	50	22.8	23.03	23.46	23.5
1		99		22.71	22.84	22.93	23.5		
50		0		21.91	22.04	22.23	23.5		
50		25		21.87	22.22	22.24	23		
50		50		21.86	22.21	22	23		

Unless otherwise agreed in writing, this document is issued by the Company subject to its General Conditions of Service printed overleaf, available on request or accessible at <http://www.sgs.com/en/Terms-and-Conditions.aspx> and, for electronic format documents, subject to Terms and Conditions for Electronic Documents at <http://www.sgs.com/en/Terms-and-Conditions/Terms-e-Documents.aspx>. Attention is drawn to the limitation of liability, indemnification and jurisdiction issues defined therein. Any holder of this document is advised that information contained hereon reflects the Company's findings at the time of its intervention only and within the limits of Client's instructions, if any. The Company's sole responsibility is to its Client and this document does not exonerate parties to a transaction from exercising all their rights and obligations under the transaction documents. This document cannot be reproduced except in full, without prior written approval of the Company. Any unauthorized alteration, forgery or falsification of the content or appearance of this document is unlawful and offenders may be prosecuted to the fullest extent of the law. Unless otherwise stated the results shown in this test report refer only to the sample(s) tested and such sample(s) are retained for 30 days only.

Attention: To check the authenticity of testing/inspection report & certificate, please contact us at telephone: (86-755) 8307 1443, or email: CN.Doccheck@sgs.com

No.10, Weiye Road, Innovation Park, Kunshan, Jiangsu, China 215300

中国·江苏·昆山市留学院创业园伟业路10号 邮编 215300

t(86-512)57355888 f(86-512)57370818 www.sgs.com.cn

t(86-512)57355888 f(86-512)57370818 sgs.china@sgs.com



Compliance Certification Services (Kunshan) Inc.
EMC Laboratory

		100	0	21.86	22.25	22.01	23
16QAM		1	0	21.9	21.63	22.91	23.5
		1	50	22.68	22.19	23.2	24
		1	99	22.18	21.69	22.53	23
		50	0	21.09	21.23	21.52	22
		50	25	21.06	21.3	21.34	22
		50	50	20.98	21.24	21.07	22
		100	0	20.95	21.1	21.14	21.5
	64QAM		1	0	20.1	20.84	20.33
		1	50	21.48	22.23	21.34	23
		1	99	20.93	21.59	20.74	22
		50	0	19.74	19.76	20.07	20.5
		50	25	19.6	19.78	20.3	21
		50	50	19.68	19.99	20.01	20.5
		100	0	19.5	19.95	20.07	20.5

LTE Band 41				Conducted Power(dBm)			Tune up
Bandwidth	Modulation	RB size	RB offset	Channel 39675	Channel 40620	Channel 41565	
5MHz	QPSK	1	0	22.66	22.7	23	23.5
		1	13	22.73	22.72	23.33	24
		1	24	22.53	22.51	23.18	24
		12	0	21.47	21.91	22.33	23
		12	6	21.69	21.93	22.31	23
		12	13	21.47	21.69	22.18	23
		25	0	21.47	21.85	22.25	23
	16QAM	1	0	21.39	21.92	21.97	22.5
		1	13	21.58	22.35	22.1	23
		1	24	21.24	22.04	21.87	22.5
		12	0	20.79	20.78	21.07	21.5
		12	6	20.73	20.91	21.23	22
		12	13	20.72	20.89	21	21.5
		25	0	20.92	20.85	21.2	21.5
	64QAM	1	0	20.9	20.46	20.49	21.5
		1	13	20.65	21.2	20.57	21.5
		1	24	20.91	20.86	20.37	21.5
		12	0	19.36	19.72	19.99	20.5
		12	6	19.55	19.88	20.05	20.5
		12	13	19.44	19.7	20.01	20.5
		25	0	19.48	19.78	20.23	21

Unless otherwise agreed in writing, this document is issued by the Company subject to its General Conditions of Service printed overleaf, available on request or accessible at <http://www.sgs.com/en/Terms-and-Conditions.aspx> and, for electronic format documents, subject to Terms and Conditions for Electronic Documents at <http://www.sgs.com/en/Terms-and-Conditions/Terms-e-Documents.aspx>. Attention is drawn to the limitation of liability, indemnification and jurisdiction issues defined therein. Any holder of this document is advised that information contained hereon reflects the Company's findings at the time of its intervention only and within the limits of Client's instructions, if any. The Company's sole responsibility is to its Client and this document does not exonerate parties to a transaction from exercising all their rights and obligations under the transaction documents. This document cannot be reproduced except in full, without prior written approval of the Company. Any unauthorized alteration, forgery or falsification of the content or appearance of this document is unlawful and offenders may be prosecuted to the fullest extent of the law. Unless otherwise stated the results shown in this test report refer only to the sample(s) tested and such sample(s) are retained for 30 days only.

Attention: To check the authenticity of testing / inspection report & certificate, please contact us at telephone: (86-755) 8307 1443, or email: CN.Doccheck@sgs.com

No.10, Weiye Road, Innovation Park, Kunshan, Jiangsu, China 215300

t(86-512)57355888 f(86-512)57370818 www.sgs.com

中国·江苏·昆山市留学院创业园伟业路10号 邮编 215300

t(86-512)57355888 f(86-512)57370818 sgs.china@sgs.com



Compliance Certification Services (Kunshan) Inc.
EMC Laboratory

Bandwidth	Modulation	RB size	RB offset	Channel	Channel	Channel	Tune up	
				39700	40620	41540		
10MHz	QPSK	1	0	22.76	22.77	23.22	24	
		1	25	22.85	22.95	23.31	24	
		1	49	22.77	22.85	23.12	23.5	
		25	0	21.77	21.7	22.28	23	
		25	13	21.85	21.89	22.48	23	
		25	25	21.81	21.83	22.28	23	
		50	0	21.83	21.82	22.24	23	
	16QAM	1	0	21.36	22.17	22.89	23.5	
		1	25	21.97	22.58	22.29	23	
		1	49	21.16	21.72	22.52	23	
		25	0	20.78	21	21.23	22	
		25	13	20.62	21.01	21.36	22	
		25	25	20.75	21.02	21.35	22	
		50	0	20.97	20.92	21.22	22	
	64QAM	1	0	21.67	20.49	21.16	22	
		1	25	22.08	20.29	20.98	22.5	
		1	49	21.87	21.07	20.66	22.5	
		25	0	19.5	19.61	20.06	20.5	
		25	13	19.6	19.62	20.24	21	
		25	25	19.51	19.84	20.12	20.5	
		50	0	19.41	19.56	20	20.5	
	Bandwidth	Modulation	RB size	RB offset	Channel	Channel	Channel	Tune up
					39725	40620	41515	
	15MHz	QPSK	1	0	22.79	22.69	22.89	23.5
1			38	22.84	22.92	22.99	23.5	
1			74	22.65	22.9	22.87	23.5	
36			0	21.68	21.79	22.17	23	
36			18	21.61	21.93	22.33	23	
36			39	21.63	21.93	22.2	23	
75			0	21.46	21.96	22.28	23	
16QAM		1	0	21.12	22.04	22.33	23	
		1	38	21.29	22.31	22.3	23	
		1	74	21.09	22.09	22.04	22.5	
		36	0	20.47	21.03	21.14	21.5	
		36	18	20.53	20.84	21.3	22	
		36	39	20.44	20.85	21.03	21.5	
		75	0	20.24	20.93	21.29	22	
64QAM		1	0	21.58	19.8	21.16	22	
		1	38	21.82	20.14	21.41	22.5	

Unless otherwise agreed in writing, this document is issued by the Company subject to its General Conditions of Service printed overleaf, available on request or accessible at <http://www.sgs.com/en/Terms-and-Conditions.aspx> and, for electronic format documents, subject to Terms and Conditions for Electronic Documents at <http://www.sgs.com/en/Terms-and-Conditions/Document.aspx>. Attention is drawn to the limitation of liability, indemnification and jurisdiction issues defined therein. Any holder of this document is advised that information contained hereon reflects the Company's findings at the time of its intervention only and within the limits of Client's instructions, if any. The Company's sole responsibility is to its Client and this document does not exonerate parties to a transaction from exercising all their rights and obligations under the transaction documents. This document cannot be reproduced except in full, without prior written approval of the Company. Any unauthorized alteration, forgery or falsification of the content or appearance of this document is unlawful and offenders may be prosecuted to the fullest extent of the law. Unless otherwise stated the results shown in this test report refer only to the sample(s) tested and such sample(s) are retained for 30 days only.

Attention: To check the authenticity of testing / inspection report & certificate, please contact us at telephone: (86-755) 8307 1443, or email: CN.Doccheck@sgs.com

No.10, Weiye Road, Innovation Park, Kunshan, Jiangsu, China 215300

t(86-512)57355888 f(86-512)57370818 www.sgs.com

中国·江苏·昆山市留学院创业园伟业路10号 邮编 215300

t(86-512)57355888 f(86-512)57370818 sgs.china@sgs.com



Compliance Certification Services (Kunshan) Inc.
EMC Laboratory

Bandwidth	Modulation	RB size	RB offset	Channel	Channel	Channel	Tune up
				39750	40620	41490	
20MHz	QPSK	1	0	22.68	22.62	23.1	23.5
		1	50	22.87	22.73	23.56	24
		1	99	22.48	22.55	23.25	24
		50	0	21.66	21.74	22.2	23
		50	25	21.78	21.98	22.2	23
	16QAM	50	50	21.65	21.82	22.12	23
		100	0	21.71	21.82	22.27	23
		1	0	22.05	21.08	22.47	23
		1	50	22.79	21.81	22.93	23.5
		1	99	21.94	22.04	22.74	23.5
		50	0	20.74	20.66	21.32	22
	64QAM	50	25	20.97	20.97	21.27	22
		50	50	20.73	20.69	20.96	21.5
		100	0	20.6	20.64	21.18	22
		1	0	20.15	21.23	20.33	22
		1	50	21.12	22.29	21.26	23
		1	99	20.19	21.07	21.12	22
		50	0	19.55	19.42	19.86	20.5
	50	25	19.77	19.63	19.86	20.5	
	50	50	19.65	19.52	19.53	20	
	100	0	19.62	19.62	19.52	20	

LTE Band 66				Conducted Power(dBm)			
Bandwidth	Modulation	RB size	RB offset	Channel	Channel	Channel	Tune up
				131979	132322	132665	
1.4MHz	QPSK	1	0	23.55	23.43	23.3	24
		1	2	23.5	23.51	23.52	24
		1	5	23.33	23.34	23.4	24
		3	0	23.31	23.3	23.23	24
		3	2	23.35	23.22	23.28	24
		3	3	23.37	23.47	23.33	24
		6	0	22.14	22.34	22.26	23
	16QAM	1	0	22.34	22.47	22.17	23

Unless otherwise agreed in writing, this document is issued by the Company subject to its General Conditions of Service printed overleaf, available on request or accessible at <http://www.sgs.com/en/Terms-and-Conditions.aspx> and, for electronic format documents, subject to Terms and Conditions for Electronic Documents at <http://www.sgs.com/en/Terms-and-Conditions/Terms-e-Documents.aspx>. Attention is drawn to the limitation of liability, indemnification and jurisdiction issues defined therein. Any holder of this document is advised that information contained hereon reflects the Company's findings at the time of its intervention only and within the limits of Client's instructions, if any. The Company's sole responsibility is to its Client and this document does not exonerate parties to a transaction from exercising all their rights and obligations under the transaction documents. This document cannot be reproduced except in full, without prior written approval of the Company. Any unauthorized alteration, forgery or falsification of the content or appearance of this document is unlawful and offenders may be prosecuted to the fullest extent of the law. Unless otherwise stated the results shown in this test report refer only to the sample(s) tested and such sample(s) are retained for 30 days only.

Attention: To check the authenticity of testing /inspection report & certificate, please contact us at telephone: (86-755) 8307 1443, or email: CN.Doccheck@sgs.com

No.10, Weiye Road, Innovation Park, Kunshan, Jiangsu, China 215300

t(86-512)57355888 f(86-512)57370818 www.sgsgroup.com.cn

中国·江苏·昆山市留学院创业园伟业路10号 邮编 215300

t(86-512)57355888 f(86-512)57370818 sgs.china@sgs.com



Compliance Certification Services (Kunshan) Inc.
EMC Laboratory

		1	2	22.51	23.01	22.27	23.5	
		1	5	22.29	23.06	22.03	23.5	
		3	0	22.22	22.36	22.27	23	
		3	2	22.09	22.48	22.6	23	
		3	3	22.12	22.14	22.68	23	
		6	0	21.01	21.18	21.54	22	
	64QAM	1	0	21.18	21.27	21.57	22	
		1	2	21.15	21.34	21.88	22.5	
		1	5	21.17	21.31	21.64	22	
		3	0	20.89	21.48	21.51	22	
		3	2	21.03	21.28	21.53	22	
		3	3	21.06	21.11	21.39	22	
		6	0	19.67	20	19.75	20.5	
Bandwidth	Modulation	RB size	RB offset	Channel	Channel	Channel	Tune up	
				131987	132322	132657		
3MHz	QPSK	1	0	23.42	23.51	23.12	24	
		1	7	23.16	23.47	23.47	24	
		1	14	23.63	23.59	23.46	24	
		8	0	22.21	22.46	22.2	23	
		8	4	22.21	22.37	22.14	23	
		8	7	22.3	22.41	22.26	23	
		15	0	22.25	22.33	22.35	23	
	16QAM	1	0	22.13	23	21.84	23.5	
		1	7	22.28	22.86	21.86	23.5	
		1	14	22.29	23.11	22.01	23.5	
		8	0	21.2	21.45	21.15	22	
		8	4	21.23	21.37	21.39	22	
		8	7	21.26	21.48	21.18	22	
		15	0	21.11	21.23	21.23	22	
	64QAM	1	0	21.21	21.79	21.48	22.5	
		1	7	21.47	21.52	21.18	22	
		1	14	21.51	21.2	21.31	22	
		8	0	19.79	20.09	20.2	20.5	
		8	4	20.06	20.03	20.15	20.5	
		8	7	20.18	20.11	20.1	20.5	
		15	0	20.05	20.15	20.14	20.5	
	Bandwidth	Modulation	RB size	RB offset	Channel	Channel	Channel	Tune up
					131997	132322	132647	
	5MHz	QPSK	1	0	23.14	23.43	22.75	24
1			13	23.3	23.33	22.85	24	
1			24	23.7	23.34	23.1	24.5	

Unless otherwise agreed in writing, this document is issued by the Company subject to its General Conditions of Service printed overleaf, available on request or accessible at <http://www.sgs.com/en/Terms-and-Conditions.aspx> and, for electronic format documents, subject to Terms and Conditions for Electronic Documents at <http://www.sgs.com/en/Terms-and-Conditions/Terms-e-Documents.aspx>. Attention is drawn to the limitation of liability, indemnification and jurisdiction issues defined therein. Any holder of this document is advised that information contained hereon reflects the Company's findings at the time of its intervention only and within the limits of Client's instructions, if any. The Company's sole responsibility is to its Client and this document does not exonerate parties to a transaction from exercising all their rights and obligations under the transaction documents. This document cannot be reproduced except in full, without prior written approval of the Company. Any unauthorized alteration, forgery or falsification of the content or appearance of this document is unlawful and offenders may be prosecuted to the fullest extent of the law. Unless otherwise stated the results shown in this test report refer only to the sample(s) tested and such sample(s) are retained for 30 days only.

Attention: To check the authenticity of testing / inspection report & certificate, please contact us at telephone: (86-755) 8307 1443, or email: CN.Doccheck@sgs.com

No.10, Weiye Road, Innovation Park, Kunshan, Jiangsu, China 215300

中国·江苏·昆山市留学生创业园伟业路10号 邮编 215300

t(86-512)57355888 f(86-512)57370818 www.sgs.com.cn

t(86-512)57355888 f(86-512)57370818 sgs.china@sgs.com



Compliance Certification Services (Kunshan) Inc.
EMC Laboratory

Bandwidth	Modulation	RB size	RB offset	Channel	Channel	Channel	Tune up	
				132022	132322	132622		
10MHz	16QAM	12	0	22.24	22.69	22.24	23	
		12	6	22.38	22.46	22.16	23	
		12	13	22.51	22.53	22.17	23	
		25	0	22.39	22.41	22.13	23	
		1	0	22.04	22.42	22.07	23	
		1	13	22.36	22.78	22.12	23.5	
		1	24	22.59	22.83	22.34	23.5	
		12	0	21.24	21.45	20.97	22	
	12	6	21.37	21.29	20.92	22		
	12	13	21.49	21.38	20.98	22		
	25	0	21.52	21.5	21.2	22		
	64QAM	1	0	20.5	21.74	21.89	22.5	
		1	13	20.54	21.78	21.09	22.5	
		1	24	21.29	21.81	21.17	22.5	
		12	0	20.14	20.42	20.25	21	
		12	6	20.03	20.32	20.07	21	
		12	13	20.2	20.31	20.1	21	
		25	0	20.07	20.13	20.11	20.5	
		1	0	23.29	24.09	22.68	24.5	
	QPSK	1	25	23.77	23.47	23.09	24.5	
		1	49	23.91	23.37	23.03	24.5	
		25	0	22.47	22.82	21.99	23.5	
		25	13	22.88	22.47	22.05	23.5	
		25	25	22.84	22.52	22.12	23.5	
		50	0	22.84	22.4	22.15	23.5	
		16QAM	1	0	22.29	23.44	21.76	24
			1	25	22.89	23.09	21.83	23.5
			1	49	23.04	23.2	21.76	23.5
			25	0	21.6	21.97	20.96	22.5
			25	13	21.74	21.28	21.1	22.5
			25	25	21.75	21.52	21.25	22.5
			50	0	21.67	21.38	21.27	22.5
64QAM			1	0	21.32	21.9	20.69	22.5
		1	25	21.9	21.56	20.93	22.5	
		1	49	22.05	21.43	20.97	22.5	
	25	0	20.44	20.47	19.95	21		
	25	13	20.51	20.02	20	21		
	25	25	20.67	20.16	20.13	21		
	50	0	20.62	20.13	20.06	21		

Unless otherwise agreed in writing, this document is issued by the Company subject to its General Conditions of Service printed overleaf, available on request or accessible at <http://www.sgs.com/en/Terms-and-Conditions.aspx> and, for electronic format documents, subject to Terms and Conditions for Electronic Documents at <http://www.sgs.com/en/Terms-and-Conditions/Terms-e-Documents.aspx>. Attention is drawn to the limitation of liability, indemnification and jurisdiction issues defined therein. Any holder of this document is advised that information contained hereon reflects the Company's findings at the time of its intervention only and within the limits of Client's instructions, if any. The Company's sole responsibility is to its Client and this document does not exonerate parties to a transaction from exercising all their rights and obligations under the transaction documents. This document cannot be reproduced except in full, without prior written approval of the Company. Any unauthorized alteration, forgery or falsification of the content or appearance of this document is unlawful and offenders may be prosecuted to the fullest extent of the law. Unless otherwise stated the results shown in this test report refer only to the sample(s) tested and such sample(s) are retained for 30 days only.

Attention: To check the authenticity of testing / inspection report & certificate, please contact us at telephone: (86-755) 8307 1443, or email: CN.Doccheck@sgs.com

No.10, Weiye Road, Innovation Park, Kunshan, Jiangsu, China 215300

t(86-512)57355888 f(86-512)57370818 www.sgs.com.cn

中国·江苏·昆山市留学院创业园伟业路10号 邮编 215300

t(86-512)57355888 f(86-512)57370818 sgs.china@sgs.com



Compliance Certification Services (Kunshan) Inc.
EMC Laboratory

Bandwidth	Modulation	RB size	RB offset	Channel	Channel	Channel	Tune up	
				132047	132322	132597		
15MHz	QPSK	1	0	23.42	24.02	22.87	24.5	
		1	38	24.11	23.55	22.91	24.5	
		1	74	24.2	23.18	22.56	24.5	
		36	0	22.66	22.88	21.82	23.5	
		36	18	22.96	22.48	21.84	23.5	
		36	39	22.98	22.49	22.07	23.5	
		75	0	22.86	22.55	22.05	23.5	
	16QAM	1	0	22.39	23.82	21.9	24.5	
		1	38	22.97	23.09	21.89	23.5	
		1	74	23.27	22.83	21.61	24	
		36	0	21.53	21.67	20.91	22	
		36	18	21.75	21.46	20.85	22.5	
		36	39	21.99	21.39	20.97	22.5	
		75	0	21.88	21.43	21.1	22.5	
	64QAM	1	0	21.26	21.96	21.32	22.5	
		1	38	21.91	21.27	21.25	22.5	
		1	74	22.31	21.06	20.91	23	
		36	0	20.47	20.72	19.87	21.5	
		36	18	20.63	20.47	19.7	21.5	
		36	39	20.84	20.39	20.23	21.5	
		75	0	20.62	20.44	20.23	21	
	Bandwidth	Modulation	RB size	RB offset	Channel	Channel	Channel	Tune up
					132072	132322	132572	
	20MHz	QPSK	1	0	22.97	24.33	22.95	25
1			50	24.01	23.96	22.95	24.5	
1			99	23.99	23.42	22.65	24.5	
50			0	22.93	22.96	21.93	23.5	
50			25	22.93	22.44	21.94	23.5	
50			50	23.08	22.48	21.98	23.5	
100			0	23.03	22.57	22.07	23.5	
16QAM		1	0	22.43	22.77	22.13	23.5	
		1	50	23.26	22.25	22.25	24	
		1	99	23.76	21.91	21.49	24.5	
		50	0	21.89	21.91	20.89	22.5	
		50	25	21.98	21.45	20.95	22.5	
		50	50	22.07	21.45	21	22.5	
		100	0	21.98	21.49	20.99	22.5	
64QAM		1	0	21.58	22.22	21.42	23	
		1	50	22.17	21.69	21.84	23	

Unless otherwise agreed in writing, this document is issued by the Company subject to its General Conditions of Service printed overleaf, available on request or accessible at <http://www.sgs.com/en/Terms-and-Conditions.aspx> and, for electronic format documents, subject to Terms and Conditions for Electronic Documents at <http://www.sgs.com/en/Terms-and-Conditions/Terms-e-Documents.aspx>. Attention is drawn to the limitation of liability, indemnification and jurisdiction issues defined therein. Any holder of this document is advised that information contained hereon reflects the Company's findings at the time of its intervention only and within the limits of Client's instructions, if any. The Company's sole responsibility is to its Client and this document does not exonerate parties to a transaction from exercising all their rights and obligations under the transaction documents. This document cannot be reproduced except in full, without prior written approval of the Company. Any unauthorized alteration, forgery or falsification of the content or appearance of this document is unlawful and offenders may be prosecuted to the fullest extent of the law. Unless otherwise stated the results shown in this test report refer only to the sample(s) tested and such sample(s) are retained for 30 days only.

Attention: To check the authenticity of testing / inspection report & certificate, please contact us at telephone: (86-755) 8307 1443, or email: CN.Doccheck@sgs.com

No.10, Weiye Road, Innovation Park, Kunshan, Jiangsu, China 215300

t(86-512)57355888 f(86-512)57370818 www.sgsgroup.com.cn

中国·江苏·昆山市留学生创业园伟业路10号 邮编 215300

t(86-512)57355888 f(86-512)57370818 sgs.china@sgs.com



Compliance Certification Services (Kunshan) Inc.
EMC Laboratory

	1	99	22.54	21.37	21	23
	50	0	20.85	20.78	19.8	21.5
	50	25	20.72	20.25	19.9	21.5
	50	50	21.08	20.39	19.91	21.5
	100	0	20.83	20.42	20.09	21.5

Sensor triggered

LTE Band 2				Conducted Power(dBm)				
Bandwidth	Modulation	RB size	RB offset	Channel	Channel	Channel	Tune up	
				18607	18900	19193		
1.4MHz	QPSK	1	0	15.24	14.97	14.82	16	
		1	2	15.16	14.97	14.82	16	
		1	5	15.13	15.04	14.74	16	
		3	0	15.17	15.04	14.84	16	
		3	2	15.16	15.04	14.94	16	
		3	3	15.01	15.02	14.84	15.5	
		6	0	14.01	14.02	13.69	14.5	
	16QAM	1	0	14.12	13.75	13.51	14.5	
		1	2	14.35	13.86	13.54	15	
		1	5	14.17	13.79	13.48	14.5	
		3	0	14.01	13.92	13.63	14.5	
		3	2	14.16	13.98	13.85	14.5	
		3	3	14.07	13.9	13.94	14.5	
		6	0	12.9	12.71	12.88	13.5	
	64QAM	1	0	13.12	12.83	13.04	13.5	
		1	2	12.97	12.82	13.13	13.5	
		1	5	13.1	12.88	13	13.5	
		3	0	13.19	13.11	12.93	13.5	
		3	2	13.22	13.06	12.9	14	
		3	3	13.24	12.92	12.83	14	
		6	0	11.03	10.59	9.94	11.5	
					18615	18900	19185	
	3MHz	QPSK	1	0	15.07	14.98	15.04	15.5
			1	7	15.26	15.05	15.07	16
1			14	15.06	14.95	14.7	15.5	
8			0	14.09	14.01	13.79	14.5	
8			4	14.09	14.08	13.79	14.5	

Unless otherwise agreed in writing, this document is issued by the Company subject to its General Conditions of Service printed overleaf, available on request or accessible at <http://www.sgs.com/en/Terms-and-Conditions.aspx> and, for electronic format documents, subject to Terms and Conditions for Electronic Documents at <http://www.sgs.com/en/Terms-and-Conditions/Terms-e-Documents.aspx>. Attention is drawn to the limitation of liability, indemnification and jurisdiction issues defined therein. Any holder of this document is advised that information contained hereon reflects the Company's findings at the time of its intervention only and within the limits of Client's instructions, if any. The Company's sole responsibility is to its Client and this document does not exonerate parties to a transaction from exercising all their rights and obligations under the transaction documents. This document cannot be reproduced except in full, without prior written approval of the Company. Any unauthorized alteration, forgery or falsification of the content or appearance of this document is unlawful and offenders may be prosecuted to the fullest extent of the law. Unless otherwise stated the results shown in this test report refer only to the sample(s) tested and such sample(s) are retained for 30 days only.

Attention: To check the authenticity of testing /inspection report & certificate, please contact us at telephone: (86-755) 8307 1443, or email: CN.Doccheck@sgs.com

No.10, Weiye Road, Innovation Park, Kunshan, Jiangsu, China 215300

中国·江苏·昆山市留学生创业园伟业路10号 邮编 215300

t(86-512)57355888 f(86-512)57370818 www.sgsgroup.com.cn

t(86-512)57355888 f(86-512)57370818 sgs.china@sgs.com



	16QAM	8	7	14.09	14	13.74	14.5	
		15	0	14.07	13.91	13.76	14.5	
		1	0	14.46	14.07	14.28	15	
		1	7	14.66	14.15	14.34	15	
		1	14	14.65	13.7	14.28	15	
		8	0	13.23	12.8	12.9	14	
		8	4	12.97	12.79	12.88	13.5	
		8	7	12.87	12.74	12.91	13.5	
		15	0	12.86	13.12	12.77	13.5	
	64QAM	1	0	12.72	12.55	13.26	14	
		1	7	12.98	12.5	13.61	14	
		1	14	12.63	12.65	13.41	14	
		8	0	10.63	10.5	9.92	11	
		8	4	10.76	10.59	10.07	11.5	
		8	7	10.68	10.55	10.05	11.5	
		15	0	10.91	10.56	9.85	11.5	
	Bandwidth	Modulation	RB size	RB offset	Channel	Channel	Channel	Tune up
					18625	18900	19175	
5MHz	QPSK	1	0	14.84	14.85	14.6	15.5	
		1	13	15.15	14.92	14.83	15.5	
		1	24	14.78	14.63	14.55	15.5	
		12	0	13.97	13.93	13.71	14.5	
		12	6	14.03	14.02	13.82	14.5	
		12	13	13.91	13.98	13.7	14.5	
		25	0	13.95	13.98	13.74	14.5	
	16QAM	1	0	13.32	13.76	13.62	14.5	
		1	13	13.71	14.71	13.77	15	
		1	24	13.51	14.2	13.53	14.5	
		12	0	13.07	13.01	12.58	13.5	
		12	6	13.18	12.9	12.81	13.5	
		12	13	12.94	12.87	12.78	13.5	
		25	0	13.02	13.02	12.75	13.5	
	64QAM	1	0	12.58	13.33	12.25	14	
		1	13	12.99	13.26	12.36	14	
		1	24	12.81	12.79	12.07	13.5	
		12	0	10.54	10.43	9.78	11	
		12	6	10.71	10.53	9.9	11	
		12	13	10.58	10.39	9.83	11	
		25	0	10.59	10.41	9.62	11	
	Bandwidth	Modulation	RB size	RB offset	Channel	Channel	Channel	Tune up
					18650	18900	19150	

Unless otherwise agreed in writing, this document is issued by the Company subject to its General Conditions of Service printed overleaf, available on request or accessible at <http://www.sgs.com/en/Terms-and-Conditions.aspx> and, for electronic format documents, subject to Terms and Conditions for Electronic Documents at <http://www.sgs.com/en/Terms-and-Conditions/Terms-e-Document.aspx>. Attention is drawn to the limitation of liability, indemnification and jurisdiction issues defined therein. Any holder of this document is advised that information contained hereon reflects the Company's findings at the time of its intervention only and within the limits of Client's instructions, if any. The Company's sole responsibility is to its Client and this document does not exonerate parties to a transaction from exercising all their rights and obligations under the transaction documents. This document cannot be reproduced except in full, without prior written approval of the Company. Any unauthorized alteration, forgery or falsification of the content or appearance of this document is unlawful and offenders may be prosecuted to the fullest extent of the law. Unless otherwise stated the results shown in this test report refer only to the sample(s) tested and such sample(s) are retained for 30 days only.

Attention: To check the authenticity of testing /inspection report & certificate, please contact us at telephone: (86-755) 8307 1443, or email: CN.Doccheck@sgs.com

No.10, Weiye Road, Innovation Park, Kunshan, Jiangsu, China 215300

中国·江苏·昆山市留学生创业园伟业路10号 邮编 215300

t(86-512)57355888 f(86-512)57370818 www.sgs.com.cn

t(86-512)57355888 f(86-512)57370818 sgs.china@sgs.com



Compliance Certification Services (Kunshan) Inc.
EMC Laboratory

10MHz	QPSK	1	0	15.16	15.14	14.86	16
		1	25	15.27	15.44	15.25	16
		1	49	15.05	14.87	14.79	15.5
		25	0	14.07	14	13.79	14.5
		25	13	14.05	14.06	13.85	14.5
		25	25	13.95	14.01	13.75	14.5
		50	0	13.99	14.06	13.84	14.5
	16QAM	1	0	14.67	14.66	13.97	15
		1	25	14.73	14.78	13.99	15.5
		1	49	14.35	14.54	13.53	15
		25	0	13.2	13.2	12.86	13.5
		25	13	13.16	13.11	12.86	13.5
		25	25	12.83	12.99	12.89	13.5
		50	0	12.88	13.2	12.81	13.5
	64QAM	1	0	13.31	13.55	12.55	14
		1	25	13.81	13.08	13.03	14.5
		1	49	13.6	12.63	12.48	14
		25	0	10.48	10.38	9.55	11
		25	13	10.79	10.61	9.89	11.5
		25	25	10.54	10.43	9.6	11
		50	0	10.58	10.41	9.7	11
Bandwidth	Modulation	RB size	RB offset	Channel	Channel	Channel	Tune up
				18675	18900	19125	
15MHz	QPSK	1	0	15.11	15.02	14.59	15.5
		1	38	15.21	15.25	14.69	16
		1	74	15.02	14.73	14.54	15.5
		36	0	14	13.99	13.83	15
		36	18	14.05	14.05	13.78	15
		36	39	14.02	13.81	13.76	15
		75	0	14.01	14	13.82	15
	16QAM	1	0	14.5	14.48	13.73	15
		1	38	15.33	15.12	14.08	16
		1	74	14.34	14.26	13.33	15
		36	0	13.05	13.04	12.84	13.5
		36	18	13.09	13.22	12.81	13.5
		36	39	12.91	13.11	12.7	13.5
		75	0	12.96	12.96	12.85	13.5
	16QAM	1	0	13.69	12.23	12.69	14
		1	38	13.84	13.12	13.21	14.5
		1	74	13.6	12.47	12.73	14
		36	0	10.43	10.22	9.72	11
		36	18	10.76	10.49	9.74	11.5

Unless otherwise agreed in writing, this document is issued by the Company subject to its General Conditions of Service printed overleaf, available on request or accessible at <http://www.sgs.com/en/Terms-and-Conditions.aspx> and, for electronic format documents, subject to Terms and Conditions for Electronic Documents at <http://www.sgs.com/en/Terms-and-Conditions/Terms-e-Documents.aspx>. Attention is drawn to the limitation of liability, indemnification and jurisdiction issues defined therein. Any holder of this document is advised that information contained hereon reflects the Company's findings at the time of its intervention only and within the limits of Client's instructions, if any. The Company's sole responsibility is to its Client and this document does not exonerate parties to a transaction from exercising all their rights and obligations under the transaction documents. This document cannot be reproduced except in full, without prior written approval of the Company. Any unauthorized alteration, forgery or falsification of the content or appearance of this document is unlawful and offenders may be prosecuted to the fullest extent of the law. Unless otherwise stated the results shown in this test report refer only to the sample(s) tested and such sample(s) are retained for 30 days only.

Attention: To check the authenticity of testing / inspection report & certificate, please contact us at telephone: (86-755) 8307 1443, or email: CN.Doccheck@sgs.com

No.10, Weiye Road, Innovation Park, Kunshan, Jiangsu, China 215300

t(86-512)57355888 f(86-512)57370818 www.sgs.com.cn

中国·江苏·昆山市留学生创业园伟业路10号 邮编 215300

t(86-512)57355888 f(86-512)57370818 sgs.china@sgs.com



Compliance Certification Services (Kunshan) Inc.
EMC Laboratory

Bandwidth	Modulation	36	39	10.33	10.37	9.46	11	
		75	0	10.39	10.23	9.66	11	
		RB size	RB offset	Channel	Channel	Channel	Tune up	
20MHz	QPSK			18700	18900	19100		
		1	0	14.84	14.67	14.79	16	
		1	50	14.88	14.76	14.91	16	
		1	99	14.76	14.9	14.52	16	
		50	0	13.94	14.05	13.85	15	
		50	25	14.09	14.05	14.22	15	
	16QAM	50	50	14.01	13.98	13.71	15	
		100	0	14.05	14	13.82	15	
		1	0	14.36	14.07	14.69	15	
		1	50	14.97	14.22	14.73	15.5	
		1	99	14.27	13.92	14.57	15	
		50	0	13.13	13.11	12.95	13.5	
	64QAM	50	25	13.13	13.05	12.84	13.5	
		50	50	13.05	12.94	12.65	13.5	
		100	0	13.08	13.03	12.73	13.5	
		1	0	13.28	13.58	12.98	14	
		1	50	13.65	13.79	13.48	14.5	
		1	99	12.96	13.2	12.79	13.5	
			50	0	10.43	10.31	10.14	11
			50	25	10.67	10.58	10.05	11
			50	50	10.23	10.43	9.56	11
			100	0	10.31	10.33	9.9	11

LTE Band 4				Conducted Power(dBm)			
Bandwidth	Modulation	RB size	RB offset	Channel	Channel	Channel	Tune up
				19957	20175	20393	
1.4MHz	QPSK	1	0	18.9	18.53	17.82	19.5
		1	2	18.77	18.62	17.93	19.5
		1	5	18.8	18.55	18.11	19.5
		3	0	18.72	18.6	17.92	19.5
		3	2	18.64	18.67	18.04	19.5
		3	3	18.71	18.48	17.98	19.5
	16QAM	6	0	17.61	17.66	17.05	18
		1	0	18.17	17.38	16.71	19
		1	2	18.34	17.4	17.29	19
		1	5	18.4	17.4	17.27	19
		3	0	17.53	17.65	17.08	18.5

Unless otherwise agreed in writing, this document is issued by the Company subject to its General Conditions of Service printed overleaf, available on request or accessible at <http://www.sgs.com/en/Terms-and-Conditions.aspx> and, for electronic format documents, subject to Terms and Conditions for Electronic Documents at <http://www.sgs.com/en/Terms-and-Conditions/Terms-e-Documents.aspx>. Attention is drawn to the limitation of liability, indemnification and jurisdiction issues defined therein. Any holder of this document is advised that information contained hereon reflects the Company's findings at the time of its intervention only and within the limits of Client's instructions, if any. The Company's sole responsibility is to its Client and this document does not exonerate parties to a transaction from exercising all their rights and obligations under the transaction documents. This document cannot be reproduced except in full, without prior written approval of the Company. Any unauthorized alteration, forgery or falsification of the content or appearance of this document is unlawful and offenders may be prosecuted to the fullest extent of the law. Unless otherwise stated the results shown in this test report refer only to the sample(s) tested and such sample(s) are retained for 30 days only.

Attention: To check the authenticity of testing /inspection report & certificate, please contact us at telephone: (86-755) 8307 1443, or email: CN.Doccheck@sgs.com

No.10, Weiye Road, Innovation Park, Kunshan, Jiangsu, China 215300

中国·江苏·昆山市留学生创业园伟业路10号 邮编 215300

t(86-512)57355888 f(86-512)57370818 www.sgs.com.cn

t(86-512)57355888 f(86-512)57370818 sgs.china@sgs.com



Bandwidth	Modulation	RB size	RB offset	Channel	Channel	Channel	Tune up
				19965	20175	20385	
3MHz	64QAM	3	2	17.65	17.63	17.16	18.5
		3	3	17.66	17.45	17.15	18.5
		6	0	16.53	16.27	15.95	17
		1	0	16.31	16.4	16.25	17
		1	2	16.53	16.45	16.39	17.5
		1	5	16.34	16.39	16.35	17
		3	0	16.66	16.75	16.15	17.5
		3	2	16.7	16.67	15.96	17
		3	3	16.78	16.72	15.96	17.5
		6	0	15.7	15.57	14.88	16
3MHz	QPSK	1	0	18.76	18.67	17.87	19.5
		1	7	18.84	18.67	18.15	19.5
		1	14	18.68	18.4	18.03	19.5
		8	0	17.7	17.68	17.03	18.5
		8	4	17.68	17.68	17.07	18.5
		8	7	17.69	17.67	17.07	18.5
		15	0	17.67	17.64	17	18.5
	16QAM	1	0	18.17	18.15	16.85	19
		1	7	18.28	18.33	17.08	19
		1	14	18.09	17.9	16.92	19
		8	0	16.66	17.01	15.81	18
		8	4	16.75	16.56	15.85	17.5
		8	7	16.8	16.57	15.82	17.5
		15	0	16.56	16.55	16.09	17
	64QAM	1	0	17.2	16.36	15.63	18
		1	7	17.5	16.55	15.87	18
		1	14	17.36	16.15	15.76	18
		8	0	15.98	15.6	14.9	16.5
		8	4	15.62	15.5	14.69	16
		8	7	15.58	15.51	14.68	16
15		0	15.59	15.72	14.9	16	
5MHz	QPSK	1	0	18.43	18.44	17.82	19
		1	13	18.68	18.56	18.17	19
1		24	18.44	18.02	18	19	
12		0	17.74	17.61	16.98	18.5	
12		6	17.83	17.66	17.12	18.5	
12		13	17.73	17.53	17.14	18.5	
25		0	17.76	17.6	17.03	18.5	
16QAM	1	0	17.01	17.94	16.92	18.5	

Unless otherwise agreed in writing, this document is issued by the Company subject to its General Conditions of Service printed overleaf, available on request or accessible at <http://www.sgs.com/en/Terms-and-Conditions.aspx> and, for electronic format documents, subject to Terms and Conditions for Electronic Documents at <http://www.sgs.com/en/Terms-and-Conditions/Terms-e-Documents.aspx>. Attention is drawn to the limitation of liability, indemnification and jurisdiction issues defined therein. Any holder of this document is advised that information contained hereon reflects the Company's findings at the time of its intervention only and within the limits of Client's instructions, if any. The Company's sole responsibility is to its Client and this document does not exonerate parties to a transaction from exercising all their rights and obligations under the transaction documents. This document cannot be reproduced except in full, without prior written approval of the Company. Any unauthorized alteration, forgery or falsification of the content or appearance of this document is unlawful and offenders may be prosecuted to the fullest extent of the law. Unless otherwise stated the results shown in this test report refer only to the sample(s) tested and such sample(s) are retained for 30 days only.

Attention: To check the authenticity of testing / inspection report & certificate, please contact us at telephone: (86-755) 8307 1443, or email: CN.Doccheck@sgs.com

No.10, Weiye Road, Innovation Park, Kunshan, Jiangsu, China 215300

中国·江苏·昆山市留学生创业园伟业路10号 邮编 215300

t(86-512)57355888 f(86-512)57370818 www.sgs.com.cn

t(86-512)57355888 f(86-512)57370818 sgs.china@sgs.com



Compliance Certification Services (Kunshan) Inc.
EMC Laboratory

Bandwidth	Modulation	RB size	RB offset	Channel	Channel	Channel	Tune up	
				20000	20175	20350		
10MHz	QPSK	1	0	18.84	18.82	18.26	19.5	
		1	25	19.17	19.03	18.51	19.5	
		1	49	18.87	18.18	18.13	19.5	
		25	0	17.87	17.72	17.18	18.5	
		25	13	17.91	17.71	17.18	18.5	
		25	25	17.89	17.48	17.12	18.5	
		50	0	17.88	17.56	17.22	18.5	
		16QAM	1	0	18.53	18.32	17.35	19
			1	25	19.15	18.36	18.01	19.5
			1	49	18.14	17.94	17.08	18.5
			25	0	16.93	16.76	16.39	17.5
			25	13	17.03	16.45	16.47	17.5
	25		25	17.04	16.29	16.38	17.5	
	64QAM	50	0	16.89	16.62	16.09	17.5	
		1	0	16.86	17.18	15.96	17.5	
		1	25	17.56	16.56	16.48	18	
		1	49	17.47	15.97	15.76	18	
		25	0	16.07	15.77	15.17	16.5	
		25	13	16.21	15.55	15.23	16.5	
		25	25	15.93	15.37	15.13	16.5	
		50	0	15.82	15.45	15.17	16.5	
	Bandwidth	Modulation	RB size	RB offset	Channel	Channel	Channel	Tune up
					20025	20175	20325	
	15MHz	QPSK	1	0	18.8	18.69	18.38	19.5
1			38	18.99	18.74	18.25	19.5	
1			74	18.76	18.26	17.91	19.5	
36			0	17.93	17.73	17.32	18.5	
36			18	18.01	17.7	17.3	18.5	

Unless otherwise agreed in writing, this document is issued by the Company subject to its General Conditions of Service printed overleaf, available on request or accessible at <http://www.sgs.com/en/Terms-and-Conditions.aspx> and, for electronic format documents, subject to Terms and Conditions for Electronic Documents at <http://www.sgs.com/en/Terms-and-Conditions/Terms-e-Documents.aspx>. Attention is drawn to the limitation of liability, indemnification and jurisdiction issues defined therein. Any holder of this document is advised that information contained hereon reflects the Company's findings at the time of its intervention only and within the limits of Client's instructions, if any. The Company's sole responsibility is to its Client and this document does not exonerate parties to a transaction from exercising all their rights and obligations under the transaction documents. This document cannot be reproduced except in full, without prior written approval of the Company. Any unauthorized alteration, forgery or falsification of the content or appearance of this document is unlawful and offenders may be prosecuted to the fullest extent of the law. Unless otherwise stated the results shown in this test report refer only to the sample(s) tested and such sample(s) are retained for 30 days only.

Attention: To check the authenticity of testing /inspection report & certificate, please contact us at telephone: (86-755) 8307 1443, or email: CN.Doccheck@sgs.com

No.10, Weiye Road, Innovation Park, Kunshan, Jiangsu, China 215300

中国·江苏·昆山市留学院创业园伟业路10号 邮编 215300

t(86-512)57355888 f(86-512)57370818 www.sgsgroup.com.cn

t(86-512)57355888 f(86-512)57370818 sgs.china@sgs.com



Compliance Certification Services (Kunshan) Inc.
EMC Laboratory

Bandwidth	Modulation	RB size	RB offset	Channel	Channel	Channel	Tune up
				20050	20175	20300	
20MHz	16QAM	36	39	17.89	17.36	17.13	18.5
		75	0	17.96	17.66	17.28	18.5
		1	0	18.47	18.41	17.48	19
		1	38	19.26	18.53	17.52	20
		1	74	18.3	17.73	16.72	19
		36	0	16.92	17.01	16.15	18
		36	18	17.16	16.75	16.39	18
		36	39	17.02	16.2	16.2	18
		75	0	16.93	16.69	16.31	17.5
		75	0	17.36	16.47	16.53	18
	64QAM	1	0	17.36	16.47	16.53	18
		1	38	17.66	16.65	16.82	18
		1	74	17.41	16.07	16.11	18
		36	0	15.84	15.95	15.16	16.5
		36	18	16.16	15.8	15.35	17
		36	39	15.9	15.33	15.01	16.5
		75	0	15.99	15.68	15.1	16.5
		1	0	18.52	18.99	18.59	20
		1	50	19.01	19.03	18.45	20
		1	99	18.47	18.34	17.96	20
16QAM	50	0	17.92	18.03	17.53	19	
	50	25	17.76	17.69	17.38	19	
	50	50	17.89	17.42	17.17	19	
	100	0	17.88	17.69	17.41	19	
	1	0	18.05	17.95	18.5	19	
	1	50	18.81	17.82	18.91	19.5	
	1	99	18.02	16.89	18.06	19	
	50	0	16.96	16.93	16.4	17.5	
	50	25	17.05	16.61	16.42	18	
	50	50	16.83	16.44	16.23	17.5	
	100	0	16.9	16.68	16.35	17.5	
	64QAM	1	0	16.96	17.42	16.73	18
		1	50	17.65	17.39	17.24	18
		1	99	16.89	16.66	16.29	17.5
		50	0	15.92	15.78	15.43	16.5
		50	25	16.06	15.61	15.43	17
		50	50	15.96	15.36	15.24	16.5
		100	0	15.85	15.6	15.26	16.5

LTE Band 7				Conducted Power(dBm)			
Bandwidth	Modulation	RB size	RB	Channel	Channel	Channel	Tune up

Unless otherwise agreed in writing, this document is issued by the Company subject to its General Conditions of Service printed overleaf, available on request or accessible at <http://www.sgs.com/en/Terms-and-Conditions.aspx> and, for electronic format documents, subject to Terms and Conditions for Electronic Documents at <http://www.sgs.com/en/Terms-and-Conditions/Terms-e-Documents.aspx>. Attention is drawn to the limitation of liability, indemnification and jurisdiction issues defined therein. Any holder of this document is advised that information contained hereon reflects the Company's findings at the time of its intervention only and within the limits of Client's instructions, if any. The Company's sole responsibility is to its Client and this document does not exonerate parties to a transaction from exercising all their rights and obligations under the transaction documents. This document cannot be reproduced except in full, without prior written approval of the Company. Any unauthorized alteration, forgery or falsification of the content or appearance of this document is unlawful and offenders may be prosecuted to the fullest extent of the law. Unless otherwise stated the results shown in this test report refer only to the sample(s) tested and such sample(s) are retained for 30 days only.

Attention: To check the authenticity of testing /inspection report & certificate, please contact us at telephone: (86-755) 8307 1443, or email: CN.Doccheck@sgs.com

No.10, Weiye Road, Innovation Park, Kunshan, Jiangsu, China 215300
 中国·江苏·昆山市留学院创业园伟业路10号 邮编 215300

t(86-512)57355888 f(86-512)57370818 www.sgs.com.cn
 t(86-512)57355888 f(86-512)57370818 sgs.china@sgs.com



			offset	20775	21100	21425	
5MHz	QPSK	1	0	13.27	12.74	13.29	14
		1	13	13.27	12.85	13.66	14
		1	24	12.93	12.6	13.37	14
		12	0	12.22	12.02	12.55	13
		12	6	12.31	12.12	12.6	13
		12	13	12.14	12.03	12.54	13
		25	0	12.16	12.1	12.56	13
	16QAM	1	0	11.87	12.32	12.41	13
		1	13	11.98	12.76	12.77	13.5
		1	24	11.31	12.17	12.39	13
		12	0	10.03	9.82	10.04	11
		12	6	10.29	10.02	10.16	11
		12	13	9.93	9.79	9.78	10.5
		25	0	10.12	9.78	9.99	11
	64QAM	1	0	9.72	9.64	9.94	10.5
		1	13	10.33	10.33	10.37	11
		1	24	9.58	9.52	9.33	10
		12	0	8.96	8.81	9.22	10
		12	6	9.2	8.99	9.28	10
		12	13	8.85	8.75	8.91	9.5
		25	0	9.06	8.82	8.96	10
Bandwidth	Modulation	RB size	RB offset	Channel 20800	Channel 21100	Channel 21400	Tune up
10MHz	QPSK	1	0	13.4	12.98	13.45	14
		1	25	13.44	13.49	13.95	14.5
		1	49	12.86	12.95	13.58	14
		25	0	12.29	12.11	12.65	13
		25	13	12.28	12.14	12.7	13
		25	25	12.05	12.07	12.58	13
		50	0	12.05	12.06	12.59	13
	16QAM	1	0	13.17	12.48	12.4	14
		1	25	13.32	12.84	12.71	14
		1	49	12.03	12.46	12.38	13
		25	0	10	9.71	10.44	11
		25	13	10.15	9.9	10.48	11
		25	25	9.98	9.63	10	10.5
		50	0	9.91	9.68	10.19	11
	64QAM	1	0	9.72	9.41	9.73	10.5
		1	25	10.48	10.13	10.32	11
		1	49	9.67	9.3	8.86	10
		25	0	8.98	8.81	9.45	10
		25	13	9.12	8.97	9.48	10

Unless otherwise agreed in writing, this document is issued by the Company subject to its General Conditions of Service printed overleaf, available on request or accessible at <http://www.sgs.com/en/Terms-and-Conditions.aspx> and, for electronic format documents, subject to Terms and Conditions for Electronic Documents at <http://www.sgs.com/en/Terms-and-Conditions/Terms-e-Documents.aspx>. Attention is drawn to the limitation of liability, indemnification and jurisdiction issues defined therein. Any holder of this document is advised that information contained hereon reflects the Company's findings at the time of its intervention only and within the limits of Client's instructions, if any. The Company's sole responsibility is to its Client and this document does not exonerate parties to a transaction from exercising all their rights and obligations under the transaction documents. This document cannot be reproduced except in full, without prior written approval of the Company. Any unauthorized alteration, forgery or falsification of the content or appearance of this document is unlawful and offenders may be prosecuted to the fullest extent of the law. Unless otherwise stated the results shown in this test report refer only to the sample(s) tested and such sample(s) are retained for 30 days only.

Attention: To check the authenticity of testing /inspection report & certificate, please contact us at telephone: (86-755) 8307 1443, or email: CN.Doccheck@sgs.com

No.10, Weiye Road, Innovation Park, Kunshan, Jiangsu, China 215300

中国·江苏·昆山市留学院创业园伟业路10号 邮编 215300

t(86-512)57355888 f(86-512)57370818 www.sgsgroup.com.cn

t(86-512)57355888 f(86-512)57370818 sgs.china@sgs.com



Compliance Certification Services (Kunshan) Inc.
EMC Laboratory

Bandwidth	Modulation	RB size	RB offset	25	25	8.95	8.71	9	9.5	
				50	0	8.92	8.71	9.21	10	
Bandwidth	Modulation	RB size	RB offset	Channel	Channel	Channel	Tune up			
				20825	21100	21375				
15MHz	QPSK	1	0	13.35	12.86	13.15	14			
		1	38	13.22	13.07	13.44	14			
		1	74	12.69	12.97	13.42	14			
		36	0	12.21	12.09	12.4	13			
		36	18	11.98	12.12	12.52	13			
		36	39	11.86	12.04	12.56	13			
		75	0	11.95	12.04	12.54	13			
	16QAM	1	0	12.79	12.39	12.61	13.5			
		1	38	13.26	12.8	12.8	14			
		1	74	12.07	12.37	12.22	13			
		36	0	9.87	9.69	10.4	11			
		36	18	10.17	9.88	10.58	11			
		36	39	9.96	9.55	9.99	10.5			
		75	0	9.93	9.65	10.23	11			
	64QAM	1	0	9.48	9.37	10.24	11			
		1	38	10.49	10.06	10.84	11.5			
		1	74	9.66	9.19	9.26	10			
		36	0	8.88	8.74	9.42	10			
		36	18	9.18	8.92	9.57	10			
		36	39	8.98	8.58	8.96	9.5			
		75	0	8.94	8.63	9.25	10			
	Bandwidth	Modulation	RB size	RB offset	Channel	Channel	Channel	Tune up		
					20850	21100	21350			
	20MHz	QPSK	1	0	13.08	12.87	13.19	14		
1			50	12.64	13.51	13.31	14			
1			99	12.48	13.12	13.48	14			
50			0	12.01	12.42	12.35	13			
50			25	11.92	12.07	12.09	13			
50			50	11.73	12.05	12.06	13			
100			0	11.87	12.12	12.38	13			
16QAM		1	0	12.62	11.92	13.08	14			
		1	50	12.73	12.32	13.68	14			
		1	99	12.36	12.19	13.42	14			
		50	0	9.84	9.69	10.45	11			
		50	25	10.2	9.83	10.63	11			
		50	50	10.04	9.65	10.13	11			
		100	0	9.98	9.62	10.28	11			
64QAM		1	0	5.86	6.03	6.01	7			
		1	50	7.37	7.32	7.68	8			

Unless otherwise agreed in writing, this document is issued by the Company subject to its General Conditions of Service printed overleaf, available on request or accessible at <http://www.sgs.com/en/Terms-and-Conditions.aspx> and, for electronic format documents, subject to Terms and Conditions for Electronic Documents at <http://www.sgs.com/en/Terms-and-Conditions/Terms-e-Documents.aspx>. Attention is drawn to the limitation of liability, indemnification and jurisdiction issues defined therein. Any holder of this document is advised that information contained hereon reflects the Company's findings at the time of its intervention only and within the limits of Client's instructions, if any. The Company's sole responsibility is to its Client and this document does not exonerate parties to a transaction from exercising all their rights and obligations under the transaction documents. This document cannot be reproduced except in full, without prior written approval of the Company. Any unauthorized alteration, forgery or falsification of the content or appearance of this document is unlawful and offenders may be prosecuted to the fullest extent of the law. Unless otherwise stated the results shown in this test report refer only to the sample(s) tested and such sample(s) are retained for 30 days only.

Attention: To check the authenticity of testing / inspection report & certificate, please contact us at telephone: (86-755) 8307 1443, or email: CN.Doccheck@sgs.com

No.10, Weiye Road, Innovation Park, Kunshan, Jiangsu, China 215300

t(86-512)57355888 f(86-512)57370818 www.sgsgroup.com.cn

中国·江苏·昆山市留学生创业园伟业路10号 邮编 215300

t(86-512)57355888 f(86-512)57370818 sgs.china@sgs.com



Compliance Certification Services (Kunshan) Inc.
EMC Laboratory

		1	99	6.73	6.55	5.86	7.5
		50	0	8.9	8.75	9.53	10
		50	25	9.25	8.87	9.67	10
		50	50	9.1	8.69	9.17	10
		100	0	8.96	8.62	9.31	10

LTE Band 25				Conducted Power(dBm)				
Bandwidth	Modulation	RB size	RB offset	Channel	Channel	Channel	Tune up	
				26047	26365	26683		
1.4MHz	QPSK	1	0	15.18	15.17	14.9	16	
		1	2	15.32	15.25	15.09	16	
		1	5	15.2	15.22	14.94	16	
		3	0	15.4	15.06	15.15	16	
		3	2	15.39	15.07	15.07	16	
		3	3	15.41	15.19	14.98	16	
	16QAM	6	0	14.24	14	14.07	15	
		1	0	14.67	13.88	13.77	15	
		1	2	14.94	14.23	14.28	15.5	
		1	5	14.96	14.12	14.14	15.5	
		3	0	14.27	14.05	14.04	15	
		3	2	14.23	14.15	14.11	15	
	64QAM	3	3	14.25	14.08	13.97	15	
		6	0	13.33	12.8	13.13	14	
		1	0	13.3	12.94	13.27	14	
		1	2	13.21	12.97	13.39	14	
		1	5	12.98	12.88	12.87	13.5	
		3	0	13.37	13.06	13.43	14	
	3MHz	QPSK	3	2	13.61	12.92	13.41	14
			3	3	13.6	13	13.16	14
			6	0	11	10.6	8.98	11.5
			1	0	15.31	15.24	15.06	16
			1	7	15.42	15.31	15.27	16
			1	14	15.19	15.11	14.97	16
16QAM	QPSK	8	0	14.18	14.08	14.03	15	
		8	4	14.17	14.04	14.04	15	
		8	7	14.19	14.04	14.04	15	
		15	0	14.15	14.09	14.11	15	
		1	0	14.08	14.53	14.48	15	
		1	7	14.3	14.49	14.49	15	
3MHz	16QAM	1	14	13.98	14.49	14.49	15	

Unless otherwise agreed in writing, this document is issued by the Company subject to its General Conditions of Service printed overleaf, available on request or accessible at <http://www.sgs.com/en/Terms-and-Conditions.aspx> and, for electronic format documents, subject to Terms and Conditions for Electronic Documents at <http://www.sgs.com/en/Terms-and-Conditions/Terms-e-Documents.aspx>. Attention is drawn to the limitation of liability, indemnification and jurisdiction issues defined therein. Any holder of this document is advised that information contained hereon reflects the Company's findings at the time of its intervention only and within the limits of Client's instructions, if any. The Company's sole responsibility is to its Client and this document does not exonerate parties to a transaction from exercising all their rights and obligations under the transaction documents. This document cannot be reproduced except in full, without prior written approval of the Company. Any unauthorized alteration, forgery or falsification of the content or appearance of this document is unlawful and offenders may be prosecuted to the fullest extent of the law. Unless otherwise stated the results shown in this test report refer only to the sample(s) tested and such sample(s) are retained for 30 days only.

Attention: To check the authenticity of testing /inspection report & certificate, please contact us at telephone: (86-755) 8307 1443, or email: CN.Doccheck@sgs.com

No.10, Weiye Road, Innovation Park, Kunshan, Jiangsu, China 215300
 中国·江苏·昆山市留学院创业园伟业路10号 邮编 215300

t(86-512)57355888 f(86-512)57370818 www.sgs.com.cn
 t(86-512)57355888 f(86-512)57370818 sgs.china@sgs.com



Bandwidth	Modulation	RB size	RB offset	Channel	Channel	Channel	Tune up
				26065	26365	26665	
5MHz	64QAM	8	0	13.06	13.15	13.4	14
		8	4	13.07	13.14	13.28	14
		8	7	13.23	13.33	12.91	14
		15	0	13.23	13.01	13.09	14
		1	0	12.79	13.61	12.79	14
		1	7	13.12	13.84	13.05	14.5
		1	14	13.04	13.65	12.27	14
		8	0	10.86	10.73	9.58	11.5
		8	4	10.98	10.8	9.43	11.5
		8	7	10.9	10.77	9.1	11.5
	15	0	10.91	10.63	9.61	11.5	
	QPSK	1	0	15.25	14.92	14.79	16
			13	15.26	15.03	15.19	16
			24	15.01	14.68	14.75	16
			0	14.16	14.13	14.07	15
			6	14.23	14.12	14.1	15
			13	14.14	14.09	13.95	15
		12	0	14.2	14.03	14.07	15
			13	13.72	14.27	13.95	15
			13	13.99	14.79	13.97	15.5
24			13.77	14.25	12.89	15	
0			13.35	13.04	13.16	14	
6			13.39	13.02	12.99	14	
25		13	13.25	13	12.85	14	
		0	13.36	13.1	13.08	14	
		0	12.72	13.28	12.6	14	
		13	13.14	13.41	12.67	14	
		24	13	12.91	12.22	13.5	
		0	10.7	10.54	9.88	11.5	
64QAM	6	10.87	10.65	9.93	11.5		
	13	10.65	10.54	9.41	11		
	0	10.74	10.55	9.56	11.5		
	0	15.41	15.11	15.23	16		
	25	15.57	15.53	15.58	16		
	49	15.22	14.98	14.96	16		
10MHz	QPSK	0	14.32	14.11	14.13	15	
		13	14.29	14.16	14.12	15	
		25	14.25	14.05	14.05	15	
		0	14.26	14.11	14.06	15	
		0	15.41	15.11	15.23	16	
		25	15.57	15.53	15.58	16	

Unless otherwise agreed in writing, this document is issued by the Company subject to its General Conditions of Service printed overleaf, available on request or accessible at <http://www.sgs.com/en/Terms-and-Conditions.aspx> and, for electronic format documents, subject to Terms and Conditions for Electronic Documents at <http://www.sgs.com/en/Terms-and-Conditions/Terms-e-Documents.aspx>. Attention is drawn to the limitation of liability, indemnification and jurisdiction issues defined therein. Any holder of this document is advised that information contained hereon reflects the Company's findings at the time of its intervention only and within the limits of Client's instructions, if any. The Company's sole responsibility is to its Client and this document does not exonerate parties to a transaction from exercising all their rights and obligations under the transaction documents. This document cannot be reproduced except in full, without prior written approval of the Company. Any unauthorized alteration, forgery or falsification of the content or appearance of this document is unlawful and offenders may be prosecuted to the fullest extent of the law. Unless otherwise stated the results shown in this test report refer only to the sample(s) tested and such sample(s) are retained for 30 days only.

Attention: To check the authenticity of testing / inspection report & certificate, please contact us at telephone: (86-755) 8307 1443, or email: CN.Doccheck@sgs.com

No.10, Weiye Road, Innovation Park, Kunshan, Jiangsu, China 215300

中国·江苏·昆山市留学院创业园伟业路10号 邮编 215300

t(86-512)57355888 f(86-512)57370818 www.sgs.com.cn

t(86-512)57355888 f(86-512)57370818 sgs.china@sgs.com



Compliance Certification Services (Kunshan) Inc.
EMC Laboratory

Bandwidth	Modulation	RB size	RB offset	Channel	Channel	Channel	Tune up	
				26115	26365	26615		
15MHz	16QAM	1	0	14.99	14.68	14.16	15.5	
		1	25	14.84	15.33	14.93	16	
		1	49	14.47	14.54	13.81	15	
		25	0	13.47	13.13	13.42	14	
		25	13	13.5	13.04	13.36	14	
		25	25	13.3	13.13	13.14	14	
		50	0	13.42	12.94	13.03	14	
	64QAM	1	0	13.87	12.97	12.81	14.5	
		1	25	14.1	13.08	13.44	15	
		1	49	13.74	12.92	12.56	14.5	
		25	0	10.65	10.52	9.77	11	
		25	13	10.87	10.75	10.07	11.5	
		25	25	10.51	10.59	9.59	11	
		50	0	10.65	10.47	9.67	11	
	20MHz	QPSK	1	0	15.27	15.09	14.93	16
			1	38	15.43	15.31	15.18	16
			1	74	15.08	14.88	14.81	16
			36	0	14.27	14.19	14.04	15
			36	18	14.25	14.16	14.08	15
			36	39	14.19	14.07	14.01	15
			75	0	14.26	14.05	14.01	15
		16QAM	1	0	14.67	14.76	14.29	15.5
			1	38	14.83	14.84	14.29	15.5
			1	74	14.38	14.47	13.38	15
			36	0	13.39	13.14	13.2	14
			36	18	13.28	13.3	13.2	14
			36	39	13.23	13.22	13	14
			75	0	13.25	13.03	13.12	14
64QAM		1	0	13.43	12.26	12.9	14	
		1	38	13.88	13.2	13.51	14.5	
		1	74	13.63	12.29	13.03	14	
		36	0	10.5	10.46	9.33	11	
		36	18	10.72	10.69	9.76	11.5	
		36	39	10.08	10.55	9.47	11	
		75	0	10.35	10.33	9.54	11	
20MHz		QPSK	1	0	15.1	15.33	15.07	16
			1	50	15.35	15.39	15.4	16
			1	99	14.97	15.03	14.84	16
			50	0	14.2	14.12	14.01	15

Unless otherwise agreed in writing, this document is issued by the Company subject to its General Conditions of Service printed overleaf, available on request or accessible at <http://www.sgs.com/en/Terms-and-Conditions.aspx> and, for electronic format documents, subject to Terms and Conditions for Electronic Documents at <http://www.sgs.com/en/Terms-and-Conditions/Terms-e-Documents.aspx>. Attention is drawn to the limitation of liability, indemnification and jurisdiction issues defined therein. Any holder of this document is advised that information contained hereon reflects the Company's findings at the time of its intervention only and within the limits of Client's instructions, if any. The Company's sole responsibility is to its Client and this document does not exonerate parties to a transaction from exercising all their rights and obligations under the transaction documents. This document cannot be reproduced except in full, without prior written approval of the Company. Any unauthorized alteration, forgery or falsification of the content or appearance of this document is unlawful and offenders may be prosecuted to the fullest extent of the law. Unless otherwise stated the results shown in this test report refer only to the sample(s) tested and such sample(s) are retained for 30 days only.

Attention: To check the authenticity of testing /inspection report & certificate, please contact us at telephone: (86-755) 8307 1443, or email: CN.Doccheck@sgs.com

No.10, Weiye Road, Innovation Park, Kunshan, Jiangsu, China 215300

中国·江苏·昆山市留学生创业园伟业路10号 邮编 215300

t(86-512)57355888 f(86-512)57370818 www.sgsgroup.com.cn

t(86-512)57355888 f(86-512)57370818 sgs.china@sgs.com



Compliance Certification Services (Kunshan) Inc.
EMC Laboratory

		50	25	14.06	14.1	14.22	15	
		50	50	14.09	13.96	13.97	15	
		100	0	14.2	14.09	14.03	15	
	16QAM	1	0	14.52	14.21	14.83	15.5	
		1	50	15.07	14.23	15.63	16	
		1	99	14.36	13.51	14.83	15.5	
		50	0	13.41	13.08	12.98	14	
		50	25	13.38	13.09	13.15	14	
		50	50	13.12	13.01	13.04	14	
	64QAM	100	0	13.18	13.05	13.04	14	
		1	0	13.46	13.72	13.05	14.5	
		1	50	13.78	13.97	13.99	14.5	
		1	99	13.23	13.26	12.4	14	
		50	0	10.49	10.38	9.48	11	
		50	25	10.42	10.62	9.78	11	
		50	50	9.98	10.51	9.58	11	
			100	0	10.26	10.27	9.57	11

LTE Band 38				Conducted Power(dBm)			Tune up
Bandwidth	Modulation	RB size	RB offset	Channel	Channel	Channel	
				37775	38000	38225	
5MHz	QPSK	1	0	16.24	16.02	15.95	17
		1	13	16.42	15.96	15.98	17
		1	24	15.89	15.68	15.51	16.5
		12	0	15.14	14.92	14.88	16
		12	6	15.4	15.19	14.96	16
		12	13	15.13	14.94	15.16	16
		25	0	15.35	14.9	14.84	16
	16QAM	1	0	14.75	14.98	15.07	16
		1	13	15.4	14.61	15.76	16.5
		1	24	14.64	14.39	15.17	16
		12	0	14.11	13.95	13.74	15
		12	6	14.05	13.96	13.96	15
		12	13	13.99	13.75	13.72	14.5
		25	0	14.02	13.71	13.95	15
	64QAM	1	0	13.24	13.73	13.95	14.5
		1	13	13.8	14.02	14.27	15
		1	24	13.32	13.82	13.91	14.5
		12	0	12.6	12.96	12.94	13.5
		12	6	12.88	12.99	12.96	13.5
		12	13	12.83	12.93	12.86	13.5
		25	0	13.3	13.02	13.14	14

Unless otherwise agreed in writing, this document is issued by the Company subject to its General Conditions of Service printed overleaf, available on request or accessible at <http://www.sgs.com/en/Terms-and-Conditions.aspx> and, for electronic format documents, subject to Terms and Conditions for Electronic Documents at <http://www.sgs.com/en/Terms-and-Conditions/Terms-e-Documents.aspx>. Attention is drawn to the limitation of liability, indemnification and jurisdiction issues defined therein. Any holder of this document is advised that information contained hereon reflects the Company's findings at the time of its intervention only and within the limits of Client's instructions, if any. The Company's sole responsibility is to its Client and this document does not exonerate parties to a transaction from exercising all their rights and obligations under the transaction documents. This document cannot be reproduced except in full, without prior written approval of the Company. Any unauthorized alteration, forgery or falsification of the content or appearance of this document is unlawful and offenders may be prosecuted to the fullest extent of the law. Unless otherwise stated the results shown in this test report refer only to the sample(s) tested and such sample(s) are retained for 30 days only.

Attention: To check the authenticity of testing / inspection report & certificate, please contact us at telephone: (86-755) 8307 1443, or email: CN.Doccheck@sgs.com

No.10, Weiye Road, Innovation Park, Kunshan, Jiangsu, China 215300

t(86-512)57355888 f(86-512)57370818 www.sgs.com.cn

中国·江苏·昆山市留学院创业园伟业路10号 邮编 215300

t(86-512)57355888 f(86-512)57370818 sgs.china@sgs.com



Compliance Certification Services (Kunshan) Inc.
EMC Laboratory

Bandwidth	Modulation	RB size	RB offset	Channel	Channel	Channel	Tune up	
				37800	38000	38200		
10MHz	QPSK	1	0	16.09	16.41	15.83	17	
		1	25	16.1	16.2	15.97	17	
		1	49	16.11	15.95	15.83	17	
		25	0	15.44	15.25	15.13	16	
		25	13	15.29	14.99	14.88	16	
		25	25	15.26	15.17	15.07	16	
	16QAM	50	0	15.47	15.16	15.04	16	
		1	0	15.14	15.67	15.16	16	
		1	25	14.72	15.85	15.62	16.5	
		1	49	14.7	15.07	15.37	16	
		25	0	14.04	14.28	13.72	15	
		25	13	14.09	14.05	14.03	15	
	64QAM	25	25	14.25	13.93	14.14	15	
		50	0	14.07	13.81	13.84	15	
		1	0	14.79	14.47	13.52	15.5	
		1	25	15.08	13.95	14.1	16	
		1	49	14.72	13.29	13.85	15	
		25	0	13.1	12.91	12.79	14	
		25	13	13.44	12.86	12.88	14	
		25	25	13.34	12.85	12.91	14	
	15MHz	64QAM	50	0	13.38	13.06	13	14
			36	0	13.34	13.33	12.93	14



Unless otherwise agreed in writing, this document is issued by the Company subject to its General Conditions of Service printed overleaf, available on request or accessible at <http://www.sgs.com/en/Terms-and-Conditions.aspx> and, for electronic format documents, subject to Terms and Conditions for Electronic Documents at <http://www.sgs.com/en/Terms-and-Conditions/Terms-e-Documents.aspx>. Attention is drawn to the limitation of liability, indemnification and jurisdiction issues defined therein. Any holder of this document is advised that information contained hereon reflects the Company's findings at the time of its intervention only and within the limits of Client's instructions, if any. The Company's sole responsibility is to its Client and this document does not exonerate parties to a transaction from exercising all their rights and obligations under the transaction documents. This document cannot be reproduced except in full, without prior written approval of the Company. Any unauthorized alteration, forgery or falsification of the content or appearance of this document is unlawful and offenders may be prosecuted to the fullest extent of the law. Unless otherwise stated the results shown in this test report refer only to the sample(s) tested and such sample(s) are retained for 30 days only.
Attention: To check the authenticity of testing /inspection report & certificate, please contact us at telephone: (86-755) 8307 1443, or email: CN.Doccheck@sgs.com
 No.10, Weiye Road, Innovation Park, Kunshan, Jiangsu, China 215300 t(86-512)57355888 f(86-512)57370818 www.sgsgroup.com.cn
 中国·江苏·昆山市留学生创业园伟业路10号 邮编 215300 t(86-512)57355888 f(86-512)57370818 sgs.china@sgs.com

Bandwidth	Modulation	RB size	RB offset	Channel	Channel	Channel	Tune up
				37850	38000	38150	
20MHz	QPSK	36	18	13.32	13.01	12.73	14
		36	39	13.21	12.83	12.69	14
		75	0	13.17	12.97	12.8	14
		1	0	15.65	15.62	15.78	16.5
		1	50	15.71	15.62	15.85	16.5
		1	99	15.48	15.41	15.68	16.5
		50	0	15.23	15.03	14.9	16
	50	25	15.33	15.29	15.44	16	
	50	50	15.16	14.86	15.01	16	
	100	0	15.24	15.27	14.84	16	
	16QAM	1	0	15.25	14.75	14.97	16
		1	50	16.07	15.42	16.07	17
		1	99	15.38	14.34	15.19	16
		50	0	14.53	14.26	13.94	15
		50	25	14.34	13.9	13.7	15
		50	50	14.13	14.01	13.58	15
		100	0	14.18	14	14.04	15
	64QAM	1	0	14.25	15.3	13.73	16
		1	50	14.95	15.22	14.08	16
		1	99	13.72	14.87	13.55	16.5
		50	0	13.11	12.98	12.73	14
		50	25	13.53	13.06	13.11	14
		50	50	13.03	12.93	12.9	14
		100	0	13.06	12.96	12.77	14

LTE Band 41				Conducted Power(dBm)			Tune up
Bandwidth	Modulation	RB size	RB offset	Channel	Channel	Channel	
				39675	40620	41565	
5MHz	QPSK	1	0	15.28	15.64	16.75	17.5
		1	13	15.48	15.72	16.77	17.5
		1	24	15.12	15.22	16.47	17
		12	0	14.6	14.89	15.67	16.5
		12	6	14.48	14.87	15.81	16.5
		12	13	14.27	14.78	15.54	16
		25	0	14.6	14.64	15.78	16.5
	16QAM	1	0	14.31	14.95	15.75	16.5
		1	13	14.06	15.31	15.95	16.5
		1	24	13.93	14.86	15.73	16.5
		12	0	13.54	13.63	14.53	15
		12	6	13.57	13.89	14.79	15.5

Unless otherwise agreed in writing, this document is issued by the Company subject to its General Conditions of Service printed overleaf, available on request or accessible at <http://www.sgs.com/en/Terms-and-Conditions.aspx> and, for electronic format documents, subject to Terms and Conditions for Electronic Documents at <http://www.sgs.com/en/Terms-and-Conditions/Terms-e-Documents.aspx>. Attention is drawn to the limitation of liability, indemnification and jurisdiction issues defined therein. Any holder of this document is advised that information contained hereon reflects the Company's findings at the time of its intervention only and within the limits of Client's instructions, if any. The Company's sole responsibility is to its Client and this document does not exonerate parties to a transaction from exercising all their rights and obligations under the transaction documents. This document cannot be reproduced except in full, without prior written approval of the Company. Any unauthorized alteration, forgery or falsification of the content or appearance of this document is unlawful and offenders may be prosecuted to the fullest extent of the law. Unless otherwise stated the results shown in this test report refer only to the sample(s) tested and such sample(s) are retained for 30 days only.

Attention: To check the authenticity of testing / inspection report & certificate, please contact us at telephone: (86-755) 8307 1443, or email: CN.Doccheck@sgs.com

No.10, Weiye Road, Innovation Park, Kunshan, Jiangsu, China 215300

中国·江苏·昆山市留学生创业园伟业路10号 邮编 215300

t(86-512)57355888 f(86-512)57370818 www.sgsgroup.com.cn

t(86-512)57355888 f(86-512)57370818 sgs.china@sgs.com



Compliance Certification Services (Kunshan) Inc.
EMC Laboratory

Bandwidth	Modulation	RB size	RB offset	Channel	Channel	Channel	Tune up	
				39700	40620	41540		
10MHz	64QAM	12	13	13.33	13.58	14.64	15	
		25	0	13.66	13.66	14.62	15	
		1	0	13.98	13.87	14.2	15	
		1	13	13.92	14.2	13.47	15	
		1	24	13.76	13.87	13.85	14.5	
		12	0	12.17	12.84	13.62	14	
		12	6	12.36	13.04	13.64	14	
		12	13	12.27	12.79	13.43	14	
		25	0	12.26	12.9	13.54	14	
	10MHz	QPSK	1	0	15.34	15.9	16.5	17
			1	25	15.2	15.84	16.64	17
			1	49	15.04	15.44	16.42	17
			25	0	14.58	14.93	15.78	16.5
			25	13	14.33	14.86	15.82	16.5
			25	25	14.43	14.8	15.82	16.5
			50	0	14.46	14.66	15.52	16
		16QAM	1	0	14.52	15.28	16.24	17
			1	25	14.23	15.17	16.34	17
			1	49	13.53	14.85	15.58	16
			25	0	13.38	13.68	14.59	15
			25	13	13.42	13.63	14.4	15
			25	25	13.23	13.48	14.36	15
			50	0	13.37	13.71	14.59	15
		64QAM	1	0	14.74	14.14	14.05	15.5
			1	25	14.05	13.28	14.91	15.5
			1	49	13.61	13.42	14.36	15
			25	0	12.27	12.82	13.73	14.5
			25	13	12.23	12.77	13.75	14.5
25			25	12.08	12.68	13.87	14.5	
50			0	12.47	12.53	13.56	14	
Bandwidth		Modulation	RB size	RB offset	Channel	Channel	Channel	Tune up
					39725	40620	41515	
15MHz		QPSK	1	0	15.53	15.7	16.44	17
			1	38	15.32	15.62	16.35	17
			1	74	14.88	15.42	16.51	17
			36	0	14.11	14.77	15.85	16.5
			36	18	14.1	14.67	15.62	16
	36		39	14.01	14.56	15.81	16.5	
	75		0	14.02	14.6	15.78	16.5	
	16QAM	1	0	14	14.62	15.5	16	
		1	38	13.88	15.23	16.21	17	

Unless otherwise agreed in writing, this document is issued by the Company subject to its General Conditions of Service printed overleaf, available on request or accessible at <http://www.sgs.com/en/Terms-and-Conditions.aspx> and, for electronic format documents, subject to Terms and Conditions for Electronic Documents at <http://www.sgs.com/en/Terms-and-Conditions/Terms-e-Documents.aspx>. Attention is drawn to the limitation of liability, indemnification and jurisdiction issues defined therein. Any holder of this document is advised that information contained hereon reflects the Company's findings at the time of its intervention only and within the limits of Client's instructions, if any. The Company's sole responsibility is to its Client and this document does not exonerate parties to a transaction from exercising all their rights and obligations under the transaction documents. This document cannot be reproduced except in full, without prior written approval of the Company. Any unauthorized alteration, forgery or falsification of the content or appearance of this document is unlawful and offenders may be prosecuted to the fullest extent of the law. Unless otherwise stated the results shown in this test report refer only to the sample(s) tested and such sample(s) are retained for 30 days only.

Attention: To check the authenticity of testing /inspection report & certificate, please contact us at telephone: (86-755) 8307 1443, or email: CN.Doccheck@sgs.com

No.10, Weiye Road, Innovation Park, Kunshan, Jiangsu, China 215300

中国·江苏·昆山市留学生创业园伟业路10号 邮编 215300

t(86-512)57355888 f(86-512)57370818 www.sgs.com.cn

t(86-512)57355888 f(86-512)57370818 sgs.china@sgs.com



Compliance Certification Services (Kunshan) Inc.
EMC Laboratory

Bandwidth	Modulation	RB size	RB offset	Channel	Channel	Channel	Tune up	
				39750	40620	41490		
20MHz	64QAM	1	74	13.59	14.66	15.48	16	
		36	0	12.98	13.92	14.64	15	
		36	18	12.94	13.82	14.77	15.5	
		36	39	12.84	13.73	14.69	15.5	
		75	0	13.29	13.65	14.8	15.5	
		1	0	14.57	13.62	15.17	16	
		1	38	13.84	13.13	15.32	16	
		1	74	13.28	13.32	14.77	15.5	
		36	0	12.31	13	13.59	14	
		36	18	12.23	12.91	13.53	14	
		36	39	12.13	12.72	13.67	14	
		75	0	12.04	12.83	13.73	14.5	
		QPSK	1	0	15.32	15.54	16.48	17
			1	50	15.22	15.59	16.77	17
	1		99	14.89	16.54	16.39	17	
	50		0	14.26	14.33	15.69	16	
	50		25	14.07	14.82	15.81	16	
	50		50	14.03	14.48	15.51	16	
	100		0	14.13	14.89	15.8	16.5	
	16QAM		1	0	14.47	14.3	16	16.5
			1	50	15.07	14.89	16.35	17
			1	99	14.64	14.28	15.93	16.5
			50	0	13.34	13.98	14.75	15.5
			50	25	13.38	13.76	14.94	15.5
			50	50	12.96	13.52	14.42	15
			100	0	13.01	13.48	14.78	15.5
	64QAM	1	0	13.1	14.64	14.28	15	
		1	50	13.68	15.09	14.81	16	
1		99	13.19	13.91	14.48	15		
50		0	12.11	12.79	13.65	14		
50		25	11.97	12.51	13.87	14.5		
50		50	11.74	12.5	13.74	14.5		
100		0	11.85	12.6	13.83	14.5		

LTE Band 66				Conducted Power(dBm)			
Bandwidth	Modulation	RB size	RB offset	Channel	Channel	Channel	Tune up
				131979	132322	132665	
1.4MHz	QPSK	1	0	18.55	18.07	18.46	19
		1	2	18.4	18.18	18.69	19
		1	5	18.4	18.14	18.5	19

Unless otherwise agreed in writing, this document is issued by the Company subject to its General Conditions of Service printed overleaf, available on request or accessible at <http://www.sgs.com/en/Terms-and-Conditions.aspx> and, for electronic format documents, subject to Terms and Conditions for Electronic Documents at <http://www.sgs.com/en/Terms-and-Conditions/Terms-e-Documents.aspx>. Attention is drawn to the limitation of liability, indemnification and jurisdiction issues defined therein. Any holder of this document is advised that information contained hereon reflects the Company's findings at the time of its intervention only and within the limits of Client's instructions, if any. The Company's sole responsibility is to its Client and this document does not exonerate parties to a transaction from exercising all their rights and obligations under the transaction documents. This document cannot be reproduced except in full, without prior written approval of the Company. Any unauthorized alteration, forgery or falsification of the content or appearance of this document is unlawful and offenders may be prosecuted to the fullest extent of the law. Unless otherwise stated the results shown in this test report refer only to the sample(s) tested and such sample(s) are retained for 30 days only.

Attention: To check the authenticity of testing / inspection report & certificate, please contact us at telephone: (86-755) 8307 1443, or email: CN.Doccheck@sgs.com

No.10, Weiye Road, Innovation Park, Kunshan, Jiangsu, China 215300

中国·江苏·昆山市留学生创业园伟业路10号 邮编 215300

t(86-512)57355888 f(86-512)57370818 www.sgsgroup.com.cn

t(86-512)57355888 f(86-512)57370818 sgs.china@sgs.com



		3	0	18.29	18.02	18.29	19	
		3	2	18.48	18.23	18.34	19	
		3	3	18.53	17.98	18.27	19	
		6	0	17.39	17.06	17.19	18	
	16QAM	1	0	18.02	17.05	17.87	19	
		1	2	18.07	17.36	17.97	19	
		1	5	17.99	17.4	17.76	18.5	
		3	0	17.23	17.2	17.29	18	
		3	2	17.4	17.27	17.37	18	
		3	3	17.36	17.08	17.26	18	
	64QAM	6	0	16.25	15.78	16.33	17	
		1	0	16.19	16.26	16.88	17.5	
		1	2	16.51	16.32	17.07	18	
		1	5	16.32	16.19	16.92	17.5	
		3	0	16.28	16.41	16.73	17.5	
		3	2	16.55	16.43	16.67	17.5	
		3	3	16.71	16.12	16.62	17.5	
		6	0	15.04	14.99	15.37	16	
Bandwidth	Modulation	RB size	RB offset	Channel	Channel	Channel	Tune up	
				131987	132322	132657		
3MHz	QPSK	1	0	18.38	18.28	18.35	19	
		1	7	18.61	18.38	18.36	19	
		1	14	18.65	18.36	18.25	19	
		8	0	17.38	17.32	17.24	18	
		8	4	17.45	17.21	17.32	18	
		8	7	17.5	17.35	17.26	18	
	16QAM	15	0	17.4	17.26	17.25	18	
		1	0	17.62	17.69	17.59	18	
		1	7	17.85	17.47	17.26	18	
		1	14	17.61	17.57	17.28	18	
		8	0	16.55	16.16	16.09	17	
		8	4	16.6	16.2	16.05	17	
		8	7	16.7	16.33	16.13	17	
	64QAM	15	0	16.33	15.99	16.21	17	
		1	0	17.05	16.26	16.34	18	
		1	7	17.33	16.46	16.4	18	
		1	14	17.27	16.25	16.42	18	
		8	0	15.31	15.17	15.26	16	
		8	4	15.35	15.07	15.35	16	
		8	7	15.47	15.19	15.3	16	
			15	0	15.25	15.12	15.13	16
	Bandwidth	Modulation	RB size	RB offset	Channel	Channel	Channel	Tune up
					131997	132322	132647	

Unless otherwise agreed in writing, this document is issued by the Company subject to its General Conditions of Service printed overleaf, available on request or accessible at <http://www.sgs.com/en/Terms-and-Conditions.aspx> and, for electronic format documents, subject to Terms and Conditions for Electronic Documents at <http://www.sgs.com/en/Terms-and-Conditions/Terms-e-Documents.aspx>. Attention is drawn to the limitation of liability, indemnification and jurisdiction issues defined therein. Any holder of this document is advised that information contained hereon reflects the Company's findings at the time of its intervention only and within the limits of Client's instructions, if any. The Company's sole responsibility is to its Client and this document does not exonerate parties to a transaction from exercising all their rights and obligations under the transaction documents. This document cannot be reproduced except in full, without prior written approval of the Company. Any unauthorized alteration, forgery or falsification of the content or appearance of this document is unlawful and offenders may be prosecuted to the fullest extent of the law. Unless otherwise stated the results shown in this test report refer only to the sample(s) tested and such sample(s) are retained for 30 days only.

Attention: To check the authenticity of testing / inspection report & certificate, please contact us at telephone: (86-755) 8307 1443, or email: CN.Doccheck@sgs.com

No.10, Weiye Road, Innovation Park, Kunshan, Jiangsu, China 215300

t(86-512)57355888 f(86-512)57370818 www.sgs.com.cn

中国·江苏·昆山市留学院创业园伟业路10号 邮编 215300

t(86-512)57355888 f(86-512)57370818 sgs.china@sgs.com



Compliance Certification Services (Kunshan) Inc.
EMC Laboratory

5MHz	QPSK	1	0	18.38	18.45	18.21	19
		1	13	18.64	18.05	18.18	19
		1	24	18.71	18.23	17.94	19.5
		12	0	17.34	17.26	17.26	18
		12	6	17.63	17.14	17.24	18
		12	13	17.73	17.22	17.27	18.5
		25	0	17.53	17.13	17.32	18
	16QAM	1	0	17.33	17.31	17.54	18
		1	13	17.48	17.14	17.69	18.5
		1	24	17.89	17.14	17.54	18.5
		12	0	16.34	16.13	16.23	17
		12	6	16.46	16.01	16.13	17
		12	13	16.56	16.11	16	17
		25	0	16.51	16.15	16.23	17
	64QAM	1	0	15.64	16.58	16.63	17
		1	13	15.8	16.28	16.4	17
		1	24	15.92	16.42	16.27	17
		12	0	15.03	15.14	15.58	16
		12	6	15.2	15	15.35	16
		12	13	15.24	15.09	15.27	16
		25	0	15.06	15.11	15.18	16
Bandwidth	Modulation	RB size	RB offset	Channel	Channel	Channel	Tune up
				132022	132322	132622	
10MHz	QPSK	1	0	18.45	18.52	18.01	19
		1	25	18.69	18.43	18.72	19.5
		1	49	18.82	18.49	18.09	19.5
		25	0	17.55	17.42	17.25	18
		25	13	17.8	17.13	17.3	18.5
		25	25	17.58	17.18	17.27	18
		50	0	17.81	17.09	17.44	18.5
	16QAM	1	0	17.71	18.11	17.18	19
		1	25	18.05	17.72	17.49	19
		1	49	17.86	17.57	17.06	18.5
		25	0	16.54	16.63	16.5	17
		25	13	16.78	16.1	16.54	17.5
		25	25	16.69	16.27	16.23	17.5
		50	0	16.63	15.93	16.34	17.5
	64QAM	1	0	17.1	17.29	16.34	18
		1	25	17.56	16.37	16.6	18
		1	49	17.44	16.55	16.19	18
		25	0	15.79	15.16	15.26	16.5
		25	13	15.57	14.9	15.31	16
		25	25	15.48	15.03	15.12	16

Unless otherwise agreed in writing, this document is issued by the Company subject to its General Conditions of Service printed overleaf, available on request or accessible at <http://www.sgs.com/en/Terms-and-Conditions.aspx> and, for electronic format documents, subject to Terms and Conditions for Electronic Documents at <http://www.sgs.com/en/Terms-and-Conditions/Terms-e-Documents.aspx>. Attention is drawn to the limitation of liability, indemnification and jurisdiction issues defined therein. Any holder of this document is advised that information contained hereon reflects the Company's findings at the time of its intervention only and within the limits of Client's instructions, if any. The Company's sole responsibility is to its Client and this document does not exonerate parties to a transaction from exercising all their rights and obligations under the transaction documents. This document cannot be reproduced except in full, without prior written approval of the Company. Any unauthorized alteration, forgery or falsification of the content or appearance of this document is unlawful and offenders may be prosecuted to the fullest extent of the law. Unless otherwise stated the results shown in this test report refer only to the sample(s) tested and such sample(s) are retained for 30 days only.

Attention: To check the authenticity of testing / inspection report & certificate, please contact us at telephone: (86-755) 8307 1443, or email: CN.Doccheck@sgs.com

No.10, Weiye Road, Innovation Park, Kunshan, Jiangsu, China 215300

中国·江苏·昆山市留学生创业园伟业路10号 邮编 215300

t(86-512)57355888 f(86-512)57370818 www.sgsgroup.com.cn

t(86-512)57355888 f(86-512)57370818 sgs.china@sgs.com



Compliance Certification Services (Kunshan) Inc.
EMC Laboratory

Bandwidth	Modulation	RB size	RB offset	50	0	15.72	15.04	15.56	16.5	
				Channel	Channel	Channel	Tune up			
15MHz	QPSK	1	0	132047	132322	132597				
		1	38	18.39	18.62	18.02	19			
		1	74	18.76	18.39	18.18	19.5			
		36	0	18.65	18.47	18.1	19			
		36	18	17.7	17.5	17.01	18.5			
		36	39	17.74	17.12	17.19	18.5			
		75	0	17.66	17.26	17.28	18			
	16QAM	1	0	17.64	17.22	17.33	18			
		1	38	17.49	18.23	17.58	19			
		1	74	17.7	17.79	17.58	18.5			
		36	0	17.75	17.84	17.14	18.5			
		36	18	16.61	16.62	16.14	17			
		36	18	16.68	16.1	16.22	17			
		36	39	16.6	16.38	16.2	17			
	64QAM	75	0	16.71	16.29	16.33	17.5			
		1	0	16.96	16.72	16.39	17.5			
		1	38	17.42	16.56	16.45	18			
		1	74	17.4	16.35	16.04	18			
		36	0	15.78	15.43	15.23	16.5			
		36	18	15.68	15.25	15.09	16			
		36	39	15.7	15.31	15.08	16			
	Bandwidth	Modulation	RB size	RB offset	50	0	15.72	15.04	15.56	16.5
					Channel	Channel	Channel	Tune up		
	20MHz	QPSK	1	0	132072	132322	132572			
			1	50	18.22	18.76	17.98	19.5		
			1	99	18.69	18.41	18.48	19.5		
			50	0	18.56	18.35	18.09	19.5		
			50	25	17.69	17.49	17.16	18.5		
50			50	17.69	17.12	17.24	18.5			
100			0	17.73	17.36	17.34	18.5			
16QAM		1	0	17.76	17.19	17.29	18.5			
		1	50	17.69	17.86	17.71	18.5			
		1	99	18.49	17.51	18.33	19			
		50	0	18.01	17.45	17.74	18.5			
		50	25	16.84	16.43	16.25	17.5			
		50	50	16.79	16.18	16.26	17.5			
		50	50	16.82	16.34	16.26	17.5			
64QAM		100	0	16.92	16.22	16.31	17.5			
		1	0	16.41	16.78	16.83	17.5			
		1	50	17.3	16.56	17.2	18			
		1	99	16.69	16.53	16.59	17.5			

Unless otherwise agreed in writing, this document is issued by the Company subject to its General Conditions of Service printed overleaf, available on request or accessible at <http://www.sgs.com/en/Terms-and-Conditions.aspx> and, for electronic format documents, subject to Terms and Conditions for Electronic Documents at <http://www.sgs.com/en/Terms-and-Conditions/Terms-e-Documents.aspx>. Attention is drawn to the limitation of liability, indemnification and jurisdiction issues defined therein. Any holder of this document is advised that information contained hereon reflects the Company's findings at the time of its intervention only and within the limits of Client's instructions, if any. The Company's sole responsibility is to its Client and this document does not exonerate parties to a transaction from exercising all their rights and obligations under the transaction documents. This document cannot be reproduced except in full, without prior written approval of the Company. Any unauthorized alteration, forgery or falsification of the content or appearance of this document is unlawful and offenders may be prosecuted to the fullest extent of the law. Unless otherwise stated the results shown in this test report refer only to the sample(s) tested and such sample(s) are retained for 30 days only.

Attention: To check the authenticity of testing /inspection report & certificate, please contact us at telephone: (86-755) 8307 1443, or email: CN.Doccheck@sgs.com

No.10, Weiye Road, Innovation Park, Kunshan, Jiangsu, China 215300

中国·江苏·昆山市留学生创业园伟业路10号 邮编 215300

t(86-512)57355888 f(86-512)57370818 www.sgs.com.cn

t(86-512)57355888 f(86-512)57370818 sgs.china@sgs.com





Compliance Certification Services (Kunshan) Inc.

Report No.: KSCR220400050309

Page: 102 of 163

		50	0	15.84	15.42	15.25	16.5
		50	25	15.78	15.13	15.29	16.5
		50	50	15.73	15.37	15.4	16.5
		100	0	15.69	15.2	15.28	16.5

Unless otherwise agreed in writing, this document is issued by the Company subject to its General Conditions of Service printed overleaf, available on request or accessible at <http://www.sgs.com/en/Terms-and-Conditions.aspx> and, for electronic format documents, subject to Terms and Conditions for Electronic Documents at <http://www.sgs.com/en/Terms-and-Conditions/Terms-e-Documents.aspx>. Attention is drawn to the limitation of liability, indemnification and jurisdiction issues defined therein. Any holder of this document is advised that information contained hereon reflects the Company's findings at the time of its intervention only and within the limits of Client's instructions, if any. The Company's sole responsibility is to its Client and this document does not exonerate parties to a transaction from exercising all their rights and obligations under the transaction documents. This document cannot be reproduced except in full, without prior written approval of the Company. Any unauthorized alteration, forgery or falsification of the content or appearance of this document is unlawful and offenders may be prosecuted to the fullest extent of the law. Unless otherwise stated the results shown in this test report refer only to the sample(s) tested and such sample(s) are retained for 30 days only.

Attention: To check the authenticity of testing /inspection report & certificate, please contact us at telephone: (86-755) 8307 1443, or email: CN.Doccheck@sgs.com

No.10, Weiye Road, Innovation Park, Kunshan, Jiangsu, China 215300
 中国·江苏·昆山市留学生创业园伟业路10号 邮编 215300

t(86-512)57355888 f(86-512)57370818 www.sgsgroup.com.cn
 t(86-512)57355888 f(86-512)57370818 sgs.china@sgs.com



8.1.4 Conducted Power Of Wi-Fi

Mode	Channel	Frequency (MHz)	Data Rate (Mbps)	Average Power (dBm)	Tune up
802.11b	1	2412	1	13.96	14.5
	6	2437		13.5	14.5
	11	2462		14.13	14.5
802.11g	1	2412	6	12.69	13.5
	6	2437		12.29	13.5
	11	2462		12.84	13.5
802.11n HT20 SISO	1	2412	MCS0	12.63	13.5
	6	2437		12.23	13.5
	11	2462		12.77	13.5
802.11n HT40 SISO	3	2422	MCS0	13.14	13.5
	6	2437		12.27	13.5
	9	2452		12.83	13.5

5GHz	mode	Channel	Frequency(MHz)	Data Rate(Mbps)	Average Power (dBm)	Tune up
802.11a	U-NII-1	36	5180	6	11.53	12
		40	5200		11.61	12
		48	5240		11.23	12
	U-NII-3	149	5745		10.1	10.5
		157	5785		9.82	10.5
		165	5825		8.98	9.5

5GHz	mode	Channel	Frequency(MHz)	Data Rate(Mbps)	Average Power (dBm)	Tune up
802.11n-HT20	U-NII-1	36	5180	MCS0	11.65	12
		40	5200		11.58	12
		48	5240		11.18	11.5
	U-NII-3	149	5745		9.97	10.5
		157	5785		9.69	10
		165	5825		8.81	9.5

5GHz	mode	Channel	Frequency(MHz)	Data Rate(Mbps)	Average Power (dBm)	Tune up
802.11n-HT40	U-NII-1	38	5190	MCS0	11.5	12

Unless otherwise agreed in writing, this document is issued by the Company subject to its General Conditions of Service printed overleaf, available on request or accessible at <http://www.sgs.com/en/Terms-and-Conditions.aspx> and, for electronic format documents, subject to Terms and Conditions for Electronic Documents at <http://www.sgs.com/en/Terms-and-Conditions/Terms-e-Document.aspx>. Attention is drawn to the limitation of liability, indemnification and jurisdiction issues defined therein. Any holder of this document is advised that information contained hereon reflects the Company's findings at the time of its intervention only and within the limits of Client's instructions, if any. The Company's sole responsibility is to its Client and this document does not exonerate parties to a transaction from exercising all their rights and obligations under the transaction documents. This document cannot be reproduced except in full, without prior written approval of the Company. Any unauthorized alteration, forgery or falsification of the content or appearance of this document is unlawful and offenders may be prosecuted to the fullest extent of the law. Unless otherwise stated the results shown in this test report refer only to the sample(s) tested and such sample(s) are retained for 30 days only.

Attention: To check the authenticity of testing /inspection report & certificate, please contact us at telephone: (86-755) 8307 1443, or email: CN.Doccheck@sgs.com

No.10, Weiye Road, Innovation Park, Kunshan, Jiangsu, China 215300
 中国·江苏·昆山市留学生创业园伟业路10号 邮编 215300

t(86-512)57355888 f(86-512)57370818 www.sgsgroup.com.cn
 t(86-512)57355888 f(86-512)57370818 sgs.china@sgs.com



5GHz	mode	Channel	Frequency(MHz)	Data Rate(Mbps)	Average Power (dBm)	Tune up
	U-NII-3	46	5230		11.1	11.5
		151	5755		9.5	10
		159	5795		9.36	10
802.11ac 20M	U-NII-1	36	5180	MCS0	11.62	12
		40	5200		11.61	12
		48	5240		11.18	10.5
	U-NII-3	149	5745		9.95	10.5
		157	5785		9.67	10
		165	5825		8.77	9.5
5GHz	mode	Channel	Frequency(MHz)	Data Rate(Mbps)	Average Power (dBm)	Tune up
802.11ac 40M	U-NII-1	38	5190	MCS0	11.39	12
		46	5230		10.96	11.5
	U-NII-3	151	5755		9.44	10
		159	5795		9.19	9.5
5GHz	mode	Channel	Frequency(MHz)	Data Rate(Mbps)	Average Power (dBm)	Tune up
802.11ac 80M	U-NII-1	42	5210	MCS0	11.35	12
	U-NII-3	155	5775		9.5	10

Note:

- a) Power must be measured at each transmit antenna port according to the DSSS and OFDM transmission configurations in each standalone and aggregated frequency band.
- b) Power measurement is required for the transmission mode configuration with the highest maximum output power specified for production units.
 - 1) When the same highest maximum output power specification applies to multiple transmission modes, the largest channel bandwidth configuration with the lowest order modulation and lowest data rate is measured.
 - 2) When the same highest maximum output power is specified for multiple largest channel bandwidth configurations with the same lowest order modulation or lowest order modulation and lowest data rate, power measurement is required for all equivalent 802.11 configurations with the same maximum output power.
- c) For each transmission mode configuration, power must be measured for the highest and lowest channels; and at the mid-band channel(s) when there are at least 3 channels. For configurations with multiple mid-band channels, due to an even number of channels, both channels should be measured.



Unless otherwise agreed in writing, this document is issued by the Company subject to its General Conditions of Service printed overleaf, available on request or accessible at <http://www.sgs.com/en/Terms-and-Conditions.aspx> and, for electronic format documents, subject to Terms and Conditions for Electronic Documents at <http://www.sgs.com/en/Terms-and-Conditions/Terms-e-Documents.aspx>. Attention is drawn to the limitation of liability, indemnification and jurisdiction issues defined therein. Any holder of this document is advised that information contained hereon reflects the Company's findings at the time of its intervention only and within the limits of Client's instructions, if any. The Company's sole responsibility is to its Client and this document does not exonerate parties to a transaction from exercising all their rights and obligations under the transaction documents. This document cannot be reproduced except in full, without prior written approval of the Company. Any unauthorized alteration, forgery or falsification of the content or appearance of this document is unlawful and offenders may be prosecuted to the fullest extent of the law. Unless otherwise stated the results shown in this test report refer only to the sample(s) tested and such sample(s) are retained for 30 days only.

Attention: To check the authenticity of testing / inspection report & certificate, please contact us at telephone: (86-755) 8307 1443, or email: CN.Doccheck@sgs.com
 No.10, Weiye Road, Innovation Park, Kunshan, Jiangsu, China 215300 t(86-512)57355888 f(86-512)57370818 www.sgsgroup.com.cn
 中国·江苏·昆山市留学院创业园伟业路10号 邮编 215300 t(86-512)57355888 f(86-512)57370818 sgs.china@sgs.com

8.1.5 Conducted Power Of BT

BT			Average Conducted Power(dBm)	Tune up (dBm)
Modulation	Channel	Frequency (MHz)		
GFSK	0	2402	10.71	12
	39	2441	11.44	12
	78	2480	10.73	12
π/4DQPSK	0	2402	9.96	11
	39	2441	10.66	11
	78	2480	10.23	11
8DPSK	0	2402	10.09	11
	39	2441	9.85	11
	78	2480	10.52	11

BLE			Average Conducted Power(dBm)	Tune up (dBm)
Modulation	Channel	Frequency (MHz)		
GFSK	0	2402	5.12	6.0
	19	2440	5.28	6.0
	39	2480	5.26	6.0

Unless otherwise agreed in writing, this document is issued by the Company subject to its General Conditions of Service printed overleaf, available on request or accessible at <http://www.sgs.com/en/Terms-and-Conditions.aspx> and, for electronic format documents, subject to Terms and Conditions for Electronic Documents at <http://www.sgs.com/en/Terms-and-Conditions/Terms-e-Documents.aspx>. Attention is drawn to the limitation of liability, indemnification and jurisdiction issues defined therein. Any holder of this document is advised that information contained hereon reflects the Company's findings at the time of its intervention only and within the limits of Client's instructions, if any. The Company's sole responsibility is to its Client and this document does not exonerate parties to a transaction from exercising all their rights and obligations under the transaction documents. This document cannot be reproduced except in full, without prior written approval of the Company. Any unauthorized alteration, forgery or falsification of the content or appearance of this document is unlawful and offenders may be prosecuted to the fullest extent of the law. Unless otherwise stated the results shown in this test report refer only to the sample(s) tested and such sample(s) are retained for 30 days only.

Attention: To check the authenticity of testing /inspection report & certificate, please contact us at telephone: (86-755) 8307 1443, or email: CN.Doccheck@sgs.com

No.10, Weiye Road, Innovation Park, Kunshan, Jiangsu, China 215300

中国·江苏·昆山市留学生创业园伟业路10号 邮编 215300

t(86-512)57355888 f(86-512)57370818 www.sgs.com.cn

t(86-512)57355888 f(86-512)57370818 sgs.china@sgs.com



Compliance Certification Services (Kunshan) Inc.
EMC Laboratory

8.2 Measurement of SAR Data

Note:

- 1) The maximum Scaled SAR value is marked in bold. Graph Results refer to Appendix B
- 2) Per FCC KDB Publication 447498 D04, if the reported (scaled) SAR measured at the middle channel or highest output power channel for each test configuration is ≤ 0.8 W/kg (2.0W/kg for 10g) then testing at the other channels is not required for such test configuration(s).

WiFi 2.4G:

- 1) When the highest reported SAR for the initial test configuration is adjusted by the ratio of the subsequent test configuration to initial test configuration specified maximum output power and the adjusted SAR is ≤ 1.2 W/kg, SAR test for the other 802.11 modes are not required.

WiFi 5G:

- 1) When the highest reported SAR for the initial test configuration is adjusted by the ratio of the subsequent test configuration to initial test configuration specified maximum output power and the adjusted SAR is ≤ 1.2 W/kg, SAR test for the other 802.11 modes are not required.



Unless otherwise agreed in writing, this document is issued by the Company subject to its General Conditions of Service printed overleaf, available on request or accessible at <http://www.sgs.com/en/Terms-and-Conditions.aspx> and, for electronic format documents, subject to Terms and Conditions for Electronic Documents at <http://www.sgs.com/en/Terms-and-Conditions/Terms-e-Documents.aspx>. Attention is drawn to the limitation of liability, indemnification and jurisdiction issues defined therein. Any holder of this document is advised that information contained hereon reflects the Company's findings at the time of its intervention only and within the limits of Client's instructions, if any. The Company's sole responsibility is to its Client and this document does not exonerate parties to a transaction from exercising all their rights and obligations under the transaction documents. This document cannot be reproduced except in full, without prior written approval of the Company. Any unauthorized alteration, forgery or falsification of the content or appearance of this document is unlawful and offenders may be prosecuted to the fullest extent of the law. Unless otherwise stated the results shown in this test report refer only to the sample(s) tested and such sample(s) are retained for 30 days only.

Attention: To check the authenticity of testing /inspection report & certificate, please contact us at telephone: (86-755) 8307 1443, or email: CN.Doccheck@sgs.com

No.10, Weiye Road, Innovation Park, Kunshan, Jiangsu, China 215300

中国·江苏·昆山市留学生创业园伟业路10号 邮编 215300

t(86-512)57355888 f(86-512)57370818 www.sgsgroup.com.cn

t(86-512)57355888 f(86-512)57370818 sgs.china@sgs.com

8.2.1 SAR Result Of GSM 850

Test position	Test mode	Test Ch./Freq.	Duty Cycle	SAR (W/kg) 1-g	SAR (W/kg) 10-g	Power Drift (dB)	Conducted Power (dBm)	Tune up Limit (dBm)	Scaled factor	Scaled SAR (W/kg) 1-g	Liquid Temp	SAR limit (W/kg) 1-g
Body Test data (Separate 0mm)												
Front side	GPRS 3TS	251/848.8	1:2.075	0.013	0.009	-0.14	30.93	31.5	1.140	0.015	22.1	1.6
Back side	GPRS 3TS	251/848.8	1:2.075	0.018	0.007	-0.1	30.93	31.5	1.140	0.021	22.1	1.6
Left side	GPRS 3TS	251/848.8	1:2.075	0.005	0.002	0.16	30.93	31.5	1.140	0.006	22.1	1.6
Right side	GPRS 3TS	251/848.8	1:2.075	0.764	0.411	-0.09	30.93	31.5	1.140	0.871	22.1	1.6
Right side	GPRS 3TS	128/824.2	1:2.075	0.710	0.390	0.09	30.83	31.5	1.167	0.828	22.1	1.6
Right side	GPRS 3TS	190/836.6	1:2.075	0.610	0.310	-0.11	30.75	31.5	1.189	0.725	22.1	1.6
Top side	GPRS 3TS	251/848.8	1:2.075	0.003	0.001	-0.13	30.93	31.5	1.140	0.003	22.1	1.6
Bottom side	GPRS 3TS	251/848.8	1:2.075	0.008	0.004	-0.11	30.93	31.5	1.140	0.009	22.1	1.6
Right side	EGPRS 4TS	128/824.2	1:2.075	0.580	0.290	0.18	26.77	27	1.054	0.612	22.1	1.6
Sensor triggered SAR												
Back side 20mm	GPRS 3TS	251/848.8	1:2.075	0.089	0.032	0.02	30.93	31.5	1.140	0.101	22.1	1.6
Left side 10mm	GPRS 3TS	251/848.8	1:2.075	0.065	0.043	-0.11	30.93	31.5	1.140	0.074	22.1	1.6
Right side 20mm	GPRS 3TS	251/848.8	1:2.075	0.020	0.010	-0.18	30.93	31.5	1.140	0.023	22.1	1.6
Body Test data with SIM2 (Separate 0mm)												
Right side	GPRS 3TS	251/848.8	1:2.075	0.721	0.325	0.06	30.93	31.5	1.140	0.822	22.1	1.6
Body Test data with SKU2 (Separate 0mm)												
Right side	GPRS 3TS	251/848.8	1:2.075	0.599	0.374	0.13	30.93	31.5	1.140	0.683	22.1	1.6
Body Test data with SKU3 (Separate 0mm)												
Right side	GPRS 3TS	251/848.8	1:2.075	0.640	0.251	-0.02	30.93	31.5	1.140	0.730	22.1	1.6
Body Test data with SKU4 (Separate 0mm)												
Right side	GPRS 3TS	251/848.8	1:2.075	0.752	0.324	0.03	30.93	31.5	1.140	0.857	22.1	1.6

Unless otherwise agreed in writing, this document is issued by the Company subject to its General Conditions of Service printed overleaf, available on request or accessible at <http://www.sgs.com/en/Terms-and-Conditions.aspx> and, for electronic format documents, subject to Terms and Conditions for Electronic Documents at <http://www.sgs.com/en/Terms-and-Conditions/Terms-e-Documents.aspx>. Attention is drawn to the limitation of liability, indemnification and jurisdiction issues defined therein. Any holder of this document is advised that information contained hereon reflects the Company's findings at the time of its intervention only and within the limits of Client's instructions, if any. The Company's sole responsibility is to its Client and this document does not exonerate parties to a transaction from exercising all their rights and obligations under the transaction documents. This document cannot be reproduced except in full, without prior written approval of the Company. Any unauthorized alteration, forgery or falsification of the content or appearance of this document is unlawful and offenders may be prosecuted to the fullest extent of the law. Unless otherwise stated the results shown in this test report refer only to the sample(s) tested and such sample(s) are retained for 30 days only.

Attention: To check the authenticity of testing /inspection report & certificate, please contact us at telephone: (86-755) 8307 1443, or email: CN.Doccheck@sgs.com

No.10, Weiye Road, Innovation Park, Kunshan, Jiangsu, China 215300

t(86-512)57355888 f(86-512)57370818 www.sgs.com.cn

中国·江苏·昆山市留学院创业园伟业路10号 邮编 215300

t(86-512)57355888 f(86-512)57370818 sgs.china@sgs.com



8.2.2 SAR Result Of GSM 1900

Test position	Test mode	Test Ch./Freq.	Duty Cycle	SAR (W/kg) 1-g	SAR (W/kg) 10-g	Power Drift (dB)	Conducted Power (dBm)	Tune up Limit (dBm)	Scaled factor	Scaled SAR (W/kg) 1-g	Liquid Temp	SAR limit (W/kg) 1-g
Body Test data (Separate 0mm)												
Front side	GPRS 4TS	512/1850.2	1:2.075	0.095	0.058	0.18	28.73	29	1.064	0.101	22.3	1.6
Back side	GPRS 4TS	512/1850.2	1:2.075	0.082	0.039	0.04	17.93	18.5	1.072	0.088	22.3	1.6
Left side	GPRS 4TS	512/1850.2	1:2.075	0.033	0.017	-0.07	17.93	18.5	1.072	0.035	22.3	1.6
Right side	GPRS 4TS	512/1850.2	1:2.075	1.02	0.465	0.07	17.93	18.5	1.140	1.16	22.3	1.6
Right side	GPRS 4TS	661/1880	1:2.075	0.872	0.433	0.04	17.78	18.5	1.084	0.907	22.3	1.6
Right side	GPRS 4TS	810/1909.8	1:2.075	0.863	0.391	0.11	17.46	18.5	1.227	1.017	22.3	1.6
Top side	GPRS 4TS	512/1850.2	1:2.075	0.019	0.007	0.03	28.73	29	1.064	0.020	22.3	1.6
Bottom side	GPRS 4TS	512/1850.2	1:2.075	0.055	0.024	-0.04	28.73	29	1.064	0.059	22.3	1.6
Right side	EGPRS 4TS	512/1850.2	1:2.075	0.720	0.310	0.14	17.89	18.5	1.151	0.829	22.3	1.6
Sensor triggered SAR												
Back side 20mm	GPRS 4TS	512/1850.2	1:2.075	0.048	0.031	0.01	28.73	29	1.064	0.051	22.3	1.6
Left side 10mm	GPRS 4TS	512/1850.2	1:2.075	0.088	0.047	-0.05	28.73	29	1.064	0.094	22.3	1.6
Right side 20mm	GPRS 4TS	512/1850.2	1:2.075	0.187	0.095	0.03	28.73	29	1.064	0.199	22.3	1.6
Body Test data with SIM2 (Separate 0mm)												
Right side	GPRS 4TS	512/1850.2	1:2.075	0.832	0.346	0.06	17.93	18.5	1.140	0.949	22.3	1.6
Body Test data with SKU2 (Separate 0mm)												
Right side	GPRS 4TS	512/1850.2	1:2.075	0.824	0.410	-0.04	17.93	18.5	1.140	0.940	22.3	1.6
Body Test data with SKU3 (Separate 0mm)												
Right side	GPRS 4TS	512/1850.2	1:2.075	0.874	0.362	0.01	17.93	18.5	1.140	0.997	22.3	1.6
Body Test data with SKU4 (Separate 0mm)												
Right side	GPRS 4TS	512/1850.2	1:2.075	0.765	0.351	0.08	17.93	18.5	1.140	0.872	22.3	1.6



Unless otherwise agreed in writing, this document is issued by the Company subject to its General Conditions of Service printed overleaf, available on request or accessible at <http://www.sgs.com/en/Terms-and-Conditions.aspx> and, for electronic format documents, subject to Terms and Conditions for Electronic Documents at <http://www.sgs.com/en/Terms-and-Conditions/Terms-e-Documents.aspx>. Attention is drawn to the limitation of liability, indemnification and jurisdiction issues defined therein. Any holder of this document is advised that information contained hereon reflects the Company's findings at the time of its intervention only and within the limits of Client's instructions, if any. The Company's sole responsibility is to its Client and this document does not exonerate parties to a transaction from exercising all their rights and obligations under the transaction documents. This document cannot be reproduced except in full, without prior written approval of the Company. Any unauthorized alteration, forgery or falsification of the content or appearance of this document is unlawful and offenders may be prosecuted to the fullest extent of the law. Unless otherwise stated the results shown in this test report refer only to the sample(s) tested and such sample(s) are retained for 30 days only.

Attention: To check the authenticity of testing /inspection report & certificate, please contact us at telephone: (86-755) 8307 1443, or email: CN.Doccheck@sgs.com

No.10, Weiye Road, Innovation Park, Kunshan, Jiangsu, China 215300
 中国·江苏·昆山市留学生创业园伟业路10号 邮编 215300

t(86-512)57355888 f(86-512)57370818 www.sgsgroup.com.cn
 t(86-512)57355888 f(86-512)57370818 sgs.china@sgs.com

8.2.3 SAR Result Of WCDMA Band II

Test position	Test mode	Test Ch./Freq.	Duty Cycle	SAR (W/kg) 1-g	SAR (W/kg) 10-g	Power Drift (dB)	Conducted Power (dBm)	Tune up Limit (dBm)	Scaled factor	Scaled SAR (W/kg) 1-g	Liquid Temp	SAR limit (W/kg) 1-g
Body Test data (Separate 0mm)												
Front side	RMC	9538/1907.6	1:1	0.189	0.102	0.13	24.43	25	1.140	0.215	22.3	1.6
Back side	RMC	9538/1907.6	1:1	0.023	0.015	0.12	13.07	13.5	1.104	0.025	22.3	1.6
Left side	RMC	9538/1907.6	1:1	0.057	0.022	0.01	13.07	13.5	1.104	0.063	22.3	1.6
Right side	RMC	9538/1907.6	1:1	0.855	0.382	-0.02	13.07	13.5	1.104	0.944	22.3	1.6
Right side	RMC	9262/1852.4	1:1	0.760	0.351	0.05	12.65	13.5	1.216	0.924	22.3	1.6
Right side	RMC	9400/1880	1:1	0.701	0.313	0.03	12.49	13.5	1.262	0.885	22.3	1.6
Top side	RMC	9538/1907.6	1:1	0.036	0.015	-0.19	24.43	25	1.140	0.041	22.3	1.6
Bottom side	RMC	9538/1907.6	1:1	0.114	0.050	-0.14	24.43	25	1.140	0.130	22.3	1.6
Sensor triggered SAR												
Back side 20mm	RMC	9538/1907.6	1:1	0.032	0.020	0.15	24.43	25	1.140	0.036	22.3	1.6
Left side 10mm	RMC	9538/1907.6	1:1	0.135	0.079	0.03	24.43	25	1.140	0.154	22.3	1.6
Right side 20mm	RMC	9538/1907.6	1:1	0.303	0.187	-0.02	24.43	25	1.140	0.345	22.3	1.6
Body Test data with SIM2 (Separate 0mm)												
Right side	RMC	9538/1907.6	1:1	0.671	0.288	0.04	13.07	13.5	1.104	0.741	22.3	1.6
Body Test data with SKU2 (Separate 0mm)												
Right side	RMC	9538/1907.6	1:1	0.658	0.296	-0.08	13.07	13.5	1.104	0.726	22.3	1.6
Body Test data with SKU3 (Separate 0mm)												
Right side	RMC	9538/1907.6	1:1	0.665	0.283	0.08	13.07	13.5	1.104	0.734	22.3	1.6
Body Test data with SKU4 (Separate 0mm)												
Right side	RMC	9538/1907.6	1:1	0.715	0.292	0.07	13.07	13.5	1.104	0.789	22.3	1.6

Unless otherwise agreed in writing, this document is issued by the Company subject to its General Conditions of Service printed overleaf, available on request or accessible at <http://www.sgs.com/en/Terms-and-Conditions.aspx> and, for electronic format documents, subject to Terms and Conditions for Electronic Documents at <http://www.sgs.com/en/Terms-and-Conditions/Terms-e-Document.aspx>. Attention is drawn to the limitation of liability, indemnification and jurisdiction issues defined therein. Any holder of this document is advised that information contained hereon reflects the Company's findings at the time of its intervention only and within the limits of Client's instructions, if any. The Company's sole responsibility is to its Client and this document does not exonerate parties to a transaction from exercising all their rights and obligations under the transaction documents. This document cannot be reproduced except in full, without prior written approval of the Company. Any unauthorized alteration, forgery or falsification of the content or appearance of this document is unlawful and offenders may be prosecuted to the fullest extent of the law. Unless otherwise stated the results shown in this test report refer only to the sample(s) tested and such sample(s) are retained for 30 days only.

Attention: To check the authenticity of testing /inspection report & certificate, please contact us at telephone: (86-755) 8307 1443, or email: CN.Doccheck@sgs.com
 No.10, Weiye Road, Innovation Park, Kunshan, Jiangsu, China 215300 t(86-512)57355888 f(86-512)57370818 www.sgsgroup.com.cn
 中国·江苏·昆山市留学生在创业园伟业路10号 邮编 215300 t(86-512)57355888 f(86-512)57370818 sgs.china@sgs.com



8.2.4 SAR Result Of WCDMA Band IV

Test position	Test mode	Test Ch./Freq.	Duty Cycle	SAR (W/kg) 1-g	SAR (W/kg) 10-g	Power Drift (dB)	Conducted Power (dBm)	Tune up Limit (dBm)	Scaled factor	Scaled SAR (W/kg) 1-g	Liquid Temp	SAR limit (W/kg) 1-g
Body Test data (Separate 0mm)												
Front side	RMC	1412/1732.4	1:1	0.121	0.065	0.01	25.04	25.5	1.112	0.135	22.2	1.6
Back side	RMC	1412/1732.4	1:1	0.011	0.006	-0.1	16.69	17.5	1.205	0.013	22.2	1.6
Left side	RMC	1412/1732.4	1:1	0.118	0.059	-0.13	16.69	17.5	1.205	0.142	22.2	1.6
Right side	RMC	1412/1732.4	1:1	0.760	0.331	-0.12	16.69	17.5	1.205	0.916	22.2	1.6
Right side	RMC	1312/1712.4	1:1	0.623	0.271	-0.15	16.43	17.5	1.279	0.797	22.2	1.6
Right side	RMC	1513/1752.6	1:1	0.592	0.301	-0.01	16.07	17.5	1.390	0.822	22.2	1.6
Top side	RMC	1412/1732.4	1:1	0.026	0.013	-0.14	25.04	25.5	1.112	0.029	22.2	1.6
Bottom side	RMC	1412/1732.4	1:1	0.071	0.032	0.05	25.04	25.5	1.112	0.079	22.2	1.6
Sensor triggered SAR												
Back side 20mm	RMC	1412/1732.4	1:1	0.044	0.028	0.12	25.04	25.5	1.112	0.049	22.2	1.6
Left side 10mm	RMC	1412/1732.4	1:1	0.180	0.109	-0.05	25.04	25.5	1.112	0.200	22.2	1.6
Right side 20mm	RMC	1412/1732.4	1:1	0.205	0.130	-0.05	25.04	25.5	1.112	0.228	22.2	1.6
Body Test data with SIM2 (Separate 0mm)												
Right side	RMC	1412/1732.4	1:1	0.684	0.329	0.01	16.69	17.5	1.205	0.824	22.2	1.6
Body Test data with SKU2 (Separate 0mm)												
Right side	RMC	1412/1732.4	1:1	0.718	0.316	-0.08	16.69	17.5	1.205	0.865	22.2	1.6
Body Test data with SKU3 (Separate 0mm)												
Right side	RMC	1412/1732.4	1:1	0.643	0.293	0.14	16.69	17.5	1.205	0.775	22.2	1.6
Body Test data with SKU4 (Separate 0mm)												
Right side	RMC	1412/1732.4	1:1	0.715	0.341	0.09	16.69	17.5	1.205	0.862	22.2	1.6



Unless otherwise agreed in writing, this document is issued by the Company subject to its General Conditions of Service printed overleaf, available on request or accessible at <http://www.sgs.com/en/Terms-and-Conditions.aspx> and, for electronic format documents, subject to Terms and Conditions for Electronic Documents at <http://www.sgs.com/en/Terms-and-Conditions/Terms-e-Documents.aspx>. Attention is drawn to the limitation of liability, indemnification and jurisdiction issues defined therein. Any holder of this document is advised that information contained hereon reflects the Company's findings at the time of its intervention only and within the limits of Client's instructions, if any. The Company's sole responsibility is to its Client and this document does not exonerate parties to a transaction from exercising all their rights and obligations under the transaction documents. This document cannot be reproduced except in full, without prior written approval of the Company. Any unauthorized alteration, forgery or falsification of the content or appearance of this document is unlawful and offenders may be prosecuted to the fullest extent of the law. Unless otherwise stated the results shown in this test report refer only to the sample(s) tested and such sample(s) are retained for 30 days only.

Attention: To check the authenticity of testing /inspection report & certificate, please contact us at telephone: (86-755) 8307 1443, or email: CN.Doccheck@sgs.com

No.10, Weiye Road, Innovation Park, Kunshan, Jiangsu, China 215300
 中国·江苏·昆山市留学院创业园伟业路10号 邮编 215300

t(86-512)57355888 f(86-512)57370818 www.sgsgroup.com.cn
 t(86-512)57355888 f(86-512)57370818 sgs.china@sgs.com

8.2.5 SAR Result Of WCDMA Band V

Test position	Test mode	Test Ch./Freq.	Duty Cycle	SAR (W/kg) 1-g	SAR (W/kg) 10-g	Power Drift (dB)	Conducted Power (dBm)	Tune up Limit (dBm)	Scaled factor	Scaled SAR (W/kg) 1-g	Liquid Temp	SAR limit (W/kg) 1-g
Body Test data (Separate 0mm)												
Front side	RMC	4182/836.4	1:1	0.035	0.023	-0.07	25.17	26	1.211	0.042	22.1	1.6
Back side	RMC	4182/836.4	1:1	0.064	0.033	-0.19	21.6	22.5	1.230	0.079	22.1	1.6
Left side	RMC	4182/836.4	1:1	0.018	0.007	-0.02	21.6	22.5	1.230	0.022	22.1	1.6
Right side	RMC	4182/836.4	1:1	0.740	0.397	-0.02	21.6	22.5	1.230	0.910	22.1	1.6
Right side	RMC	4132/826.4	1:1	0.607	0.326	-0.03	21.48	22.5	1.265	0.767	22.1	1.6
Right side	RMC	4233/846.6	1:1	0.673	0.361	0.02	21.58	22.5	1.236	0.832	22.1	1.6
Top side	RMC	4182/836.4	1:1	0.007	0.003	0.03	25.17	26	1.211	0.009	22.1	1.6
Bottom side	RMC	4182/836.4	1:1	0.020	0.012	-0.14	25.17	26	1.211	0.024	22.1	1.6
Sensor triggered SAR												
Back side 20mm	RMC	4182/836.4	1:1	0.108	0.076	0.05	25.17	26	1.211	0.131	22.1	1.6
Left side 10mm	RMC	4182/836.4	1:1	0.041	0.029	-0.08	25.17	26	1.211	0.050	22.1	1.6
Right side 20mm	RMC	4182/836.4	1:1	0.125	0.072	0.02	25.17	26	1.211	0.151	22.1	1.6
Body Test data with SIM2 (Separate 0mm)												
Right side	RMC	4182/836.4	1:1	0.687	0.324	-0.11	21.6	22.5	1.230	0.845	22.1	1.6
Body Test data with SKU2 (Separate 0mm)												
Right side	RMC	4182/836.4	1:1	0.764	0.409	-0.06	21.6	22.5	1.230	0.940	22.1	1.6
Body Test data with SKU3 (Separate 0mm)												
Right side	RMC	4182/836.4	1:1	0.645	0.311	-0.02	21.6	22.5	1.230	0.794	22.1	1.6
Body Test data with SKU4 (Separate 0mm)												
Right side	RMC	4182/836.4	1:1	0.683	0.316	0.05	21.6	22.5	1.230	0.840	22.1	1.6

Unless otherwise agreed in writing, this document is issued by the Company subject to its General Conditions of Service printed overleaf, available on request or accessible at <http://www.sgs.com/en/Terms-and-Conditions.aspx> and, for electronic format documents, subject to Terms and Conditions for Electronic Documents at <http://www.sgs.com/en/Terms-and-Conditions/Terms-e-Documents.aspx>. Attention is drawn to the limitation of liability, indemnification and jurisdiction issues defined therein. Any holder of this document is advised that information contained hereon reflects the Company's findings at the time of its intervention only and within the limits of Client's instructions, if any. The Company's sole responsibility is to its Client and this document does not exonerate parties to a transaction from exercising all their rights and obligations under the transaction documents. This document cannot be reproduced except in full, without prior written approval of the Company. Any unauthorized alteration, forgery or falsification of the content or appearance of this document is unlawful and offenders may be prosecuted to the fullest extent of the law. Unless otherwise stated the results shown in this test report refer only to the sample(s) tested and such sample(s) are retained for 30 days only.

Attention: To check the authenticity of testing /inspection report & certificate, please contact us at telephone: (86-755) 8307 1443, or email: CN.Doccheck@sgs.com

No.10, Weiye Road, Innovation Park, Kunshan, Jiangsu, China 215300 t(86-512)57355888 f(86-512)57370818 www.sgsgroup.com.cn
 中国·江苏·昆山市留学院创业园伟业路10号 邮编 215300 t(86-512)57355888 f(86-512)57370818 sgs.china@sgs.com



8.2.6 SAR Result Of LTE Band 2

Test position	Test mode	Test Ch./Freq.	Duty Cycle	SAR (W/kg) 1-g	SAR (W/kg) 10-g	Power Drift (dB)	Conducted power (dBm)	Tune up Limit (dBm)	Scaled factor	Scaled SAR (W/kg) 1-g	Liquid Temp.	SAR limit (W/kg) 1-g
Body Test data (Separate 0mm)												
Front side	20M_QPSK 1RB_50	19100/1900	1:1	0.100	0.056	-0.02	23.36	24	1.159	0.116	22.3	1.6
Front side	20M_QPSK 50RB_25	19100/1900	1:1	0.010	0.052	0.08	22.32	23	1.169	0.012	22.3	1.6
Back side	20M_QPSK 1RB_50	19100/1900	1:1	0.022	0.013	-0.05	14.91	16	1.285	0.028	22.3	1.6
Back side	20M_QPSK 50RB_25	19100/1900	1:1	0.023	0.010	0.01	14.22	15	1.197	0.028	22.3	1.6
Left side	20M_QPSK 1RB_50	19100/1900	1:1	0.055	0.027	0.10	14.91	16	1.285	0.071	22.3	1.6
Left side	20M_QPSK 50RB_25	19100/1900	1:1	0.043	0.020	0.11	14.22	15	1.197	0.051	22.3	1.6
Right side	20M_QPSK 1RB_50	19100/1900	1:1	0.900	0.405	-0.02	14.91	16	1.285	1.16	22.3	1.6
Right side	20M_QPSK 1RB_50	18700/1860	1:1	0.756	0.371	0.06	14.88	16	1.294	0.978	22.3	1.6
Right side	20M_QPSK 1RB_50	18900/1880	1:1	0.822	0.393	-0.11	14.76	16	1.330	1.094	22.3	1.6
Right side	20M_QPSK 50RB_25	19100/1900	1:1	0.754	0.342	0.07	14.22	15	1.197	0.902	22.3	1.6
Right side	20M_QPSK 50RB_25	18700/1860	1:1	0.732	0.324	0.03	14.09	15	1.233	0.903	22.3	1.6
Right side	20M_QPSK 50RB_25	18900/1880	1:1	0.711	0.305	0.09	14.05	15	1.245	0.885	22.3	1.6
Top side	20M_QPSK 1RB_50	19100/1900	1:1	0.015	0.008	-0.07	23.36	24	1.159	0.017	22.3	1.6
Top side	20M_QPSK 50RB_25	19100/1900	1:1	0.020	0.011	0.09	22.32	23	1.169	0.023	22.3	1.6
Bottom side	20M_QPSK 1RB_50	19100/1900	1:1	0.057	0.025	0.18	23.36	24	1.159	0.066	22.3	1.6
Bottom side	20M_QPSK 50RB_25	19100/1900	1:1	0.042	0.022	-0.04	22.32	23	1.169	0.049	22.3	1.6
Sensor triggered SAR												
Back side 20mm	20M_QPSK 1RB_50	19100/1900	1:1	0.028	0.017	0.06	23.36	24	1.159	0.033	22.3	1.6
Left side 10mm	20M_QPSK 1RB_50	19100/1900	1:1	0.104	0.060	0.01	23.36	24	1.159	0.121	22.3	1.6
Right side 20mm	20M_QPSK 1RB_50	19100/1900	1:1	0.207	0.127	-0.12	23.36	24	1.159	0.240	22.3	1.6
Body Test data with SIM2 (Separate 0mm)												
Right side	20M_QPSK 1RB_50	19100/1900	1:1	0.711	0.364	0.09	14.91	16	1.285	0.914	22.3	1.6
Body Test data with SKU2 (Separate 0mm)												
Right side	20M_QPSK 1RB_50	19100/1900	1:1	0.924	0.431	-0.05	14.91	16	1.285	1.188	22.3	1.6
Body Test data with SKU3 (Separate 0mm)												
Right side	20M_QPSK 1RB_50	19100/1900	1:1	0.750	0.382	0.07	14.91	16	1.285	0.964	22.3	1.6
Body Test data with SKU4 (Separate 0mm)												
Right side	20M_QPSK 1RB_50	19100/1900	1:1	0.692	0.262	0.11	14.91	16	1.285	0.889	22.3	1.6

Unless otherwise agreed in writing, this document is issued by the Company subject to its General Conditions of Service printed overleaf, available on request or accessible at <http://www.sgs.com/en/Terms-and-Conditions.aspx> and, for electronic format documents, subject to Terms and Conditions for Electronic Documents at <http://www.sgs.com/en/Terms-and-Conditions/Terms-e-Documents.aspx>. Attention is drawn to the limitation of liability, indemnification and jurisdiction issues defined therein. Any holder of this document is advised that information contained hereon reflects the Company's findings at the time of its intervention only and within the limits of Client's instructions, if any. The Company's sole responsibility is to its Client and this document does not exonerate parties to a transaction from exercising all their rights and obligations under the transaction documents. This document cannot be reproduced except in full, without prior written approval of the Company. Any unauthorized alteration, forgery or falsification of the content or appearance of this document is unlawful and offenders may be prosecuted to the fullest extent of the law. Unless otherwise stated the results shown in this test report refer only to the sample(s) tested and such sample(s) are retained for 30 days only.

Attention: To check the authenticity of testing /inspection report & certificate, please contact us at telephone: (86-755) 8307 1443, or email: CN.Doccheck@sgs.com
 No.10, Weiye Road, Innovation Park, Kunshan, Jiangsu, China 215300 t(86-512)57355888 f(86-512)57370818 www.sgsgroup.com.cn
 中国·江苏·昆山市留学生创业园伟业路10号 邮编 215300 t(86-512)57355888 f(86-512)57370818 sgs.china@sgs.com



8.2.7 SAR Result Of LTE Band 4

Test position	Test mode	Test Ch./Freq.	Duty Cycle	SAR (W/kg) 1-g	SAR (W/kg) 10-g	Power Drift (dB)	Conducted power (dBm)	Tune up Limit (dBm)	Scaled factor	Scaled SAR (W/kg) 1-g	Liquid Temp.	SAR limit (W/kg) 1-g
Body Test data (Separate 0mm)												
Front side	20M_QPSK 1RB_50	20175/1732.5	1:1	0.053	0.029	0.16	24.98	25.5	1.127	0.060	22.2	1.6
Front side	20M_QPSK 50RB_0	20175/1732.5	1:1	0.041	0.022	0.11	23.22	24	1.197	0.048	22.2	1.6
Back side	20M_QPSK 1RB_50	20175/1732.5	1:1	0.017	0.010	-0.12	19.03	20	1.250	0.021	22.2	1.6
Back side	20M_QPSK 50RB_0	20175/1732.5	1:1	0.026	0.011	0.03	18.03	19	1.250	0.025	22.2	1.6
Left side	20M_QPSK 1RB_50	20175/1732.5	1:1	0.134	0.072	-0.04	19.03	20	1.250	0.163	22.2	1.6
Left side	20M_QPSK 50RB_0	20175/1732.5	1:1	0.111	0.053	0.03	18.03	19	1.250	0.138	22.2	1.6
Right side	20M_QPSK 1RB_50	20175/1732.5	1:1	0.794	0.342	0.07	19.03	20	1.250	0.993	22.2	1.6
Right side	20M_QPSK 1RB_50	20050/1720	1:1	0.651	0.279	0.06	19.01	20	1.256	0.904	22.2	1.6
Right side	20M_QPSK 1RB_50	20300/1745	1:1	0.556	0.238	-0.13	18.45	20	1.429	0.843	22.2	1.6
Right side	20M_QPSK 50RB_0	20175/1732.5	1:1	0.712	0.332	0.01	18.03	19	1.250	0.888	22.2	1.6
Right side	20M_QPSK 50RB_0	20050/1720	1:1	0.684	0.332	0.08	17.92	19	1.282	0.872	22.2	1.6
Right side	20M_QPSK 50RB_0	20300/1745	1:1	0.551	0.264	0.16	17.53	19	1.403	0.772	22.2	1.6
Top side	20M_QPSK 1RB_50	20175/1732.5	1:1	0.008	0.004	-0.15	24.98	25.5	1.127	0.010	22.2	1.6
Top side	20M_QPSK 50RB_0	20175/1732.5	1:1	0.015	0.007	0.02	23.22	24	1.197	0.012	22.2	1.6
Bottom side	20M_QPSK 1RB_50	20175/1732.5	1:1	0.031	0.016	0.16	24.98	25.5	1.127	0.035	22.2	1.6
Bottom side	20M_QPSK 50RB_0	20175/1732.5	1:1	0.022	0.013	0.11	23.22	24	1.197	0.024	22.2	1.6
Sensor triggered SAR												
Back side 20mm	20M_QPSK 1RB_50	20175/1732.5	1:1	0.038	0.024	0.09	24.98	25.5	1.127	0.043	22.2	1.6
Left side 10mm	20M_QPSK 1RB_50	20175/1732.5	1:1	0.125	0.075	0.01	24.98	25.5	1.127	0.141	22.2	1.6
Right side 20mm	20M_QPSK 1RB_50	20175/1732.5	1:1	0.204	0.123	0.02	24.98	25.5	1.127	0.230	22.2	1.6
Body Test data with SIM2 (Separate 0mm)												
Right side	20M_QPSK 1RB_50	20175/1732.5	1:1	0.725	0.358	0.01	19.03	20	1.250	0.906	22.2	1.6
Body Test data with SKU2 (Separate 0mm)												
Right side	20M_QPSK 1RB_50	20175/1732.5	1:1	0.852	0.403	-0.09	19.03	20	1.250	1.065	22.2	1.6
Body Test data with SKU3 (Separate 0mm)												
Right side	20M_QPSK 1RB_50	20175/1732.5	1:1	0.672	0.331	-0.05	19.03	20	1.250	0.840	22.2	1.6
Body Test data with SKU4 (Separate 0mm)												
Right side	20M_QPSK 1RB_50	20175/1732.5	1:1	0.710	0.384	-0.13	19.03	20	1.250	0.888	22.2	1.6

Unless otherwise agreed in writing, this document is issued by the Company subject to its General Conditions of Service printed overleaf, available on request or accessible at <http://www.sgs.com/en/Terms-and-Conditions.aspx> and, for electronic format documents, subject to Terms and Conditions for Electronic Documents at <http://www.sgs.com/en/Terms-and-Conditions/Terms-e-Documents.aspx>. Attention is drawn to the limitation of liability, indemnification and jurisdiction issues defined therein. Any holder of this document is advised that information contained hereon reflects the Company's findings at the time of its intervention only and within the limits of Client's instructions, if any. The Company's sole responsibility is to its Client and this document does not exonerate parties to a transaction from exercising all their rights and obligations under the transaction documents. This document cannot be reproduced except in full, without prior written approval of the Company. Any unauthorized alteration, forgery or falsification of the content or appearance of this document is unlawful and offenders may be prosecuted to the fullest extent of the law. Unless otherwise stated the results shown in this test report refer only to the sample(s) tested and such sample(s) are retained for 30 days only.

Attention: To check the authenticity of testing /inspection report & certificate, please contact us at telephone: (86-755) 8307 1443, or email: CN.Doccheck@sgs.com

No.10, Weiye Road, Innovation Park, Kunshan, Jiangsu, China 215300
 中国·江苏·昆山市留学生创业园伟业路10号 邮编 215300

t(86-512)57355888 f(86-512)57370818 www.sgs.com.cn
 t(86-512)57355888 f(86-512)57370818 sgs.china@sgs.com



8.2.8 SAR Result Of LTE Band 5

Test position	Test mode	Test Ch./Freq.	Duty Cycle	SAR (W/kg) 1-g	SAR (W/kg) 10-g	Power Drift (dB)	Conducted power (dBm)	Tune up Limit (dBm)	Scaled factor	Scaled SAR (W/kg) 1-g	Liquid Temp.	SAR limit (W/kg) 1-g
Body Test data (Separate 0mm)												
Front side	10M_QPSK 1RB_25	20525/836.5	1:1	0.024	0.013	-0.04	24.49	25	1.125	0.027	22.1	1.6
Front side	10M_QPSK 25RB_0	20600/844	1:1	0.021	0.013	0.03	23.51	24	1.119	0.022	22.1	1.6
Back side	10M_QPSK 1RB_25	20525/836.5	1:1	0.094	0.063	0.13	24.49	25	1.125	0.106	22.1	1.6
Back side	10M_QPSK 25RB_0	20600/844	1:1	0.085	0.042	0.11	23.51	24	1.119	0.090	22.1	1.6
Left side	10M_QPSK 1RB_25	20525/836.5	1:1	0.022	0.015	-0.03	24.49	25	1.125	0.025	22.1	1.6
Left side	10M_QPSK 25RB_0	20600/844	1:1	0.025	0.012	0.14	23.51	24	1.119	0.022	22.1	1.6
Right side	10M_QPSK 1RB_25	20525/836.5	1:1	0.865	0.451	-0.18	24.49	25	1.125	0.973	22.1	1.6
Right side	10M_QPSK 1RB_25	20450/829	1:1	0.693	0.317	0.03	24.01	25	1.256	0.867	22.1	1.6
Right side	10M_QPSK 1RB_25	20600/844	1:1	0.714	0.378	0.08	24.34	25	1.164	0.826	22.1	1.6
Right side	10M_QPSK 25RB_0	20600/844	1:1	0.774	0.367	0.06	23.51	24	1.119	0.862	22.1	1.6
Right side	10M_QPSK 25RB_0	20450/829	1:1	0.613	0.354	0.09	22.87	24	1.297	0.791	22.1	1.6
Right side	10M_QPSK 25RB_0	20525/836.5	1:1	0.670	0.311	0.07	22.93	24	1.279	0.857	22.1	1.6
Top side	10M_QPSK 1RB_25	20525/836.5	1:1	0.004	0.002	-0.05	24.49	25	1.125	0.004	22.1	1.6
Top side	10M_QPSK 25RB_0	20600/844	1:1	0.002	0.001	0.02	23.51	24	1.119	0.003	22.1	1.6
Bottom side	10M_QPSK 1RB_25	20525/836.5	1:1	0.013	0.008	0.17	24.49	25	1.125	0.015	22.1	1.6
Bottom side	10M_QPSK 25RB_0	20600/844	1:1	0.019	0.010	0.17	23.51	24	1.119	0.011	22.1	1.6
Sensor triggered SAR												
Back side 20mm	10M_QPSK 1RB_25	20525/836.5	1:1	0.088	0.062	0.01	24.49	25	1.125	0.099	22.1	1.6
Left side 10mm	10M_QPSK 1RB_25	20525/836.5	1:1	0.029	0.021	0.12	24.49	25	1.125	0.033	22.1	1.6
Right side 20mm	10M_QPSK 1RB_25	20525/836.5	1:1	0.138	0.096	0.05	24.49	25	1.125	0.155	22.1	1.6
Body Test data with SIM2 (Separate 0mm)												
Right side	10M_QPSK 1RB_25	20525/836.5	1:1	0.741	0.363	0.07	24.49	25	1.125	0.833	22.1	1.6
Body Test data with SKU2 (Separate 0mm)												
Right side	10M_QPSK 1RB_25	20525/836.5	1:1	0.930	0.490	-0.04	24.49	25	1.125	1.046	22.1	1.6
Body Test data with SKU3 (Separate 0mm)												
Right side	10M_QPSK 1RB_25	20525/836.5	1:1	0.655	0.255	0.19	24.49	25	1.125	0.737	22.1	1.6
Body Test data with SKU4 (Separate 0mm)												
Right side	10M_QPSK 1RB_25	20525/836.5	1:1	0.635	0.248	0.07	24.49	25	1.125	0.714	22.1	1.6

Unless otherwise agreed in writing, this document is issued by the Company subject to its General Conditions of Service printed overleaf, available on request or accessible at <http://www.sgs.com/en/Terms-and-Conditions.aspx> and, for electronic format documents, subject to Terms and Conditions for Electronic Documents at <http://www.sgs.com/en/Terms-and-Conditions/Terms-e-Documents.aspx>. Attention is drawn to the limitation of liability, indemnification and jurisdiction issues defined therein. Any holder of this document is advised that information contained hereon reflects the Company's findings at the time of its intervention only and within the limits of Client's instructions, if any. The Company's sole responsibility is to its Client and this document does not exonerate parties to a transaction from exercising all their rights and obligations under the transaction documents. This document cannot be reproduced except in full, without prior written approval of the Company. Any unauthorized alteration, forgery or falsification of the content or appearance of this document is unlawful and offenders may be prosecuted to the fullest extent of the law. Unless otherwise stated the results shown in this test report refer only to the sample(s) tested and such sample(s) are retained for 30 days only.

Attention: To check the authenticity of testing / inspection report & certificate, please contact us at telephone: (86-755) 8307 1443, or email: CN.Doccheck@sgs.com

No.10, Weiye Road, Innovation Park, Kunshan, Jiangsu, China 215300

中国·江苏·昆山市留学生创业园伟业路10号 邮编 215300

t(86-512)57355888 f(86-512)57370818 www.sgsgroup.com.cn

t(86-512)57355888 f(86-512)57370818 sgs.china@sgs.com



8.2.9 SAR Result Of LTE Band 7

Test position	Test mode	Test Ch./Freq.	Duty Cycle	SAR (W/kg) 1-g	SAR (W/kg) 10-g	Power Drift (dB)	Conducted power (dBm)	Tune up Limit (dBm)	Scaled factor	Scaled SAR (W/kg) 1-g	Liquid Temp.	SAR limit (W/kg) 1-g
Body Test data (Separate 0mm)												
Front side	20M_QPSK 1RB_50	21100/2535.5	1:1	0.153	0.07	-0.14	23.07	23.5	1.104	0.169	22.1	1.6
Front side	20M_QPSK 50RB_0	21100/2535.5	1:1	0.132	0.063	0.01	21.75	22.5	1.189	0.155	22.1	1.6
Back side	20M_QPSK 1RB_50	21100/2535.5	1:1	0.018	0.006	-0.05	13.51	14	1.119	0.020	22.1	1.6
Back side	20M_QPSK 50RB_0	21100/2535.5	1:1	0.025	0.012	0.03	12.42	13	1.143	0.023	22.1	1.6
Left side	20M_QPSK 1RB_50	21100/2535.5	1:1	0.021	0.011	-0.02	13.51	14	1.119	0.024	22.1	1.6
Left side	20M_QPSK 50RB_0	21100/2535.5	1:1	0.028	0.013	0.11	12.42	13	1.143	0.023	22.1	1.6
Right side	20M_QPSK 1RB_50	21100/2535.5	1:1	0.819	0.304	0.16	13.51	14	1.119	0.917	22.1	1.6
Right side	20M_QPSK 1RB_50	20850/2510	1:1	0.662	0.274	0.08	12.64	14	1.368	0.903	22.1	1.6
Right side	20M_QPSK 1RB_50	21350/2560	1:1	0.695	0.249	0.04	13.31	14	1.172	0.809	22.1	1.6
Right side	20M_QPSK 50RB_0	21100/2535.5	1:1	0.733	0.284	-0.05	12.42	13	1.143	0.835	22.1	1.6
Right side	20M_QPSK 50RB_0	20850/2510	1:1	0.637	0.229	0.09	12.01	13	1.256	0.791	22.1	1.6
Right side	20M_QPSK 50RB_0	21350/2560	1:1	0.612	0.264	-0.11	12.35	13	1.161	0.708	22.1	1.6
Top side	20M_QPSK 1RB_50	21100/2535.5	1:1	0.031	0.011	0.15	23.07	23.5	1.104	0.033	22.1	1.6
Top side	20M_QPSK 50RB_0	21100/2535.5	1:1	0.032	0.009	-0.11	21.75	22.5	1.189	0.036	22.1	1.6
Bottom side	20M_QPSK 1RB_50	21100/2535.5	1:1	0.086	0.033	-0.14	23.07	23.5	1.104	0.095	22.1	1.6
Bottom side	20M_QPSK 50RB_0	21100/2535.5	1:1	0.07	0.03	0.06	21.75	22.5	1.189	0.083	22.1	1.6
Sensor triggered SAR												
Back side 20mm	20M_QPSK 1RB_50	20850/2510	1:1	0.042	0.022	0.01	22.95	23.5	1.135	0.066	22.1	1.6
Left side 10mm	20M_QPSK 1RB_50	20850/2510	1:1	0.400	0.210	0.13	22.95	23.5	1.135	0.047	22.1	1.6
Right side 20mm	20M_QPSK 1RB_50	20850/2510	1:1	0.153	0.070	0.01	22.95	23.5	1.135	0.454	22.1	1.6
Body Test data with SIM2 (Separate 0mm)												
Right side	20M_QPSK 1RB_50	21100/2535.5	1:1	0.728	0.371	0.03	13.51	14	1.119	0.815	22.1	1.6
Body Test data with SKU2 (Separate 0mm)												
Right side	20M_QPSK 1RB_50	21100/2535.5	1:1	0.712	0.274	0.15	13.51	14	1.119	0.797	22.1	1.6
Body Test data with SKU3 (Separate 0mm)												
Right side	20M_QPSK 1RB_50	21100/2535.5	1:1	0.656	0.263	-0.09	13.51	14	1.119	0.734	22.1	1.6
Body Test data with SKU4 (Separate 0mm)												
Right side	20M_QPSK 1RB_50	21100/2535.5	1:1	0.737	0.284	-0.02	13.51	14	1.119	0.825	22.1	1.6



Unless otherwise agreed in writing, this document is issued by the Company subject to its General Conditions of Service printed overleaf, available on request or accessible at <http://www.sgs.com/en/Terms-and-Conditions.aspx> and, for electronic format documents, subject to Terms and Conditions for Electronic Documents at <http://www.sgs.com/en/Terms-and-Conditions/Terms-e-Documents.aspx>. Attention is drawn to the limitation of liability, indemnification and jurisdiction issues defined therein. Any holder of this document is advised that information contained hereon reflects the Company's findings at the time of its intervention only and within the limits of Client's instructions, if any. The Company's sole responsibility is to its Client and this document does not exonerate parties to a transaction from exercising all their rights and obligations under the transaction documents. This document cannot be reproduced except in full, without prior written approval of the Company. Any unauthorized alteration, forgery or falsification of the content or appearance of this document is unlawful and offenders may be prosecuted to the fullest extent of the law. Unless otherwise stated the results shown in this test report refer only to the sample(s) tested and such sample(s) are retained for 30 days only.

Attention: To check the authenticity of testing / inspection report & certificate, please contact us at telephone: (86-755) 8307 1443, or email: CN.Doccheck@sgs.com
 No.10, Weiye Road, Innovation Park, Kunshan, Jiangsu, China 215300 t(86-512)57355888 f(86-512)57370818 www.sgsgroup.com.cn
 中国·江苏·昆山市留学生创业园伟业路10号 邮编 215300 t(86-512)57355888 f(86-512)57370818 sgs.china@sgs.com

8.2.10 SAR Result Of LTE Band 12

Test position	Test mode	Test Ch./Freq.	Duty Cycle	SAR (W/kg) 1-g	SAR (W/kg) 10-g	Power Drift (dB)	Conducted power (dBm)	Tune up Limit (dBm)	Scaled factor	Scaled SAR (W/kg) 1-g	Liquid Temp.	SAR limit (W/kg) 1-g
Body Test data (Separate 0mm)												
Front side	10M_QPSK 1RB_25	23130/711	1:1	0.029	0.018	0.15	24.18	24.5	1.076	0.031	22.1	1.6
Front side	10M_QPSK 25RB_13	23095/707.5	1:1	0.021	0.013	0.11	22.9	23.5	1.148	0.023	22.1	1.6
Back side	10M_QPSK 1RB_25	23130/711	1:1	0.113	0.078	0.04	24.18	24.5	1.076	0.122	22.1	1.6
Back side	10M_QPSK 25RB_13	23095/707.5	1:1	0.083	0.044	0.10	22.9	23.5	1.148	0.092	22.1	1.6
Left side	10M_QPSK 1RB_25	23130/711	1:1	0.011	0.007	-0.17	24.18	24.5	1.076	0.012	22.1	1.6
Left side	10M_QPSK 25RB_13	23095/707.5	1:1	0.014	0.062	-0.03	22.9	23.5	1.148	0.011	22.1	1.6
Right side	10M_QPSK 1RB_25	23130/711	1:1	1.04	0.524	0.04	24.18	24.5	1.076	1.098	22.1	1.6
Right side	10M_QPSK 1RB_25	23060/704	1:1	0.960	0.484	-0.14	24.05	24.5	1.109	1.061	22.1	1.6
Right side	10M_QPSK 1RB_25	23095/707.5	1:1	1.04	0.521	0.03	23.76	24.5	1.186	1.23	22.1	1.6
Right side	10M_QPSK 25RB_13	23095/707.5	1:1	0.854	0.425	0.14	22.9	23.5	1.148	0.978	22.1	1.6
Right side	10M_QPSK 25RB_13	23060/704	1:1	0.814	0.393	0.02	22.72	23.5	1.197	0.969	22.1	1.6
Right side	10M_QPSK 25RB_13	23130/711	1:1	0.771	0.363	0.16	22.89	23.5	1.151	0.886	22.1	1.6
Top side	10M_QPSK 1RB_25	23130/711	1:1	0.004	0.002	-0.18	24.18	24.5	1.076	0.005	22.1	1.6
Top side	10M_QPSK 25RB_13	23095/707.5	1:1	0.004	0.002	0.02	22.9	23.5	1.148	0.005	22.1	1.6
Bottom side	10M_QPSK 1RB_25	23130/711	1:1	0.017	0.01	-0.04	24.18	24.5	1.076	0.018	22.1	1.6
Bottom side	10M_QPSK 25RB_13	23095/707.5	1:1	0.022	0.010	0.03	22.9	23.5	1.148	0.023	22.1	1.6
Sensor triggered SAR												
Back side 20mm	10M_QPSK 1RB_25	23130/711	1:1	0.089	0.043	0.01	24.18	24.5	1.076	0.096	22.1	1.6
Left side 10mm	10M_QPSK 1RB_25	23130/711	1:1	0.017	0.080	-0.18	24.18	24.5	1.076	0.018	22.1	1.6
Right side 20mm	10M_QPSK 1RB_25	23130/711	1:1	0.179	0.082	-0.15	24.18	24.5	1.076	0.193	22.1	1.6
Body Test data with SIM2 (Separate 0mm)												
Right side	10M_QPSK 1RB_25	23095/707.5	1:1	0.855	0.429	0.05	23.76	24.5	1.186	1.014	22.1	1.6
Body Test data with SKU2 (Separate 0mm)												
Right side	10M_QPSK 1RB_25	23095/707.5	1:1	0.990	0.497	-0.04	23.76	24.5	1.186	1.174	22.1	1.6
Body Test data with SKU3 (Separate 0mm)												
Right side	10M_QPSK 1RB_25	23095/707.5	1:1	0.874	0.371	0.1	23.76	24.5	1.186	1.036	22.1	1.6
Body Test data with SKU4 (Separate 0mm)												
Right side	10M_QPSK 1RB_25	23095/707.5	1:1	0.912	0.398	0.13	23.76	24.5	1.186	1.081	22.1	1.6

Unless otherwise agreed in writing, this document is issued by the Company subject to its General Conditions of Service printed overleaf, available on request or accessible at <http://www.sgs.com/en/Terms-and-Conditions.aspx> and, for electronic format documents, subject to Terms and Conditions for Electronic Documents at <http://www.sgs.com/en/Terms-and-Conditions/Terms-e-Documents.aspx>. Attention is drawn to the limitation of liability, indemnification and jurisdiction issues defined therein. Any holder of this document is advised that information contained hereon reflects the Company's findings at the time of its intervention only and within the limits of Client's instructions, if any. The Company's sole responsibility is to its Client and this document does not exonerate parties to a transaction from exercising all their rights and obligations under the transaction documents. This document cannot be reproduced except in full, without prior written approval of the Company. Any unauthorized alteration, forgery or falsification of the content or appearance of this document is unlawful and offenders may be prosecuted to the fullest extent of the law. Unless otherwise stated the results shown in this test report refer only to the sample(s) tested and such sample(s) are retained for 30 days only.

Attention: To check the authenticity of testing / inspection report & certificate, please contact us at telephone: (86-755) 8307 1443, or email: CN.Doccheck@sgs.com

No.10, Weiye Road, Innovation Park, Kunshan, Jiangsu, China 215300

中国·江苏·昆山市留学生创业园伟业路10号 邮编 215300

t(86-512)57355888 f(86-512)57370818 www.sgsgroup.com.cn

t(86-512)57355888 f(86-512)57370818 sgs.china@sgs.com



Compliance Certification Services (Kunshan) Inc.
EMC Laboratory

8.2.11 SAR Result Of LTE Band 17

Test position	Test mode	Test Ch./Freq.	Duty Cycle	SAR (W/kg) 1-g	SAR (W/kg) 10-g	Power Drift (dB)	Conducted power (dBm)	Tune up Limit (dBm)	Scaled factor	Scaled SAR (W/kg) 1-g	Liquid Temp.	SAR limit (W/kg) 1-g
Body Test data (Separate 0mm)												
Front side	10M_QPSK 1RB_25	23790/710	1:1	0.032	0.019	-0.07	24.54	25	1.112	0.035	22.1	1.6
Front side	10M_QPSK 25RB_13	23780/709	1:1	0.022	0.011	0.03	23.18	23.5	1.076	0.022	22.1	1.6
Back side	10M_QPSK 1RB_25	23790/710	1:1	0.075	0.042	-0.14	24.54	25	1.112	0.083	22.1	1.6
Back side	10M_QPSK 25RB_13	23780/709	1:1	0.069	0.034	0.05	23.18	23.5	1.076	0.065	22.1	1.6
Left side	10M_QPSK 1RB_25	23790/710	1:1	0.025	0.011	-0.17	24.54	25	1.112	0.028	22.1	1.6
Left side	10M_QPSK 25RB_13	23780/709	1:1	0.038	0.017	0.11	23.18	23.5	1.076	0.032	22.1	1.6
Right side	10M_QPSK 1RB_25	23790/710	1:1	1.13	0.572	-0.02	24.54	25	1.112	1.26	22.1	1.6
Right side	10M_QPSK 1RB_25	23780/709	1:1	0.817	0.372	-0.04	24.35	25	1.161	0.945	22.1	1.6
Right side	10M_QPSK 1RB_25	23800/711	1:1	0.939	0.476	-0.08	24.54	25	1.112	1.03	22.1	1.6
Right side	10M_QPSK 25RB_13	23780/709	1:1	0.821	0.424	0.02	23.18	23.5	1.076	0.883	22.1	1.6
Right side	10M_QPSK 25RB_13	23790/710	1:1	0.935	0.483	0.06	23.01	23.5	1.119	1.035	22.1	1.6
Right side	10M_QPSK 25RB_13	23800/711	1:1	0.794	0.402	-0.07	23.1	23.5	1.096	0.867	22.1	1.6
Top side	10M_QPSK 1RB_25	23790/710	1:1	0.006	0.004	-0.04	24.54	25	1.112	0.007	22.1	1.6
Top side	10M_QPSK 25RB_13	23780/709	1:1	0.011	0.005	-0.13	23.18	23.5	1.076	0.011	22.1	1.6
Bottom side	10M_QPSK 1RB_25	23790/710	1:1	0.019	0.009	-0.11	24.54	25	1.112	0.021	22.1	1.6
Bottom side	10M_QPSK 25RB_13	23780/709	1:1	0.026	0.012	0.09	23.18	23.5	1.076	0.022	22.1	1.6
Sensor triggered SAR												
Back side 20mm	10M_QPSK 1RB_25	23790/710	1:1	0.077	0.032	-0.13	24.54	25	1.112	0.086	22.1	1.6
Left side 10mm	10M_QPSK 1RB_25	23790/710	1:1	0.019	0.070	0.11	24.54	25	1.112	0.021	22.1	1.6
Right side 20mm	10M_QPSK 1RB_25	23790/710	1:1	0.088	0.051	0.08	24.54	25	1.112	0.098	22.1	1.6
Body Test data with SIM2 (Separate 0mm)												
Right side	10M_QPSK 1RB_25	23790/710	1:1	0.922	0.438	0.02	24.54	25	1.112	1.025	22.1	1.6
Body Test data with SKU2 (Separate 0mm)												
Right side	10M_QPSK 1RB_25	23790/710	1:1	0.970	0.469	-0.11	24.54	25	1.112	1.078	22.1	1.6
Body Test data with SKU3 (Separate 0mm)												
Right side	10M_QPSK 1RB_25	23790/710	1:1	0.943	0.408	-0.05	24.54	25	1.112	1.048	22.1	1.6
Body Test data with SKU4 (Separate 0mm)												
Right side	10M_QPSK 1RB_25	23790/710	1:1	0.837	0.355	0.07	24.54	25	1.112	0.931	22.1	1.6

Unless otherwise agreed in writing, this document is issued by the Company subject to its General Conditions of Service printed overleaf, available on request or accessible at <http://www.sgs.com/en/Terms-and-Conditions.aspx> and, for electronic format documents, subject to Terms and Conditions for Electronic Documents at <http://www.sgs.com/en/Terms-and-Conditions/Terms-e-Documents.aspx>. Attention is drawn to the limitation of liability, indemnification and jurisdiction issues defined therein. Any holder of this document is advised that information contained hereon reflects the Company's findings at the time of its intervention only and within the limits of Client's instructions, if any. The Company's sole responsibility is to its Client and this document does not exonerate parties to a transaction from exercising all their rights and obligations under the transaction documents. This document cannot be reproduced except in full, without prior written approval of the Company. Any unauthorized alteration, forgery or falsification of the content or appearance of this document is unlawful and offenders may be prosecuted to the fullest extent of the law. Unless otherwise stated the results shown in this test report refer only to the sample(s) tested and such sample(s) are retained for 30 days only.

Attention: To check the authenticity of testing /inspection report & certificate, please contact us at telephone: (86-755) 8307 1443, or email: CN.Doccheck@sgs.com

No.10, Weiye Road, Innovation Park, Kunshan, Jiangsu, China 215300

中国·江苏·昆山市留学生创业园伟业路10号 邮编 215300

t(86-512)57355888 f(86-512)57370818 www.sgsgroup.com.cn

t(86-512)57355888 f(86-512)57370818 sgs.china@sgs.com



8.2.12 SAR Result Of LTE Band 25

Test position	Test mode	Test Ch./Freq.	Duty Cycle	SAR (W/kg) 1-g	SAR (W/kg) 10-g	Power Drift (dB)	Conducted power (dBm)	Tune up Limit (dBm)	Scaled factor	Scaled SAR (W/kg) 1-g	Liquid Temp.	SAR limit (W/kg) 1-g
Body Test data (Separate 0mm)												
Front side	20M_QPSK 1RB_50	26590/1905	1:1	0.12	0.067	0.04	23.79	24.5	1.178	0.142	22.3	1.6
Front side	20M_QPSK 50RB_25	26590/1905	1:1	0.104	0.034	0.02	22.53	23	1.114	0.111	22.3	1.6
Back side	20M_QPSK 1RB_50	26590/1905	1:1	0.020	0.008	0.19	15.4	16	1.148	0.023	22.3	1.6
Back side	20M_QPSK 50RB_25	26590/1905	1:1	0.022	0.013	0.11	14.22	15	1.197	0.024	22.3	1.6
Left side	20M_QPSK 1RB_50	26590/1905	1:1	0.042	0.022	0.08	15.4	16	1.148	0.048	22.3	1.6
Left side	20M_QPSK 50RB_25	26590/1905	1:1	0.030	0.013	-0.06	14.22	15	1.197	0.036	22.3	1.6
Right side	20M_QPSK 1RB_50	26590/1905	1:1	0.82	0.38	0.04	15.4	16	1.148	0.941	22.3	1.6
Right side	20M_QPSK 1RB_50	26140/1860	1:1	0.75	0.31	0.04	15.35	16	1.161	0.868	22.3	1.6
Right side	20M_QPSK 1RB_50	26365/1882.5	1:1	0.911	0.407	0.14	15.39	16	1.151	1.05	22.3	1.6
Right side	20M_QPSK 50RB_25	26590/1905	1:1	0.825	0.366	-0.07	14.22	15	1.197	0.981	22.3	1.6
Right side	20M_QPSK 50RB_25	26140/1860	1:1	0.645	0.282	-0.06	14.06	15	1.242	0.792	22.3	1.6
Right side	20M_QPSK 50RB_25	26365/1882.5	1:1	0.792	0.356	0.09	14.1	15	1.230	0.972	22.3	1.6
Top side	20M_QPSK 1RB_50	26590/1905	1:1	0.022	0.011	0.02	23.79	24.5	1.178	0.026	22.3	1.6
Top side	20M_QPSK 50RB_25	26590/1905	1:1	0.026	0.012	0.09	22.53	23	1.114	0.022	22.3	1.6
Bottom side	20M_QPSK 1RB_50	26590/1905	1:1	0.066	0.032	-0.05	23.79	24.5	1.178	0.078	22.3	1.6
Bottom side	20M_QPSK 50RB_25	26590/1905	1:1	0.061	0.035	0.14	22.53	23	1.114	0.067	22.3	1.6
Sensor triggered SAR												
Back side 20mm	20M_QPSK 1RB_50	26590/1905	1:1	0.160	0.130	0.19	23.79	24.5	1.178	0.188	22.3	1.6
Left side 10mm	20M_QPSK 1RB_50	26590/1905	1:1	0.116	0.065	-0.07	23.79	24.5	1.178	0.137	22.3	1.6
Right side 20mm	20M_QPSK 1RB_50	26590/1905	1:1	0.310	0.260	0.01	23.79	24.5	1.178	0.365	22.3	1.6
Body Test data with SIM2 (Separate 0mm)												
Right side	20M_QPSK 1RB_50	26365/1882.5	1:1	0.892	0.466	0.11	15.39	16	1.151	1.03	22.3	1.6
Body Test data with SKU2 (Separate 0mm)												
Right side	20M_QPSK 1RB_50	26365/1882.5	1:1	1.07	0.482	0.13	15.39	16	1.151	1.23	22.3	1.6
Body Test data with SKU3 (Separate 0mm)												
Right side	20M_QPSK 1RB_50	26365/1882.5	1:1	0.722	0.388	-0.07	15.39	16	1.151	0.831	22.3	1.6
Body Test data with SKU4 (Separate 0mm)												
Right side	20M_QPSK 1RB_50	26365/1882.5	1:1	0.625	0.257	-0.16	15.39	16	1.151	0.719	22.3	1.6

Unless otherwise agreed in writing, this document is issued by the Company subject to its General Conditions of Service printed overleaf, available on request or accessible at <http://www.sgs.com/en/Terms-and-Conditions.aspx> and, for electronic format documents, subject to Terms and Conditions for Electronic Documents at <http://www.sgs.com/en/Terms-and-Conditions/Terms-e-Documents.aspx>. Attention is drawn to the limitation of liability, indemnification and jurisdiction issues defined therein. Any holder of this document is advised that information contained hereon reflects the Company's findings at the time of its intervention only and within the limits of Client's instructions, if any. The Company's sole responsibility is to its Client and this document does not exonerate parties to a transaction from exercising all their rights and obligations under the transaction documents. This document cannot be reproduced except in full, without prior written approval of the Company. Any unauthorized alteration, forgery or falsification of the content or appearance of this document is unlawful and offenders may be prosecuted to the fullest extent of the law. Unless otherwise stated the results shown in this test report refer only to the sample(s) tested and such sample(s) are retained for 30 days only.

Attention: To check the authenticity of testing /inspection report & certificate, please contact us at telephone: (86-755) 8307 1443, or email: CN.Doccheck@sgs.com

No.10, Weiye Road, Innovation Park, Kunshan, Jiangsu, China 215300

中国·江苏·昆山市留学生创业园伟业路10号 邮编 215300

t(86-512)57355888 f(86-512)57370818 www.sgs.com.cn

t(86-512)57355888 f(86-512)57370818 sgs.china@sgs.com



8.2.13 SAR Result Of LTE Band 26

Test position	Test mode	Test Ch./Freq.	Duty Cycle	SAR (W/kg) 1-g	SAR (W/kg) 10-g	Power Drift (dB)	Conducted power (dBm)	Tune up Limit (dBm)	Scaled factor	Scaled SAR (W/kg) 1-g	Liquid Temp.	SAR limit (W/kg) 1-g
Body Test data (Separate 0mm)												
Front side	10M_QPSK 1RB_25	26865/831.5	1:1	0.025	0.015	-0.16	24.2	25	1.202	0.030	22.1	1.6
Front side	10M_QPSK 25RB_25	26865/831.5	1:1	0.022	0.011	0.05	23.22	23.5	1.067	0.023	22.3	1.6
Back side	10M_QPSK 1RB_25	26865/831.5	1:1	0.030	0.008	0.12	24.2	25	1.202	0.036	22.3	1.6
Back side	10M_QPSK 25RB_25	26865/831.5	1:1	0.032	0.014	0.01	23.22	23.5	1.067	0.034	22.1	1.6
Left side	10M_QPSK 1RB_25	26865/831.5	1:1	0.042	0.022	-0.11	24.2	25	1.202	0.050	22.1	1.6
Left side	10M_QPSK 25RB_25	26865/831.5	1:1	0.033	0.015	0.09	23.22	23.5	1.067	0.035	22.1	1.6
Right side	10M_QPSK 1RB_25	26865/831.5	1:1	0.876	0.454	0.13	24.2	25	1.202	1.05	22.1	1.6
Right side	10M_QPSK 1RB_25	26740/819	1:1	0.724	0.342	-0.06	24.13	25	1.222	0.885	22.1	1.6
Right side	10M_QPSK 1RB_25	26990/844	1:1	0.627	0.291	0.11	23.85	25	1.303	0.817	22.1	1.6
Right side	10M_QPSK 25RB_25	26865/831.5	1:1	0.616	0.323	0.08	23.22	23.5	1.067	0.657	22.1	1.6
Right side	10M_QPSK 25RB_25	26740/819	1:1	0.637	0.288	0.01	23.19	23.5	1.074	0.684	22.3	1.6
Right side	10M_QPSK 25RB_25	26990/844	1:1	0.575	0.262	0.17	23.15	23.5	1.084	0.623	22.3	1.6
Top side	10M_QPSK 1RB_25	26865/831.5	1:1	0.008	0.004	0.02	24.2	25	1.202	0.010	22.1	1.6
Top side	10M_QPSK 25RB_25	26865/831.5	1:1	0.003	0.001	0.03	23.22	23.5	1.067	0.003	22.1	1.6
Bottom side	10M_QPSK 1RB_25	26865/831.5	1:1	0.019	0.008	0.01	24.2	25	1.202	0.023	22.1	1.6
Bottom side	10M_QPSK 25RB_25	26865/831.5	1:1	0.022	0.011	0.19	23.22	23.5	1.067	0.023	22.1	1.6
Sensor triggered SAR												
Back side 20mm	10M_QPSK 1RB_25	26865/831.5	1:1	0.220	0.110	0.16	24.2	25	1.202	0.264	22.1	1.6
Left side 10mm	10M_QPSK 1RB_25	26865/831.5	1:1	0.140	0.070	0.11	24.2	25	1.202	0.168	22.1	1.6
Right side 20mm	10M_QPSK 1RB_25	26865/831.5	1:1	0.210	0.112	0.19	24.2	25	1.202	0.252	22.1	1.6
Body Test data with SIM2 (Separate 0mm)												
Right side	10M_QPSK 1RB_25	26865/831.5	1:1	0.738	0.361	0.07	24.2	25	1.202	0.887	22.1	1.6
Body Test data with SKU2 (Separate 0mm)												
Right side	10M_QPSK 1RB_25	26865/831.5	1:1	0.843	0.431	0.07	24.2	25	1.202	1.01	22.1	1.6
Body Test data with SKU3 (Separate 0mm)												
Right side	10M_QPSK 1RB_25	26865/831.5	1:1	0.667	0.31	-0.11	24.2	25	1.202	0.802	22.1	1.6
Body Test data with SKU4 (Separate 0mm)												
Right side	10M_QPSK 1RB_25	26865/831.5	1:1	0.739	0.364	-0.01	24.2	25	1.202	0.888	22.1	1.6

Unless otherwise agreed in writing, this document is issued by the Company subject to its General Conditions of Service printed overleaf, available on request or accessible at <http://www.sgs.com/en/Terms-and-Conditions.aspx> and, for electronic format documents, subject to Terms and Conditions for Electronic Documents at <http://www.sgs.com/en/Terms-and-Conditions/Terms-e-Documents.aspx>. Attention is drawn to the limitation of liability, indemnification and jurisdiction issues defined therein. Any holder of this document is advised that information contained hereon reflects the Company's findings at the time of its intervention only and within the limits of Client's instructions, if any. The Company's sole responsibility is to its Client and this document does not exonerate parties to a transaction from exercising all their rights and obligations under the transaction documents. This document cannot be reproduced except in full, without prior written approval of the Company. Any unauthorized alteration, forgery or falsification of the content or appearance of this document is unlawful and offenders may be prosecuted to the fullest extent of the law. Unless otherwise stated the results shown in this test report refer only to the sample(s) tested and such sample(s) are retained for 30 days only.

Attention: To check the authenticity of testing /inspection report & certificate, please contact us at telephone: (86-755) 8307 1443, or email: CN.Doccheck@sgs.com

No.10, Weiye Road, Innovation Park, Kunshan, Jiangsu, China 215300

中国·江苏·昆山市留学生创业园伟业路10号 邮编 215300

t(86-512)57355888 f(86-512)57370818 www.sgsgroup.com.cn

t(86-512)57355888 f(86-512)57370818 sgs.china@sgs.com



8.2.14 SAR Result Of LTE Band 38

Test position	Test mode	Test Ch./Freq.	Duty Cycle	SAR (W/kg) 1-g	SAR (W/kg) 10-g	Power Drift (dB)	Conducted power (dBm)	Tune up Limit (dBm)	Scaled factor	Scaled SAR (W/kg) 1-g	Liquid Temp.	SAR limit (W/kg) 1-g
Body Test data (Separate 0mm)												
Front side	20M_QPSK 1RB_50	38150/2610	1:1	0.091	0.043	0.06	23.46	24	1.132	0.103	22.1	1.6
Front side	20M_QPSK 50RB_25	38150/2610	1:1	0.072	0.033	0.13	22.24	23	1.191	0.083	22.1	1.6
Back side	20M_QPSK 1RB_50	38150/2610	1:1	0.032	0.015	-0.04	15.85	16.5	1.161	0.037	22.1	1.6
Back side	20M_QPSK 50RB_25	38150/2610	1:1	0.031	0.012	0.07	15.44	16	1.138	0.034	22.1	1.6
Left side	20M_QPSK 1RB_50	38150/2610	1:1	0.017	0.009	0.01	15.85	16.5	1.161	0.020	22.1	1.6
Left side	20M_QPSK 50RB_25	38150/2610	1:1	0.025	0.014	0.04	15.44	16	1.138	0.023	22.1	1.6
Right side	20M_QPSK 1RB_50	38150/2610	1:1	0.911	0.352	-0.08	15.85	17	1.303	1.19	22.1	1.6
Right side	20M_QPSK 1RB_50	37850/2580	1:1	0.751	0.263	0.08	15.71	17	1.346	1.01	22.1	1.6
Right side	20M_QPSK 1RB_50	38000/2595	1:1	0.675	0.259	0.16	15.62	17	1.374	0.926	22.1	1.6
Right side	20M_QPSK 50RB_25	38150/2610	1:1	0.852	0.342	-0.03	15.44	16	1.138	0.968	22.1	1.6
Right side	20M_QPSK 50RB_25	37850/2580	1:1	0.645	0.251	0.17	15.33	16	1.167	0.744	22.1	1.6
Right side	20M_QPSK 50RB_25	38000/2595	1:1	0.771	0.290	0.10	15.29	16	1.178	0.907	22.1	1.6
Top side	20M_QPSK 1RB_50	38150/2610	1:1	0.017	0.009	-0.13	23.46	24	1.132	0.020	22.1	1.6
Top side	20M_QPSK 50RB_25	38150/2610	1:1	0.024	0.011	0.14	22.24	23	1.191	0.024	22.1	1.6
Bottom side	20M_QPSK 1RB_50	38150/2610	1:1	0.053	0.024	-0.01	23.46	24	1.132	0.060	22.1	1.6
Bottom side	20M_QPSK 50RB_25	38150/2610	1:1	0.048	0.021	0.03	22.24	23	1.191	0.048	22.1	1.6
Sensor triggered SAR												
Back side 20mm	20M_QPSK 1RB_50	38150/2610	1:1	0.057	0.033	0.05	23.46	24	1.132	0.064	22.1	1.6
Left side 10mm	20M_QPSK 1RB_50	38150/2610	1:1	0.035	0.019	-0.05	23.46	24	1.132	0.040	22.1	1.6
Right side 20mm	20M_QPSK 1RB_50	38150/2610	1:1	0.255	0.133	-0.11	23.46	24	1.132	0.289	22.1	1.6
Body Test data with SIM2 (Separate 0mm)												
Right side	20M_QPSK 1RB_50	38150/2610	1:1	0.851	0.433	0.01	15.85	17	1.303	1.109	22.1	1.6
Body Test data with SKU2 (Separate 0mm)												
Right side	20M_QPSK 1RB_50	38150/2610	1:1	0.500	0.208	-0.09	15.85	17	1.303	0.652	22.1	1.6
Body Test data with SKU3 (Separate 0mm)												
Right side	20M_QPSK 1RB_50	38150/2610	1:1	0.685	0.261	0.08	15.85	17	1.303	0.893	22.1	1.6
Body Test data with SKU4 (Separate 0mm)												
Right side	20M_QPSK 1RB_50	38150/2610	1:1	0.712	0.337	0.13	15.85	17	1.303	0.928	22.1	1.6

Unless otherwise agreed in writing, this document is issued by the Company subject to its General Conditions of Service printed overleaf, available on request or accessible at <http://www.sgs.com/en/Terms-and-Conditions.aspx> and, for electronic format documents, subject to Terms and Conditions for Electronic Documents at <http://www.sgs.com/en/Terms-and-Conditions/Terms-e-Documents.aspx>. Attention is drawn to the limitation of liability, indemnification and jurisdiction issues defined therein. Any holder of this document is advised that information contained hereon reflects the Company's findings at the time of its intervention only and within the limits of Client's instructions, if any. The Company's sole responsibility is to its Client and this document does not exonerate parties to a transaction from exercising all their rights and obligations under the transaction documents. This document cannot be reproduced except in full, without prior written approval of the Company. Any unauthorized alteration, forgery or falsification of the content or appearance of this document is unlawful and offenders may be prosecuted to the fullest extent of the law. Unless otherwise stated the results shown in this test report refer only to the sample(s) tested and such sample(s) are retained for 30 days only.

Attention: To check the authenticity of testing /inspection report & certificate, please contact us at telephone: (86-755) 8307 1443, or email: CN.Doccheck@sgs.com

No.10, Weiye Road, Innovation Park, Kunshan, Jiangsu, China 215300
 中国·江苏·昆山市留学生创业园伟业路10号 邮编 215300

t(86-512)57355888 f(86-512)57370818 www.sgsgroup.com.cn
 t(86-512)57355888 f(86-512)57370818 sgs.china@sgs.com



8.2.15 SAR Result Of LTE Band 41

Test position	Test mode	Test Ch./Freq.	Duty Cycle	SAR (W/kg) 1-g	SAR (W/kg) 10-g	Power Drift (dB)	Conducted power (dBm)	Tune up Limit (dBm)	Scaled factor	Scaled SAR (W/kg) 1-g	Liquid Temp.	SAR limit (W/kg) 1-g
Body Test data (Separate 0mm)												
Front side	20M_QPSK 1RB_50	41490/2680	1:1	0.088	0.045	-0.10	23.56	24	1.107	0.098	22.1	1.6
Front side	20M_QPSK 50RB_25	41490/2680	1:1	0.072	0.031	0.01	22.2	23	1.202	0.084	22.1	1.6
Back side	20M_QPSK 1RB_50	41490/2680	1:1	0.022	0.011	0.01	16.77	17	1.054	0.023	22.1	1.6
Back side	20M_QPSK 50RB_25	41490/2680	1:1	0.026	0.011	0.06	15.81	16	1.045	0.021	22.1	1.6
Left side	20M_QPSK 1RB_50	41490/2680	1:1	0.024	0.012	-0.16	16.77	17	1.054	0.025	22.1	1.6
Left side	20M_QPSK 50RB_25	41490/2680	1:1	0.027	0.012	0.19	15.81	16	1.045	0.021	22.1	1.6
Right side	20M_QPSK 1RB_50	41490/2680	1:1	0.722	0.383	-0.05	16.77	17	1.054	0.759	22.1	1.6
Right side	20M_QPSK 1RB_50	39750/2506	1:1	0.626	0.294	-0.17	15.22	17	1.507	0.934	22.1	1.6
Right side	20M_QPSK 1RB_50	40620/2593	1:1	0.871	0.335	-0.18	15.59	17	1.384	1.20	22.1	1.6
Right side	20M_QPSK 50RB_25	41490/2680	1:1	0.635	0.334	-0.16	15.81	16	1.045	0.658	22.1	1.6
Top side	20M_QPSK 1RB_50	41490/2680	1:1	0.015	0.006	0.17	23.56	24	1.107	0.017	22.1	1.6
Top side	20M_QPSK 50RB_25	41490/2680	1:1	0.019	0.010	0.06	22.2	23	1.202	0.012	22.1	1.6
Bottom side	20M_QPSK 1RB_50	41490/2680	1:1	0.053	0.019	0.16	23.56	24	1.107	0.058	22.1	1.6
Bottom side	20M_QPSK 50RB_25	41490/2680	1:1	0.043	0.020	0.08	22.2	23	1.202	0.048	22.1	1.6
Sensor triggered SAR												
Back side 20mm	20M_QPSK 1RB_50	41490/2680	1:1	0.065	0.037	0.02	23.56	24	1.107	0.072	22.1	1.6
Left side 10mm	20M_QPSK 1RB_50	41490/2680	1:1	0.024	0.012	0.15	23.56	24	1.107	0.026	22.1	1.6
Right side 20mm	20M_QPSK 1RB_50	41490/2680	1:1	0.163	0.084	0.05	23.56	24	1.107	0.180	22.1	1.6
Body Test data with SIM2 (Separate 0mm)												
Right side	20M_QPSK 1RB_50	40620/2593	1:1	0.722	0.324	0.16	15.59	17	1.384	0.999	22.1	1.6
Body Test data with SKU2 (Separate 0mm)												
Right side	20M_QPSK 1RB_50	40620/2593	1:1	0.465	0.201	0.13	15.59	17	1.384	0.643	22.1	1.6
Body Test data with SKU3 (Separate 0mm)												
Right side	20M_QPSK 1RB_50	40620/2593	1:1	0.635	0.271	0.11	15.59	17	1.384	0.879	22.1	1.6
Body Test data with SKU4 (Separate 0mm)												
Right side	20M_QPSK 1RB_50	40620/2593	1:1	0.554	0.246	0.09	15.59	17	1.384	0.766	22.1	1.6

Unless otherwise agreed in writing, this document is issued by the Company subject to its General Conditions of Service printed overleaf, available on request or accessible at <http://www.sgs.com/en/Terms-and-Conditions.aspx> and, for electronic format documents, subject to Terms and Conditions for Electronic Documents at <http://www.sgs.com/en/Terms-and-Conditions/Terms-e-Documents.aspx>. Attention is drawn to the limitation of liability, indemnification and jurisdiction issues defined therein. Any holder of this document is advised that information contained hereon reflects the Company's findings at the time of its intervention only and within the limits of Client's instructions, if any. The Company's sole responsibility is to its Client and this document does not exonerate parties to a transaction from exercising all their rights and obligations under the transaction documents. This document cannot be reproduced except in full, without prior written approval of the Company. Any unauthorized alteration, forgery or falsification of the content or appearance of this document is unlawful and offenders may be prosecuted to the fullest extent of the law. Unless otherwise stated the results shown in this test report refer only to the sample(s) tested and such sample(s) are retained for 30 days only.

Attention: To check the authenticity of testing /inspection report & certificate, please contact us at telephone: (86-755) 8307 1443, or email: CN.Doccheck@sgs.com

No.10, Weiye Road, Innovation Park, Kunshan, Jiangsu, China 215300
 中国·江苏·昆山市留学生创业园伟业路10号 邮编 215300

t(86-512)57355888 f(86-512)57370818 www.sgsgroup.com.cn
 t(86-512)57355888 f(86-512)57370818 sgs.china@sgs.com



8.2.16 SAR Result Of LTE Band 66

Test position	Test mode	Test Ch./Freq.	Duty Cycle	SAR (W/kg) 1-g	SAR (W/kg) 10-g	Power Drift (dB)	Conducted power (dBm)	Tune up Limit (dBm)	Scaled factor	Scaled SAR (W/kg) 1-g	Liquid Temp.	SAR limit (W/kg) 1-g
Body Test data (Separate 0mm)												
Front side	20M_QPSK 1RB_0	132322/1745	1:1	0.052	0.028	0.07	24.33	25	1.167	0.061	22.2	1.6
Front side	20M_QPSK 50RB_50	132072/1720	1:1	0.042	0.021	0.03	23.08	23.5	1.102	0.044	22.2	1.6
Back side	20M_QPSK 1RB_0	132322/1745	1:1	0.019	0.007	-0.17	18.76	19.5	1.186	0.023	22.2	1.6
Back side	20M_QPSK 50RB_50	132072/1720	1:1	0.025	0.017	-0.05	17.73	18.5	1.194	0.024	22.2	1.6
Left side	20M_QPSK 1RB_0	132322/1745	1:1	0.094	0.041	-0.02	18.76	19.5	1.186	0.107	22.2	1.6
Left side	20M_QPSK 50RB_50	132072/1720	1:1	0.082	0.034	0.07	17.73	18.5	1.194	0.096	22.2	1.6
Right side	20M_QPSK 1RB_0	132322/1745	1:1	0.805	0.345	0.03	18.76	19.5	1.186	0.955	22.2	1.6
Right side	20M_QPSK 1RB_0	132072/1720	1:1	0.645	0.371	0.19	18.22	19.5	1.343	0.859	22.2	1.6
Right side	20M_QPSK 1RB_0	132572/1770	1:1	0.674	0.343	-0.02	17.98	19.5	1.419	0.951	22.2	1.6
Right side	20M_QPSK 50RB_50	132072/1720	1:1	0.718	0.339	0.05	17.73	18.5	1.194	0.848	22.2	1.6
Right side	20M_QPSK 50RB_50	132322/1745	1:1	0.646	0.324	0.06	17.36	18.5	1.300	0.832	22.2	1.6
Right side	20M_QPSK 50RB_50	132572/1770	1:1	0.695	0.312	-0.15	17.34	18.5	1.306	0.901	22.2	1.6
Top side	20M_QPSK 1RB_0	132322/1745	1:1	0.008	0.006	0.11	24.33	25	1.167	0.010	22.2	1.6
Top side	20M_QPSK 50RB_50	132072/1720	1:1	0.019	0.010	0.16	23.08	23.5	1.102	0.011	22.2	1.6
Bottom side	20M_QPSK 1RB_0	132322/1745	1:1	0.039	0.015	-0.11	24.33	25	1.167	0.035	22.2	1.6
Bottom side	20M_QPSK 50RB_50	132072/1720	1:1	0.033	0.018	0.08	23.08	23.5	1.102	0.033	22.2	1.6
Sensor triggered SAR												
Back side 20mm	20M_QPSK 1RB_0	132322/1745	1:1	0.110	0.120	0.15	24.33	25	1.167	0.128	22.2	1.6
Left side 10mm	20M_QPSK 1RB_0	132322/1745	1:1	0.270	0.210	0.08	24.33	25	1.167	0.315	22.2	1.6
Right side 20mm	20M_QPSK 1RB_0	132322/1745	1:1	0.350	0.200	0.12	24.33	25	1.167	0.408	22.2	1.6
Body Test data with SIM2 (Separate 0mm)												
Right side	20M_QPSK 1RB_0	132322/1745	1:1	0.711	0.351	0.14	18.76	19.5	1.186	0.843	22.2	1.6
Body Test data with SKU2 (Separate 0mm)												
Right side	20M_QPSK 1RB_0	132322/1745	1:1	0.954	0.462	0.08	18.76	19.5	1.186	1.131	22.2	1.6
Body Test data with SKU3 (Separate 0mm)												
Right side	20M_QPSK 1RB_0	132322/1745	1:1	0.643	0.232	0.01	18.76	19.5	1.186	0.762	22.2	1.6
Body Test data with SKU4 (Separate 0mm)												
Right side	20M_QPSK 1RB_0	132322/1745	1:1	0.592	0.263	0.04	18.76	19.5	1.186	0.702	22.2	1.6

Unless otherwise agreed in writing, this document is issued by the Company subject to its General Conditions of Service printed overleaf, available on request or accessible at <http://www.sgs.com/en/Terms-and-Conditions.aspx> and, for electronic format documents, subject to Terms and Conditions for Electronic Documents at <http://www.sgs.com/en/Terms-and-Conditions/Terms-e-Document.aspx>. Attention is drawn to the limitation of liability, indemnification and jurisdiction issues defined therein. Any holder of this document is advised that information contained hereon reflects the Company's findings at the time of its intervention only and within the limits of Client's instructions, if any. The Company's sole responsibility is to its Client and this document does not exonerate parties to a transaction from exercising all their rights and obligations under the transaction documents. This document cannot be reproduced except in full, without prior written approval of the Company. Any unauthorized alteration, forgery or falsification of the content or appearance of this document is unlawful and offenders may be prosecuted to the fullest extent of the law. Unless otherwise stated the results shown in this test report refer only to the sample(s) tested and such sample(s) are retained for 30 days only.

Attention: To check the authenticity of testing /inspection report & certificate, please contact us at telephone: (86-755) 8307 1443, or email: CN.Doccheck@sgs.com

No.10, Weiye Road, Innovation Park, Kunshan, Jiangsu, China 215300

中国·江苏·昆山市留学生创业园伟业路10号 邮编 215300

t(86-512)57355888 f(86-512)57370818 www.sgsgroup.com.cn

t(86-512)57355888 f(86-512)57370818 sgs.china@sgs.com



8.2.17 SAR Result Of 2.4GHz Wi-Fi

Test position	Test mode	Test Ch./Freq.	Duty Cycle	Duty Cycle Scaled factor	SAR (W/kg) 1-g	SAR (W/kg) 10-g	Power drift (dB)	Conducted power (dBm)	Tune up Limit (dBm)	Scaled factor	Scaled SAR (W/kg) 1-g	Liquid Temp.	SAR limit (W/kg) 1-g
Body Test data (Separate 0mm)													
Front side	802.11b	11/2462	97.61%	1.024	0.114	0.063	0.04	14.13	14.50	1.089	0.127	22.0	1.6
Back side	802.11b	11/2462	97.61%	1.024	0.023	0.011	-0.01	14.13	14.50	1.089	0.026	22.0	1.6
Left side	802.11b	11/2462	97.61%	1.024	0.543	0.227	-0.15	14.13	14.50	1.089	0.605	22.0	1.6
Right side	802.11b	11/2462	97.61%	1.024	0.014	0.008	0.08	14.13	14.50	1.089	0.016	22.0	1.6
Top side	802.11b	11/2462	97.61%	1.024	0.012	0.007	-0.03	14.13	14.50	1.089	0.013	22.0	1.6
Bottom side	802.11b	11/2462	97.61%	1.024	0.009	0.005	-0.17	14.13	14.50	1.089	0.010	22.0	1.6
Left side	802.11b	1/2412	97.61%	1.024	0.669	0.276	-0.11	13.96	14.50	1.132	0.776	22.0	1.6
Left side	802.11b	6/2437	97.61%	1.024	0.511	0.215	0.02	13.50	14.50	1.259	0.659	22.0	1.6
Sensor triggered SAR													
Back side 20mm	802.11b	1/2412	97.61%	1.024	0.042	0.019	-0.11	13.96	14.50	1.132	0.049	22.0	1.6
Left side 10mm	802.11b	1/2412	97.61%	1.024	0.068	0.028	-0.11	13.96	14.50	1.132	0.079	22.0	1.6
Right side 20mm	802.11b	1/2412	97.61%	1.024	0.022	0.011	-0.11	13.96	14.50	1.132	0.026	22.0	1.6
Body Test data with SKU2 (Separate 0mm)													
Left side	802.11b	11/2462	97.61%	1.024	0.678	0.286	-0.11	13.96	14.50	1.132	0.786	22.0	1.6
Body Test data with SKU3 (Separate 0mm)													
Left side	802.11b	11/2462	97.61%	1.024	0.623	0.241	0.06	13.96	14.50	1.132	0.722	22.0	1.6
Body Test data with SKU4 (Separate 0mm)													
Left side	802.11b	11/2462	97.61%	1.024	0.652	0.261	0.06	13.96	14.50	1.132	0.756	22.0	1.6

Unless otherwise agreed in writing, this document is issued by the Company subject to its General Conditions of Service printed overleaf, available on request or accessible at <http://www.sgs.com/en/Terms-and-Conditions.aspx> and, for electronic format documents, subject to Terms and Conditions for Electronic Documents at <http://www.sgs.com/en/Terms-and-Conditions/Terms-e-Documents.aspx>. Attention is drawn to the limitation of liability, indemnification and jurisdiction issues defined therein. Any holder of this document is advised that information contained hereon reflects the Company's findings at the time of its intervention only and within the limits of Client's instructions, if any. The Company's sole responsibility is to its Client and this document does not exonerate parties to a transaction from exercising all their rights and obligations under the transaction documents. This document cannot be reproduced except in full, without prior written approval of the Company. Any unauthorized alteration, forgery or falsification of the content or appearance of this document is unlawful and offenders may be prosecuted to the fullest extent of the law. Unless otherwise stated the results shown in this test report refer only to the sample(s) tested and such sample(s) are retained for 30 days only.

Attention: To check the authenticity of testing /inspection report & certificate, please contact us at telephone: (86-755) 8307 1443, or email: CN.Doccheck@sgs.com

No.10, Weiye Road, Innovation Park, Kunshan, Jiangsu, China 215300
 中国·江苏·昆山市留学生创业园伟业路10号 邮编 215300

t(86-512)57355888 f(86-512)57370818 www.sgs.com.cn
 t(86-512)57355888 f(86-512)57370818 sgs.china@sgs.com



8.2.18 SAR Result Of Bluetooth

Test position	Test mode	Test ch./Freq.	Duty Cycle	Duty Cycle Scaled factor	SAR (W/kg) 1-g	SAR (W/kg) 10-g	Power drift (dB)	Conducted Power (dBm)	Tune up Limit (dBm)	Scaled factor	Scaled SAR 1-g (W/kg)	Liquid Temp (°C)	SAR limit (W/kg) 1-g
Body Test data (Separate 0mm)													
Front side	GFSK	39/2441	66.08%	1.513	0.050	0.040	0.02	11.44	12	1.138	0.087	21.8	1.6
Back side	GFSK	39/2441	66.08%	1.513	0.006	0.007	-0.15	11.44	12	1.138	0.011	21.8	1.6
Left side	GFSK	39/2441	66.08%	1.513	0.195	0.080	-0.04	11.44	12	1.138	0.336	21.8	1.6
Right side	GFSK	39/2441	66.08%	1.513	0.008	0.007	-0.18	11.44	12	1.138	0.014	21.8	1.6
Top side	GFSK	39/2441	66.08%	1.513	0.003	0.003	-0.15	11.44	12	1.138	0.005	21.8	1.6
Bottom side	GFSK	39/2441	66.08%	1.513	0.006	0.004	-0.11	11.44	12	1.138	0.010	21.8	1.6
Left side	GFSK	0/2402	66.08%	1.513	0.175	0.080	0.09	10.71	12	1.346	0.357	21.8	1.6
Left side	GFSK	78/2480	66.08%	1.513	0.203	0.084	-0.04	10.73	12	1.340	0.411	21.8	1.6
Sensor triggered SAR													
Back side 20mm	GFSK	39/2441	66.08%	1.513	0.019	0.011	-0.11	10.73	12	1.340	0.039	21.8	1.6
Left side 10mm	GFSK	39/2441	66.08%	1.513	0.026	0.014	0.03	10.73	12	1.340	0.053	21.8	1.6
Right side 20mm	GFSK	39/2441	66.08%	1.513	0.009	0.004	0.01	10.73	12	1.340	0.018	21.8	1.6
Body Test data with SKU2 (Separate 0mm)													
Left side	GFSK	78/2480	66.08%	1.513	0.191	0.082	-0.18	10.73	12	1.340	0.387	21.8	1.6
Body Test data with SKU3 (Separate 0mm)													
Left side	GFSK	78/2480	66.08%	1.513	0.161	0.082	0.01	10.73	12	1.340	0.326	21.8	1.6
Body Test data with SKU4 (Separate 0mm)													
Left side	GFSK	78/2480	66.08%	1.513	0.172	0.085	0.11	10.73	12	1.340	0.349	21.8	1.6

Unless otherwise agreed in writing, this document is issued by the Company subject to its General Conditions of Service printed overleaf, available on request or accessible at <http://www.sgs.com/en/Terms-and-Conditions.aspx> and, for electronic format documents, subject to Terms and Conditions for Electronic Documents at <http://www.sgs.com/en/Terms-and-Conditions/Terms-e-Document.aspx>. Attention is drawn to the limitation of liability, indemnification and jurisdiction issues defined therein. Any holder of this document is advised that information contained hereon reflects the Company's findings at the time of its intervention only and within the limits of Client's instructions, if any. The Company's sole responsibility is to its Client and this document does not exonerate parties to a transaction from exercising all their rights and obligations under the transaction documents. This document cannot be reproduced except in full, without prior written approval of the Company. Any unauthorized alteration, forgery or falsification of the content or appearance of this document is unlawful and offenders may be prosecuted to the fullest extent of the law. Unless otherwise stated the results shown in this test report refer only to the sample(s) tested and such sample(s) are retained for 30 days only.

Attention: To check the authenticity of testing /inspection report & certificate, please contact us at telephone: (86-755) 8307 1443, or email: CN.Doccheck@sgs.com
 No.10, Weiye Road, Innovation Park, Kunshan, Jiangsu, China 215300 t(86-512)57355888 f(86-512)57370818 www.sgs.com.cn
 中国·江苏·昆山市留学院创业园伟业路10号 邮编 215300 t(86-512)57355888 f(86-512)57370818 sgs.china@sgs.com



8.2.19 SAR Result Of WIFI 5G

Test position	Test mode	Test Ch./Freq.	Duty Cycle	Duty Cycle Scaled factor	SAR (W/kg) 1-g	SAR (W/kg) 10-g	Power drift (dB)	Conducted power (dBm)	Tune up Limit (dBm)	Scaled factor	Scaled SAR (W/kg) 1-g	Liquid Temp.	SAR limit (W/kg) 1-g
Body Test data U-NII-1(Separate 0mm)													
Front side	802.11ac VHT80	42/5210	93.00%	1.075	0.102	0.059	0.01	11.35	12	1.161	0.127	22.2	1.6
Back side	802.11ac VHT80	42/5210	93.00%	1.075	0.010	0.005	-0.11	11.35	12	1.161	0.012	22.2	1.6
Left side	802.11ac VHT80	42/5210	93.00%	1.075	0.433	0.130	0.04	11.35	12	1.161	0.541	22.2	1.6
Right side	802.11ac VHT80	42/5210	93.00%	1.075	0.011	0.005	0.02	11.35	12	1.161	0.014	22.2	1.6
Top side	802.11ac VHT80	42/5210	93.00%	1.075	0.002	0.001	-0.05	11.35	12	1.161	0.002	22.2	1.6
Bottom side	802.11ac VHT80	42/5210	93.00%	1.075	0.008	0.003	0.02	11.35	12	1.161	0.010	22.2	1.6
Sensor triggered SAR													
Back side 20mm	802.11ac VHT80	42/5210	93.00%	1.075	0.052	0.021	-0.17	11.35	12	1.161	0.065	22.2	1.6
Left side 10mm	802.11ac VHT80	42/5210	93.00%	1.075	0.031	0.015	0.04	11.35	12	1.161	0.039	22.2	1.6
Right side 20mm	802.11ac VHT80	42/5210	93.00%	1.075	0.020	0.010	0.14	11.35	12	1.161	0.025	22.2	1.6
Body Test data with SKU2 (Separate 0mm)													
Left side	802.11ac VHT80	42/5210	93.00%	1.075	0.422	0.11	-0.08	11.35	12	1.161	0.527	22.2	1.6
Body Test data with SKU3 (Separate 0mm)													
Left side	802.11ac VHT80	42/5210	93.00%	1.075	0.402	0.142	0.02	11.35	12	1.161	0.502	22.2	1.6
Body Test data with SKU4 (Separate 0mm)													
Left side	802.11ac VHT80	42/5210	93.00%	1.075	0.411	0.121	0.05	11.35	12	1.161	0.513	22.2	1.6
Body Test data U-NII-3(Separate 0mm)													
Front side	802.11a	149/5745	96.85%	1.033	0.204	0.100	0.05	10.1	10.5	1.096	0.231	22.2	1.6
Back side	802.11a	149/5745	96.85%	1.033	0.005	0.002	0.03	10.1	10.5	1.096	0.006	22.2	1.6
Left side	802.11a	149/5745	96.85%	1.033	0.821	0.293	-0.11	10.1	10.5	1.096	0.930	22.2	1.6
Right side	802.11a	149/5745	96.85%	1.033	0.007	0.002	0.02	10.1	10.5	1.096	0.008	22.2	1.6
Top side	802.11a	149/5745	96.85%	1.033	0.098	0.044	-0.05	10.1	10.5	1.096	0.111	22.2	1.6
Bottom side	802.11a	149/5745	96.85%	1.033	0.009	0.005	0.07	10.1	10.5	1.096	0.010	22.2	1.6
Left side	802.11a	157/5785	96.85%	1.033	0.730	0.287	0.12	9.82	10.5	1.169	0.882	22.2	1.6
Left side	802.11a	165/5825	96.85%	1.033	0.610	0.279	0.03	8.98	9.5	1.127	0.710	22.2	1.6
Sensor triggered SAR													
Back side 20mm	802.11a	149/5745	96.85%	1.033	0.049	0.022	-0.11	10.1	10.5	1.096	0.056	22.2	1.6
Left side 10mm	802.11a	149/5745	96.85%	1.033	0.074	0.035	0.08	10.1	10.5	1.096	0.084	22.2	1.6
Right side 20mm	802.11a	149/5745	96.85%	1.033	0.028	0.013	0.02	10.1	10.5	1.096	0.032	22.2	1.6
Body Test data with SKU2 (Separate 0mm)													
Left side	802.11a	149/5745	96.85%	1.033	0.568	0.197	-0.03	10.1	10.5	1.096	0.643	22.2	1.6
Body Test data with SKU3 (Separate 0mm)													
Left side	802.11a	149/5745	96.85%	1.033	0.622	0.285	0.02	10.1	10.5	1.096	0.705	22.2	1.6
Body Test data with SKU4 (Separate 0mm)													
Left side	802.11a	149/5745	96.85%	1.033	0.592	0.227	0.06	10.1	10.5	1.096	0.671	22.2	1.6

Unless otherwise agreed in writing, this document is issued by the Company subject to its General Conditions of Service printed overleaf, available on request or accessible at <http://www.sgs.com/en/Terms-and-Conditions.aspx> and, for electronic format documents, subject to Terms and Conditions for Electronic Documents at <http://www.sgs.com/en/Terms-and-Conditions/Terms-e-Documents.aspx>. Attention is drawn to the limitation of liability, indemnification and jurisdiction issues defined therein. Any holder of this document is advised that information contained hereon reflects the Company's findings at the time of its intervention only and within the limits of Client's instructions, if any. The Company's sole responsibility is to its Client and this document does not exonerate parties to a transaction from exercising all their rights and obligations under the transaction documents. This document cannot be reproduced except in full, without prior written approval of the Company. Any unauthorized alteration, forgery or falsification of the content or appearance of this document is unlawful and offenders may be prosecuted to the fullest extent of the law. Unless otherwise stated the results shown in this test report refer only to the sample(s) tested and such sample(s) are retained for 30 days only.

Attention: To check the authenticity of testing /inspection report & certificate, please contact us at telephone: (86-755) 8307 1443, or email: CN.Doccheck@sgs.com

No.10, Weiye Road, Innovation Park, Kunshan, Jiangsu, China 215300

中国·江苏·昆山市留学院创业园伟业路10号 邮编 215300

t(86-512)57355888 f(86-512)57370818 www.sgs.com.cn

t(86-512)57355888 f(86-512)57370818 sgs.china@sgs.com



Repeated SAR Measurement

Wireless	Test mode	Test Ch./Freq.	Original measure SAR (W/kg)	First repeated SAR (W/kg)	Radio	second repeated measurement
GSM 1900	GPRS 4TS	512/1850.2	1.02	0.996	1.02	No
LTE Band 2	20M_QPSK 1RB_50	18900/1880	0.822	0.817	1.01	No
LTE Band 4	20M_QPSK 1RB_50	20175/1732.5	0.852	0.844	1.01	No
LTE Band 5	10M_QPSK 1RB_25	20525/836.5	0.930	0.926	1.00	No
LTE Band 7	20M_QPSK 1RB_50	21100/2535.5	0.819	0.812	1.01	No
LTE Band 12	10M_QPSK 1RB_25	23095/707.5	1.04	1.01	1.03	No
LTE Band 17	10M_QPSK 1RB_25	23790/710	1.13	1.05	1.08	No
LTE Band 25	20M_QPSK 1RB_50	26365/1882.5	1.07	0.993	1.08	No
LTE Band 26	10M_QPSK 1RB_25	26865/831.5	0.876	0.868	1.01	No
LTE Band 38	20M_QPSK 1RB_50	38150/2610	0.911	0.904	1.01	No
LTE Band 41	20M_QPSK 1RB_50	40620/2593	0.871	0.859	1.01	No
LTE Band 66	20M_QPSK 1RB_0	132322/1745	0.954	0.937	1.02	No
WIFI 5G	802.11a	149/5745	0.821	0.819	1.00	No

- 1) Repeated measurement is not required when the original highest measured SAR is < 0.80 W/kg; steps 2) through 4) do not apply.
- 2) When the original highest measured SAR is ≥ 0.80 W/kg, repeat that measurement once.
- 3) Perform a second repeated measurement only if the ratio of largest to smallest SAR for the original and first repeated measurements is > 1.20 or when the original or repeated measurement is ≥ 1.45 W/kg (~ 10% from the 1-g SAR limit).
- 4) Perform a third repeated measurement only if the original, first or second repeated measurement is ≥ 1.5 W/kg and the ratio of largest to smallest SAR for the original, first and second repeated measurements is > 1.20.



Unless otherwise agreed in writing, this document is issued by the Company subject to its General Conditions of Service printed overleaf, available on request or accessible at <http://www.sgs.com/en/Terms-and-Conditions.aspx> and, for electronic format documents, subject to Terms and Conditions for Electronic Documents at <http://www.sgs.com/en/Terms-and-Conditions/Terms-e-Documents.aspx>. Attention is drawn to the limitation of liability, indemnification and jurisdiction issues defined therein. Any holder of this document is advised that information contained hereon reflects the Company's findings at the time of its intervention only and within the limits of Client's instructions, if any. The Company's sole responsibility is to its Client and this document does not exonerate parties to a transaction from exercising all their rights and obligations under the transaction documents. This document cannot be reproduced except in full, without prior written approval of the Company. Any unauthorized alteration, forgery or falsification of the content or appearance of this document is unlawful and offenders may be prosecuted to the fullest extent of the law. Unless otherwise stated the results shown in this test report refer only to the sample(s) tested and such sample(s) are retained for 30 days only.

Attention: To check the authenticity of testing / inspection report & certificate, please contact us at telephone: (86-755) 8307 1443, or email: CN.Doccheck@sgs.com
 No.10, Weiye Road, Innovation Park, Kunshan, Jiangsu, China 215300 t(86-512)57355888 f(86-512)57370818 www.sgsgroup.com.cn
 中国·江苏·昆山市留学院创业园伟业路10号 邮编 215300 t(86-512)57355888 f(86-512)57370818 sgs.china@sgs.com

8.3 Multiple Transmitter Evaluation

8.3.1 Simultaneous SAR SAR test evaluation

Simultaneous Transmission

NO.	Simultaneous Transmission Configuration	Body
1	WWAN + WIFI 2.4GHz	Yes
2	WWAN + WIFI 5GHz	Yes
3	WWAN + BT	Yes
4	WIFI + BT (They share the same antenna and cannot transmit at the same time by design.)	No

1) Simultaneous Transmission SAR Summation Scenario for Body

WWAN Band	Exposure position	①MAX. WWAN SAR (W/kg)	②MAX. WLAN2.4G SAR (W/kg)	③MAX BT SAR (W/kg)	④MAX. WLAN5G SAR (W/kg)	Summed SAR ①+②	Summed SAR ①+③	Summed SAR ①+④	Volume scan
GSM850	Front	0.015	0.127	0.088	0.231	0.142	0.103	0.246	NO
	Back	0.021	0.026	0.011	0.006	0.047	0.032	0.027	NO
	Left	0.006	0.786	0.411	0.93	0.792	0.417	0.936	NO
	Right	0.871	0.016	0.014	0.008	0.887	0.885	0.879	NO
	Top	0.003	0.013	0.005	0.111	0.016	0.008	0.114	NO
	Bottom	0.009	0.01	0.010	0.01	0.019	0.019	0.019	NO
GSM1900	Front	0.101	0.127	0.088	0.231	0.228	0.189	0.332	NO
	Back	0.094	0.026	0.011	0.006	0.120	0.105	0.100	NO
	Left	0.038	0.786	0.411	0.93	0.824	0.449	0.968	NO
	Right	1.16	0.016	0.014	0.008	1.176	1.174	1.168	NO
	Top	0.02	0.013	0.005	0.111	0.033	0.025	0.131	NO
	Bottom	0.059	0.01	0.010	0.01	0.069	0.069	0.069	NO
WCDMA Band II	Front	0.215	0.127	0.088	0.231	0.342	0.303	0.446	NO
	Back	0.025	0.026	0.011	0.006	0.051	0.036	0.031	NO
	Left	0.063	0.786	0.411	0.93	0.849	0.474	0.993	NO
	Right	0.944	0.016	0.014	0.008	0.960	0.958	0.952	NO
	Top	0.041	0.013	0.005	0.111	0.054	0.046	0.152	NO
	Bottom	0.13	0.01	0.010	0.01	0.140	0.140	0.140	NO
WCDMA Band IV	Front	0.135	0.127	0.088	0.231	0.262	0.223	0.366	NO
	Back	0.013	0.026	0.011	0.006	0.039	0.024	0.019	NO
	Left	0.142	0.786	0.411	0.93	0.928	0.553	1.072	NO

Unless otherwise agreed in writing, this document is issued by the Company subject to its General Conditions of Service printed overleaf, available on request or accessible at <http://www.sgs.com/en/Terms-and-Conditions.aspx> and, for electronic format documents, subject to Terms and Conditions for Electronic Documents at <http://www.sgs.com/en/Terms-and-Conditions/Terms-e-Documents.aspx>. Attention is drawn to the limitation of liability, indemnification and jurisdiction issues defined therein. Any holder of this document is advised that information contained hereon reflects the Company's findings at the time of its intervention only and within the limits of Client's instructions, if any. The Company's sole responsibility is to its Client and this document does not exonerate parties to a transaction from exercising all their rights and obligations under the transaction documents. This document cannot be reproduced except in full, without prior written approval of the Company. Any unauthorized alteration, forgery or falsification of the content or appearance of this document is unlawful and offenders may be prosecuted to the fullest extent of the law. Unless otherwise stated the results shown in this test report refer only to the sample(s) tested and such sample(s) are retained for 30 days only.

Attention: To check the authenticity of testing / inspection report & certificate, please contact us at telephone: (86-755) 8307 1443, or email: CN.Doccheck@sgs.com
 No.10, Weiye Road, Innovation Park, Kunshan, Jiangsu, China 215300 t(86-512)57355888 f(86-512)57370818 www.sgsgroup.com.cn
 中国·江苏·昆山市留学院创业园伟业路10号 邮编 215300 t(86-512)57355888 f(86-512)57370818 sgs.china@sgs.com



	Right	0.916	0.016	0.014	0.008	0.932	0.930	0.924	NO
	Top	0.029	0.013	0.005	0.111	0.042	0.034	0.140	NO
	Bottom	0.079	0.01	0.010	0.01	0.089	0.089	0.089	NO
WCDMA Band V	Front	0.042	0.127	0.088	0.231	0.169	0.130	0.273	NO
	Back	0.079	0.026	0.011	0.006	0.105	0.090	0.085	NO
	Left	0.022	0.786	0.411	0.93	0.808	0.433	0.952	NO
	Right	0.94	0.016	0.014	0.008	0.956	0.954	0.948	NO
	Top	0.009	0.013	0.005	0.111	0.022	0.014	0.120	NO
	Bottom	0.024	0.01	0.010	0.01	0.034	0.034	0.034	NO
LTE Band 2	Front	0.116	0.127	0.088	0.231	0.243	0.204	0.347	NO
	Back	0.028	0.026	0.011	0.006	0.054	0.039	0.034	NO
	Left	0.071	0.786	0.411	0.93	0.857	0.482	1.001	NO
	Right	1.188	0.016	0.014	0.008	1.204	1.202	1.196	NO
	Top	0.017	0.013	0.005	0.111	0.030	0.022	0.128	NO
	Bottom	0.066	0.01	0.010	0.01	0.076	0.076	0.076	NO
LTE Band 4	Front	0.06	0.127	0.088	0.231	0.187	0.148	0.291	NO
	Back	0.021	0.026	0.011	0.006	0.047	0.032	0.027	NO
	Left	0.163	0.786	0.411	0.93	0.949	0.574	1.093	NO
	Right	1.065	0.016	0.014	0.008	1.081	1.079	1.073	NO
	Top	0.01	0.013	0.005	0.111	0.023	0.015	0.121	NO
	Bottom	0.035	0.01	0.010	0.01	0.045	0.045	0.045	NO
LTE Band 5	Front	0.027	0.127	0.088	0.231	0.154	0.115	0.258	NO
	Back	0.106	0.026	0.011	0.006	0.132	0.117	0.112	NO
	Left	0.025	0.786	0.411	0.93	0.811	0.436	0.955	NO
	Right	1.046	0.016	0.014	0.008	1.062	1.060	1.054	NO
	Top	0.004	0.013	0.005	0.111	0.017	0.009	0.115	NO
	Bottom	0.015	0.01	0.010	0.01	0.025	0.025	0.025	NO
LTE Band 7	Front	0.169	0.127	0.088	0.231	0.296	0.257	0.400	NO
	Back	0.02	0.026	0.011	0.006	0.046	0.031	0.026	NO
	Left	0.024	0.786	0.411	0.93	0.810	0.435	0.954	NO
	Right	0.917	0.016	0.014	0.008	0.933	0.931	0.925	NO
	Top	0.033	0.013	0.005	0.111	0.046	0.038	0.144	NO
	Bottom	0.095	0.01	0.010	0.01	0.105	0.105	0.105	NO
LTE Band 12	Front	0.031	0.127	0.088	0.231	0.158	0.119	0.262	NO
	Back	0.122	0.026	0.011	0.006	0.148	0.133	0.128	NO
	Left	0.012	0.786	0.411	0.93	0.798	0.423	0.942	NO
	Right	1.23	0.016	0.014	0.008	1.246	1.244	1.238	NO
	Top	0.005	0.013	0.005	0.111	0.018	0.010	0.116	NO
	Bottom	0.018	0.01	0.010	0.01	0.028	0.028	0.028	NO
LTE Band 17	Front	0.035	0.127	0.088	0.231	0.162	0.123	0.266	NO
	Back	0.083	0.026	0.011	0.006	0.109	0.094	0.089	NO

Unless otherwise agreed in writing, this document is issued by the Company subject to its General Conditions of Service printed overleaf, available on request or accessible at <http://www.sgs.com/en/Terms-and-Conditions.aspx> and, for electronic format documents, subject to Terms and Conditions for Electronic Documents at <http://www.sgs.com/en/Terms-and-Conditions/Terms-e-Documents.aspx>. Attention is drawn to the limitation of liability, indemnification and jurisdiction issues defined therein. Any holder of this document is advised that information contained hereon reflects the Company's findings at the time of its intervention only and within the limits of Client's instructions, if any. The Company's sole responsibility is to its Client and this document does not exonerate parties to a transaction from exercising all their rights and obligations under the transaction documents. This document cannot be reproduced except in full, without prior written approval of the Company. Any unauthorized alteration, forgery or falsification of the content or appearance of this document is unlawful and offenders may be prosecuted to the fullest extent of the law. Unless otherwise stated the results shown in this test report refer only to the sample(s) tested and such sample(s) are retained for 30 days only.

Attention: To check the authenticity of testing / inspection report & certificate, please contact us at telephone: (86-755) 8307 1443, or email: CN.Doccheck@sgs.com

No.10, Weiye Road, Innovation Park, Kunshan, Jiangsu, China 215300

t(86-512)57355888 f(86-512)57370818 www.sgsgroup.com.cn

中国·江苏·昆山市留学院创业园伟业路10号 邮编 215300

t(86-512)57355888 f(86-512)57370818 sgs.china@sgs.com



Compliance Certification Services (Kunshan) Inc.
EMC Laboratory

	Left	0.028	0.786	0.411	0.93	0.814	0.439	0.958	NO
	Right	1.26	0.016	0.014	0.008	1.276	1.274	1.268	NO
	Top	0.007	0.013	0.005	0.111	0.020	0.012	0.118	NO
	Bottom	0.021	0.01	0.010	0.01	0.031	0.031	0.031	NO
LTE Band 25	Front	0.142	0.127	0.088	0.231	0.269	0.230	0.373	NO
	Back	0.023	0.026	0.011	0.006	0.049	0.034	0.029	NO
	Left	0.048	0.786	0.411	0.93	0.834	0.459	0.978	NO
	Right	1.23	0.016	0.014	0.008	1.246	1.244	1.238	NO
	Top	0.026	0.013	0.005	0.111	0.039	0.031	0.137	NO
	Bottom	0.078	0.01	0.010	0.01	0.088	0.088	0.088	NO
LTE Band 26	Front	0.03	0.127	0.088	0.231	0.157	0.118	0.261	NO
	Back	0.036	0.026	0.011	0.006	0.062	0.047	0.042	NO
	Left	0.05	0.776	0.384	0.93	0.826	0.434	0.980	NO
	Right	1.05	0.016	0.014	0.008	1.066	1.064	1.058	NO
	Top	0.01	0.013	0.005	0.111	0.023	0.015	0.121	NO
	Bottom	0.023	0.01	0.010	0.01	0.033	0.033	0.033	NO
LTE Band 38	Front	0.103	0.127	0.088	0.231	0.230	0.191	0.334	NO
	Back	0.042	0.026	0.011	0.006	0.068	0.053	0.048	NO
	Left	0.022	0.786	0.411	0.93	0.808	0.433	0.952	NO
	Right	1.19	0.016	0.014	0.008	1.206	1.204	1.198	NO
	Top	0.02	0.013	0.005	0.111	0.033	0.025	0.131	NO
	Bottom	0.06	0.01	0.010	0.01	0.070	0.070	0.070	NO
LTE Band 41	Front	0.098	0.127	0.088	0.231	0.225	0.186	0.329	NO
	Back	0.023	0.026	0.011	0.006	0.049	0.034	0.029	NO
	Left	0.025	0.786	0.411	0.93	0.811	0.436	0.955	NO
	Right	1.2	0.016	0.014	0.008	1.216	1.214	1.208	NO
	Top	0.017	0.013	0.005	0.111	0.030	0.022	0.128	NO
	Bottom	0.058	0.01	0.010	0.01	0.068	0.068	0.068	NO
LTE Band 66	Front	0.061	0.127	0.088	0.231	0.188	0.149	0.292	NO
	Back	0.023	0.026	0.011	0.006	0.049	0.034	0.029	NO
	Left	0.107	0.786	0.411	0.93	0.893	0.518	1.037	NO
	Right	1.13	0.016	0.014	0.008	1.146	1.144	1.138	NO
	Top	0.01	0.013	0.005	0.111	0.023	0.015	0.121	NO
	Bottom	0.035	0.01	0.010	0.01	0.045	0.045	0.045	NO

Unless otherwise agreed in writing, this document is issued by the Company subject to its General Conditions of Service printed overleaf, available on request or accessible at <http://www.sgs.com/en/Terms-and-Conditions.aspx> and, for electronic format documents, subject to Terms and Conditions for Electronic Documents at <http://www.sgs.com/en/Terms-and-Conditions/Terms-e-Documents.aspx>. Attention is drawn to the limitation of liability, indemnification and jurisdiction issues defined therein. Any holder of this document is advised that information contained hereon reflects the Company's findings at the time of its intervention only and within the limits of Client's instructions, if any. The Company's sole responsibility is to its Client and this document does not exonerate parties to a transaction from exercising all their rights and obligations under the transaction documents. This document cannot be reproduced except in full, without prior written approval of the Company. Any unauthorized alteration, forgery or falsification of the content or appearance of this document is unlawful and offenders may be prosecuted to the fullest extent of the law. Unless otherwise stated the results shown in this test report refer only to the sample(s) tested and such sample(s) are retained for 30 days only.

Attention: To check the authenticity of testing /inspection report & certificate, please contact us at telephone: (86-755) 8307 1443, or email: CN.Doccheck@sgs.com

No.10, Weiye Road, Innovation Park, Kunshan, Jiangsu, China 215300

中国·江苏·昆山市留学院创业园伟业路10号 邮编 215300

t(86-512)57355888 f(86-512)57370818 www.sgsgroup.com.cn

t(86-512)57355888 f(86-512)57370818 sgs.china@sgs.com



Compliance Certification Services (Kunshan) Inc.
EMC Laboratory

9 Equipment list

Test Platform	SPEAG DASY5 Professional					
Location	Compliance Certification Services (Kunshan) Inc.					
Software Reference	DASY52 52.8.8(1222); SEMCAD X 14.6.10(7331)					
Hardware Reference						
Equipment	Manufacturer	Model	Serial Number	Calibration Date	Due date of calibration	
<input checked="" type="checkbox"/> P C	HP	Core(rm)3.16G	CZCO48171H	N/A	N/A	
<input checked="" type="checkbox"/> Signal Generator	Agilent	E5182A	MY50142015	2021/09/24	2022/09/23	
<input checked="" type="checkbox"/> S-Parameter Network Analyzer	Agilent	E5071B	MY42301382	2022/02/20	2023/02/19	
<input checked="" type="checkbox"/> DAK-3.5 probe	SPEAG	DAK-3.5	1102	N/A	N/A	
<input checked="" type="checkbox"/> Wireless Communication Test Set	R&S	CMW500	159275	2021/10/12	2022/10/11	
<input checked="" type="checkbox"/> DAE	SPEAG	DAE4	1305	2022/04/27	2023/04/26	
<input checked="" type="checkbox"/> E-field PROBE	SPEAG	EX3DV4	7515	2021/12/28	2022/12/27	
<input checked="" type="checkbox"/> Dipole	SPEAG	D750V3	1188	2022/03/29	2025/03/28	
<input checked="" type="checkbox"/> Dipole	SPEAG	D835V2	4d114	2022/03/31	2025/03/30	
<input checked="" type="checkbox"/> Dipole	SPEAG	D1800V2	2d170	2022/03/31	2025/03/30	
<input checked="" type="checkbox"/> Dipole	SPEAG	D1900V2	5d142	2021/06/25	2024/06/24	
<input checked="" type="checkbox"/> Dipole	SPEAG	D2450V2	817	2022/04/01	2025/03/31	
<input checked="" type="checkbox"/> Dipole	SPEAG	D2600V2	1158	2022/03/31	2025/03/30	
<input checked="" type="checkbox"/> Dipole	SPEAG	D5GHzV2	1145	2022/02/15	2025/02/14	
<input checked="" type="checkbox"/> Electro Thermometer	DTM	DTM3000	3030	2021/10/17	2022/10/16	
<input checked="" type="checkbox"/> Amplifier	Mini-circuits	ZVE-8G	110405	N/A	N/A	
<input checked="" type="checkbox"/> Amplifier	Mini-circuits	ZHL-42	QA1331003	N/A	N/A	
<input checked="" type="checkbox"/> 3db ATTENUATOR	MINI	MCL BW-S3W5	0533	N/A	N/A	
<input checked="" type="checkbox"/> DUMMY PROBE	SPEAG	DP_2	SPDP2001AA	N/A	N/A	
<input checked="" type="checkbox"/> Dual Directional Coupler	Woken	20W couple	DOM2BHW1A1	N/A	N/A	
<input checked="" type="checkbox"/> SAM PHANTOM	SPEAG	QDOVA001BB	1102	N/A	N/A	

Unless otherwise agreed in writing, this document is issued by the Company subject to its General Conditions of Service printed overleaf, available on request or accessible at <http://www.sgs.com/en/Terms-and-Conditions.aspx> and, for electronic format documents, subject to Terms and Conditions for Electronic Documents at <http://www.sgs.com/en/Terms-and-Conditions/Terms-e-Documents.aspx>. Attention is drawn to the limitation of liability, indemnification and jurisdiction issues defined therein. Any holder of this document is advised that information contained hereon reflects the Company's findings at the time of its intervention only and within the limits of Client's instructions, if any. The Company's sole responsibility is to its Client and this document does not exonerate parties to a transaction from exercising all their rights and obligations under the transaction documents. This document cannot be reproduced except in full, without prior written approval of the Company. Any unauthorized alteration, forgery or falsification of the content or appearance of this document is unlawful and offenders may be prosecuted to the fullest extent of the law. Unless otherwise stated the results shown in this test report refer only to the sample(s) tested and such sample(s) are retained for 30 days only.

Attention: To check the authenticity of testing /inspection report & certificate, please contact us at telephone: (86-755) 8307 1443, or email: CN.Doccheck@sgs.com

No.10, Weiye Road, Innovation Park, Kunshan, Jiangsu, China 215300

中国·江苏·昆山市留学生创业园伟业路10号 邮编 215300

t(86-512)57355888 f(86-512)57370818 www.sgsgroup.com.cn

t(86-512)57355888 f(86-512)57370818 sgs.china@sgs.com



	(ELI4 v4.0)					
<input checked="" type="checkbox"/>	Twin SAM Phantom	SPEAG	QD000P40CD	1609	N/A	N/A
<input checked="" type="checkbox"/>	ROBOT	SPEAG	TX60	F10/5E6AA1/A101	N/A	N/A
<input checked="" type="checkbox"/>	ROBOT KRC	SPEAG	CS8C	F10/5E6AA1/C101	N/A	N/A
<input checked="" type="checkbox"/>	LIQUID CALIBRATION KIT	ANTENNESSA	41/05 OCP9	00425167	N/A	N/A

Note: All the equipments are within the valid period when the tests are performed.

All measurement facilities used to collect the measurement data are located at

No.10, Weiye Rd., Innovation Park, Eco & Tec. Development Part, Kunshan City, Jiangsu Province, China.

Unless otherwise agreed in writing, this document is issued by the Company subject to its General Conditions of Service printed overleaf, available on request or accessible at <http://www.sgs.com/en/Terms-and-Conditions.aspx> and, for electronic format documents, subject to Terms and Conditions for Electronic Documents at <http://www.sgs.com/en/Terms-and-Conditions/Terms-e-Documents.aspx>. Attention is drawn to the limitation of liability, indemnification and jurisdiction issues defined therein. Any holder of this document is advised that information contained hereon reflects the Company's findings at the time of its intervention only and within the limits of Client's instructions, if any. The Company's sole responsibility is to its Client and this document does not exonerate parties to a transaction from exercising all their rights and obligations under the transaction documents. This document cannot be reproduced except in full, without prior written approval of the Company. Any unauthorized alteration, forgery or falsification of the content or appearance of this document is unlawful and offenders may be prosecuted to the fullest extent of the law. Unless otherwise stated the results shown in this test report refer only to the sample(s) tested and such sample(s) are retained for 30 days only.

Attention: To check the authenticity of testing /inspection report & certificate, please contact us at telephone: (86-755) 8307 1443, or email: CN.Doccheck@sgs.com

No.10, Weiye Road, Innovation Park, Kunshan, Jiangsu, China 215300

t(86-512)57355888 f(86-512)57370818 www.sgsgroup.com.cn

中国·江苏·昆山市留学生创业园伟业路10号 邮编 215300

t(86-512)57355888 f(86-512)57370818 sgs.china@sgs.com



10 Calibration certificate

Please see the Appendix C

11 Photographs

Please see the Appendix D

Unless otherwise agreed in writing, this document is issued by the Company subject to its General Conditions of Service printed overleaf, available on request or accessible at <http://www.sgs.com/en/Terms-and-Conditions.aspx> and, for electronic format documents, subject to Terms and Conditions for Electronic Documents at <http://www.sgs.com/en/Terms-and-Conditions/Terms-e-Documents.aspx>. Attention is drawn to the limitation of liability, indemnification and jurisdiction issues defined therein. Any holder of this document is advised that information contained hereon reflects the Company's findings at the time of its intervention only and within the limits of Client's instructions, if any. The Company's sole responsibility is to its Client and this document does not exonerate parties to a transaction from exercising all their rights and obligations under the transaction documents. This document cannot be reproduced except in full, without prior written approval of the Company. Any unauthorized alteration, forgery or falsification of the content or appearance of this document is unlawful and offenders may be prosecuted to the fullest extent of the law. Unless otherwise stated the results shown in this test report refer only to the sample(s) tested and such sample(s) are retained for 30 days only.

Attention: To check the authenticity of testing /inspection report & certificate, please contact us at telephone: (86-755) 8307 1443, or email: CN.Doccheck@sgs.com

No.10, Weiye Road, Innovation Park, Kunshan, Jiangsu, China 215300

t(86-512)57355888 f(86-512)57370818 www.sgsgroup.com.cn

中国·江苏·昆山市留学生创业园伟业路10号 邮编 215300

t(86-512)57355888 f(86-512)57370818 sgs.china@sgs.com



Compliance Certification Services (Kunshan) Inc.
EMC Laboratory



Appendix A: Detailed System Check Results

The plots are showing as followings.

Unless otherwise agreed in writing, this document is issued by the Company subject to its General Conditions of Service printed overleaf, available on request or accessible at <http://www.sgs.com/en/Terms-and-Conditions.aspx> and, for electronic format documents, subject to Terms and Conditions for Electronic Documents at <http://www.sgs.com/en/Terms-and-Conditions/Terms-e-Documents.aspx>. Attention is drawn to the limitation of liability, indemnification and jurisdiction issues defined therein. Any holder of this document is advised that information contained hereon reflects the Company's findings at the time of its intervention only and within the limits of Client's instructions, if any. The Company's sole responsibility is to its Client and this document does not exonerate parties to a transaction from exercising all their rights and obligations under the transaction documents. This document cannot be reproduced except in full, without prior written approval of the Company. Any unauthorized alteration, forgery or falsification of the content or appearance of this document is unlawful and offenders may be prosecuted to the fullest extent of the law. Unless otherwise stated the results shown in this test report refer only to the sample(s) tested and such sample(s) are retained for 30 days only.

Attention: To check the authenticity of testing /inspection report & certificate, please contact us at telephone: (86-755) 8307 1443, or email: CN.Doccheck@sgs.com

No.10, Weiye Road, Innovation Park, Kunshan, Jiangsu, China 215300
 中国·江苏·昆山市留学生创业园伟业路10号 邮编 215300

t(86-512)57355888 f(86-512)57370818 www.sgsgroup.com.cn
 t(86-512)57355888 f(86-512)57370818 sgs.china@sgs.com



Test Laboratory: Compliance Certification Services (Kunshan) Inc.

System Performance Check-Head 750MHz

DUT: Dipole 750 MHz D750V3; Type: D750V3; Serial: 1188

Communication System: UID 0, CW (0); Frequency: 750 MHz; Duty Cycle: 1:1

Medium parameters used: $f = 750 \text{ MHz}$; $\sigma = 0.878 \text{ S/m}$; $\epsilon_r = 43.027$; $\rho = 1000 \text{ kg/m}^3$

Phantom section: Flat Section

Measurement Standard: DASYS5 (IEEE/IEC/ANSI C63.19-2007)

DASY5 Configuration:

- Probe: EX3DV4 - SN7515; ConvF(10.02, 10.02, 10.02); Calibrated: 2021/12/28;
- Sensor-Surface: 1.4mm (Mechanical Surface Detection)
- Electronics: DAE4 Sn1305; Calibrated: 2022/04/27
- Phantom: Twin SAM Phantom; Type: QD 000 P40 CD; Serial: 1609
- Measurement SW: DASYS52, Version 52.8 (8); SEMCAD X Version 14.6.10 (7331)

System Performance Check at Frequencies Low 1 GHz/Pin=250 mW, dist=15 mm (EX-Probe)/Area Scan (7x12x1):

Measurement grid: $dx=15\text{mm}$, $dy=15\text{mm}$

Maximum value of SAR (measured) = 3.10 W/kg

System Performance Check at Frequencies Low 1 GHz/Pin=250 mW, dist=15 mm (EX-Probe)/Zoom Scan (7x7x7) (5x5x7)/Cube 0:

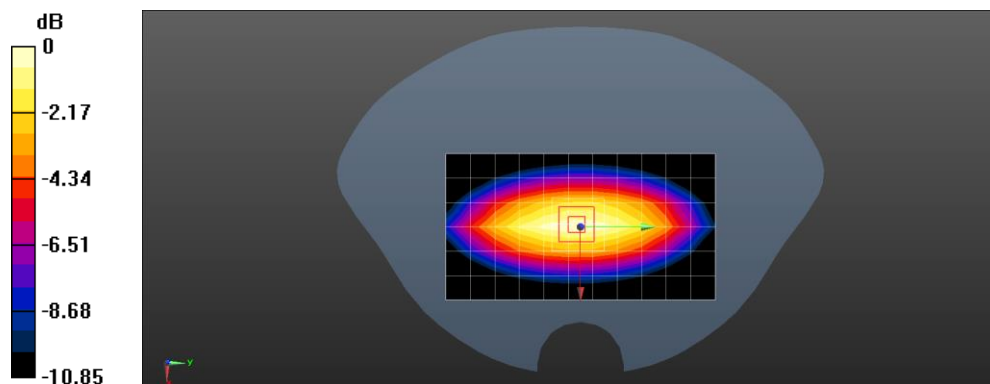
Measurement grid: $dx=8\text{mm}$, $dy=8\text{mm}$, $dz=5\text{mm}$

Reference Value = 58.46 V/m; Power Drift = -0.14 dB

Peak SAR (extrapolated) = 3.67 W/kg

SAR(1 g) = 2.16 W/kg; SAR(10 g) = 1.46 W/kg

Maximum value of SAR (measured) = 3.15 W/kg



0 dB = 3.15 W/kg = 4.98 dBW/kg



Unless otherwise agreed in writing, this document is issued by the Company subject to its General Conditions of Service printed overleaf, available on request or accessible at <http://www.sgs.com/en/Terms-and-Conditions.aspx> and, for electronic format documents, subject to Terms and Conditions for Electronic Documents at <http://www.sgs.com/en/Terms-and-Conditions/Terms-e-Documents.aspx>. Attention is drawn to the limitation of liability, indemnification and jurisdiction issues defined therein. Any holder of this document is advised that information contained hereon reflects the Company's findings at the time of its intervention only and within the limits of Client's instructions, if any. The Company's sole responsibility is to its Client and this document does not exonerate parties to a transaction from exercising all their rights and obligations under the transaction documents. This document cannot be reproduced except in full, without prior written approval of the Company. Any unauthorized alteration, forgery or falsification of the content or appearance of this document is unlawful and offenders may be prosecuted to the fullest extent of the law. Unless otherwise stated the results shown in this test report refer only to the sample(s) tested and such sample(s) are retained for 30 days only.

Attention: To check the authenticity of testing /inspection report & certificate, please contact us at telephone: (86-755) 8307 1443, or email: CN.Doccheck@sgs.com

No.10, Weiye Road, Innovation Park, Kunshan, Jiangsu, China 215300

中国·江苏·昆山市留学生创业园伟业路10号 邮编 215300

t(86-512)57355888 f(86-512)57370818 www.sgsgroup.com.cn

t(86-512)57355888 f(86-512)57370818 sgs.china@sgs.com

Test Laboratory: Compliance Certification Services (Kunshan) Inc.

System Performance Check-Head 835Mhz

DUT: Dipole 835 MHz D835V2; Type: D835V2; Serial: 4d114

Communication System: UID 0, CW; Frequency: 835 MHz; Duty Cycle: 1:1
 Medium parameters used: $f = 835 \text{ MHz}$; $\sigma = 0.89 \text{ S/m}$; $\epsilon_r = 40.972$; $\rho = 1000 \text{ kg/m}^3$
 Phantom section: Flat Section
 Measurement Standard: DASY5 (IEEE/IEC/ANSI C63.19-2007)

DASY5 Configuration:

- Probe: EX3DV4 - SN7515; ConvF(9.65, 9.65, 9.65); Calibrated: 2021/12/28;
- Sensor-Surface: 1.4mm (Mechanical Surface Detection)
- Electronics: DAE4 Sn1305; Calibrated: 2022/04/27
- Phantom: Twin SAM Phantom; Type: QD 000 P40 CD; Serial: 1609
- Measurement SW: DASY52, Version 52.8 (8); SEMCAD X Version 14.6.10 (7331)

System Performance Check at Frequencies Low 1 GHz/Pin=250 mW, dist=15 mm (EX-Probe)/Area Scan (7x12x1):

Measurement grid: $dx=15\text{mm}$, $dy=15\text{mm}$

Maximum value of SAR (measured) = 3.20 W/kg

System Performance Check at Frequencies Low 1 GHz/Pin=250 mW, dist=15 mm (EX-Probe)/Zoom Scan (7x7x7) (7x7x7)/Cube 0:

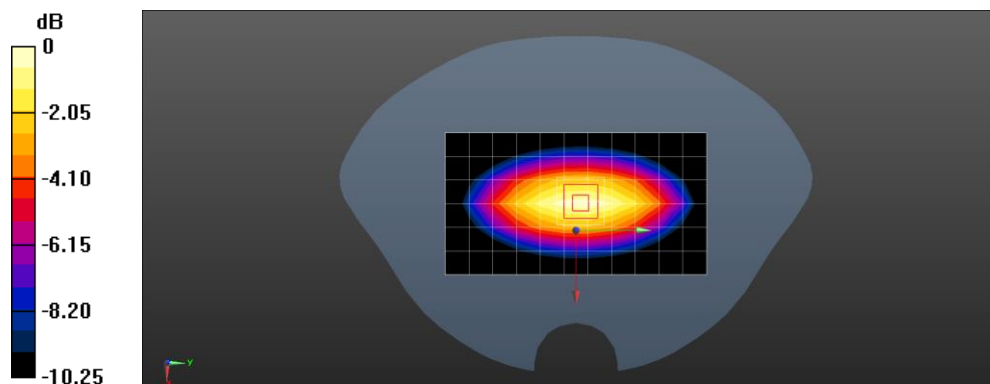
Measurement grid: $dx=5\text{mm}$, $dy=5\text{mm}$, $dz=5\text{mm}$

Reference Value = 61.39 V/m; Power Drift = 0.06 dB

Peak SAR (extrapolated) = 3.89 W/kg

SAR(1 g) = 2.4 W/kg; SAR(10 g) = 1.61 W/kg

Maximum value of SAR (measured) = 3.29 W/kg



0 dB = 3.29 W/kg = 5.17 dBW/kg

Unless otherwise agreed in writing, this document is issued by the Company subject to its General Conditions of Service printed overleaf, available on request or accessible at <http://www.sgs.com/en/Terms-and-Conditions.aspx> and, for electronic format documents, subject to Terms and Conditions for Electronic Documents at <http://www.sgs.com/en/Terms-and-Conditions/Terms-e-Documents.aspx>. Attention is drawn to the limitation of liability, indemnification and jurisdiction issues defined therein. Any holder of this document is advised that information contained hereon reflects the Company's findings at the time of its intervention only and within the limits of Client's instructions, if any. The Company's sole responsibility is to its Client and this document does not exonerate parties to a transaction from exercising all their rights and obligations under the transaction documents. This document cannot be reproduced except in full, without prior written approval of the Company. Any unauthorized alteration, forgery or falsification of the content or appearance of this document is unlawful and offenders may be prosecuted to the fullest extent of the law. Unless otherwise stated the results shown in this test report refer only to the sample(s) tested and such sample(s) are retained for 30 days only.

Attention: To check the authenticity of testing /inspection report & certificate, please contact us at telephone: (86-755) 8307 1443, or email: CN.Doccheck@sgs.com

No.10, Weiye Road, Innovation Park, Kunshan, Jiangsu, China 215300

中国·江苏·昆山市留学生创业园伟业路10号 邮编 215300

t(86-512)57355888 f(86-512)57370818 www.sgsgroup.com.cn

t(86-512)57355888 f(86-512)57370818 sgs.china@sgs.com



Test Laboratory: Compliance Certification Services (Kunshan) Inc.

System Performance Check-Head 1800Mhz

DUT: Dipole 1800 MHz D1800V2; Type: D1800V2; Serial: D1800V2 - SN:2d170

Communication System: UID 10000, CW; Frequency: 1800 MHz; Duty Cycle: 1:1
Medium parameters used: $f = 1800 \text{ MHz}$; $\sigma = 1.366 \text{ S/m}$; $\epsilon_r = 40.321$; $\rho = 1000 \text{ kg/m}^3$
Phantom section: Flat Section
Measurement Standard: DASY5 (IEEE/IEC/ANSI C63.19-2007)

DASY5 Configuration:

- Probe: EX3DV4 - SN7515; ConvF(8.4, 8.4, 8.4); Calibrated: 2021/12/28;
- Sensor-Surface: 1.4mm (Mechanical Surface Detection)
- Electronics: DAE4 Sn1305; Calibrated: 2022/04/27
- Phantom: Twin SAM Phantom; Type: QD 000 P40 CD; Serial: 1609
- Measurement SW: DASY52, Version 52.8 (8); SEMCAD X Version 14.6.10 (7331)

System Performance Check at Frequencies above 1 GHz/d=10mm, Pin=250 mW,(EX-Probe)/Area Scan (7x7x1):

Measurement grid: $dx=15\text{mm}$, $dy=15\text{mm}$

Maximum value of SAR (measured) = 10.5 W/kg

System Performance Check at Frequencies above 1 GHz/d=10mm, Pin=250 mW,(EX-Probe)/Zoom Scan (7x7x7) (7x7x7)/Cube 0:

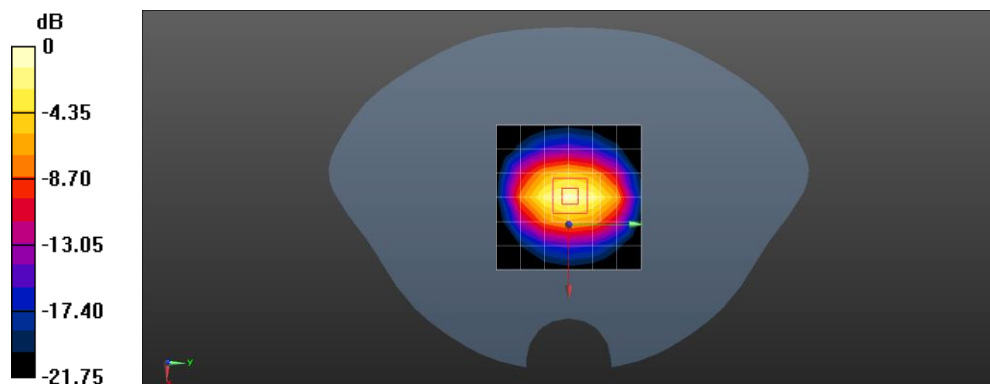
Measurement grid: $dx=5\text{mm}$, $dy=5\text{mm}$, $dz=5\text{mm}$

Reference Value = 88.29 V/m; Power Drift = 0.06 dB

Peak SAR (extrapolated) = 20.0 W/kg

SAR(1 g) = 9.44 W/kg; SAR(10 g) = 4.78 W/kg

Maximum value of SAR (measured) = 12.2 W/kg



0 dB = 12.2 W/kg = 10.86 dBW/kg



Unless otherwise agreed in writing, this document is issued by the Company subject to its General Conditions of Service printed overleaf, available on request or accessible at <http://www.sgs.com/en/Terms-and-Conditions.aspx> and, for electronic format documents, subject to Terms and Conditions for Electronic Documents at <http://www.sgs.com/en/Terms-and-Conditions/Terms-e-Documents.aspx>. Attention is drawn to the limitation of liability, indemnification and jurisdiction issues defined therein. Any holder of this document is advised that information contained hereon reflects the Company's findings at the time of its intervention only and within the limits of Client's instructions, if any. The Company's sole responsibility is to its Client and this document does not exonerate parties to a transaction from exercising all their rights and obligations under the transaction documents. This document cannot be reproduced except in full, without prior written approval of the Company. Any unauthorized alteration, forgery or falsification of the content or appearance of this document is unlawful and offenders may be prosecuted to the fullest extent of the law. Unless otherwise stated the results shown in this test report refer only to the sample(s) tested and such sample(s) are retained for 30 days only.
Attention: To check the authenticity of testing /inspection report & certificate, please contact us at telephone: (86-755) 8307 1443, or email: CN.Doccheck@sgs.com

No.10, Weiye Road, Innovation Park, Kunshan, Jiangsu, China 215300
中国·江苏·昆山市留学院创业园伟业路10号 邮编 215300

t(86-512)57355888 f(86-512)57370818 www.sgsgroup.com.cn
t(86-512)57355888 f(86-512)57370818 sgs.china@sgs.com

Test Laboratory: Compliance Certification Services (Kunshan) Inc.

System Performance Check-Head 1900Mhz

DUT: Dipole 1900 MHz D1900V2; Type: D1900V2; Serial: D1900V2 - SN:5d142

Communication System: UID 0, CW; Frequency: 1900 MHz; Duty Cycle: 1:1
 Medium parameters used: $f = 1900 \text{ MHz}$; $\sigma = 1.357 \text{ S/m}$; $\epsilon_r = 39.931$; $\rho = 1000 \text{ kg/m}^3$
 Phantom section: Flat Section
 Measurement Standard: DASY5 (IEEE/IEC/ANSI C63.19-2007)

DASY5 Configuration:

- Probe: EX3DV4 - SN7515; ConvF(8.16, 8.16, 8.16); Calibrated: 2021/12/28;
- Sensor-Surface: 1.4mm (Mechanical Surface Detection)
- Electronics: DAE4 Sn1305; Calibrated: 2022/04/27
- Phantom: Twin SAM Phantom; Type: QD 000 P40 CD; Serial: 1609
- Measurement SW: DASY52, Version 52.8 (8); SEMCAD X Version 14.6.10 (7331)

System Performance Check at Frequencies above 1 GHz/d=10mm, Pin=250 mW, dist=10mm (EX-Probe)/Area Scan (7x7x1): Measurement grid: dx=15mm, dy=15mm

Maximum value of SAR (measured) = 12.9 W/kg

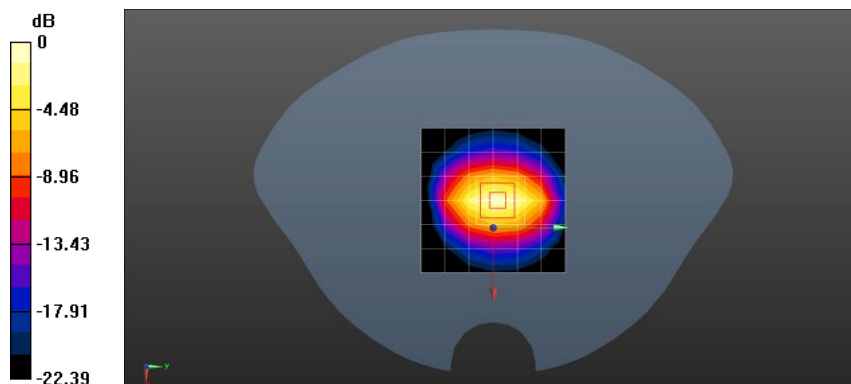
System Performance Check at Frequencies above 1 GHz/d=10mm, Pin=250 mW, dist=10mm (EX-Probe)/Zoom Scan (7x7x7) (7x7x7)/Cube 0: Measurement grid: dx=5mm, dy=5mm, dz=5mm

Reference Value = 101.8 V/m; Power Drift = 0.16 dB

Peak SAR (extrapolated) = 19.6 W/kg

SAR(1 g) = 9.18 W/kg; SAR(10 g) = 4.67 W/kg

Maximum value of SAR (measured) = 14.1 W/kg



0 dB = 14.1 W/kg = 11.49 dBW/kg



Unless otherwise agreed in writing, this document is issued by the Company subject to its General Conditions of Service printed overleaf, available on request or accessible at <http://www.sgs.com/en/Terms-and-Conditions.aspx> and, for electronic format documents, subject to Terms and Conditions for Electronic Documents at <http://www.sgs.com/en/Terms-and-Conditions/Terms-e-Documents.aspx>. Attention is drawn to the limitation of liability, indemnification and jurisdiction issues defined therein. Any holder of this document is advised that information contained hereon reflects the Company's findings at the time of its intervention only and within the limits of Client's instructions, if any. The Company's sole responsibility is to its Client and this document does not exonerate parties to a transaction from exercising all their rights and obligations under the transaction documents. This document cannot be reproduced except in full, without prior written approval of the Company. Any unauthorized alteration, forgery or falsification of the content or appearance of this document is unlawful and offenders may be prosecuted to the fullest extent of the law. Unless otherwise stated the results shown in this test report refer only to the sample(s) tested and such sample(s) are retained for 30 days only.
Attention: To check the authenticity of testing /inspection report & certificate, please contact us at telephone: (86-755) 8307 1443, or email: CN.Doccheck@sgs.com

No.10, Weiye Road, Innovation Park, Kunshan, Jiangsu, China 215300
 中国·江苏·昆山市留学生创业园伟业路10号 邮编 215300

t(86-512)57355888 f(86-512)57370818 www.sgsgroup.com.cn
 t(86-512)57355888 f(86-512)57370818 sgs.china@sgs.com

Test Laboratory: Compliance Certification Services (Kunshan) Inc.

System Performance Check-Head 2450Mhz

DUT: Dipole 2450 MHz D2450V2; Type: D2450V2; Serial: 817

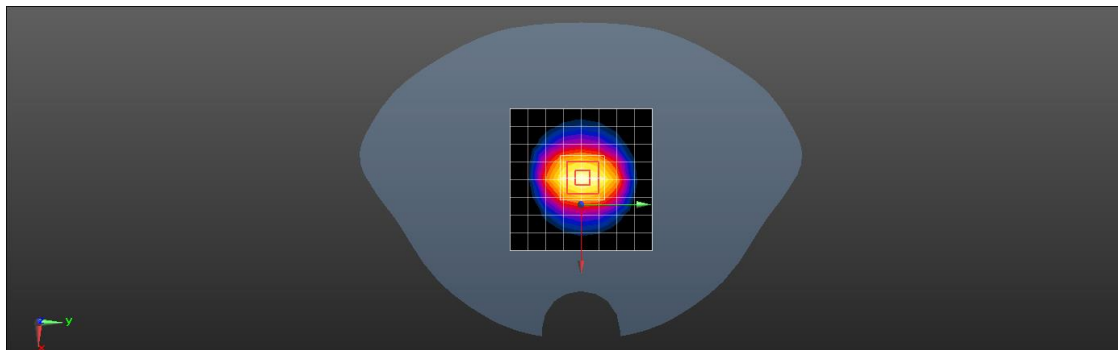
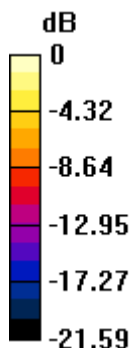
Communication System: UID 0, CW; Frequency: 2450 MHz; Duty Cycle: 1:1
 Medium parameters used: $f = 2450 \text{ MHz}$; $\sigma = 1.819 \text{ S/m}$; $\epsilon_r = 39.924$; $\rho = 1000 \text{ kg/m}^3$
 Phantom section: Flat Section
 Measurement Standard: DASYS5 (IEEE/IEC/ANSI C63.19-2007)

DASY5 Configuration:

- Probe: EX3DV4 - SN7515; ConvF(7.44, 7.44, 7.44); Calibrated: 2021/12/28;
- Sensor-Surface: 1.4mm (Mechanical Surface Detection)
- Electronics: DAE4 Sn1305; Calibrated: 2022/04/27
- Phantom: Twin SAM Phantom; Type: QD 000 P40 CD; Serial: 1609
- Measurement SW: DASY52, Version 52.8 (8); SEMCAD X Version 14.6.10 (7331)

System Performance Check at Frequencies above 1 GHz/d=10mm, Pin=250 mW, dist=2.0mm (EX-Probe)/Area Scan (9x9x1): Measurement grid: dx=12mm, dy=12mm
 Maximum value of SAR (measured) = 18.6 W/kg

System Performance Check at Frequencies above 1 GHz/d=10mm, Pin=250 mW, dist=2.0mm (EX-Probe)/Zoom Scan (7x7x7) (7x7x7)/Cube 0: Measurement grid: dx=5mm, dy=5mm, dz=5mm
 Reference Value = 104.5 V/m; Power Drift = -0.17 dB
 Peak SAR (extrapolated) = 25.3 W/kg
SAR(1 g) = 12.5 W/kg; SAR(10 g) = 5.82 W/kg
 Maximum value of SAR (measured) = 19.0 W/kg



0 dB = 19.0 W/kg = 12.79 dBW/kg



Unless otherwise agreed in writing, this document is issued by the Company subject to its General Conditions of Service printed overleaf, available on request or accessible at <http://www.sgs.com/en/Terms-and-Conditions.aspx> and, for electronic format documents, subject to Terms and Conditions for Electronic Documents at <http://www.sgs.com/en/Terms-and-Conditions/Terms-e-Document.aspx>. Attention is drawn to the limitation of liability, indemnification and jurisdiction issues defined therein. Any holder of this document is advised that information contained hereon reflects the Company's findings at the time of its intervention only and within the limits of Client's instructions, if any. The Company's sole responsibility is to its Client and this document does not exonerate parties to a transaction from exercising all their rights and obligations under the transaction documents. This document cannot be reproduced except in full, without prior written approval of the Company. Any unauthorized alteration, forgery or falsification of the content or appearance of this document is unlawful and offenders may be prosecuted to the fullest extent of the law. Unless otherwise stated the results shown in this test report refer only to the sample(s) tested and such sample(s) are retained for 30 days only.
Attention: To check the authenticity of testing /inspection report & certificate, please contact us at telephone: (86-755) 8307 1443, or email: CN.Doccheck@sgs.com

No.10, Weiye Road, Innovation Park, Kunshan, Jiangsu, China 215300
 中国·江苏·昆山市留学生创业园伟业路10号 邮编 215300

t(86-512)57355888 f(86-512)57370818 www.sgsgroup.com.cn
 t(86-512)57355888 f(86-512)57370818 sgs.china@sgs.com

Test Laboratory: Compliance Certification Services (Kunshan) Inc.

System Performance Check-Head 2600MHz

DUT: Dipole 2600 MHz; Type: D2600V2; Serial: 1158

Communication System: UID 0, CW (0); Frequency: 2600 MHz; Duty Cycle: 1:1
 Medium parameters used: $f = 2600 \text{ MHz}$; $\sigma = 1.994 \text{ S/m}$; $\epsilon_r = 39.429$; $\rho = 1000 \text{ kg/m}^3$
 Phantom section: Flat Section
 Measurement Standard: DASY5 (IEEE/IEC/ANSI C63.19-2007)

DASY5 Configuration:

- Probe: EX3DV4 - SN7515; ConvF(7.31, 7.31, 7.31); Calibrated: 2021/12/28;
- Sensor-Surface: 1.4mm (Mechanical Surface Detection)
- Electronics: DAE4 Sn1305; Calibrated: 2022/04/27
- Phantom: Twin SAM Phantom; Type: QD 000 P40 CD; Serial: 1609
- Measurement SW: DASY52, Version 52.8 (8); SEMCAD X Version 14.6.10 (7331)

System Performance Check at Frequencies above 1 GHz/Pin=250 mW, dist=10mm (EX-Probe)/Area Scan (9x10x1):

Measurement grid: $dx=12\text{mm}$, $dy=12\text{mm}$

Maximum value of SAR (measured) = 21.1 W/kg

System Performance Check at Frequencies above 1 GHz/Pin=250 mW, dist=10mm (EX-Probe)/Zoom Scan (7x7x7) (7x7x7)/Cube 0:

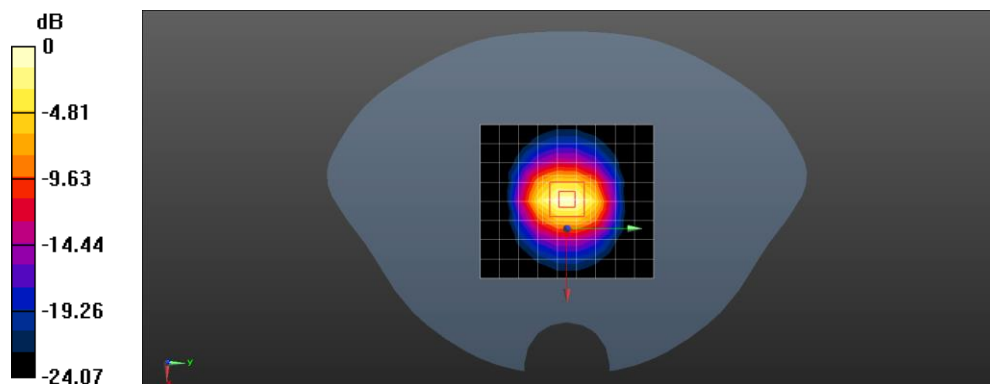
Measurement grid: $dx=5\text{mm}$, $dy=5\text{mm}$, $dz=5\text{mm}$

Reference Value = 110.2 V/m; Power Drift = 0.11 dB

Peak SAR (extrapolated) = 32.5 W/kg

SAR(1 g) = 14.9 W/kg; SAR(10 g) = 6.58 W/kg

Maximum value of SAR (measured) = 23.5 W/kg



0 dB = 23.5 W/kg = 13.71 dBW/kg



Unless otherwise agreed in writing, this document is issued by the Company subject to its General Conditions of Service printed overleaf, available on request or accessible at <http://www.sgs.com/en/Terms-and-Conditions.aspx> and, for electronic format documents, subject to Terms and Conditions for Electronic Documents at <http://www.sgs.com/en/Terms-and-Conditions/Terms-e-Documents.aspx>. Attention is drawn to the limitation of liability, indemnification and jurisdiction issues defined therein. Any holder of this document is advised that information contained hereon reflects the Company's findings at the time of its intervention only and within the limits of Client's instructions, if any. The Company's sole responsibility is to its Client and this document does not exonerate parties to a transaction from exercising all their rights and obligations under the transaction documents. This document cannot be reproduced except in full, without prior written approval of the Company. Any unauthorized alteration, forgery or falsification of the content or appearance of this document is unlawful and offenders may be prosecuted to the fullest extent of the law. Unless otherwise stated the results shown in this test report refer only to the sample(s) tested and such sample(s) are retained for 30 days only.
Attention: To check the authenticity of testing /inspection report & certificate, please contact us at telephone: (86-755) 8307 1443, or email: CN.Doccheck@sgs.com

No.10, Weiye Road, Innovation Park, Kunshan, Jiangsu, China 215300
 中国·江苏·昆山市留学生创业园伟业路10号 邮编 215300

t(86-512)57355888 f(86-512)57370818 www.sgsgroup.com.cn
 t(86-512)57355888 f(86-512)57370818 sgs.china@sgs.com

Test Laboratory: Compliance Certification Services (Kunshan) Inc.

System Performance Check-Head 5250MHz

DUT: Dipole D5GHzV2; Type: D5GHzV2; Serial: 1145

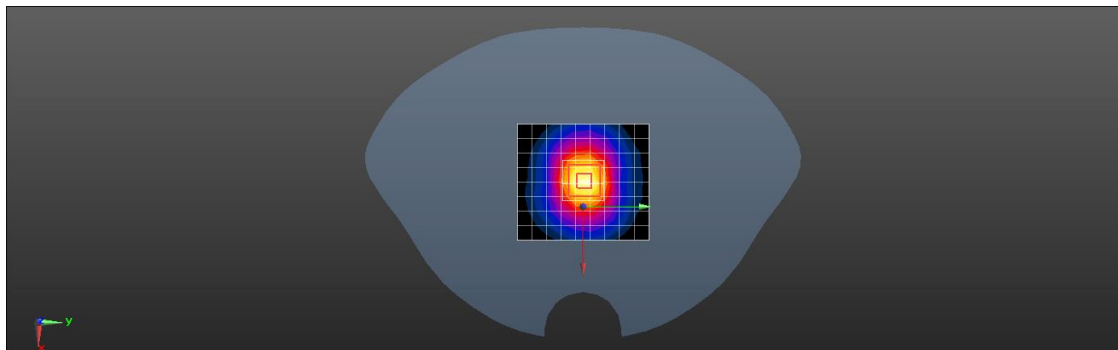
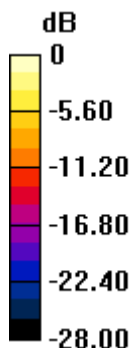
Communication System: UID 0, CW (0); Frequency: 5250 MHz; Duty Cycle: 1:1
 Medium parameters used: $f = 5250$ MHz; $\sigma = 4.844$ S/m; $\epsilon_r = 36.853$; $\rho = 1000$ kg/m³
 Phantom section: Flat Section
 Measurement Standard: DASYS5 (IEEE/IEC/ANSI C63.19-2007)

DASY5 Configuration:

- Probe: EX3DV4 - SN7515; ConvF(5.46, 5.46, 5.46); Calibrated: 2021/12/28;
- Sensor-Surface: 1.4mm (Mechanical Surface Detection)
- Electronics: DAE4 Sn1305; Calibrated: 2022/04/27
- Phantom: Twin SAM Phantom; Type: QD 000 P40 CD; Serial: 1609
- Measurement SW: DASY52, Version 52.8 (8); SEMCAD X Version 14.6.10 (7331)

System Performance Check with D5GHzV2 Dipole (graded grid)/d=10mm, Pin=100mW, f=5250 MHz/Area Scan (9x10x1): Measurement grid: dx=10mm, dy=10mm
 Maximum value of SAR (measured) = 17.1 W/kg

System Performance Check with D5GHzV2 Dipole (graded grid)/d=10mm, Pin=100mW, f=5250 MHz/Zoom Scan (4x4x1.4mm, graded), dist=1.4mm (8x8x7)/Cube 0: Measurement grid: dx=4mm, dy=4mm, dz=1.4mm
 Reference Value = 71.47 V/m; Power Drift = 0.02 dB
 Peak SAR (extrapolated) = 34.2 W/kg
SAR(1 g) = 8.12 W/kg; SAR(10 g) = 2.24 W/kg
 Maximum value of SAR (measured) = 20.4 W/kg



0 dB = 20.4 W/kg = 13.10 dBW/kg



Unless otherwise agreed in writing, this document is issued by the Company subject to its General Conditions of Service printed overleaf, available on request or accessible at <http://www.sgs.com/en/Terms-and-Conditions.aspx> and, for electronic format documents, subject to Terms and Conditions for Electronic Documents at <http://www.sgs.com/en/Terms-and-Conditions/Terms-e-Document.aspx>. Attention is drawn to the limitation of liability, indemnification and jurisdiction issues defined therein. Any holder of this document is advised that information contained hereon reflects the Company's findings at the time of its intervention only and within the limits of Client's instructions, if any. The Company's sole responsibility is to its Client and this document does not exonerate parties to a transaction from exercising all their rights and obligations under the transaction documents. This document cannot be reproduced except in full, without prior written approval of the Company. Any unauthorized alteration, forgery or falsification of the content or appearance of this document is unlawful and offenders may be prosecuted to the fullest extent of the law. Unless otherwise stated the results shown in this test report refer only to the sample(s) tested and such sample(s) are retained for 30 days only.
Attention: To check the authenticity of testing /inspection report & certificate, please contact us at telephone: (86-755) 8307 1443, or email: CN.Doccheck@sgs.com

No.10, Weiye Road, Innovation Park, Kunshan, Jiangsu, China 215300
 中国·江苏·昆山市留学生创业园伟业路10号 邮编 215300

t(86-512)57355888 f(86-512)57370818 www.sgsgroup.com.cn
 t(86-512)57355888 f(86-512)57370818 sgs.china@sgs.com

Test Laboratory: Compliance Certification Services (Kunshan) Inc.

System Performance Check-Head 5750MHz

DUT: Dipole D5GHzV2; Type: D5GHzV2; Serial: 1145

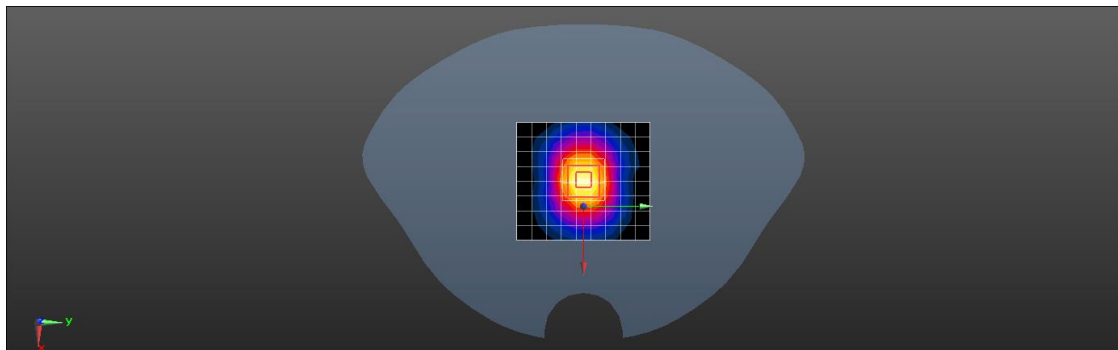
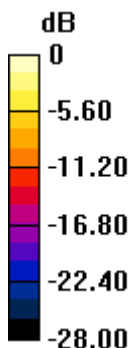
Communication System: UID 0, CW (0); Frequency: 5750 MHz; Duty Cycle: 1:1
 Medium parameters used: $f = 5750 \text{ MHz}$; $\sigma = 5.424 \text{ S/m}$; $\epsilon_r = 35.523$; $\rho = 1000 \text{ kg/m}^3$
 Phantom section: Flat Section
 Measurement Standard: DASYS5 (IEEE/IEC/ANSI C63.19-2007)

DASY5 Configuration:

- Probe: EX3DV4 - SN7515; ConvF(4.96, 4.96, 4.96); Calibrated: 2021/12/28;
- Sensor-Surface: 1.4mm (Mechanical Surface Detection)
- Electronics: DAE4 Sn1305; Calibrated: 2022/04/27
- Phantom: Twin SAM Phantom; Type: QD 000 P40 CD; Serial: 1609
- Measurement SW: DASY52, Version 52.8 (8); SEMCAD X Version 14.6.10 (7331)

System Performance Check with D5GHzV2 Dipole (graded grid)/d=10mm, Pin=100mW, f=5750 MHz/Area Scan (9x10x1): Measurement grid: dx=10mm, dy=10mm
 Maximum value of SAR (measured) = 17.4 W/kg

System Performance Check with D5GHzV2 Dipole (graded grid)/d=10mm, Pin=100mW, f=5750 MHz/Zoom Scan (4x4x1.4mm, graded), dist=1.4mm (8x8x7)/Cube 0: Measurement grid: dx=4mm, dy=4mm, dz=1.4mm
 Reference Value = 72.71 V/m; Power Drift = 0.13 dB
 Peak SAR (extrapolated) = 36.7 W/kg
SAR(1 g) = 8.04 W/kg; SAR(10 g) = 2.27 W/kg
 Maximum value of SAR (measured) = 21.6 W/kg



0 dB = 21.6 W/kg = 13.34 dBW/kg



Unless otherwise agreed in writing, this document is issued by the Company subject to its General Conditions of Service printed overleaf, available on request or accessible at <http://www.sgs.com/en/Terms-and-Conditions.aspx> and, for electronic format documents, subject to Terms and Conditions for Electronic Documents at <http://www.sgs.com/en/Terms-and-Conditions/Terms-e-Documents.aspx>. Attention is drawn to the limitation of liability, indemnification and jurisdiction issues defined therein. Any holder of this document is advised that information contained hereon reflects the Company's findings at the time of its intervention only and within the limits of Client's instructions, if any. The Company's sole responsibility is to its Client and this document does not exonerate parties to a transaction from exercising all their rights and obligations under the transaction documents. This document cannot be reproduced except in full, without prior written approval of the Company. Any unauthorized alteration, forgery or falsification of the content or appearance of this document is unlawful and offenders may be prosecuted to the fullest extent of the law. Unless otherwise stated the results shown in this test report refer only to the sample(s) tested and such sample(s) are retained for 30 days only.
Attention: To check the authenticity of testing /inspection report & certificate, please contact us at telephone: (86-755) 8307 1443, or email: CN.Doccheck@sgs.com

No.10, Weiye Road, Innovation Park, Kunshan, Jiangsu, China 215300
 中国·江苏·昆山市留学生创业园伟业路10号 邮编 215300

t(86-512)57355888 f(86-512)57370818 www.sgsgroup.com.cn
 t(86-512)57355888 f(86-512)57370818 sgs.china@sgs.com

Appendix B: Detailed Test Results

The plots of worse case are showing as followings.

Unless otherwise agreed in writing, this document is issued by the Company subject to its General Conditions of Service printed overleaf, available on request or accessible at <http://www.sgs.com/en/Terms-and-Conditions.aspx> and, for electronic format documents, subject to Terms and Conditions for Electronic Documents at <http://www.sgs.com/en/Terms-and-Conditions/Terms-e-Documents.aspx>. Attention is drawn to the limitation of liability, indemnification and jurisdiction issues defined therein. Any holder of this document is advised that information contained hereon reflects the Company's findings at the time of its intervention only and within the limits of Client's instructions, if any. The Company's sole responsibility is to its Client and this document does not exonerate parties to a transaction from exercising all their rights and obligations under the transaction documents. This document cannot be reproduced except in full, without prior written approval of the Company. Any unauthorized alteration, forgery or falsification of the content or appearance of this document is unlawful and offenders may be prosecuted to the fullest extent of the law. Unless otherwise stated the results shown in this test report refer only to the sample(s) tested and such sample(s) are retained for 30 days only.

Attention: To check the authenticity of testing /inspection report & certificate, please contact us at telephone: (86-755) 8307 1443, or email: CN.Doccheck@sgs.com

No.10, Weiye Road, Innovation Park, Kunshan, Jiangsu, China 215300

t(86-512)57355888 f(86-512)57370818 www.sgsgroup.com.cn

中国·江苏·昆山市留学生创业园伟业路10号 邮编 215300

t(86-512)57355888 f(86-512)57370818 sgs.china@sgs.com



Test Laboratory: Compliance Certification Services (Kunshan) Inc.

GSM850 3TS Right side Ch251 0mm

DUT: Smart POS system; Type: T6820

Communication System: UID 0, GPRS/EGPRS 3TX Slots (0); Frequency: 848.8 MHz; Duty Cycle: 1:2.77013

Medium parameters used: $f = 849 \text{ MHz}$; $\sigma = 0.899 \text{ S/m}$; $\epsilon_r = 40.885$; $\rho = 1000 \text{ kg/m}^3$

Phantom section: Flat Section

Measurement Standard: DASYS5 (IEEE/IEC/ANSI C63.19-2007)

DASY5 Configuration:

- Probe: EX3DV4 - SN7515; ConvF(9.65, 9.65, 9.65); Calibrated: 2021/12/28;
- Sensor-Surface: 1.4mm (Mechanical Surface Detection)
- Electronics: DAE4 Sn1305; Calibrated: 2022/04/27
- Phantom: Twin SAM Phantom; Type: QD 000 P40 CD; Serial: 1609
- Measurement SW: DASYS52, Version 52.8 (8); SEMCAD X Version 14.6.10 (7331)

Configuration/Head/Area Scan (10x13x1): Measurement grid: dx=15mm, dy=15mm

Maximum value of SAR (measured) = 1.07 W/kg

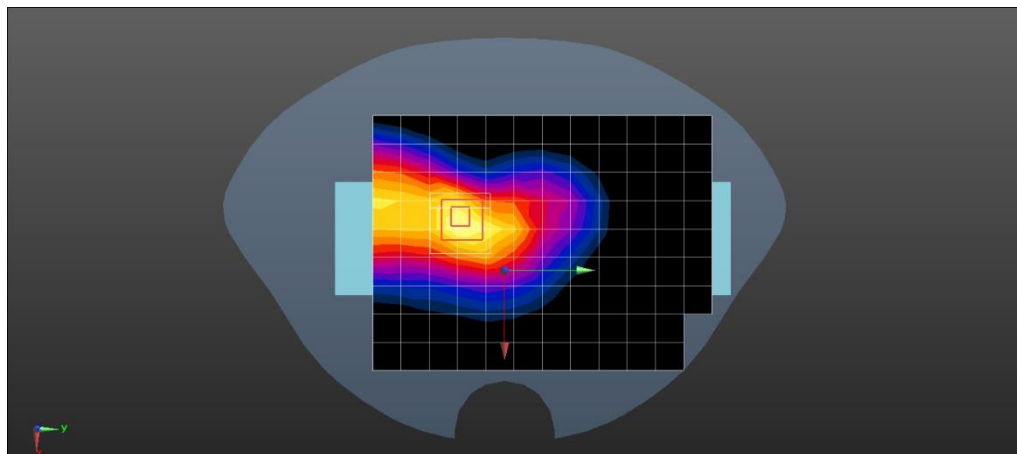
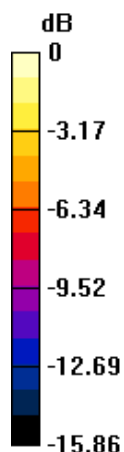
Configuration/Head/Zoom Scan (5x5x7)/Cube 0: Measurement grid: dx=8mm, dy=8mm, dz=5mm

Reference Value = 31.33 V/m; Power Drift = -0.09 dB

Peak SAR (extrapolated) = 1.78 W/kg

SAR(1 g) = 0.764 W/kg; SAR(10 g) = 0.411 W/kg

Maximum value of SAR (measured) = 1.33 W/kg



0 dB = 1.33 W/kg = 1.24 dBW/kg



Unless otherwise agreed in writing, this document is issued by the Company subject to its General Conditions of Service printed overleaf, available on request or accessible at <http://www.sgs.com/en/Terms-and-Conditions.aspx> and, for electronic format documents, subject to Terms and Conditions for Electronic Documents at <http://www.sgs.com/en/Terms-and-Conditions/Terms-e-Documents.aspx>. Attention is drawn to the limitation of liability, indemnification and jurisdiction issues defined therein. Any holder of this document is advised that information contained hereon reflects the Company's findings at the time of its intervention only and within the limits of Client's instructions, if any. The Company's sole responsibility is to its Client and this document does not exonerate parties to a transaction from exercising all their rights and obligations under the transaction documents. This document cannot be reproduced except in full, without prior written approval of the Company. Any unauthorized alteration, forgery or falsification of the content or appearance of this document is unlawful and offenders may be prosecuted to the fullest extent of the law. Unless otherwise stated the results shown in this test report refer only to the sample(s) tested and such sample(s) are retained for 30 days only.

Attention: To check the authenticity of testing /inspection report & certificate, please contact us at telephone: (86-755) 8307 1443, or email: CN.Doccheck@sgs.com

No.10, Weiye Road, Innovation Park, Kunshan, Jiangsu, China 215300

中国·江苏·昆山市留学生创业园伟业路10号 邮编 215300

t(86-512)57355888 f(86-512)57370818 www.sgsgroup.com.cn

t(86-512)57355888 f(86-512)57370818 sgs.china@sgs.com

Test Laboratory: Compliance Certification Services (Kunshan) Inc.

GSM1900 4TS Back side Ch512 0mm

DUT: Smart POS system; Type: T6820

Communication System: UID 0, GPRS/EGPRS 4TX Slots (0); Frequency: 1850.2 MHz; Duty Cycle: 1:2.0797

Medium parameters used (interpolated): $f = 1850.2 \text{ MHz}$; $\sigma = 1.304 \text{ S/m}$; $\epsilon_r = 40.069$; $\rho = 1000 \text{ kg/m}^3$

Phantom section: Flat Section

Measurement Standard: DASYS5 (IEEE/IEC/ANSI C63.19-2007)

DASY5 Configuration:

- Probe: EX3DV4 - SN7515; ConvF(8.16, 8.16, 8.16); Calibrated: 2021/12/28;
- Sensor-Surface: 1.4mm (Mechanical Surface Detection)
- Electronics: DAE4 Sn1305; Calibrated: 2022/04/27
- Phantom: Twin SAM Phantom; Type: QD 000 P40 CD; Serial: 1609
- Measurement SW: DASY52, Version 52.8 (8); SEMCAD X Version 14.6.10 (7331)

Configuration/Head/Area Scan (10x13x1): Measurement grid: dx=15mm, dy=15mm

Maximum value of SAR (measured) = 1.46 W/kg

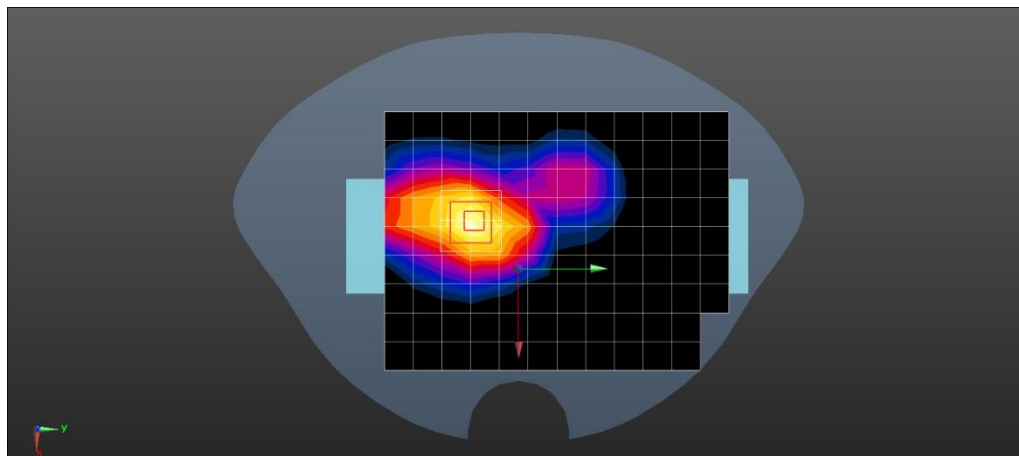
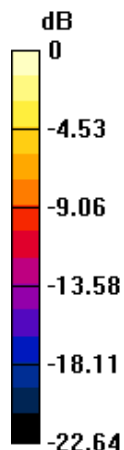
Configuration/Head/Zoom Scan (5x5x7)/Cube 0: Measurement grid: dx=8mm, dy=8mm, dz=5mm

Reference Value = 21.43 V/m; Power Drift = 0.07 dB

Peak SAR (extrapolated) = 2.15 W/kg

SAR(1 g) = 1.02 W/kg; SAR(10 g) = 0.465 W/kg

Maximum value of SAR (measured) = 1.70 W/kg



0 dB = 1.70 W/kg = 2.30 dBW/kg



Unless otherwise agreed in writing, this document is issued by the Company subject to its General Conditions of Service printed overleaf, available on request or accessible at <http://www.sgs.com/en/Terms-and-Conditions.aspx> and, for electronic format documents, subject to Terms and Conditions for Electronic Documents at <http://www.sgs.com/en/Terms-and-Conditions/Terms-e-Document.aspx>. Attention is drawn to the limitation of liability, indemnification and jurisdiction issues defined therein. Any holder of this document is advised that information contained hereon reflects the Company's findings at the time of its intervention only and within the limits of Client's instructions, if any. The Company's sole responsibility is to its Client and this document does not exonerate parties to a transaction from exercising all their rights and obligations under the transaction documents. This document cannot be reproduced except in full, without prior written approval of the Company. Any unauthorized alteration, forgery or falsification of the content or appearance of this document is unlawful and offenders may be prosecuted to the fullest extent of the law. Unless otherwise stated the results shown in this test report refer only to the sample(s) tested and such sample(s) are retained for 30 days only.

Attention: To check the authenticity of testing /inspection report & certificate, please contact us at telephone: (86-755) 8307 1443, or email: CN.Doccheck@sgs.com

No.10, Weiye Road, Innovation Park, Kunshan, Jiangsu, China 215300

中国·江苏·昆山市留学生创业园伟业路10号 邮编 215300

t(86-512)57355888 f(86-512)57370818 www.sgsgroup.com.cn

t(86-512)57355888 f(86-512)57370818 sgs.china@sgs.com

Test Laboratory: Compliance Certification Services (Kunshan) Inc.

WCDMA Band 2 RMC Right side Ch9538 0mm

DUT: Smart POS system; Type: T6820

Communication System: UID 0, WCDMA / UMTS (0); Frequency: 1907.6 MHz; Duty Cycle: 1:1

Medium parameters used: $f = 1908 \text{ MHz}$; $\sigma = 1.363 \text{ S/m}$; $\epsilon_r = 39.9$; $\rho = 1000 \text{ kg/m}^3$

Phantom section: Flat Section

Measurement Standard: DASYS (IEEE/IEC/ANSI C63.19-2007)

DASY5 Configuration:

- Probe: EX3DV4 - SN7515; ConvF(8.16, 8.16, 8.16); Calibrated: 2021/12/28;
- Sensor-Surface: 1.4mm (Mechanical Surface Detection)
- Electronics: DAE4 Sn1305; Calibrated: 2022/04/27
- Phantom: Twin SAM Phantom; Type: QD 000 P40 CD; Serial: 1609
- Measurement SW: DASYS2, Version 52.8 (8); SEMCAD X Version 14.6.10 (7331)

Configuration/Head/Area Scan (10x13x1): Measurement grid: dx=15mm, dy=15mm

Maximum value of SAR (measured) = 1.11 W/kg

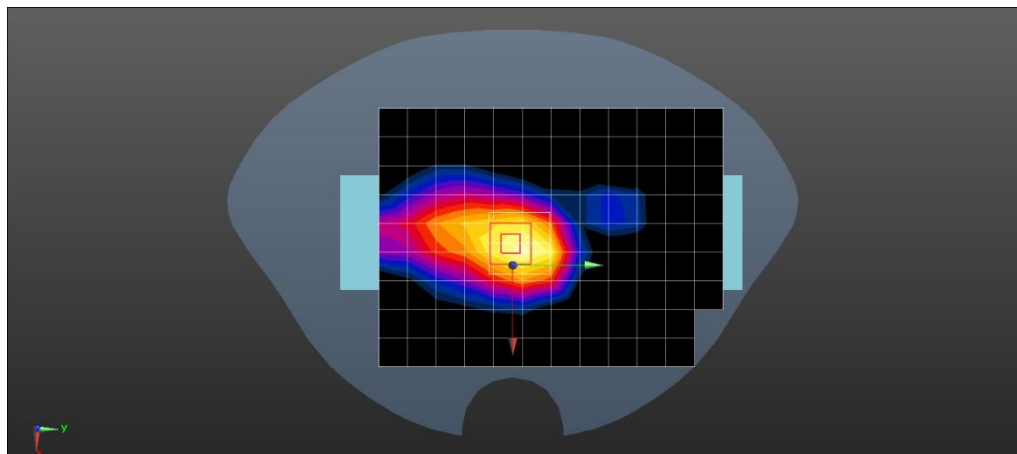
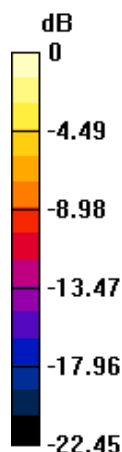
Configuration/Head/Zoom Scan (5x5x7)/Cube 0: Measurement grid: dx=8mm, dy=8mm, dz=5mm

Reference Value = 34.67 V/m; Power Drift = -0.02 dB

Peak SAR (extrapolated) = 1.76 W/kg

SAR(1 g) = 0.855 W/kg; SAR(10 g) = 0.382 W/kg

Maximum value of SAR (measured) = 1.29 W/kg



0 dB = 1.29 W/kg = 1.11 dBW/kg



Unless otherwise agreed in writing, this document is issued by the Company subject to its General Conditions of Service printed overleaf, available on request or accessible at <http://www.sgs.com/en/Terms-and-Conditions.aspx> and, for electronic format documents, subject to Terms and Conditions for Electronic Documents at <http://www.sgs.com/en/Terms-and-Conditions/Terms-e-Documents.aspx>. Attention is drawn to the limitation of liability, indemnification and jurisdiction issues defined therein. Any holder of this document is advised that information contained hereon reflects the Company's findings at the time of its intervention only and within the limits of Client's instructions, if any. The Company's sole responsibility is to its Client and this document does not exonerate parties to a transaction from exercising all their rights and obligations under the transaction documents. This document cannot be reproduced except in full, without prior written approval of the Company. Any unauthorized alteration, forgery or falsification of the content or appearance of this document is unlawful and offenders may be prosecuted to the fullest extent of the law. Unless otherwise stated the results shown in this test report refer only to the sample(s) tested and such sample(s) are retained for 30 days only.

Attention: To check the authenticity of testing /inspection report & certificate, please contact us at telephone: (86-755) 8307 1443, or email: CN.Doccheck@sgs.com

No.10, Weiye Road, Innovation Park, Kunshan, Jiangsu, China 215300

中国·江苏·昆山市留学生创业园伟业路10号 邮编 215300

t(86-512)57355888 f(86-512)57370818 www.sgsgroup.com.cn

t(86-512)57355888 f(86-512)57370818 sgs.china@sgs.com

Test Laboratory: Compliance Certification Services (Kunshan) Inc.

WCDMA Band 4 RMC Right side CH1412 0mm

DUT: Smart POS system; Type: T6820

Communication System: UID 0, WCDMA / UMTS (0); Frequency: 1732.6 MHz; Duty Cycle: 1:1

Medium parameters used: $f = 1733 \text{ MHz}$; $\sigma = 1.3 \text{ S/m}$; $\epsilon_r = 40.492$; $\rho = 1000 \text{ kg/m}^3$

Phantom section: Flat Section

Measurement Standard: DASYS5 (IEEE/IEC/ANSI C63.19-2007)

DASY5 Configuration:

- Probe: EX3DV4 - SN7515; ConvF(8.4, 8.4, 8.4); Calibrated: 2021/12/28;
- Sensor-Surface: 1.4mm (Mechanical Surface Detection)
- Electronics: DAE4 Sn1305; Calibrated: 2022/04/27
- Phantom: Twin SAM Phantom; Type: QD 000 P40 CD; Serial: 1609
- Measurement SW: DASYS52, Version 52.8 (8); SEMCAD X Version 14.6.10 (7331)

Configuration/Head/Area Scan (10x13x1): Measurement grid: dx=15mm, dy=15mm

Maximum value of SAR (measured) = 0.987 W/kg

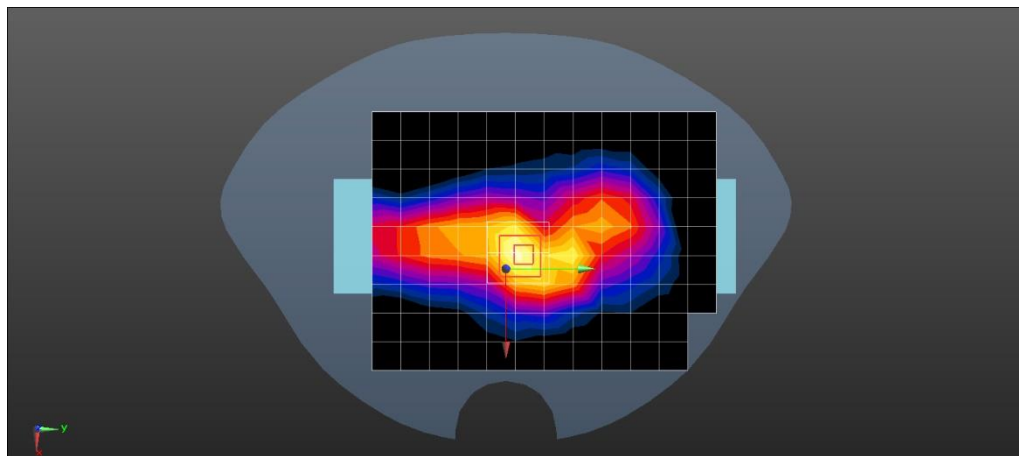
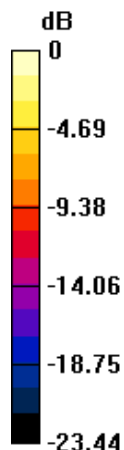
Configuration/Head/Zoom Scan (5x5x7)/Cube 0: Measurement grid: dx=8mm, dy=8mm, dz=5mm

Reference Value = 21.59 V/m; Power Drift = -0.12 dB

Peak SAR (extrapolated) = 1.55 W/kg

SAR(1 g) = 0.760 W/kg; SAR(10 g) = 0.331 W/kg

Maximum value of SAR (measured) = 1.13 W/kg



0 dB = 1.13 W/kg = 0.53 dBW/kg



Unless otherwise agreed in writing, this document is issued by the Company subject to its General Conditions of Service printed overleaf, available on request or accessible at <http://www.sgs.com/en/Terms-and-Conditions.aspx> and, for electronic format documents, subject to Terms and Conditions for Electronic Documents at <http://www.sgs.com/en/Terms-and-Conditions/Terms-e-Document.aspx>. Attention is drawn to the limitation of liability, indemnification and jurisdiction issues defined therein. Any holder of this document is advised that information contained hereon reflects the Company's findings at the time of its intervention only and within the limits of Client's instructions, if any. The Company's sole responsibility is to its Client and this document does not exonerate parties to a transaction from exercising all their rights and obligations under the transaction documents. This document cannot be reproduced except in full, without prior written approval of the Company. Any unauthorized alteration, forgery or falsification of the content or appearance of this document is unlawful and offenders may be prosecuted to the fullest extent of the law. Unless otherwise stated the results shown in this test report refer only to the sample(s) tested and such sample(s) are retained for 30 days only.

Attention: To check the authenticity of testing /inspection report & certificate, please contact us at telephone: (86-755) 8307 1443, or email: CN.Doccheck@sgs.com

No.10, Weiye Road, Innovation Park, Kunshan, Jiangsu, China 215300

中国·江苏·昆山市留学生创业园伟业路10号 邮编 215300

t(86-512)57355888 f(86-512)57370818 www.sgsgroup.com.cn

t(86-512)57355888 f(86-512)57370818 sgs.china@sgs.com

Test Laboratory: Compliance Certification Services (Kunshan) Inc.

WCDMA Band 5 RMC Right side CH4182 0mm

DUT: Smart POS system; Type: T6820

Communication System: UID 0, WCDMA / UMTS (0); Frequency: 836.4 MHz; Duty Cycle: 1:1
Medium parameters used (interpolated): $f = 836.4 \text{ MHz}$; $\sigma = 0.891 \text{ S/m}$; $\epsilon_r = 40.962$; $\rho = 1000 \text{ kg/m}^3$

Phantom section: Flat Section

Measurement Standard: DASYS5 (IEEE/IEC/ANSI C63.19-2007)

DASY5 Configuration:

- Probe: EX3DV4 - SN7515; ConvF(9.65, 9.65, 9.65); Calibrated: 2021/12/28;
- Sensor-Surface: 1.4mm (Mechanical Surface Detection)
- Electronics: DAE4 Sn1305; Calibrated: 2022/04/27
- Phantom: Twin SAM Phantom; Type: QD 000 P40 CD; Serial: 1609
- Measurement SW: DASYS52, Version 52.8 (8); SEMCAD X Version 14.6.10 (7331)

Configuration/Head/Area Scan (10x13x1): Measurement grid: dx=15mm, dy=15mm

Maximum value of SAR (measured) = 1.00 W/kg

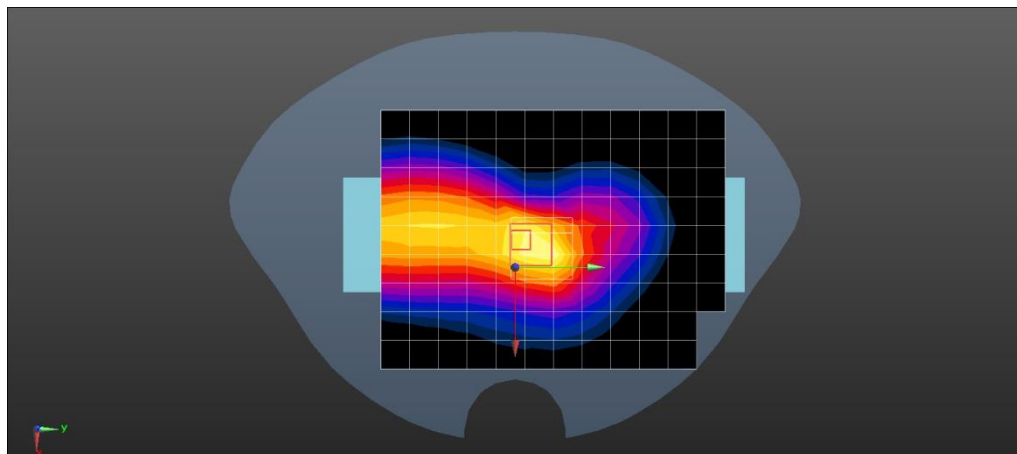
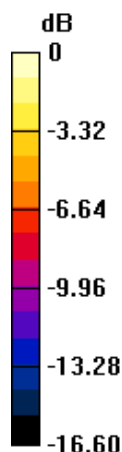
Configuration/Head/Zoom Scan (5x5x7)/Cube 0: Measurement grid: dx=8mm, dy=8mm, dz=5mm

Reference Value = 44.11 V/m; Power Drift = -0.02 dB

Peak SAR (extrapolated) = 1.81 W/kg

SAR(1 g) = 0.740 W/kg; SAR(10 g) = 0.397 W/kg

Maximum value of SAR (measured) = 1.31 W/kg



0 dB = 1.31 W/kg = 1.17 dBW/kg



Unless otherwise agreed in writing, this document is issued by the Company subject to its General Conditions of Service printed overleaf, available on request or accessible at <http://www.sgs.com/en/Terms-and-Conditions.aspx> and, for electronic format documents, subject to Terms and Conditions for Electronic Documents at <http://www.sgs.com/en/Terms-and-Conditions/Terms-e-Documents.aspx>. Attention is drawn to the limitation of liability, indemnification and jurisdiction issues defined therein. Any holder of this document is advised that information contained hereon reflects the Company's findings at the time of its intervention only and within the limits of Client's instructions, if any. The Company's sole responsibility is to its Client and this document does not exonerate parties to a transaction from exercising all their rights and obligations under the transaction documents. This document cannot be reproduced except in full, without prior written approval of the Company. Any unauthorized alteration, forgery or falsification of the content or appearance of this document is unlawful and offenders may be prosecuted to the fullest extent of the law. Unless otherwise stated the results shown in this test report refer only to the sample(s) tested and such sample(s) are retained for 30 days only.
Attention: To check the authenticity of testing /inspection report & certificate, please contact us at telephone: (86-755) 8307 1443, or email: CN.Doccheck@sgs.com

No.10, Weiye Road, Innovation Park, Kunshan, Jiangsu, China 215300

中国·江苏·昆山市留学生创业园伟业路10号 邮编 215300

t(86-512)57355888 f(86-512)57370818 www.sgsgroup.com.cn

t(86-512)57355888 f(86-512)57370818 sgs.china@sgs.com

Test Laboratory: Compliance Certification Services (Kunshan) Inc.

LTE Band 2 20M QPSK 1RB50 Right side Ch19100 0mm

DUT: Smart POS system; Type: T6820

Communication System: UID 0, FDD_LTE (0); Frequency: 1900 MHz; Duty Cycle: 1:1

Medium parameters used: $f = 1900 \text{ MHz}$; $\sigma = 1.357 \text{ S/m}$; $\epsilon_r = 39.931$; $\rho = 1000 \text{ kg/m}^3$

Phantom section: Flat Section

Measurement Standard: DASYS (IEEE/IEC/ANSI C63.19-2007)

DASY5 Configuration:

- Probe: EX3DV4 - SN7515; ConvF(8.16, 8.16, 8.16); Calibrated: 2021/12/28;
- Sensor-Surface: 1.4mm (Mechanical Surface Detection)
- Electronics: DAE4 Sn1305; Calibrated: 2022/04/27
- Phantom: Twin SAM Phantom; Type: QD 000 P40 CD; Serial: 1609
- Measurement SW: DASYS2, Version 52.8 (8); SEMCAD X Version 14.6.10 (7331)

Configuration/Head/Area Scan (7x11x1): Measurement grid: dx=15mm, dy=15mm

Maximum value of SAR (measured) = 1.31 W/kg

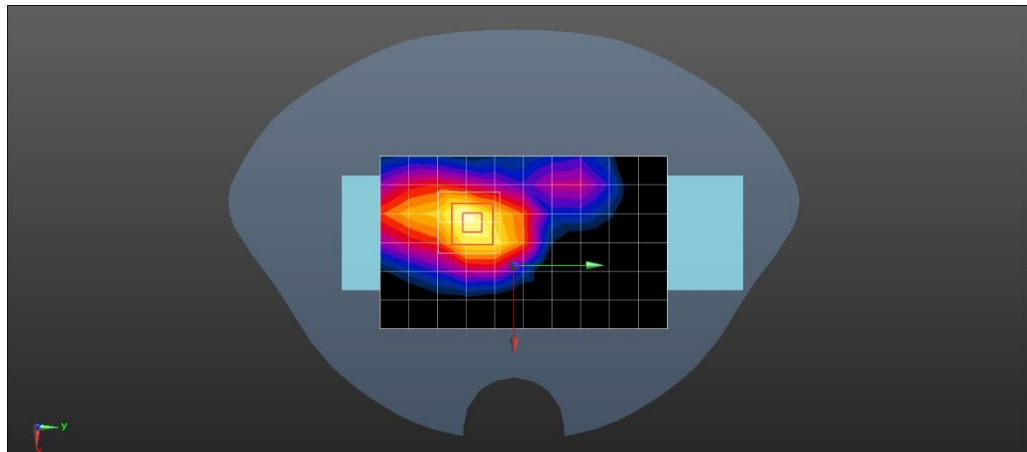
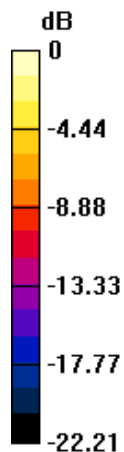
Configuration/Head/Zoom Scan (5x5x7)/Cube 0: Measurement grid: dx=8mm, dy=8mm, dz=5mm

Reference Value = 22.94 V/m; Power Drift = -0.02 dB

Peak SAR (extrapolated) = 1.87 W/kg

SAR(1 g) = 0.900 W/kg; SAR(10 g) = 0.405 W/kg

Maximum value of SAR (measured) = 1.47 W/kg



0 dB = 1.47 W/kg = 1.67 dBW/kg



Unless otherwise agreed in writing, this document is issued by the Company subject to its General Conditions of Service printed overleaf, available on request or accessible at <http://www.sgs.com/en/Terms-and-Conditions.aspx> and, for electronic format documents, subject to Terms and Conditions for Electronic Documents at <http://www.sgs.com/en/Terms-and-Conditions/Terms-e-Document.aspx>. Attention is drawn to the limitation of liability, indemnification and jurisdiction issues defined therein. Any holder of this document is advised that information contained hereon reflects the Company's findings at the time of its intervention only and within the limits of Client's instructions, if any. The Company's sole responsibility is to its Client and this document does not exonerate parties to a transaction from exercising all their rights and obligations under the transaction documents. This document cannot be reproduced except in full, without prior written approval of the Company. Any unauthorized alteration, forgery or falsification of the content or appearance of this document is unlawful and offenders may be prosecuted to the fullest extent of the law. Unless otherwise stated the results shown in this test report refer only to the sample(s) tested and such sample(s) are retained for 30 days only.

Attention: To check the authenticity of testing /inspection report & certificate, please contact us at telephone: (86-755) 8307 1443, or email: CN.Doccheck@sgs.com

No.10, Weiye Road, Innovation Park, Kunshan, Jiangsu, China 215300

t(86-512)57355888 f(86-512)57370818 www.sgsgroup.com.cn

中国·江苏·昆山市留学生创业园伟业路10号 邮编 215300

t(86-512)57355888 f(86-512)57370818 sgs.china@sgs.com

Test Laboratory: Compliance Certification Services (Kunshan) Inc.

LTE Band 4 20M QPSK 1RB50 Right side Ch20175 0mm

DUT: Smart POS system; Type: T6820

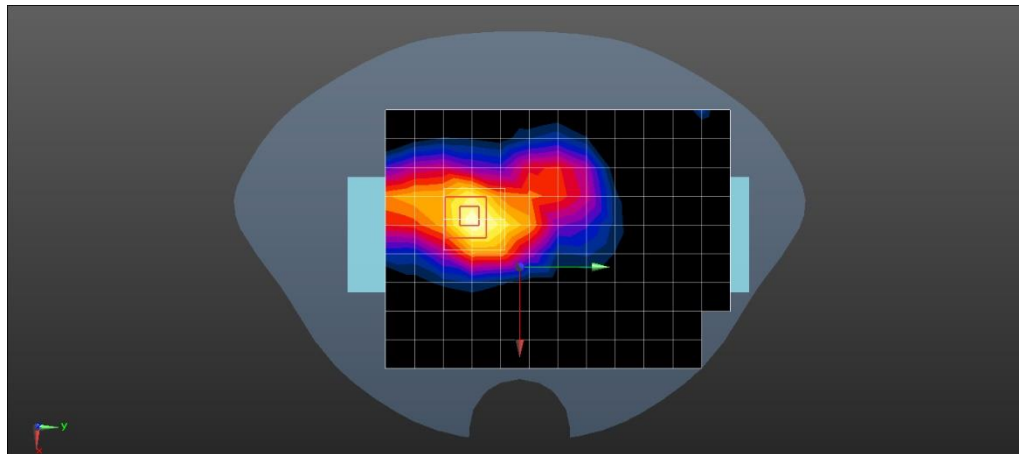
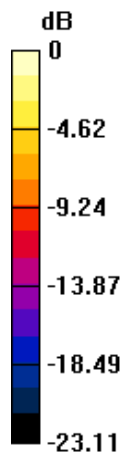
Communication System: UID 0, FDD_LTE (0); Frequency: 1732.5 MHz; Duty Cycle: 1:1
 Medium parameters used (interpolated): $f = 1732.5 \text{ MHz}$; $\sigma = 1.299 \text{ S/m}$; $\epsilon_r = 40.494$; $\rho = 1000 \text{ kg/m}^3$
 Phantom section: Flat Section
 Measurement Standard: DASYS5 (IEEE/IEC/ANSI C63.19-2007)

DASY5 Configuration:

- Probe: EX3DV4 - SN7515; ConvF(8.4, 8.4, 8.4); Calibrated: 2021/12/28;
- Sensor-Surface: 1.4mm (Mechanical Surface Detection)
- Electronics: DAE4 Sn1305; Calibrated: 2022/04/27
- Phantom: Twin SAM Phantom; Type: QD 000 P40 CD; Serial: 1609
- Measurement SW: DASYS52, Version 52.8 (8); SEMCAD X Version 14.6.10 (7331)

Configuration/Head/Area Scan (10x13x1): Measurement grid: dx=15mm, dy=15mm
 Maximum value of SAR (measured) = 1.26 W/kg

Configuration/Head/Zoom Scan (5x5x7)/Cube 0: Measurement grid: dx=8mm, dy=8mm, dz=5mm
 Reference Value = 17.90 V/m; Power Drift = 0.07 dB
 Peak SAR (extrapolated) = 1.60 W/kg
SAR(1 g) = 0.794 W/kg; SAR(10 g) = 0.342W/kg
 Maximum value of SAR (measured) = 1.28 W/kg



0 dB = 1.28 W/kg = 1.07 dBW/kg



Unless otherwise agreed in writing, this document is issued by the Company subject to its General Conditions of Service printed overleaf, available on request or accessible at <http://www.sgs.com/en/Terms-and-Conditions.aspx> and, for electronic format documents, subject to Terms and Conditions for Electronic Documents at <http://www.sgs.com/en/Terms-and-Conditions/Terms-e-Documents.aspx>. Attention is drawn to the limitation of liability, indemnification and jurisdiction issues defined therein. Any holder of this document is advised that information contained hereon reflects the Company's findings at the time of its intervention only and within the limits of Client's instructions, if any. The Company's sole responsibility is to its Client and this document does not exonerate parties to a transaction from exercising all their rights and obligations under the transaction documents. This document cannot be reproduced except in full, without prior written approval of the Company. Any unauthorized alteration, forgery or falsification of the content or appearance of this document is unlawful and offenders may be prosecuted to the fullest extent of the law. Unless otherwise stated the results shown in this test report refer only to the sample(s) tested and such sample(s) are retained for 30 days only.
Attention: To check the authenticity of testing /inspection report & certificate, please contact us at telephone: (86-755) 8307 1443, or email: CN.Doccheck@sgs.com

No.10, Weiye Road, Innovation Park, Kunshan, Jiangsu, China 215300
 中国·江苏·昆山市留学生创业园伟业路10号 邮编 215300

t(86-512)57355888 f(86-512)57370818 www.sgsgroup.com.cn
 t(86-512)57355888 f(86-512)57370818 sgs.china@sgs.com

Test Laboratory: Compliance Certification Services (Kunshan) Inc.

LTE Band 5 10M QPSK 1RB25 Right side Ch20525 0mm

DUT: Smart POS system; Type: T6820

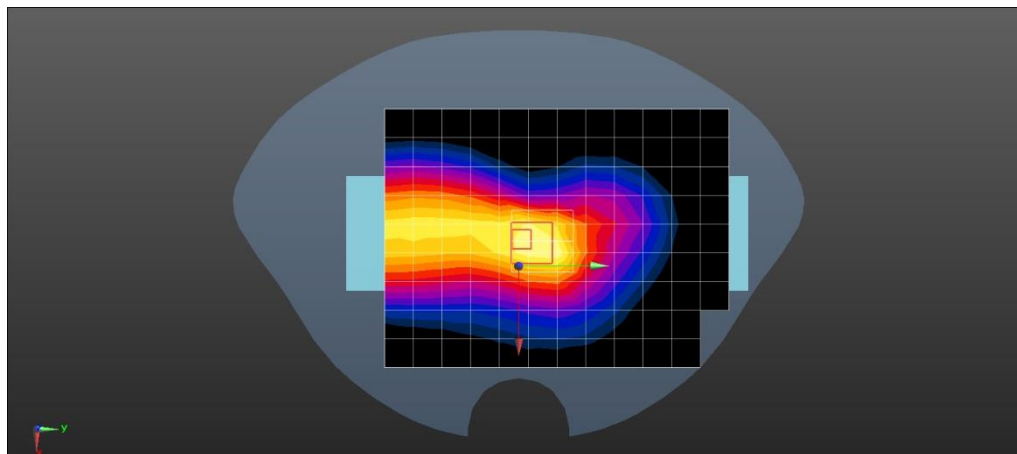
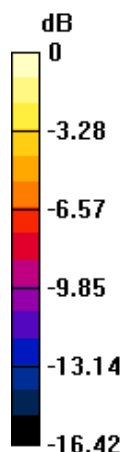
Communication System: UID 0, FDD_LTE (0); Frequency: 836.5 MHz; Duty Cycle: 1:1
 Medium parameters used (interpolated): $f = 836.5$ MHz; $\sigma = 0.891$ S/m; $\epsilon_r = 40.962$; $\rho = 1000$ kg/m³
 Phantom section: Flat Section
 Measurement Standard: DASYS (IEEE/IEC/ANSI C63.19-2007)

DASY5 Configuration:

- Probe: EX3DV4 - SN7515; ConvF(9.65, 9.65, 9.65); Calibrated: 2021/12/28;
- Sensor-Surface: 1.4mm (Mechanical Surface Detection)
- Electronics: DAE4 Sn1305; Calibrated: 2022/04/27
- Phantom: Twin SAM Phantom; Type: QD 000 P40 CD; Serial: 1609
- Measurement SW: DASYS2, Version 52.8 (8); SEMCAD X Version 14.6.10 (7331)

Configuration/Head/Area Scan (10x13x1): Measurement grid: dx=15mm, dy=15mm
 Maximum value of SAR (measured) = 1.05 W/kg

Configuration/Head/Zoom Scan (5x5x7)/Cube 0: Measurement grid: dx=8mm, dy=8mm, dz=5mm
 Reference Value = 45.04 V/m; Power Drift = -0.18 dB
 Peak SAR (extrapolated) = 1.82 W/kg
SAR(1 g) = 0.865 W/kg; SAR(10 g) = 0.451 W/kg
 Maximum value of SAR (measured) = 1.37 W/kg



0 dB = 1.37 W/kg = 1.37 dBW/kg



Unless otherwise agreed in writing, this document is issued by the Company subject to its General Conditions of Service printed overleaf, available on request or accessible at <http://www.sgs.com/en/Terms-and-Conditions.aspx> and, for electronic format documents, subject to Terms and Conditions for Electronic Documents at <http://www.sgs.com/en/Terms-and-Conditions/Terms-e-Documents.aspx>. Attention is drawn to the limitation of liability, indemnification and jurisdiction issues defined therein. Any holder of this document is advised that information contained hereon reflects the Company's findings at the time of its intervention only and within the limits of Client's instructions, if any. The Company's sole responsibility is to its Client and this document does not exonerate parties to a transaction from exercising all their rights and obligations under the transaction documents. This document cannot be reproduced except in full, without prior written approval of the Company. Any unauthorized alteration, forgery or falsification of the content or appearance of this document is unlawful and offenders may be prosecuted to the fullest extent of the law. Unless otherwise stated the results shown in this test report refer only to the sample(s) tested and such sample(s) are retained for 30 days only.
Attention: To check the authenticity of testing /inspection report & certificate, please contact us at telephone: (86-755) 8307 1443, or email: CN.Doccheck@sgs.com

No.10, Weiye Road, Innovation Park, Kunshan, Jiangsu, China 215300
 中国·江苏·昆山市留学院创业园伟业路10号 邮编 215300

t(86-512)57355888 f(86-512)57370818 www.sgsgroup.com.cn
 t(86-512)57355888 f(86-512)57370818 sgs.china@sgs.com

Test Laboratory: Compliance Certification Services (Kunshan) Inc.

LTE Band 7 20M QPSK 1RB50 Right side Ch21100 0mm

DUT: Smart POS system; Type: T6820

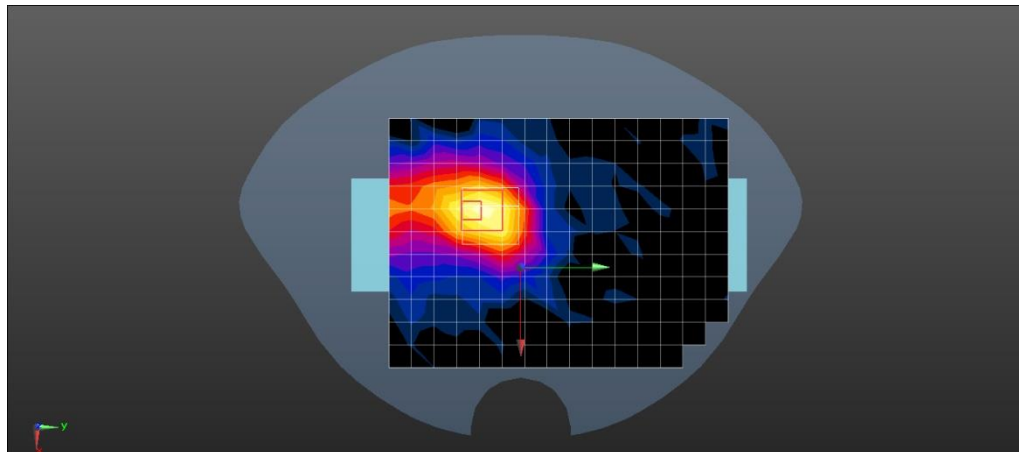
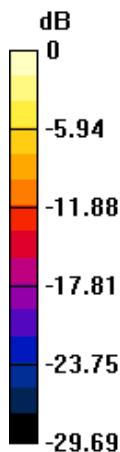
Communication System: UID 0, FDD_LTE (0); Frequency: 2535.5 MHz; Duty Cycle: 1:1
 Medium parameters used (interpolated): $f = 2535.5 \text{ MHz}$; $\sigma = 1.915 \text{ S/m}$; $\epsilon_r = 39.635$; $\rho = 1000 \text{ kg/m}^3$
 Phantom section: Flat Section
 Measurement Standard: DASYS (IEEE/IEC/ANSI C63.19-2007)

DASY5 Configuration:

- Probe: EX3DV4 - SN7515; ConvF(7.44, 7.44, 7.44); Calibrated: 2021/12/28;
- Sensor-Surface: 1.4mm (Mechanical Surface Detection)
- Electronics: DAE4 Sn1305; Calibrated: 2022/04/27
- Phantom: Twin SAM Phantom; Type: QD 000 P40 CD; Serial: 1609
- Measurement SW: DASYS2, Version 52.8 (8); SEMCAD X Version 14.6.10 (7331)

Configuration/Head/Area Scan (12x16x1): Measurement grid: dx=12mm, dy=12mm
 Maximum value of SAR (measured) = 1.32 W/kg

Configuration/Head/Zoom Scan (7x7x7)/Cube 0: Measurement grid: dx=5mm, dy=5mm, dz=5mm
 Reference Value = 8.251 V/m; Power Drift = 0.16 dB
 Peak SAR (extrapolated) = 2.12 W/kg
SAR(1 g) = 0.819 W/kg; SAR(10 g) = 0.304 W/kg
 Maximum value of SAR (measured) = 1.57 W/kg



0 dB = 1.57 W/kg = 1.96 dBW/kg



Unless otherwise agreed in writing, this document is issued by the Company subject to its General Conditions of Service printed overleaf, available on request or accessible at <http://www.sgs.com/en/Terms-and-Conditions.aspx> and, for electronic format documents, subject to Terms and Conditions for Electronic Documents at <http://www.sgs.com/en/Terms-and-Conditions/Terms-e-Documents.aspx>. Attention is drawn to the limitation of liability, indemnification and jurisdiction issues defined therein. Any holder of this document is advised that information contained hereon reflects the Company's findings at the time of its intervention only and within the limits of Client's instructions, if any. The Company's sole responsibility is to its Client and this document does not exonerate parties to a transaction from exercising all their rights and obligations under the transaction documents. This document cannot be reproduced except in full, without prior written approval of the Company. Any unauthorized alteration, forgery or falsification of the content or appearance of this document is unlawful and offenders may be prosecuted to the fullest extent of the law. Unless otherwise stated the results shown in this test report refer only to the sample(s) tested and such sample(s) are retained for 30 days only.
Attention: To check the authenticity of testing /inspection report & certificate, please contact us at telephone: (86-755) 8307 1443, or email: CN.Doccheck@sgs.com

No.10, Weiye Road, Innovation Park, Kunshan, Jiangsu, China 215300
 中国·江苏·昆山市留学生创业园伟业路10号 邮编 215300

t(86-512)57355888 f(86-512)57370818 www.sgsgroup.com.cn
 t(86-512)57355888 f(86-512)57370818 sgs.china@sgs.com

Test Laboratory: Compliance Certification Services (Kunshan) Inc.

LTE Band 12 10M QPSK 1RB25 Right side Ch23095 0mm

DUT: Smart POS system; Type: T6820

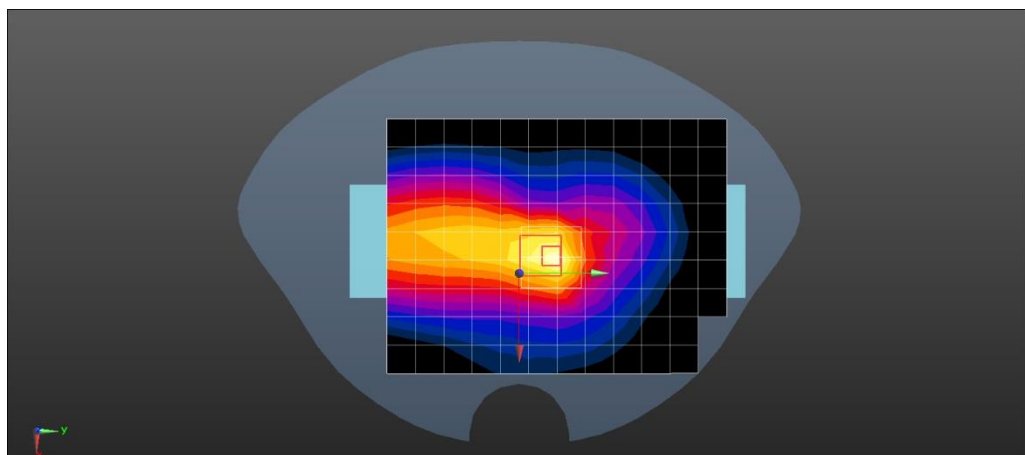
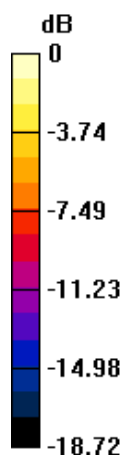
Communication System: UID 0, FDD_LTE (0); Frequency: 707.5 MHz; Duty Cycle: 1:1
 Medium parameters used (interpolated): $f = 707.5 \text{ MHz}$; $\sigma = 0.852 \text{ S/m}$; $\epsilon_r = 43.304$; $\rho = 1000 \text{ kg/m}^3$
 Phantom section: Flat Section
 Measurement Standard: DASYS5 (IEEE/IEC/ANSI C63.19-2007)

DASY5 Configuration:

- Probe: EX3DV4 - SN7515; ConvF(10.02, 10.02, 10.02); Calibrated: 2021/12/28;
- Sensor-Surface: 1.4mm (Mechanical Surface Detection)
- Electronics: DAE4 Sn1305; Calibrated: 2022/04/27
- Phantom: Twin SAM Phantom; Type: QD 000 P40 CD; Serial: 1609
- Measurement SW: DASY52, Version 52.8 (8); SEMCAD X Version 14.6.10 (7331)

Configuration/Head/Area Scan (10x13x1): Measurement grid: dx=15mm, dy=15mm
 Maximum value of SAR (measured) = 1.92 W/kg

Configuration/Head/Zoom Scan (5x5x7)/Cube 0: Measurement grid: dx=8mm, dy=8mm, dz=5mm
 Reference Value = 45.08 V/m; Power Drift = 0.03 dB
 Peak SAR (extrapolated) = 2.83 W/kg
SAR(1 g) = 1.04 W/kg; SAR(10 g) = 0.521 W/kg
 Maximum value of SAR (measured) = 1.98 W/kg



0 dB = 1.98 W/kg = 2.97 dBW/kg



Unless otherwise agreed in writing, this document is issued by the Company subject to its General Conditions of Service printed overleaf, available on request or accessible at <http://www.sgs.com/en/Terms-and-Conditions.aspx> and, for electronic format documents, subject to Terms and Conditions for Electronic Documents at <http://www.sgs.com/en/Terms-and-Conditions/Terms-e-Documents.aspx>. Attention is drawn to the limitation of liability, indemnification and jurisdiction issues defined therein. Any holder of this document is advised that information contained hereon reflects the Company's findings at the time of its intervention only and within the limits of Client's instructions, if any. The Company's sole responsibility is to its Client and this document does not exonerate parties to a transaction from exercising all their rights and obligations under the transaction documents. This document cannot be reproduced except in full, without prior written approval of the Company. Any unauthorized alteration, forgery or falsification of the content or appearance of this document is unlawful and offenders may be prosecuted to the fullest extent of the law. Unless otherwise stated the results shown in this test report refer only to the sample(s) tested and such sample(s) are retained for 30 days only.
Attention: To check the authenticity of testing /inspection report & certificate, please contact us at telephone: (86-755) 8307 1443, or email: CN.Doccheck@sgs.com

No.10, Weiye Road, Innovation Park, Kunshan, Jiangsu, China 215300
 中国·江苏·昆山市留学生创业园伟业路10号 邮编 215300

t(86-512)57355888 f(86-512)57370818 www.sgsgroup.com.cn
 t(86-512)57355888 f(86-512)57370818 sgs.china@sgs.com

Test Laboratory: Compliance Certification Services (Kunshan) Inc.

LTE Band 17 10M QPSK 1RB25 Right side Ch23790 0mm

DUT: Smart POS system; Type: T6820

Communication System: UID 0, FDD_LTE (0); Frequency: 710 MHz; Duty Cycle: 1:1

Medium parameters used: $f = 710 \text{ MHz}$; $\sigma = 0.854 \text{ S/m}$; $\epsilon_r = 43.286$; $\rho = 1000 \text{ kg/m}^3$

Phantom section: Flat Section

Measurement Standard: DASYS5 (IEEE/IEC/ANSI C63.19-2007)

DASY5 Configuration:

- Probe: EX3DV4 - SN7515; ConvF(10.02, 10.02, 10.02); Calibrated: 2021/12/28;
- Sensor-Surface: 1.4mm (Mechanical Surface Detection)
- Electronics: DAE4 Sn1305; Calibrated: 2022/04/27
- Phantom: Twin SAM Phantom; Type: QD 000 P40 CD; Serial: 1609
- Measurement SW: DASYS52, Version 52.8 (8); SEMCAD X Version 14.6.10 (7331)

Configuration/Head/Area Scan (10x13x1): Measurement grid: dx=15mm, dy=15mm

Maximum value of SAR (measured) = 2.05 W/kg

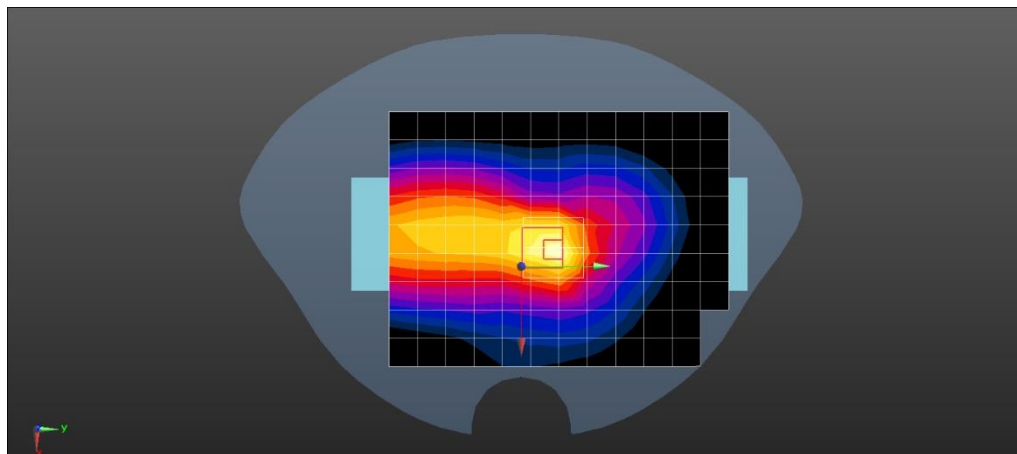
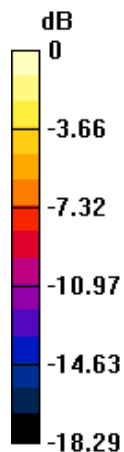
Configuration/Head/Zoom Scan (5x5x7)/Cube 0: Measurement grid: dx=8mm, dy=8mm, dz=5mm

Reference Value = 49.17 V/m; Power Drift = -0.02 dB

Peak SAR (extrapolated) = 3.00 W/kg

SAR(1 g) = 1.13 W/kg; SAR(10 g) = 0.572 W/kg

Maximum value of SAR (measured) = 2.10 W/kg



0 dB = 2.10 W/kg = 3.22 dBW/kg



Unless otherwise agreed in writing, this document is issued by the Company subject to its General Conditions of Service printed overleaf, available on request or accessible at <http://www.sgs.com/en/Terms-and-Conditions.aspx> and, for electronic format documents, subject to Terms and Conditions for Electronic Documents at <http://www.sgs.com/en/Terms-and-Conditions/Terms-e-Documents.aspx>. Attention is drawn to the limitation of liability, indemnification and jurisdiction issues defined therein. Any holder of this document is advised that information contained hereon reflects the Company's findings at the time of its intervention only and within the limits of Client's instructions, if any. The Company's sole responsibility is to its Client and this document does not exonerate parties to a transaction from exercising all their rights and obligations under the transaction documents. This document cannot be reproduced except in full, without prior written approval of the Company. Any unauthorized alteration, forgery or falsification of the content or appearance of this document is unlawful and offenders may be prosecuted to the fullest extent of the law. Unless otherwise stated the results shown in this test report refer only to the sample(s) tested and such sample(s) are retained for 30 days only.

Attention: To check the authenticity of testing /inspection report & certificate, please contact us at telephone: (86-755) 8307 1443, or email: CN.Doccheck@sgs.com

No.10, Weiye Road, Innovation Park, Kunshan, Jiangsu, China 215300

中国·江苏·昆山市留学生创业园伟业路10号 邮编 215300

t(86-512)57355888 f(86-512)57370818 www.sgsgroup.com.cn

t(86-512)57355888 f(86-512)57370818 sgs.china@sgs.com

Test Laboratory: Compliance Certification Services (Kunshan) Inc.

LTE Band 25 20M QPSK 1RB50 Right side Ch26365 0mm

DUT: Smart POS system; Type: T6820

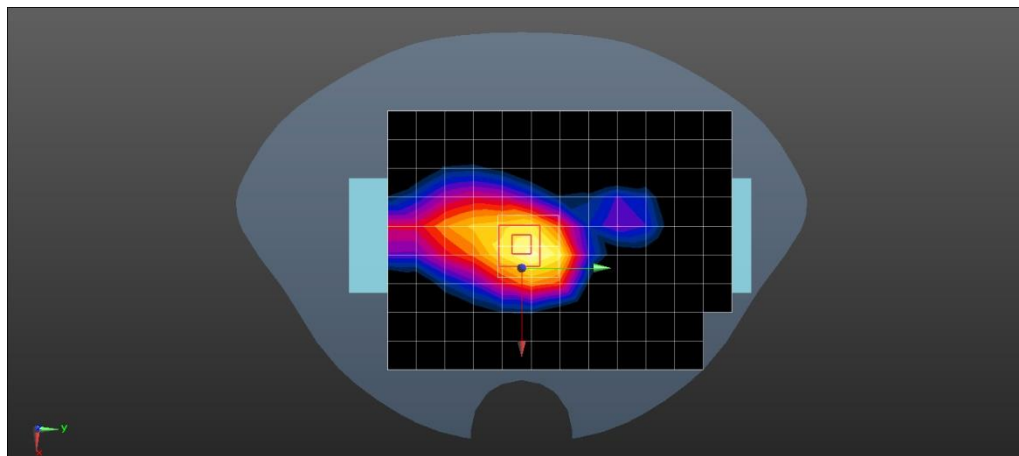
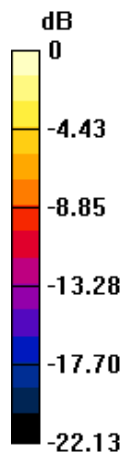
Communication System: UID 0, FDD_LTE (0); Frequency: 1882.5 MHz; Duty Cycle: 1:1
 Medium parameters used (interpolated): $f = 1882.5 \text{ MHz}$; $\sigma = 1.34 \text{ S/m}$; $\epsilon_r = 39.974$; $\rho = 1000 \text{ kg/m}^3$
 Phantom section: Flat Section
 Measurement Standard: DASYS (IEEE/IEC/ANSI C63.19-2007)

DASY5 Configuration:

- Probe: EX3DV4 - SN7515; ConvF(8.16, 8.16, 8.16); Calibrated: 2021/12/28;
- Sensor-Surface: 1.4mm (Mechanical Surface Detection)
- Electronics: DAE4 Sn1305; Calibrated: 2022/04/27
- Phantom: Twin SAM Phantom; Type: QD 000 P40 CD; Serial: 1609
- Measurement SW: DASYS2, Version 52.8 (8); SEMCAD X Version 14.6.10 (7331)

Configuration/Head/Area Scan (10x13x1): Measurement grid: dx=15mm, dy=15mm
 Maximum value of SAR (measured) = 1.19 W/kg

Configuration/Head/Zoom Scan (5x5x7)/Cube 0: Measurement grid: dx=8mm, dy=8mm, dz=5mm
 Reference Value = 34.40 V/m; Power Drift = 0.14 dB
 Peak SAR (extrapolated) = 1.88 W/kg
SAR(1 g) = 0.911 W/kg; SAR(10 g) = 0.407 W/kg
 Maximum value of SAR (measured) = 1.42 W/kg



0 dB = 1.42 W/kg = 1.52 dBW/kg



Unless otherwise agreed in writing, this document is issued by the Company subject to its General Conditions of Service printed overleaf, available on request or accessible at <http://www.sgs.com/en/Terms-and-Conditions.aspx> and, for electronic format documents, subject to Terms and Conditions for Electronic Documents at <http://www.sgs.com/en/Terms-and-Conditions/Terms-e-Document.aspx>. Attention is drawn to the limitation of liability, indemnification and jurisdiction issues defined therein. Any holder of this document is advised that information contained hereon reflects the Company's findings at the time of its intervention only and within the limits of Client's instructions, if any. The Company's sole responsibility is to its Client and this document does not exonerate parties to a transaction from exercising all their rights and obligations under the transaction documents. This document cannot be reproduced except in full, without prior written approval of the Company. Any unauthorized alteration, forgery or falsification of the content or appearance of this document is unlawful and offenders may be prosecuted to the fullest extent of the law. Unless otherwise stated the results shown in this test report refer only to the sample(s) tested and such sample(s) are retained for 30 days only.
Attention: To check the authenticity of testing /inspection report & certificate, please contact us at telephone: (86-755) 8307 1443, or email: CN.Doccheck@sgs.com

No.10, Weiye Road, Innovation Park, Kunshan, Jiangsu, China 215300
 中国·江苏·昆山市留学生创业园伟业路10号 邮编 215300

t(86-512)57355888 f(86-512)57370818 www.sgsgroup.com.cn
 t(86-512)57355888 f(86-512)57370818 sgs.china@sgs.com

Test Laboratory: Compliance Certification Services (Kunshan) Inc.

LTE Band 26 10M QPSK 1RB25 Right side Ch26865 0mm

DUT: Smart POS system; Type: T6820

Communication System: UID 0, FDD_LTE (0); Frequency: 831.5 MHz; Duty Cycle: 1:1
Medium parameters used: $f = 831.5 \text{ MHz}$; $\sigma = 0.887 \text{ S/m}$; $\epsilon_r = 40.999 = 1000 \text{ kg/m}^3$
Phantom section: Flat Section
Measurement Standard: DASY5 (IEEE/IEC/ANSI C63.19-2007)

DASY5 Configuration:

- Probe: EX3DV4 - SN7515; ConvF(9.65, 9.65, 9.65); Calibrated: 2021/12/28;
- Sensor-Surface: 1.4mm (Mechanical Surface Detection)
- Electronics: DAE4 Sn1305; Calibrated: 2022/04/27
- Phantom: Twin SAM Phantom; Type: QD 000 P40 CD; Serial: 1609
- Measurement SW: DASY52, Version 52.8 (8); SEMCAD X Version 14.6.10 (7331)

Configuration/Head/Area Scan (10x13x1): Measurement grid: dx=15mm, dy=15mm

Maximum value of SAR (measured) = 1.07 W/kg

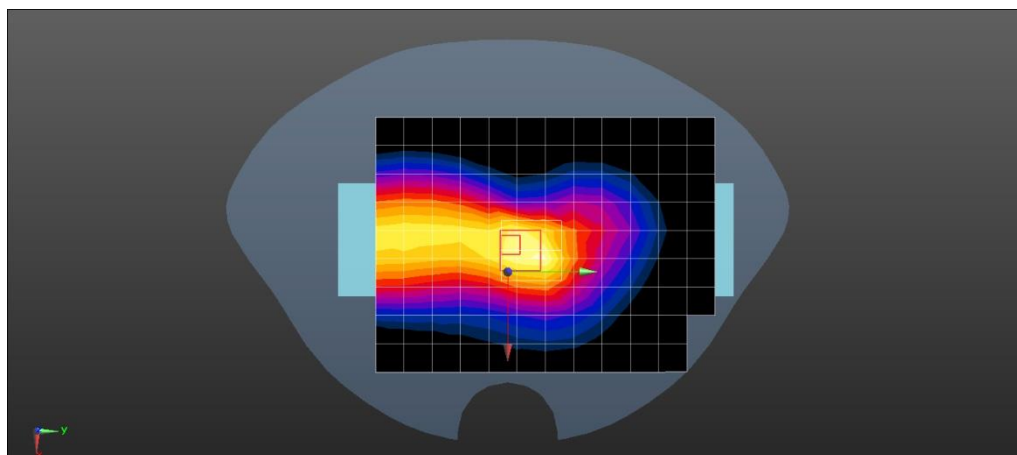
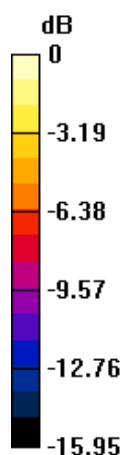
Configuration/Head/Zoom Scan (5x5x7)/Cube 0: Measurement grid: dx=8mm, dy=8mm, dz=5mm

Reference Value = 43.53 V/m; Power Drift = 0.13 dB

Peak SAR (extrapolated) = 1.87 W/kg

SAR(1 g) = 0.876 W/kg; SAR(10 g) = 0.454 W/kg

Maximum value of SAR (measured) = 1.31 W/kg



0 dB = 1.31 W/kg = 1.17 dBW/kg



Unless otherwise agreed in writing, this document is issued by the Company subject to its General Conditions of Service printed overleaf, available on request or accessible at <http://www.sgs.com/en/Terms-and-Conditions.aspx> and, for electronic format documents, subject to Terms and Conditions for Electronic Documents at <http://www.sgs.com/en/Terms-and-Conditions/Terms-e-Documents.aspx>. Attention is drawn to the limitation of liability, indemnification and jurisdiction issues defined therein. Any holder of this document is advised that information contained hereon reflects the Company's findings at the time of its intervention only and within the limits of Client's instructions, if any. The Company's sole responsibility is to its Client and this document does not exonerate parties to a transaction from exercising all their rights and obligations under the transaction documents. This document cannot be reproduced except in full, without prior written approval of the Company. Any unauthorized alteration, forgery or falsification of the content or appearance of this document is unlawful and offenders may be prosecuted to the fullest extent of the law. Unless otherwise stated the results shown in this test report refer only to the sample(s) tested and such sample(s) are retained for 30 days only.
Attention: To check the authenticity of testing /inspection report & certificate, please contact us at telephone: (86-755) 8307 1443, or email: CN.Doccheck@sgs.com

No.10, Weiye Road, Innovation Park, Kunshan, Jiangsu, China 215300
中国·江苏·昆山市留学院创业园伟业路10号 邮编 215300

t(86-512)57355888 f(86-512)57370818 www.sgsgroup.com.cn
t(86-512)57355888 f(86-512)57370818 sgs.china@sgs.com

Test Laboratory: Compliance Certification Services (Kunshan) Inc.

LTE Band 38 20M QPSK 1RB50 Right side Ch38150 0mm

DUT: Smart POS system; Type: T6820

Communication System: UID 0, TDD_LTE (0); Frequency: 2610 MHz; Duty Cycle: 1:1.57943

Medium parameters used: $f = 2610$ MHz; $\sigma = 2.004$ S/m; $\epsilon_r = 39.386$; $\rho = 1000$ kg/m³

Phantom section: Flat Section

Measurement Standard: DASYS5 (IEEE/IEC/ANSI C63.19-2007)

DASY5 Configuration:

- Probe: EX3DV4 - SN7515; ConvF(7.31, 7.31, 7.31); Calibrated: 2021/12/28;
- Sensor-Surface: 1.4mm (Mechanical Surface Detection)
- Electronics: DAE4 Sn1305; Calibrated: 2022/04/27
- Phantom: Twin SAM Phantom; Type: QD 000 P40 CD; Serial: 1609
- Measurement SW: DASYS52, Version 52.8 (8); SEMCAD X Version 14.6.10 (7331)

Configuration/Head/Area Scan (9x13x1): Measurement grid: dx=12mm, dy=12mm

Maximum value of SAR (measured) = 1.79 W/kg

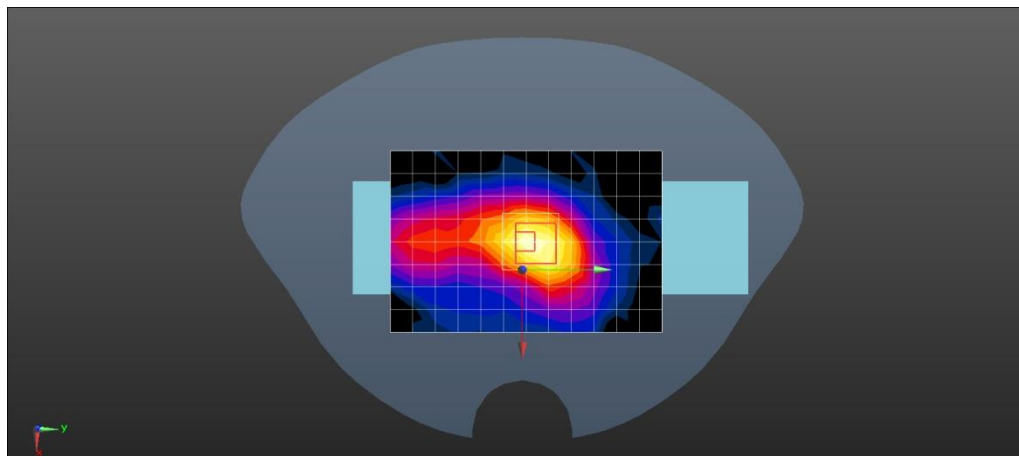
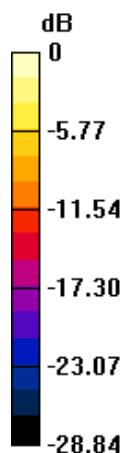
Configuration/Head/Zoom Scan (7x7x7)/Cube 0: Measurement grid: dx=5mm, dy=5mm, dz=5mm

Reference Value = 32.95 V/m; Power Drift = -0.08 dB

Peak SAR (extrapolated) = 2.42 W/kg

SAR(1 g) = 0.911 W/kg; SAR(10 g) = 0.352 W/kg

Maximum value of SAR (measured) = 1.71 W/kg



0 dB = 1.71 W/kg = 2.33 dBW/kg



Unless otherwise agreed in writing, this document is issued by the Company subject to its General Conditions of Service printed overleaf, available on request or accessible at <http://www.sgs.com/en/Terms-and-Conditions.aspx> and, for electronic format documents, subject to Terms and Conditions for Electronic Documents at <http://www.sgs.com/en/Terms-and-Conditions/Terms-e-Documents.aspx>. Attention is drawn to the limitation of liability, indemnification and jurisdiction issues defined therein. Any holder of this document is advised that information contained hereon reflects the Company's findings at the time of its intervention only and within the limits of Client's instructions, if any. The Company's sole responsibility is to its Client and this document does not exonerate parties to a transaction from exercising all their rights and obligations under the transaction documents. This document cannot be reproduced except in full, without prior written approval of the Company. Any unauthorized alteration, forgery or falsification of the content or appearance of this document is unlawful and offenders may be prosecuted to the fullest extent of the law. Unless otherwise stated the results shown in this test report refer only to the sample(s) tested and such sample(s) are retained for 30 days only.

Attention: To check the authenticity of testing /inspection report & certificate, please contact us at telephone: (86-755) 8307 1443, or email: CN.Doccheck@sgs.com

No.10, Weiye Road, Innovation Park, Kunshan, Jiangsu, China 215300

中国·江苏·昆山市留学生创业园伟业路10号 邮编 215300

t(86-512)57355888 f(86-512)57370818 www.sgsgroup.com.cn

t(86-512)57355888 f(86-512)57370818 sgs.china@sgs.com

Test Laboratory: Compliance Certification Services (Kunshan) Inc.

LTE Band 41 20M QPSK 1RB50 Right side Ch40620 0mm

DUT: Smart POS system; Type: T6820

Communication System: UID 0, TDD_LTE (0); Frequency: 2593 MHz; Duty Cycle: 1:1.57943

Medium parameters used: $f = 2593$ MHz; $\sigma = 1.987$ S/m; $\epsilon_r = 39.452$; $\rho = 1000$ kg/m³

Phantom section: Flat Section

Measurement Standard: DASYS5 (IEEE/IEC/ANSI C63.19-2007)

DASY5 Configuration:

- Probe: EX3DV4 - SN7515; ConvF(7.31, 7.31, 7.31); Calibrated: 2021/12/28;
- Sensor-Surface: 1.4mm (Mechanical Surface Detection)
- Electronics: DAE4 Sn1305; Calibrated: 2022/04/27
- Phantom: Twin SAM Phantom; Type: QD 000 P40 CD; Serial: 1609
- Measurement SW: DASYS52, Version 52.8 (8); SEMCAD X Version 14.6.10 (7331)

Configuration/Head/Area Scan (12x16x1): Measurement grid: dx=12mm, dy=12mm

Maximum value of SAR (measured) = 1.61 W/kg

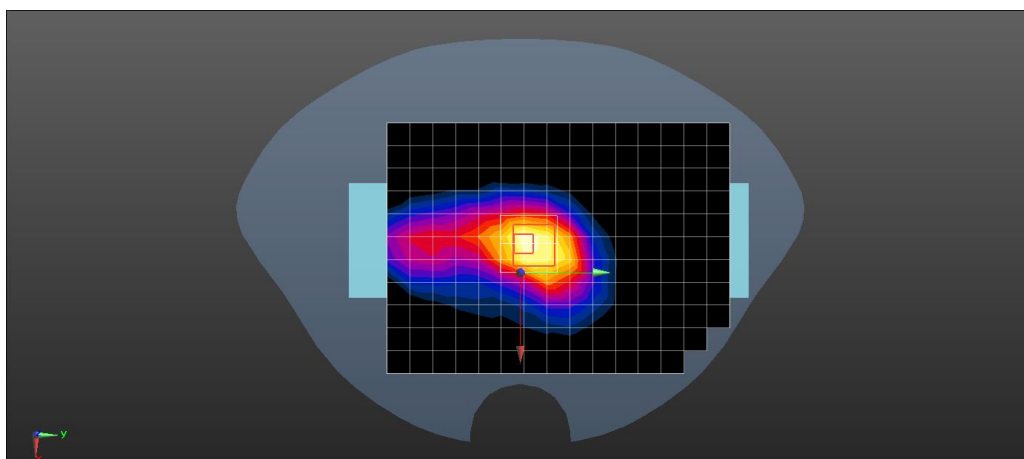
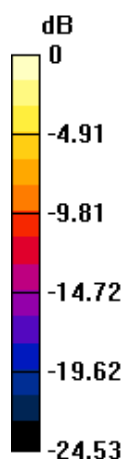
Configuration/Head/Zoom Scan (7x7x7)/Cube 0: Measurement grid: dx=5mm, dy=5mm, dz=5mm

Reference Value = 30.55 V/m; Power Drift = -0.18 dB

Peak SAR (extrapolated) = 2.27 W/kg

SAR(1 g) = 0.871 W/kg; SAR(10 g) = 0.335 W/kg

Maximum value of SAR (measured) = 1.59 W/kg



0 dB = 1.59 W/kg = 2.01 dBW/kg



Unless otherwise agreed in writing, this document is issued by the Company subject to its General Conditions of Service printed overleaf, available on request or accessible at <http://www.sgs.com/en/Terms-and-Conditions.aspx> and, for electronic format documents, subject to Terms and Conditions for Electronic Documents at <http://www.sgs.com/en/Terms-and-Conditions/Terms-e-Document.aspx>. Attention is drawn to the limitation of liability, indemnification and jurisdiction issues defined therein. Any holder of this document is advised that information contained hereon reflects the Company's findings at the time of its intervention only and within the limits of Client's instructions, if any. The Company's sole responsibility is to its Client and this document does not exonerate parties to a transaction from exercising all their rights and obligations under the transaction documents. This document cannot be reproduced except in full, without prior written approval of the Company. Any unauthorized alteration, forgery or falsification of the content or appearance of this document is unlawful and offenders may be prosecuted to the fullest extent of the law. Unless otherwise stated the results shown in this test report refer only to the sample(s) tested and such sample(s) are retained for 30 days only.

Attention: To check the authenticity of testing /inspection report & certificate, please contact us at telephone: (86-755) 8307 1443, or email: CN.Doccheck@sgs.com

No.10, Weiye Road, Innovation Park, Kunshan, Jiangsu, China 215300
中国·江苏·昆山市留学生创业园伟业路10号 邮编 215300

t(86-512)57355888 f(86-512)57370818 www.sgsgroup.com.cn
t(86-512)57355888 f(86-512)57370818 sgs.china@sgs.com

Test Laboratory: Compliance Certification Services (Kunshan) Inc.

LTE Band 66 20M QPSK 1RB0 Right side Ch132322 0mm

DUT: Smart POS system; Type: T6820

Communication System: UID 0, FDD_LTE (0); Frequency: 1745 MHz; Duty Cycle: 1:1
 Medium parameters used: $f = 1745 \text{ MHz}$; $\sigma = 1.312 \text{ S/m}$; $\epsilon_r = 40.458$; $\rho = 1000 \text{ kg/m}^3$
 Phantom section: Flat Section
 Measurement Standard: DASYS5 (IEEE/IEC/ANSI C63.19-2007)

DASY5 Configuration:

- Probe: EX3DV4 - SN7515; ConvF(8.4, 8.4, 8.4); Calibrated: 2021/12/28;
- Sensor-Surface: 1.4mm (Mechanical Surface Detection)
- Electronics: DAE4 Sn1305; Calibrated: 2022/04/27
- Phantom: Twin SAM Phantom; Type: QD 000 P40 CD; Serial: 1609
- Measurement SW: DASY52, Version 52.8 (8); SEMCAD X Version 14.6.10 (7331)

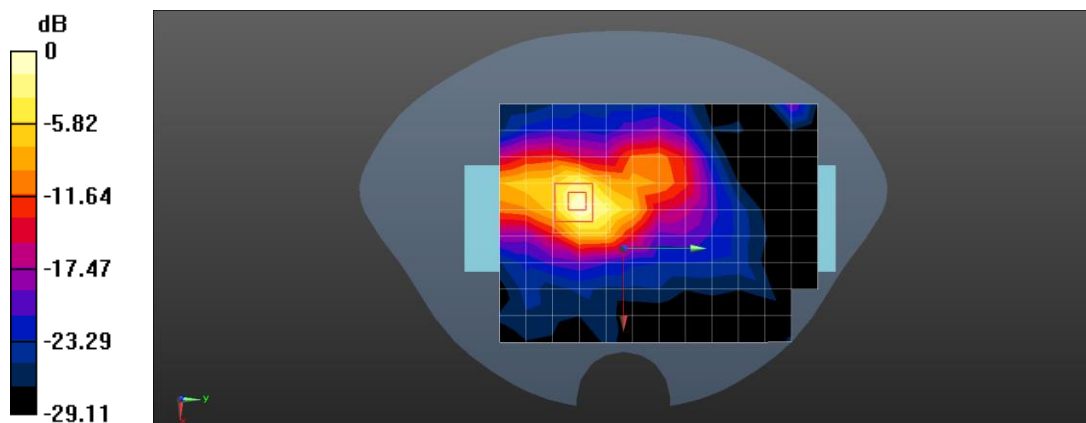
Configuration/Head/Area Scan (10x13x1): Measurement grid: dx=15mm, dy=15mm
 Maximum value of SAR (measured) = 1.27 W/kg

Configuration/Head/Zoom Scan (5x5x7)/Cube 0: Measurement grid: dx=8mm, dy=8mm, dz=5mm
 Reference Value = 17.93 V/m; Power Drift = 0.03 dB

Peak SAR (extrapolated) = 1.62 W/kg

SAR(1 g) = 0.805 W/kg; SAR(10 g) = 0.345 W/kg

Maximum value of SAR (measured) = 1.30 W/kg



0 dB = 1.30 W/kg = 1.14 dBW/kg

Unless otherwise agreed in writing, this document is issued by the Company subject to its General Conditions of Service printed overleaf, available on request or accessible at <http://www.sgs.com/en/Terms-and-Conditions.aspx> and, for electronic format documents, subject to Terms and Conditions for Electronic Documents at <http://www.sgs.com/en/Terms-and-Conditions/Terms-e-Documents.aspx>. Attention is drawn to the limitation of liability, indemnification and jurisdiction issues defined therein. Any holder of this document is advised that information contained hereon reflects the Company's findings at the time of its intervention only and within the limits of Client's instructions, if any. The Company's sole responsibility is to its Client and this document does not exonerate parties to a transaction from exercising all their rights and obligations under the transaction documents. This document cannot be reproduced except in full, without prior written approval of the Company. Any unauthorized alteration, forgery or falsification of the content or appearance of this document is unlawful and offenders may be prosecuted to the fullest extent of the law. Unless otherwise stated the results shown in this test report refer only to the sample(s) tested and such sample(s) are retained for 30 days only.

Attention: To check the authenticity of testing /inspection report & certificate, please contact us at telephone: (86-755) 8307 1443, or email: CN.Doccheck@sgs.com

No.10, Weiye Road, Innovation Park, Kunshan, Jiangsu, China 215300

中国·江苏·昆山市留学生创业园伟业路10号 邮编 215300

t(86-512)57355888 f(86-512)57370818 www.sgsgroup.com.cn

t(86-512)57355888 f(86-512)57370818 sgs.china@sgs.com



Test Laboratory: Compliance Certification Services (Kunshan) Inc.

WLAN2.4GHz 802.11b 1Mbps Left side Ch1 0mm

DUT: Smart POS system; Type: T6820

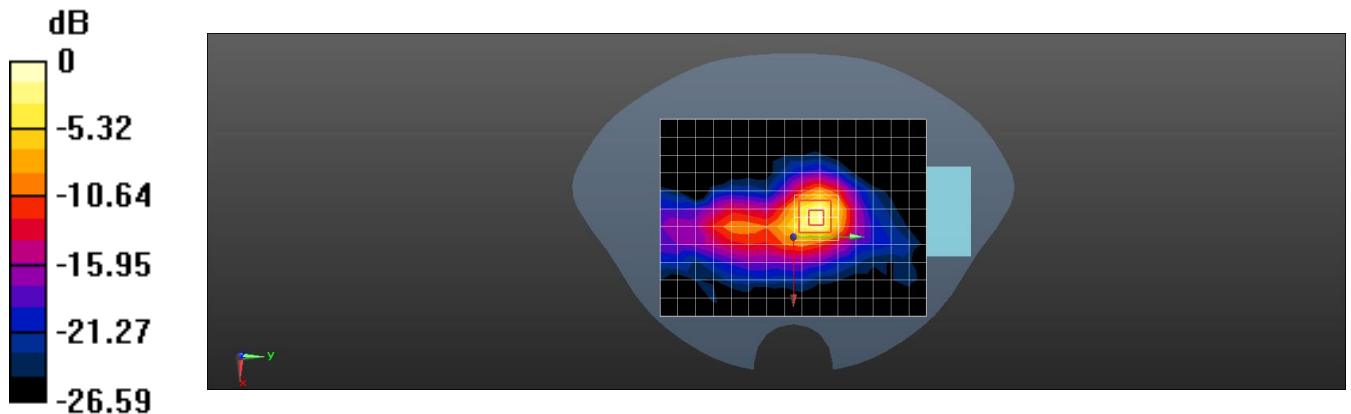
Communication System: UID 0, WiFi (0); Frequency: 2412 MHz; Duty Cycle: 1:1
 Medium parameters used: $f = 2412 \text{ MHz}$; $\sigma = 1.774 \text{ S/m}$; $\epsilon_r = 40.132$; $\rho = 1000 \text{ kg/m}^3$
 Phantom section: Flat Section
 Measurement Standard: DASYS5 (IEEE/IEC/ANSI C63.19-2007)

DASY5 Configuration:

- Probe: EX3DV4 - SN7515; ConvF(7.44, 7.44, 7.44); Calibrated: 2021/12/28;
- Sensor-Surface: 1.4mm (Mechanical Surface Detection)
- Electronics: DAE4 Sn1305; Calibrated: 2022/04/27
- Phantom: Twin SAM Phantom; Type: QD 000 P40 CD; Serial: 1609
- Measurement SW: DASY52, Version 52.8 (8); SEMCAD X Version 14.6.10 (7331)

Configuration/Head/Area Scan (12x16x1): Measurement grid: $dx=12\text{mm}$, $dy=12\text{mm}$
 Maximum value of SAR (measured) = 0.895 W/kg

Configuration/Head/Zoom Scan (7x7x7)/Cube 0: Measurement grid: $dx=5\text{mm}$, $dy=5\text{mm}$, $dz=5\text{mm}$
 Reference Value = 14.28 V/m; Power Drift = -0.11 dB
 Peak SAR (extrapolated) = 1.55 W/kg
SAR(1 g) = 0.669 W/kg; SAR(10 g) = 0.276 W/kg
 Maximum value of SAR (measured) = 1.21 W/kg



0 dB = 1.21 W/kg = 0.83 dBW/kg



Unless otherwise agreed in writing, this document is issued by the Company subject to its General Conditions of Service printed overleaf, available on request or accessible at <http://www.sgs.com/en/Terms-and-Conditions.aspx> and, for electronic format documents, subject to Terms and Conditions for Electronic Documents at <http://www.sgs.com/en/Terms-and-Conditions/Terms-e-Documents.aspx>. Attention is drawn to the limitation of liability, indemnification and jurisdiction issues defined therein. Any holder of this document is advised that information contained hereon reflects the Company's findings at the time of its intervention only and within the limits of Client's instructions, if any. The Company's sole responsibility is to its Client and this document does not exonerate parties to a transaction from exercising all their rights and obligations under the transaction documents. This document cannot be reproduced except in full, without prior written approval of the Company. Any unauthorized alteration, forgery or falsification of the content or appearance of this document is unlawful and offenders may be prosecuted to the fullest extent of the law. Unless otherwise stated the results shown in this test report refer only to the sample(s) tested and such sample(s) are retained for 30 days only.
Attention: To check the authenticity of testing /inspection report & certificate, please contact us at telephone: (86-755) 8307 1443, or email: CN.Doccheck@sgs.com

No.10, Weiye Road, Innovation Park, Kunshan, Jiangsu, China 215300
 中国·江苏·昆山市留学生创业园伟业路10号 邮编 215300

t(86-512)57355888 f(86-512)57370818 www.sgsgroup.com.cn
 t(86-512)57355888 f(86-512)57370818 sgs.china@sgs.com

Test Laboratory: Compliance Certification Services (Kunshan) Inc.

Bluetooth DH5 GFSK Left Side Ch78 0mm

DUT: Smart POS system; Type: T6820

Communication System: UID 0, Bluetooth (0); Frequency: 2480 MHz; Duty Cycle: 1:1
 Medium parameters used: $f = 2480 \text{ MHz}$; $\sigma = 1.858 \text{ S/m}$; $\epsilon_r = 39.869$; $\rho = 1000 \text{ kg/m}^3$
 Phantom section: Flat Section
 Measurement Standard: DASYS5 (IEEE/IEC/ANSI C63.19-2007)

DASY5 Configuration:

- Probe: EX3DV4 - SN7515; ConvF(7.44, 7.44, 7.44); Calibrated: 2021/12/28;
- Sensor-Surface: 1.4mm (Mechanical Surface Detection)
- Electronics: DAE4 Sn1305; Calibrated: 2022/04/27
- Phantom: Twin SAM Phantom; Type: QD 000 P40 CD; Serial: 1609
- Measurement SW: DASYS52, Version 52.8 (8); SEMCAD X Version 14.6.10 (7331)

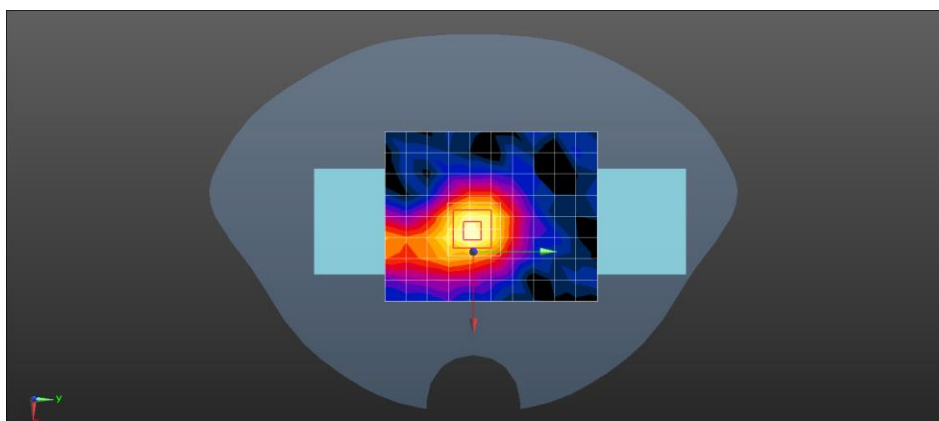
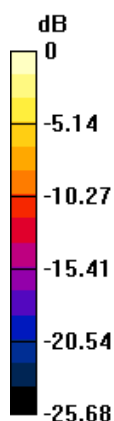
Configuration/Head/Area Scan (9x11x1): Measurement grid: $dx=12\text{mm}$, $dy=12\text{mm}$
 Maximum value of SAR (measured) = 0.390 W/kg

Configuration/Head/Zoom Scan (7x7x7)/Cube 0: Measurement grid: $dx=5\text{mm}$, $dy=5\text{mm}$, $dz=5\text{mm}$
 Reference Value = 15.38 V/m; Power Drift = -0.04 dB

Peak SAR (extrapolated) = 0.472 W/kg

SAR(1 g) = 0.203 W/kg; SAR(10 g) = 0.084 W/kg

Maximum value of SAR (measured) = 0.357 W/kg



0 dB = 0.357 W/kg = -4.47 dBW/kg

Unless otherwise agreed in writing, this document is issued by the Company subject to its General Conditions of Service printed overleaf, available on request or accessible at <http://www.sgs.com/en/Terms-and-Conditions.aspx> and, for electronic format documents, subject to Terms and Conditions for Electronic Documents at <http://www.sgs.com/en/Terms-and-Conditions/Terms-e-Documents.aspx>. Attention is drawn to the limitation of liability, indemnification and jurisdiction issues defined therein. Any holder of this document is advised that information contained hereon reflects the Company's findings at the time of its intervention only and within the limits of Client's instructions, if any. The Company's sole responsibility is to its Client and this document does not exonerate parties to a transaction from exercising all their rights and obligations under the transaction documents. This document cannot be reproduced except in full, without prior written approval of the Company. Any unauthorized alteration, forgery or falsification of the content or appearance of this document is unlawful and offenders may be prosecuted to the fullest extent of the law. Unless otherwise stated the results shown in this test report refer only to the sample(s) tested and such sample(s) are retained for 30 days only.

Attention: To check the authenticity of testing /inspection report & certificate, please contact us at telephone: (86-755) 8307 1443, or email: CN.Doccheck@sgs.com

No.10, Weiye Road, Innovation Park, Kunshan, Jiangsu, China 215300

中国·江苏·昆山市留学生创业园伟业路10号 邮编 215300

t(86-512)57355888 f(86-512)57370818 www.sgsgroup.com.cn

t(86-512)57355888 f(86-512)57370818 sgs.china@sgs.com



Test Laboratory: Compliance Certification Services (Kunshan) Inc.

WLAN5GHz 802.11a Left side 0mm Ch149

DUT: Smart POS system; Type: T6820

Communication System: UID 0, WiFi (0); Frequency: 5745 MHz; Duty Cycle: 1:1

Medium parameters used: $f = 5745 \text{ MHz}$; $\sigma = 5.435 \text{ S/m}$; $\epsilon_r = 35.542$; $\rho = 1000 \text{ kg/m}^3$

Phantom section: Flat Section

Measurement Standard: DASYS5 (IEEE/IEC/ANSI C63.19-2007)

DASY5 Configuration:

- Probe: EX3DV4 - SN7515; ConvF(4.96, 4.96, 4.96); Calibrated: 2021/12/28;
- Sensor-Surface: 1.4mm (Mechanical Surface Detection)
- Electronics: DAE4 Sn1305; Calibrated: 2022/04/27
- Phantom: Twin SAM Phantom; Type: QD 000 P40 CD; Serial: 1609
- Measurement SW: DASYS5, Version 52.8 (8); SEMCAD X Version 14.6.10 (7331)

Configuration/Body/Area Scan (10x16x1): Measurement grid: dx=10mm, dy=10mm

Maximum value of SAR (measured) = 1.31 W/kg

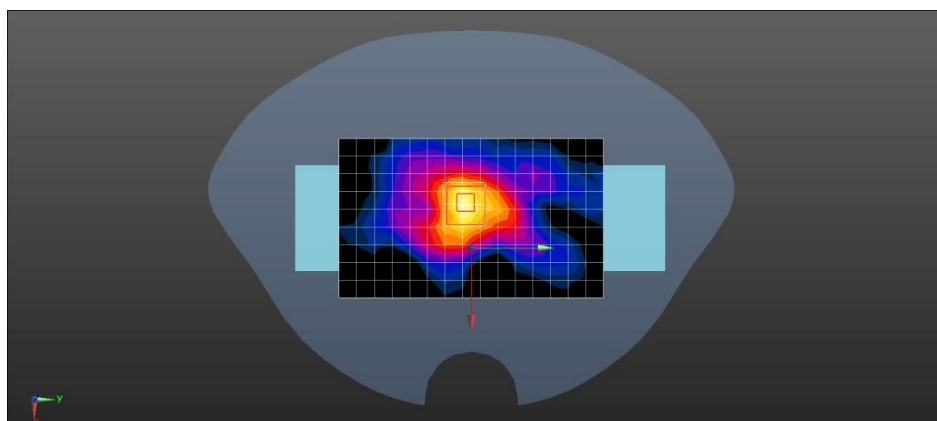
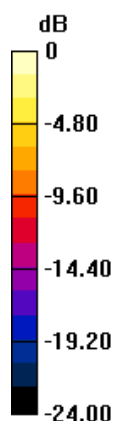
Configuration/Body/Zoom Scan (7x7x7)/Cube 0: Measurement grid: dx=4mm, dy=4mm, dz=1.4mm

Reference Value = 17.97 V/m; Power Drift = -0.11 dB

Peak SAR (extrapolated) = 1.69 W/kg

SAR(1 g) = 0.821 W/kg; SAR(10 g) = 0.293 W/kg

Maximum value of SAR (measured) = 1.54 W/kg



0 dB = 1.54 W/kg = 1.87 dBW/kg

Unless otherwise agreed in writing, this document is issued by the Company subject to its General Conditions of Service printed overleaf, available on request or accessible at <http://www.sgs.com/en/Terms-and-Conditions.aspx> and, for electronic format documents, subject to Terms and Conditions for Electronic Documents at <http://www.sgs.com/en/Terms-and-Conditions/Terms-e-Documents.aspx>. Attention is drawn to the limitation of liability, indemnification and jurisdiction issues defined therein. Any holder of this document is advised that information contained hereon reflects the Company's findings at the time of its intervention only and within the limits of Client's instructions, if any. The Company's sole responsibility is to its Client and this document does not exonerate parties to a transaction from exercising all their rights and obligations under the transaction documents. This document cannot be reproduced except in full, without prior written approval of the Company. Any unauthorized alteration, forgery or falsification of the content or appearance of this document is unlawful and offenders may be prosecuted to the fullest extent of the law. Unless otherwise stated the results shown in this test report refer only to the sample(s) tested and such sample(s) are retained for 30 days only.

Attention: To check the authenticity of testing /inspection report & certificate, please contact us at telephone: (86-755) 8307 1443, or email: CN.Doccheck@sgs.com

No.10, Weiye Road, Innovation Park, Kunshan, Jiangsu, China 215300

中国·江苏·昆山市留学生创业园伟业路10号 邮编 215300

t(86-512)57355888 f(86-512)57370818 www.sgsgroup.com.cn

t(86-512)57355888 f(86-512)57370818 sgs.china@sgs.com



Test Laboratory: Compliance Certification Services (Kunshan) Inc.

WLAN5GHz 802.11ac VHT80 Left side 0mm Ch42

DUT: Smart POS system; Type: T6820

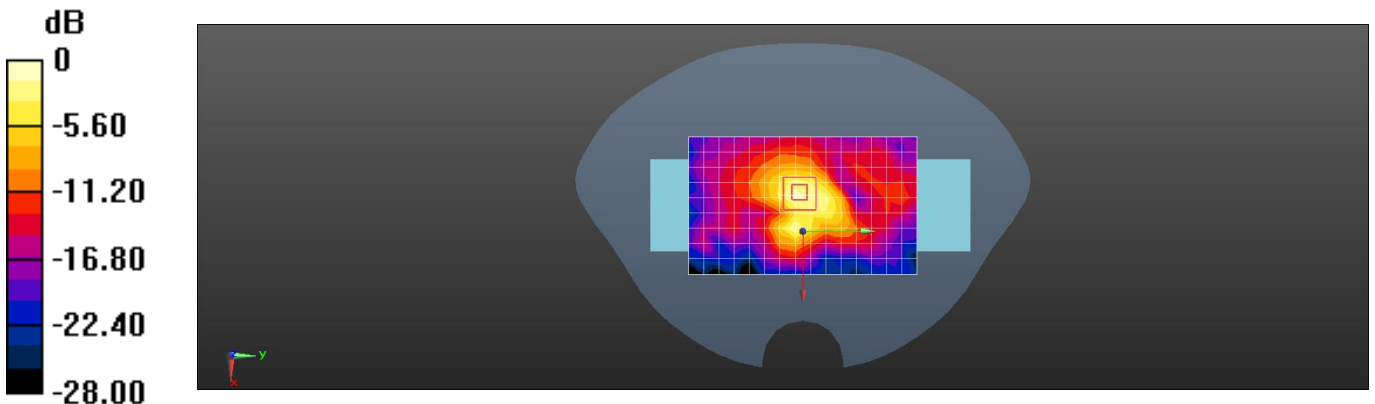
Communication System: UID 0, WiFi (0); Frequency: 5210 MHz; Duty Cycle: 1:1
 Medium parameters used: $f = 5210 \text{ MHz}$; $\sigma = 4.802 \text{ S/m}$; $\epsilon_r = 36.977$; $\rho = 1000 \text{ kg/m}^3$
 Phantom section: Flat Section
 Measurement Standard: DASYS5 (IEEE/IEC/ANSI C63.19-2007)

DASY5 Configuration:

- Probe: EX3DV4 - SN7515; ConvF(5.46, 5.46, 5.46); Calibrated: 2021/12/28;
- Sensor-Surface: 1.4mm (Mechanical Surface Detection)
- Electronics: DAE4 Sn1305; Calibrated: 2022/04/27
- Phantom: Twin SAM Phantom; Type: QD 000 P40 CD; Serial: 1609
- Measurement SW: DASY52, Version 52.8 (8); SEMCAD X Version 14.6.10 (7331)

Configuration/Body/Area Scan (10x16x1): Measurement grid: $dx=10\text{mm}$, $dy=10\text{mm}$
 Maximum value of SAR (measured) = 0.827 W/kg

Configuration/Body/Zoom Scan (7x7x7)/Cube 0: Measurement grid: $dx=4\text{mm}$, $dy=4\text{mm}$, $dz=1.4\text{mm}$
 Reference Value = 12.88 V/m; Power Drift = -3.40 dB
 Peak SAR (extrapolated) = 1.75 W/kg
SAR(1 g) = 0.433 W/kg; SAR(10 g) = 0.130 W/kg
 Maximum value of SAR (measured) = 1.05 W/kg



0 dB = 1.05 W/kg = 0.21 dBW/kg



Unless otherwise agreed in writing, this document is issued by the Company subject to its General Conditions of Service printed overleaf, available on request or accessible at <http://www.sgs.com/en/Terms-and-Conditions.aspx> and, for electronic format documents, subject to Terms and Conditions for Electronic Documents at <http://www.sgs.com/en/Terms-and-Conditions/Terms-e-Documents.aspx>. Attention is drawn to the limitation of liability, indemnification and jurisdiction issues defined therein. Any holder of this document is advised that information contained hereon reflects the Company's findings at the time of its intervention only and within the limits of Client's instructions, if any. The Company's sole responsibility is to its Client and this document does not exonerate parties to a transaction from exercising all their rights and obligations under the transaction documents. This document cannot be reproduced except in full, without prior written approval of the Company. Any unauthorized alteration, forgery or falsification of the content or appearance of this document is unlawful and offenders may be prosecuted to the fullest extent of the law. Unless otherwise stated the results shown in this test report refer only to the sample(s) tested and such sample(s) are retained for 30 days only.
Attention: To check the authenticity of testing /inspection report & certificate, please contact us at telephone: (86-755) 8307 1443, or email: CN.Doccheck@sgs.com

No.10, Weiye Road, Innovation Park, Kunshan, Jiangsu, China 215300
 中国·江苏·昆山市留学生创业园伟业路10号 邮编 215300

t(86-512)57355888 f(86-512)57370818 www.sgsgroup.com.cn
 t(86-512)57355888 f(86-512)57370818 sgs.china@sgs.com



Appendix C: Calibration certificate

Appendix D: Photographs

---END---



Unless otherwise agreed in writing, this document is issued by the Company subject to its General Conditions of Service printed overleaf, available on request or accessible at <http://www.sgs.com/en/Terms-and-Conditions.aspx> and, for electronic format documents, subject to Terms and Conditions for Electronic Documents at <http://www.sgs.com/en/Terms-and-Conditions/Terms-e-Documents.aspx>. Attention is drawn to the limitation of liability, indemnification and jurisdiction issues defined therein. Any holder of this document is advised that information contained hereon reflects the Company's findings at the time of its intervention only and within the limits of Client's instructions, if any. The Company's sole responsibility is to its Client and this document does not exonerate parties to a transaction from exercising all their rights and obligations under the transaction documents. This document cannot be reproduced except in full, without prior written approval of the Company. Any unauthorized alteration, forgery or falsification of the content or appearance of this document is unlawful and offenders may be prosecuted to the fullest extent of the law. Unless otherwise stated the results shown in this test report refer only to the sample(s) tested and such sample(s) are retained for 30 days only.
Attention: To check the authenticity of testing /inspection report & certificate, please contact us at telephone: (86-755) 8307 1443, or email: CN.Doccheck@sgs.com

No.10, Weiye Road, Innovation Park, Kunshan, Jiangsu, China 215300
中国·江苏·昆山市留学生创业园伟业路10号 邮编 215300

t(86-512)57355888 f(86-512)57370818 www.sgsgroup.com.cn
t(86-512)57355888 f(86-512)57370818 sgs.china@sgs.com