

Quick start

1 Indicator Lamp

Used for indicating the steps for swiping card.

2 Power Key

Short press: to activate the screen backlight or lock the screen.
Long press: to power on by long pressing for 2~3s under the power-off status;
to power off or restart/reboot by pressing and holding for 2~3s under the power-on status.
to restart/reboot automatically by long pressing for 11s under the system crash status.

3 Function Key

Set by using software and used as Code Scanning Key, Volume Key or to perform other functions.

4 IC Card Socket

Used for inserting the bank chip card.

5 NFC Card Reader

Used for sensing Quick Pass Card.

6 Camera

Supports photographing and 1D/2D code quick scanning.

7 Magnetic Card Reader

Used for reading the information stored in the magnetic stripe of bank card.

8 1D Code Scanner (optional)

The 1D Code Scanner is used for reading product bar codes and mobile payment code.

9 Removable Card Holder

Pull out the Card Holder to take out the SIM Card.

Table for Names and Content Identification of Toxic and Hazardous Substances in this Product

Part Name	Toxic or Hazardous Substances and Elements									
	Pb	Hg	Cd	Cr(VI)	PBB	PBDE	DEHP	DBP	BBP	DIBP
Circuit Board Component	X	o	o	o	o	o	o	o	o	o
Structural Component	o	o	o	o	o	o	o	o	o	o
Packaging Component	o	o	o	o	o	o	o	o	o	o

o: indicates that the content of the toxic and hazardous substance in all homogeneous materials of the component is below the limit specified in SJ/T 11363-2006.

X: indicates that the content of the toxic and hazardous substance in at least one homogeneous material of the component exceeds the limit stipulated in SJ/T 11363-2006. However, as for the reason, because there is no mature and replaceable technology in the industry at present.

The products that have reached or exceeded environmental protection service life should be recycled and reused according to the Regulations on Control and Management of Electronic Information Products, and should not be discarded randomly.

Notices

Safety Warning

Connect the AC plug to the AC socket corresponding to the marked input of the power adapter;

To avoid injury, unauthorized persons shall not open the power adapter;

This is a Class A product. This product may cause radio interference in living environments.

In that case, the user may be required to take adequate measures against interference.

Battery replacement:

- 1.Exploration danger may arise if replacing with the wrong battery!
- 2.The replaced battery shall be disposed of by maintenance personnel, and please do not throw it into fire!

Significant Safety Instructions

Do not install or use the device during lightning storms to avoid the potential risks of lightning shock;

Please turn off the power immediately if you notice abnormal odor, heat or smoke;

Suggestions

Do not use the terminal near water or moisture to prevent liquid from falling into the terminal;

Do not use the terminal in extremely cold or hot environments, such as near flames or lit cigarettes;

Do not drop, throw or bend the device;

Use the terminal in a clean and dust-free environment if possible to prevent small items from falling into the terminal;

Please do not use the terminal near medical equipment without permission.

Statements

The Company does not assume responsibilities for the following actions:

Damages caused by use and maintenance without complying with the conditions specified in this guide;

The Company will not assume any responsibilities for the damages or problems caused by optional items or consumables (rather than the initial products or approved products of the Company). The customer is not entitled to change or modify the product without our consent. The product's operating system supports official system updates, but if you change the operating system into a third party ROM system or alter the system files by system cracking, it may cause system instability and security risks and threats.

Disclaimer

As a result of product upgrading, some details in this document may not match the product, and the actual product shall govern. The Company reserves the right of interpretation of this document. The Company also reserves the right to alter this specification without prior notice.

CE certification information (SAR)

This device was tested for typical body-worn operations with the back of the handset kept 5mm away. To maintain compliance with RF exposure requirements, use accessories that maintain a 5mm separation distance between the user's body and the back of the handset. The use of belt clips, holsters and similar accessories should not contain metallic components in its assembly. The use of accessories that do not satisfy these requirements may not comply with RF exposure requirements, and should be avoided.
If you are using pacemaker, hearing aid, cochlear implant or other device, please use the phone according to the doctor's advice.

PRODUCT SAFETY WARNINGS

Use responsibly. Read all instructions and safety information before use to avoid injury. The maximum operating ambient temperature of the equipment declared by the manufacturer is 40°C.

Battery safety

Charge battery only at ambient temperatures ranging from 0°C to 40°C.

- (1) CAUTION: Danger of explosion if battery is incorrectly replaced. Replace only with the same or equivalent type of battery recommended by the manufacturer. Dispose of used batteries according to battery manufacturer's instructions.
- (2) CAUTION: RISK OF EXPLOSION IF BATTERY IS REPLACED BY AN INCORRECT TYPE. DISPOSE OF USED BATTERIES ACCORDING TO THE INSTRUCTIONS.
- (3) CAUTION: Battery charging temperature upper limit is 40°C.

Adapter safety

When charging, please place the device in an environment that has a normal room temperature and good ventilation. It is recommended to charge the device in an environment with a temperature that ranges from 0°C~40°C.

For altitude 2km below use only

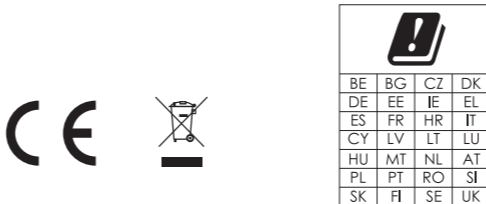
Camflash safety

LED is only used as indicating light.

Wi-Fi Safety

Turn Wi-Fi off in areas where Wi-Fi use is prohibited or when it may cause interference or danger, such as in airplanes while flying.

Declaration of Conformity



Hereby, Shanghai Sunmi Technology Co., Ltd. declares that the smart POS system (Model No.:T6800) is in compliance with the essential requirements and other relevant provisions of RED 2014/53/EU.

CAUTION: The user has to turn off the 5GHz WiFi in outdoor environment.

5.8G SRD receiver category: 1
T6800 doesn't support hotspots function.

Technical features and characteristic

the product includes the following features and characteristics:

	Operation Frequency	Transmitted
GSM900	880MHz~915MHz	33dBm
GSM1800	1710MHz~1785MHz	29dBm
WCDMA bandI	880MHz~915MHz	22dBm
WCDMA bandVIII	1920MHz~1980MHz	22.5dBm
LTE band1	1920MHz~1980MHz	23.5dBm
LTE band3	1710MHz~1785MHz	23dBm
LTE band7	2500MHz~2570MHz	21dBm
LTE band20	832MHz~862MHz	23.5dBm
LTE band38	2570MHz~2620MHz	23dBm
LTE band40	2300MHz~2400MHz	23dBm
BT	2402MHz~2480MHz	9.79dBm EIRP
BLE	2402MHz~2480MHz	-1.38dBm EIRP
wifi	2412MHz~2462MHz	16.88dBm EIRP
	5150MHz~5250MHz 5250MHz~5350MHz	14.5dBm EIRP
	5725MHz~5850MHz	9.55dBm EIRP
NFC	13.56MHz	13.414dBμA/m at 10m

This product can be used across EU member states.

The full text of the EU declaration DOC is available at the following internet address: www.sunmi.com

This device complies with Part 15 of the FCC Rules. Operation is subject to the following two conditions:

- (1) This device may not cause harmful interference.
- (2) This device must accept any interference received, including interference that may cause undesired operation.

FCC ID: 2AH25T6800

NOTE: Changes or modifications not expressly approved by the party responsible for compliance could void the user's authority to operate the equipment.

NOTE: This equipment has been tested and found to comply with the limits for a Class B digital device, pursuant to Part 15 of the FCC Rules. These limits are designed to provide reasonable protection against harmful interference in a residential installation. This equipment generates uses and can radiate radio frequency energy and, if not installed and used in accordance with the instructions, may cause harmful interference to radio communications. However, there is no guarantee that interference will not occur in a particular installation. If this equipment does cause harmful interference to radio or television reception, which can be determined by turning the equipment off and on, the user is encouraged to try to correct the interference by one or more of the following measures:

---Reorient or relocate the receiving antenna.

---Increase the separation between the equipment and receiver.

---Connect the equipment into an outlet on a circuit different from that to which the receiver is connected.

---Consult the dealer or an experienced radio/TV technician for help.

This smart POS system meets the government's requirements for exposure to radio waves. The guidelines are based on standards that were developed by independent scientific organizations through periodic and thorough evaluation of scientific studies. The standards include a substantial safety margin designed to assure the safety of all persons regardless of age or health.

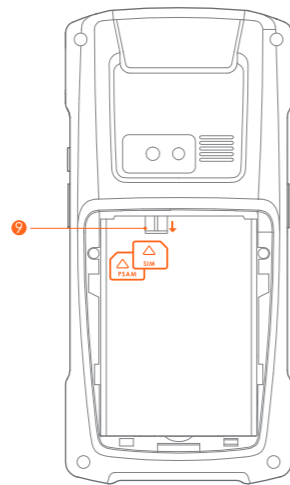
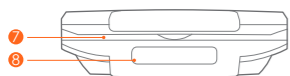
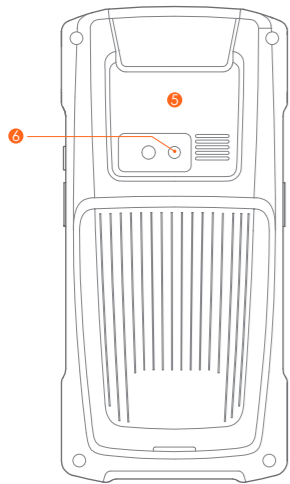
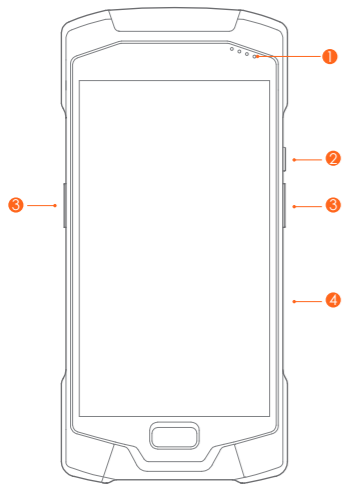
FCC RF Exposure Information and Statement. The SAR limit of USA (FCC) is 1.6W/kg averaged over one gram of tissue.

Device types: T6800 has also been tested against this SAR limit. The highest SAR value reported under this standard during product certification when properly worn on the body is 1.238W/kg (10gSAR, test distance: 0mm, limit 4W/kg)

This device was tested for body-worn operations with the back of the handset kept 0mm from the body. To maintain compliance with FCC RF exposure requirements, use accessories that maintain a 0mm separation distance between the user's body and the back of the handset. The use of belt clips, holsters and similar accessories should not contain metallic components in its assembly. The use of accessories that do not satisfy these requirements may not comply with FCC RF exposure requirements, and should be avoided.

Manufacture

Shanghai Sunmi Technology Co., Ltd.
Room 505, KIC Plaza, No.388 Song Hu Road, Yang Pu District, Shanghai, China



快速入门指南

- 指示灯**
用于提示刷卡业务步骤。
- 电源键**
短按：点亮屏幕，锁定屏幕。
长按：关机状态下，长按2-3秒开机；
使用状态下，长按2-3秒，可选择关机或重启；
死机状态下，长按11秒，自动重启。
- 功能键**
可通过软件进行配置成扫码键、音量键或其他功能。
- IC卡槽**
用于插入银行芯片卡。
- NFC读卡器**
用于感应闪付卡。
- 摄像头**
支持拍照及1D/2D快速扫码。
- 磁卡读卡器**
用于刷银行卡磁条信息。
- 一维码扫描头(选配)**
一维条码扫描器用于读取商品条码和手机支付码。
(本扫描头仅支持扫描一维条码)
注意：禁止直视激光扫描头，避免对眼睛造成损伤。
- 取卡拉片**
抠出拉片，可取出SIM卡。

系统预置软件列表

- 应用市场 · 推送服务 · 用户反馈 · 数据服务 · 启动器 · 硬件管家
- 音量键功能自定义 · BaseService · 定制服务(壁纸、开机动画)
- 开发者指南(调试小助手) · 使用指南 · 开机指导 · 远程协助 · OTA

以上软件详细信息查询方法：选择“设置->应用”，选择相应软件名称进行查看信息；
软件卸载方法：选择“设置->应用->管理应用->卸载”卸载应用；
或长按图标，拖曳到垃圾桶卸载。

注意事项

安全警告

请将电插头插入与配件电源适配器上标识输入相对应的交流电插座中；
此为A级产品。在生活环境中，该产品可能会造成无线电干扰。
在这种情况下，可能需要用户对干扰采取切实可行的措施。
仅使用本机自带电池；
存在爆炸性气体时请勿更换电池；
请勿在危险场所充电。

重要安全说明

避免在雷电期间安装或使用，否则有被雷电电击的危险；
当您发现有异常气味、过热或烟雾情形下，请立刻切断电源。

建议

不要在靠近水或潮湿环境中使用，避免液体落入终端中；
不要在极端冷、热环境中使用，例如靠近火源或点燃的香烟；
不要摔、投掷或弯折；
尽量在清洁无尘环境中使用，避免细小物品落入终端中；
在未获允许的情况下，不要在医疗设备附近使用。

声明

本公司不对以下行为负责
不在本指南说明的条件下使用和维护所造成的损坏；
对于如何因选件或耗材(非本公司提供之最初产品或认可产品)造成的损坏或问题，本公司将不承担任何责任。未经本公司同意，无权进行产品修改或变动。
本产品的操作系统支持官方的系统更新，如果用户刷了第三方的ROM系统或者采用破解方式修改了系统文件，可能会导致系统不稳定，以及带来安全风险和安全威胁。

免责声明

由于产品的更新，此文档的某些细节可能与产品不符，请以实物为准，此文档的解释权归本公司。保留不预先通知的情况下，修改本说明书的权利。

本产品有毒有害物质名称及含量标识表

部件名称	有毒有害物质或元素					
	铅 (Pb)	汞 (Hg)	镉 (Cd)	六价铬 (Cr(VI))	多溴联苯 (PBB)	多溴二苯醚 (PBDE)
电路板组件	X	○	○	○	○	○
结构件	○	○	○	○	○	○

○：表示该有毒有害物质在该部件所有均质材料中的含量均在SJ/T11363-2006规定的限量要求以下。
×：表示该有毒有害物质至少在该部件的某一均质材料中的含量超出SJ/T11363-2006规定的限量要求；但是上表中打“×”的部件，其含量超出是因为目前业界还没有成熟的可替代的技术。对达到或超出环保使用年限的产品，应依据《电子信息产品控制管理办法》规定进行回收再利用，不应随意丢弃。

产品保修卡

产品名称：_____

产品型号：_____

产品编号：_____

购买日期：_____

保修期限：自购买之日起，我公司提供 ____ 天保修服务。

以下情况恕不提供免费保修：

- 未经允许擅自拆卸修理的产品。
- 产品条码、易碎贴破损及保修卡涂改、残缺的。
- 未按照说明书的要求操作设备所引起的故障。
- 因进水或跌落而造成的故障、划伤或破损的人为损坏。
- 因不可抗拒因素造成的故障或损坏。
- 保修期限外。

联系方式：

· 公司地址：_____

· 联系电话：_____



防爆标志：Ex ic IIC T6 Gc

制造商：上海商米科技集团股份有限公司
地址：上海市杨浦区淞沪路388号创智天地7号楼505室

P2^{LITE}

QUICK START GUIDE

T6800

■ K ■ PANTONE 165C ■ PANTONE Orange 021C

制作工艺说明

成品尺寸：85mm × 165mm

展开尺寸：425mm × 165mm

工艺：1色印刷+2专，5折页

材质：105g 雅粉纸