



Compliance Certification Services (Kunshan) Inc.

CCSEM-TRF-001 Rev. 02 Sep 01, 2023

Report No.: KSCR230900174503

Page: 1 of 130

TEST REPORT

Application No.: KSCR2309001745AT
FCC ID: 2AH25T1721
IC: 22621-T1721
Applicant: Shanghai Sunmi Technology Co.,Ltd.
Address of Applicant: Room 505, No.388, Song Hu Road, Yang Pu District, Shanghai, China
Manufacturer: Shanghai Sunmi Technology Co.,Ltd.
Address of Manufacturer: Room 505, No.388, Song Hu Road, Yang Pu District, Shanghai, China
Equipment Under Test (EUT):
EUT Name: POS System
Model No.: T1721
Trade Mark: SUNMI
Standard(s) : 47 CFR Part 15, Subpart C 15.247
RSS-247 Issue 2, February 2017
RSS-Gen Issue 5 Amendment 2 (February 2021)
Date of Receipt: 2023-09-26
Date of Test: 2023-11-01 to 2023-11-15
Date of Issue: 2023-11-16

Test Result:	Pass*
---------------------	--------------

* In the configuration tested, the EUT complied with the standards specified above.

This document is issued by the Company subject to its General Conditions of Service printed overleaf, available on request or accessible at <http://www.sgs.com/en/Terms-and-Conditions.aspx> and, for electronic format documents, subject to Terms and Conditions for Electronic Documents at <http://www.sgs.com/en/Terms-and-Conditions/Terms-e-Document.aspx>. Attention is drawn to the limitation of liability, indemnification and jurisdiction issues defined therein.

Any holder of this document is advised that information contained hereon reflects the Company's findings at the time of its intervention only and within the limits of Client's instructions, if any. The Company's sole responsibility is to its Client and this document does not exonerate parties to a transaction from exercising all their rights and obligations under the transaction documents. This document cannot be reproduced except in full, without prior written approval of the Company. Any unauthorized alteration, forgery or falsification of the content or appearance of this document is unlawful and offenders may be prosecuted to the fullest extent of the law. Unless otherwise stated the results shown in this test report refer only to the sample(s) tested and such sample(s) are retained for 30 days only.



Compliance Certification Services (Kunshan) Inc.

CCSEM-TRF-001 Rev. 02 Sep 01, 2023

Report No.: KSCR230900174503

Page: 2 of 130

<i>Revision Record</i>			
<i>Version</i>	<i>Description</i>	<i>Date</i>	<i>Remark</i>
00	Original	2023-11-16	/

Authorized for issue by:			
Tested By		<i>Damon Zhou</i>	

		Damon_Zhou/Project Engineer	
Approved By		<i>Terry Hou</i>	

		Terry Hou /Reviewer	



Compliance Certification Services (Kunshan) Inc.

CCSEM-TRF-001 Rev. 02 Sep 01, 2023

Report No.: KSCR230900174503

Page: 3 of 130

2 Test Summary

Radio Spectrum Technical Requirement				
Item	FCC Requirement	IC Requirement	Method	Result
Antenna Requirement	47 CFR Part 15, Subpart C 15.203 & 15.247(c)	RSS-Gen Clause 6.8	N/A	Customer Declaration

N/A: Not applicable

Radio Spectrum Matter Part				
Item	FCC Requirement	IC Requirement	Method	Result
Conducted Emissions at AC Power Line (150kHz-30MHz)	47 CFR Part 15, Subpart C 15.207	RSS-Gen Clause 8.8	ANSI C63.10 (2013) Section 6.2	Pass
Minimum 6dB Bandwidth	47 CFR Part 15, Subpart C 15.247a(2)	RSS-247 Clause 5.2(a)	ANSI C63.10 (2013) Section 11.8.1	Pass
Conducted Average Output Power	47 CFR Part 15, Subpart C 15.247(b)(3)	RSS-247 Clause 5.4(d)	ANSI C63.10 (2013) Section 11.9.2	Pass
Power Spectrum Density	47 CFR Part 15, Subpart C 15.247(e)	RSS-247 Clause 5.2(b)	ANSI C63.10 (2013) Section 11.10.3	Pass
Conducted Band Edges Measurement	47 CFR Part 15, Subpart C 15.247(d)	RSS-247 Clause 5.5	ANSI C63.10 (2013) Section 11.13.3.2	Pass
Conducted Spurious Emissions	47 CFR Part 15, Subpart C 15.247(d)	RSS-247 Clause 5.5	ANSI C63.10 (2013) Section 11.11	Pass
Radiated Emissions which fall in the restricted bands	47 CFR Part 15, Subpart C 15.209 & 15.247(d)	RSS-247 Section 3.3 & RSS-Gen Section 8.9	ANSI C63.10 (2013) Section 6.10.5	Pass
Radiated Spurious Emissions	47 CFR Part 15, Subpart C 15.209 & 15.247(d)	RSS-247 Section 3.3 & RSS-Gen Section 8.9	ANSI C63.10 (2013) Section 6.4,6.5,6.6	Pass
99% Bandwidth	-	RSS-Gen Section 6.7	ANSI C63.10 Section 6.9.3	Pass

3 Contents

	Page
1 COVER PAGE.....	1
2 Test Summary.....	3
3 Contents.....	4
4 General Information.....	5
4.1 Details of E.U.T.....	5
4.2 Power level setting using in test:.....	5
4.3 Description of Support Units.....	5
4.4 Measurement Uncertainty.....	6
4.5 Test Location.....	7
4.6 Test Facility.....	7
4.7 Deviation from Standards.....	7
4.8 Abnormalities from Standard Conditions.....	7
5 Equipment List.....	8
6 Radio Spectrum Technical Requirement.....	9
6.1 Antenna Requirement.....	9
7 Radio Spectrum Matter Test Results.....	10
7.1 Conducted Emissions at AC Power Line (150kHz-30MHz).....	10
7.2 Conducted Peak Output Power.....	14
7.3 Minimum 6dB Bandwidth.....	16
7.4 Power Spectrum Density.....	17
7.5 Conducted Band Edges Measurement.....	18
7.6 Conducted Spurious Emissions.....	20
7.7 Radiated Emissions which fall in the restricted bands.....	22
7.8 Radiated Spurious Emissions Below 1GHz.....	46
7.9 Radiated Spurious Emissions Above 1GHz.....	50
7.10 99% Bandwidth.....	76
8 Test Setup Photo.....	77
9 EUT Constructional Details (EUT Photos).....	77
10 Appendix.....	78

Compliance Certification Services (Kunshan) Inc.

CCSEM-TRF-001 Rev. 02 Sep 01, 2023

Report No.: KSCR230900174503

Page: 5 of 130

4 General Information

4.1 Details of E.U.T.

Power supply:	Adapter Model: CYZS36-240150 Input: 100-240V~50/60Hz 1.5A Output: 24V 1.5A 36W Battery Model: LKPA Nominal Voltage: 7.2Vdc Limited Charge Voltage: 8.4V Rated Capacity: 2500mAh,18.0Wh Nominal Capacity: 2600mAh,18.72Wh
Operation Frequency:	802.11b/g/n(HT20): 2412MHz to 2462MHz;802.11n(HT40): 2422MHz to 2452MHz
Modulation Type:	802.11b: DSSS (CCK, DQPSK, DBPSK);802.11g/n: OFDM (64QAM, 16QAM, QPSK, BPSK)
Number of Channels:	802.11b/g/n(HT20):11;802.11n(HT40):7
Channel Spacing:	5MHz
Antenna Type:	PIFA Antenna
Antenna Gain:	1.01 dBi(Provided by the manufacturer)
Serial Number:	DE06D38140087
Firmware version:	D3mini_IO_V2.0

4.2 Power level setting using in test:

Channel	802.11b	802.11g	802.11n(HT20)
	Ant 1	Ant 1	Ant 1
1	17.00	15.00	14.00
6	17.00	15.00	14.00
11	17.00	15.00	14.00
Channel	802.11n(HT40)		
	Ant 1		
3	14.00		
6	14.00		
9	14.00		

4.3 Description of Support Units

Description	Manufacturer	Model No.	Serial No.
Notebook	Lenovo	/	/

4.4 Measurement Uncertainty

No.	Item	Measurement Uncertainty
1	Radio Frequency	8.4 x 10 ⁻⁸
2	Timeout	2s
3	Duty Cycle	0.37%
4	Occupied Bandwidth	3%
5	RF Conducted Power	0.6dB
6	RF Power Density	2.9dB
7	Conducted Spurious Emissions	0.75dB
8	RF Radiated Power	5.2dB (Below 1GHz)
		5.9dB (Above 1GHz)
9	Radiated Spurious Emission Test	4.2dB (Below 30MHz)
		4.5dB (30MHz-1GHz)
		5.1dB (1GHz-18GHz)
		5.4dB (Above 18GHz)
10	Temperature Test	1°C
11	Humidity Test	3%
12	Supply Voltages	1.5%
13	Time	3%

Note: The measurement uncertainty represents an expanded uncertainty expressed at approximately the 95% confidence level using a coverage factor of k=2.

4.5 Test Location

All tests were performed at:

Compliance Certification Services (Kunshan) Inc.

No.10 Weiye Rd, Innovation park, Eco&Tec, Development Zone, Kunshan City, Jiangsu, China.

Tel: +86 512 5735 5888 Fax: +86 512 5737 0818

No tests were sub-contracted.

Note:

1. SGS is not responsible for wrong test results due to incorrect information (e.g., max. internal working frequency, antenna gain, cable loss, etc) is provided by the applicant. (If applicable).
2. SGS is not responsible for the authenticity, integrity and the validity of the conclusion based on results of the data provided by applicant. (If applicable).
3. Sample source: sent by customer.

4.6 Test Facility

The test facility is recognized, certified, or accredited by the following organizations:

• **A2LA**

Compliance Certification Services (Kunshan) Inc. is accredited by the American Association for Laboratory Accreditation (A2LA). Certificate No. 2541.01.

• **FCC**

Compliance Certification Services (Kunshan) Inc. has been recognized as an accredited testing laboratory. Designation Number: CN1172.

• **ISED**

Compliance Certification Services (Kunshan) Inc. has been recognized by Innovation, Science and Economic Development Canada (ISED) as an accredited testing laboratory. Company Number: 2324E

• **VCCI**

The 3m and 10m Semi-anechoic chamber and Shielded Room of Compliance Certification Services (Kunshan) Inc. has been registered in accordance with the Regulations for Voluntary Control Measures with Registration No.: R-20134, R-11600, C-11707, T-11499, G-10216 respectively.

4.7 Deviation from Standards

None

4.8 Abnormalities from Standard Conditions

None



Compliance Certification Services (Kunshan) Inc.

CCSEM-TRF-001 Rev. 02 Sep 01, 2023

Report No.: KSCR230900174503

Page: 8 of 130

5 Equipment List

Item	Equipment	Manufacturer	Model	Inventory No	Cal Date	Cal. Due Date
Conducted Emission at Mains Terminals (150kHz-30MHz)						
1	EMI Test Receive	R&S	ESCI	KS301101	02/03/2023	02/02/2024
2	LISN	R&S	ENV216	KS301197	01/17/2023	01/16/2024
3	LISN	Schwarzbeck	NNLK 8129	KS301091	01/17/2023	01/16/2024
4	Pulse Limiter	R&S	ESH3-Z2	KUS1902E001	01/17/2023	01/16/2024
5	CE test Cable	Thermax	/	CZ301102	01/17/2023	01/16/2024
6	Test Software	Farad	EZ-EMC	/	N.C.R	N.C.R
RF Conducted Test						
1	Spectrum Analyzer	Keysight	N9020A	KUS1911E004-2	08/24/2023	08/23/2024
2	Spectrum Analyzer	Keysight	N9020A	KUS2001M001-2	08/24/2023	08/23/2024
3	Spectrum Analyzer	Keysight	N9030B	KSEM021-1	02/03/2023	02/02/2024
4	Signal Generator	R&S	SMBV100B	KSEM032	03/16/2023	03/15/2024
5	Signal Generator	R&S	SMW200A	KSEM020-1	08/24/2023	08/23/2024
6	Signal Generator	Agilent	N5182A	KUS2001M001-1	08/24/2023	08/23/2024
7	Radio Communication Test Station	Anritsu	MT8000A	KSEM001-1	08/24/2023	08/23/2024
8	Radio Communication Analyzer	Anritsu	MT8821C	KSEM002-1	03/16/2023	03/15/2024
9	Universal Radio Communication Tester	R&S	CMW500	KUS1911E004-1	08/24/2023	08/23/2024
10	Switcher	CCSRF	FY562	KUS2001M001-3	08/24/2023	08/23/2024
11	AC Power Source	EXTECH	6605	KS301178	N.C.R	N.C.R
12	DC Power Supply	Agilent	E3632A	KS301180	N.C.R	N.C.R
13	Conducted Test Cable	Thermax	RF01-RF04	CZ301111-CZ301120	02/03/2023	02/02/2024
14	Temp. / Humidity Chamber	TERCHY	MHK-120AK	KS301190	08/24/2023	08/23/2024
15	Temperature & Humidity Recorder	Renke Control	RS-WS-N01-6J	KSEM024-5	03/22/2023	03/21/2024
16	Software	BST	TST-PASS	/	N/A	N/A
RF Radiated Test						
1	Spectrum Analyzer	R&S	FSV40	KUS1806E003	08/24/2023	08/23/2024
2	Universal Radio Communication Tester	R&S	CMW500	KSEM009-1	03/16/2023	03/15/2024
3	Signal Generator	Agilent	E8257C	KS301066	08/24/2023	08/23/2024
4	Loop Antenna	COM-POWER	AL-130R	KUS1806E001	03/18/2023	03/17/2025
5	Bilog Antenna	TESEQ	CBL 6112D	KUS1806E005	06/29/2023	06/28/2025
6	Bilog Antenna	SCHWARZBECK	VULB9160	CZ301016	04/13/2021	04/12/2024
7	Horn-antenna(1-18GHz)	Schwarzbeck	BBHA9120D	KS301079	08/24/2023	08/23/2024
8	Horn-antenna(1-18GHz)	ETS-LINDGREN	3117	KS301186	02/21/2023	02/20/2024
9	Horn Antenna(18-40GHz)	Schwarzbeck	BBHA9170	CZ301058	02/26/2023	02/25/2024
10	Amplifier(30MHz~18GHz)	PANSHAN TECHNOLOGY	LNA:1~18G	KSEM010-1	01/17/2023	01/16/2024
11	Amplifier(18~40GHz)	COM-POWER	PAM-840A	KUS1710E001	01/21/2023	01/20/2024
12	RE Test Cable	REBES MICROWAVE	/	CZ301097	08/24/2023	08/23/2024
13	Temperature & Humidity Recorder	Renke Control	RS-WS-N01-6J	KSEM024-4	03/22/2023	03/21/2024
14	Software	Faratronic	EZ EMC-v 3A1	/	N/A	N/A

6 Radio Spectrum Technical Requirement

6.1 Antenna Requirement

6.1.1 Test Requirement:

47 CFR Part 15, Subpart C 15.203 & 15.247(b)(4)

6.1.2 Conclusion

Standard Requirement:

An intentional radiator shall be designed to ensure that no antenna other than that furnished by the responsible party shall be used with the device. The use of a permanently attached antenna or of an antenna that uses a unique coupling to the intentional radiator, the manufacturer may design the unit so that a broken antenna can be replaced by the user, but the use of a standard antenna jack or electrical connector is prohibited.

15.247(b) (4) requirement:

The conducted output power limit specified in paragraph (b) of this section is based on the use of antennas with directional gains that do not exceed 6 dBi. Except as shown in paragraph (c) of this section, if transmitting antennas of directional gain greater than 6 dBi are used, the conducted output power from the intentional radiator shall be reduced below the stated values in paragraphs (b)(1), (b)(2), and (b)(3) of this section, as appropriate, by the amount in dB that the directional gain of the antenna exceeds 6 dBi.

EUT Antenna:

The antenna is PIFA Antenna and no consideration of replacement. The best case gain of the antenna is 1.01dBi.

Antenna location: Refer to internal photo.

7 Radio Spectrum Matter Test Results

7.1 Conducted Emissions at AC Power Line (150kHz-30MHz)

Test Requirement 47 CFR Part 15, Subpart C 15.207

Test Method: ANSI C63.10 (2013) Section 6.2

Limit:

Frequency of emission(MHz)	Conducted limit(dBµV)	
	Quasi-peak	Average
0.15-0.5	66 to 56*	56 to 46*
0.5-5	56	46
5-30	60	50

*Decreases with the logarithm of the frequency.

Detector: Peak for pre-scan (9kHz resolution bandwidth) 0.15M to 30MHz

7.1.1 E.U.T. Operation

Operating Environment:

Temperature: 23.2 °C

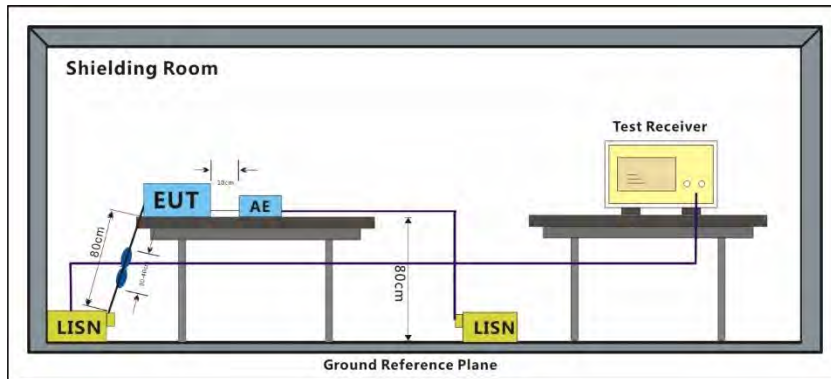
Humidity: 52.3 % RH

Atmospheric Pressure: 1010 mbar

7.1.2 Test Mode Description

Pre-scan / Final test	Mode Code	Description
Final test	04	TX mode_Keep the EUT in continuously transmitting mode with all modulation types. All data rates for each modulation type have been tested and found the data rate @ 1Mbps is the worst case of IEEE 802.11b; data rate @ 6Mbps is the worst case of IEEE 802.11g; data rate @ 6.5Mbps is the worst case of IEEE 802.11n(HT20); data rate @ 13.5Mbps is the worst case of IEEE 802.11n(HT40), final test modes are considering the modulation and worse data rates. Only the data of worst case is recorded in the report.

7.1.3 Test Setup Diagram



7.1.4 Measurement Procedure and Data

- 1) The mains terminal disturbance voltage test was conducted in a shielded room.
- 2) The EUT was connected to AC power source through a LISN 1 (Line Impedance Stabilization Network) which provides a 50ohm/50μH + 5ohm linear impedance. The power cables of all other units of the EUT were connected to a second LISN 2, which was bonded to the ground reference plane in the same way as the LISN 1 for the unit being measured. A multiple socket outlet strip was used to connect multiple power cables to a single LISN provided the rating of the LISN was not exceeded.
- 3) The tabletop EUT was placed upon a non-metallic table 0.8m above the ground reference plane. And for floor-standing arrangement, the EUT was placed on the horizontal ground reference plane.
- 4) The test was performed with a vertical ground reference plane. The rear of the EUT shall be 0.4 m from the vertical ground reference plane. The vertical ground reference plane was bonded to the horizontal ground reference plane. The LISN 1 was placed 0.8 m from the boundary of the unit under test and bonded to a ground reference plane for LISNs mounted on top of the ground reference plane. This distance was between the closest points of the LISN 1 and the EUT. All other units of the EUT and associated equipment was at least 0.8 m from the LISN 2.
- 5) In order to find the maximum emission, the relative positions of equipment and all of the interface cables must be changed according to ANSI C63.10 on conducted measurement.

Remark: Level=Read Level+ Cable Loss+ LISN Factor

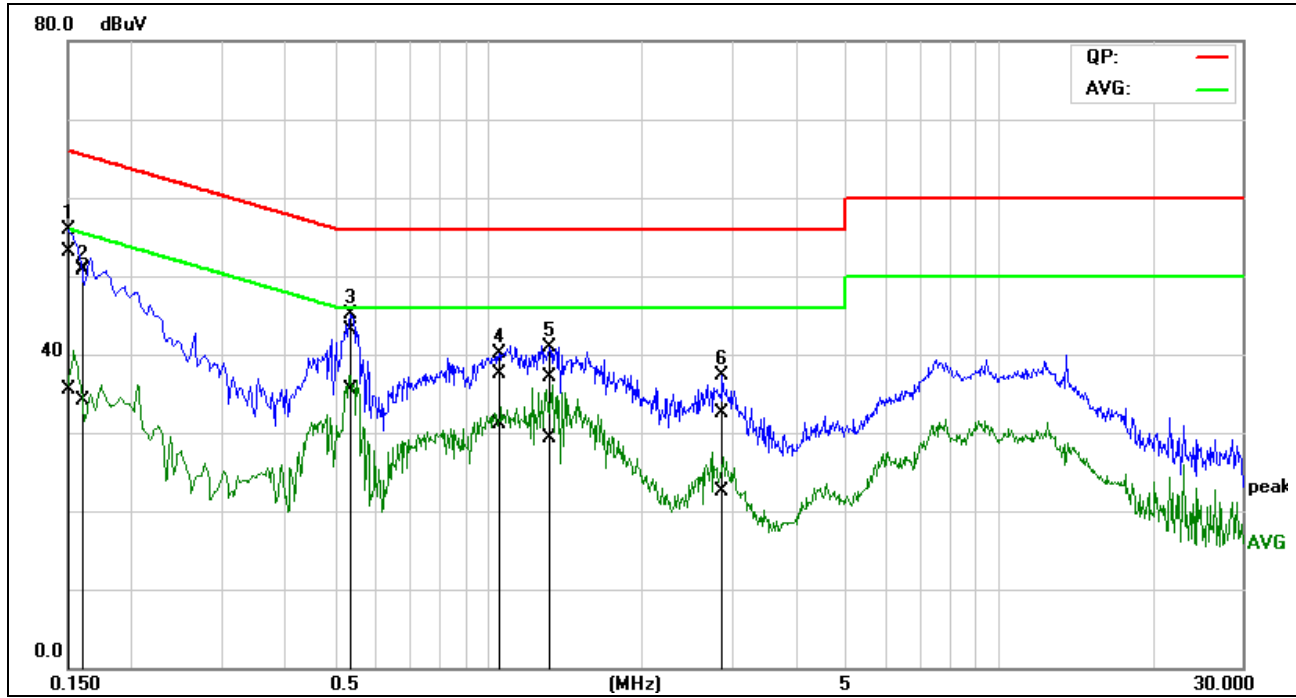
Compliance Certification Services (Kunshan) Inc.

CCSEM-TRF-001 Rev. 02 Sep 01, 2023

Report No.: KSCR230900174503

Page: 12 of 130

Test Mode: 04; Line: Live line



No.	Frequency (MHz)	QuasiPeak reading (dBuV)	Average reading (dBuV)	Correction factor (dB)	QuasiPeak result (dBuV)	Average result (dBuV)	QuasiPeak limit (dBuV)	Average limit (dBuV)	QuasiPeak margin (dB)	Average margin (dB)	Remark
1	0.1501	32.93	15.26	20.20	53.13	35.46	65.99	55.99	-12.86	-20.53	Pass
2	0.1618	30.84	13.91	20.16	51.00	34.07	65.37	55.37	-14.37	-21.30	Pass
3*	0.5391	23.02	15.47	20.03	43.05	35.50	56.00	46.00	-12.95	-10.50	Pass
4	1.0381	17.60	11.19	19.91	37.51	31.10	56.00	46.00	-18.49	-14.90	Pass
5	1.3030	17.17	9.40	19.96	37.13	29.36	56.00	46.00	-18.87	-16.64	Pass
6	2.8517	12.54	2.59	20.00	32.54	22.59	56.00	46.00	-23.46	-23.41	Pass

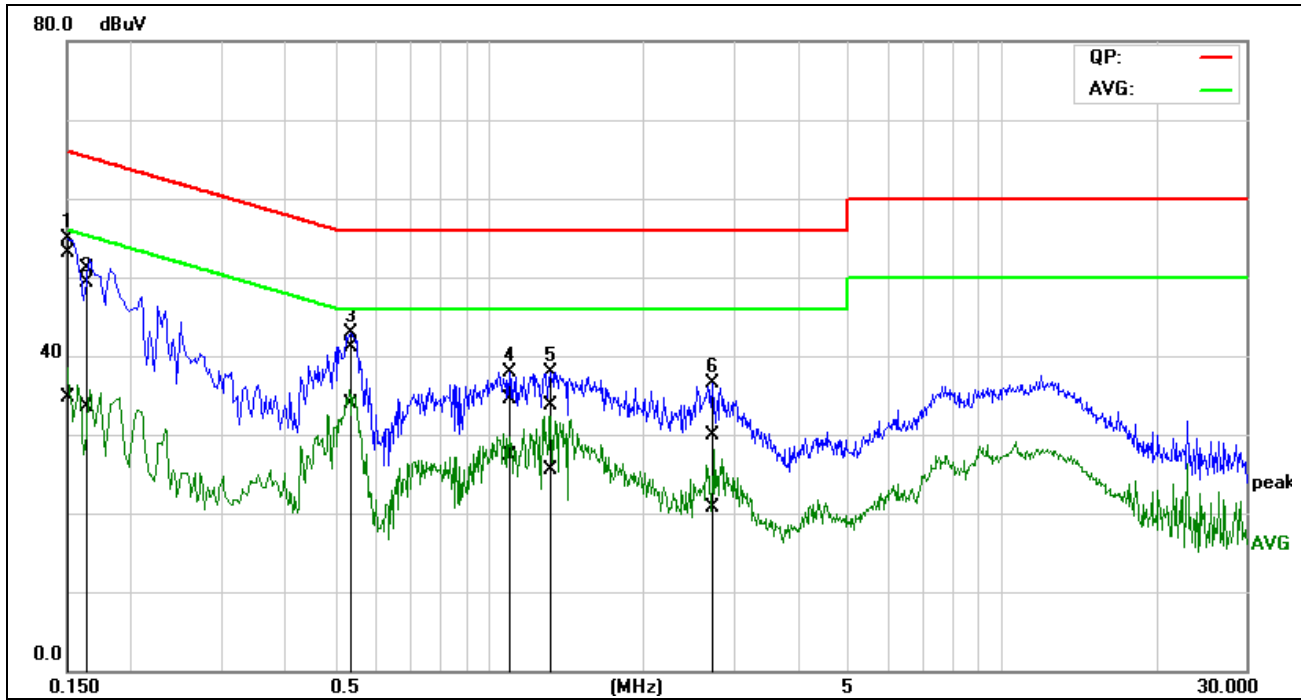
Compliance Certification Services (Kunshan) Inc.

CCSEM-TRF-001 Rev. 02 Sep 01, 2023

Report No.: KSCR230900174503

Page: 13 of 130

Test Mode: 04; Line: Neutral Line



No.	Frequency (MHz)	QuasiPeak reading (dBuV)	Average reading (dBuV)	Correction factor (dB)	QuasiPeak result (dBuV)	Average result (dBuV)	QuasiPeak limit (dBuV)	Average limit (dBuV)	QuasiPeak margin (dB)	Average margin (dB)	Remark
1	0.1500	32.78	14.55	20.25	53.03	34.80	66.00	56.00	-12.97	-21.20	Pass
2	0.1612	30.92	13.24	20.23	51.15	33.47	65.40	55.40	-14.25	-21.93	Pass
3*	0.5419	21.06	13.84	20.03	41.09	33.87	56.00	46.00	-14.91	-12.13	Pass
4	1.0859	14.41	7.28	20.00	34.41	27.28	56.00	46.00	-21.59	-18.72	Pass
5	1.3236	13.68	5.45	20.00	33.68	25.45	56.00	46.00	-22.32	-20.55	Pass
6	2.7298	9.82	0.74	19.99	29.81	20.73	56.00	46.00	-26.19	-25.27	Pass

Compliance Certification Services (Kunshan) Inc.

CCSEM-TRF-001 Rev. 02 Sep 01, 2023

Report No.: KSCR230900174503

Page: 14 of 130

7.2 Conducted Peak Output Power

Test Requirement 47 CFR Part 15, Subpart C 15.247(b)(3)

Test Method: ANSI C63.10 (2013) Section 11.9.2

Limit:

Frequency range(MHz)	Output power of the intentional radiator(watt)
902-928	1 for ≥50 hopping channels
	0.25 for 25≤ hopping channels <50
	1 for digital modulation
2400-2483.5	1 for ≥75 non-overlapping hopping channels
	0.125 for all other frequency hopping systems
	1 for digital modulation
5725-5850	1 for frequency hopping systems and digital modulation

7.2.1 E.U.T. Operation

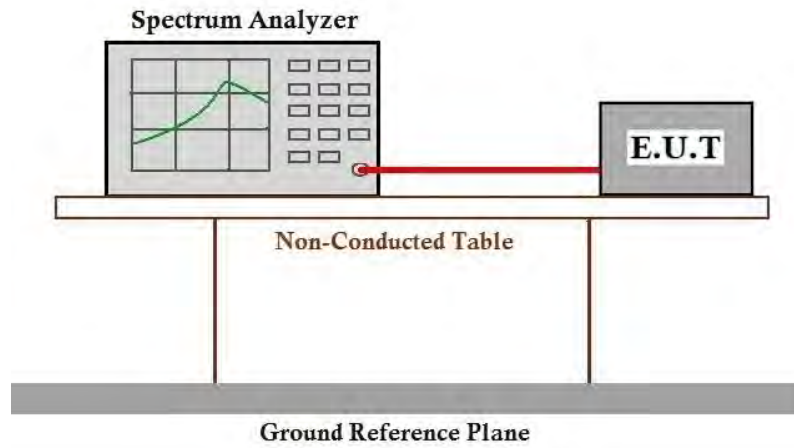
Operating Environment:

Temperature: 23.2 °C Humidity: $\frac{50.0}{6}$ % RH Atmospheric Pressure: 1010 mbar

7.2.2 Test Mode Description

Pre-scan / Final test	Mode Code	Description
Final test	04	TX mode_Keep the EUT in continuously transmitting mode with all modulation types. All data rates for each modulation type have been tested and found the data rate @ 1Mbps is the worst case of IEEE 802.11b; data rate @ 6Mbps is the worst case of IEEE 802.11g; data rate @ 6.5Mbps is the worst case of IEEE 802.11n(HT20); data rate @ 13.5Mbps is the worst case of IEEE 802.11n(HT40), final test modes are considering the modulation and worse data rates. Only the data of worst case is recorded in the report.

7.2.3 Test Setup Diagram



7.2.4 Measurement Procedure and Data

Note: Since the verify power the same operating range bandwidth and smaller power can be covered by the higher power.

Please Refer to Appendix for Details

Compliance Certification Services (Kunshan) Inc.

CCSEM-TRF-001 Rev. 02 Sep 01, 2023

Report No.: KSCR230900174503

Page: 16 of 130

7.3 Minimum 6dB Bandwidth

Test Requirement 47 CFR Part 15, Subpart C 15.247a(2)

Test Method: ANSI C63.10 (2013) Section 11.8.1

Limit: ≥ 500 kHz

7.3.1 E.U.T. Operation

Operating Environment:

Temperature: 23.2 °C

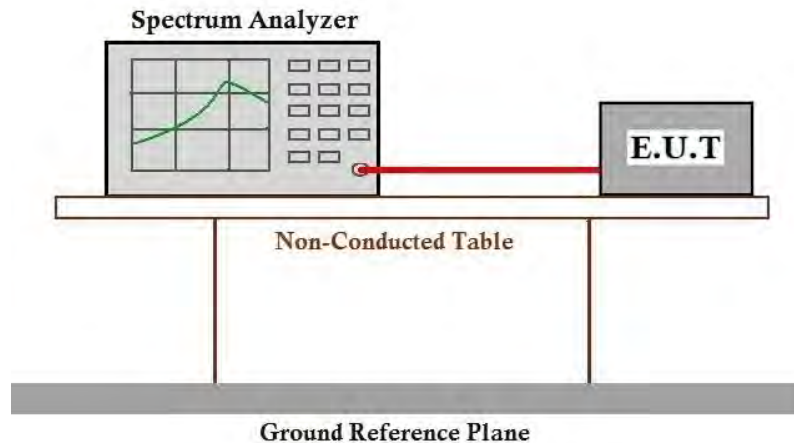
Humidity: 50.3 % RH

Atmospheric Pressure: 1010 mbar

7.3.2 Test Mode Description

Pre-scan / Final test	Mode Code	Description
Final test	04	TX mode_Keep the EUT in continuously transmitting mode with all modulation types. All data rates for each modulation type have been tested and found the data rate @ 1Mbps is the worst case of IEEE 802.11b; data rate @ 6Mbps is the worst case of IEEE 802.11g; data rate @ 6.5Mbps is the worst case of IEEE 802.11n(HT20); data rate @ 13.5Mbps is the worst case of IEEE 802.11n(HT40), final test modes are considering the modulation and worse data rates. Only the data of worst case is recorded in the report.

7.3.3 Test Setup Diagram



7.3.4 Measurement Procedure and Data

Please Refer to Appendix for Details

Compliance Certification Services (Kunshan) Inc.

CCSEM-TRF-001 Rev. 02 Sep 01, 2023

Report No.: KSCR230900174503

Page: 17 of 130

7.4 Power Spectrum Density

Test Requirement 47 CFR Part 15, Subpart C 15.247(e)

Test Method: ANSI C63.10 (2013) Section 11.10.2

Limit:

≤8dBm in any 3 kHz band during any time interval of continuous transmission

7.4.1 E.U.T. Operation

Operating Environment:

Temperature: 23.2 °C

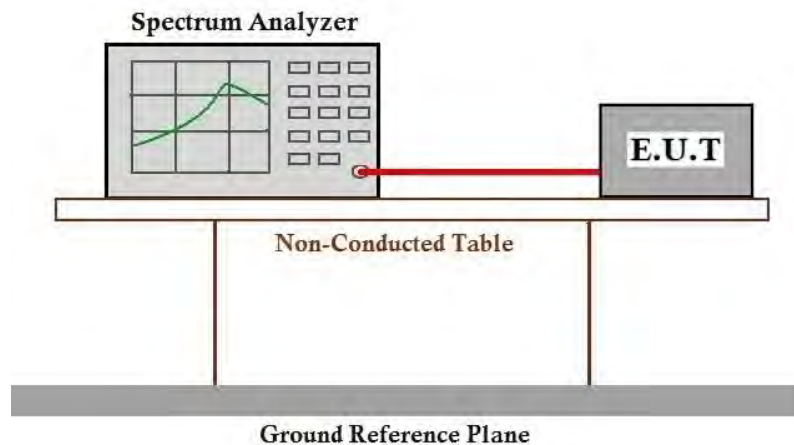
Humidity: 52.9 % RH

Atmospheric Pressure: 1010 mbar

7.4.2 Test Mode Description

Pre-scan / Final test	Mode Code	Description
Final test	04	TX mode_Keep the EUT in continuously transmitting mode with all modulation types. All data rates for each modulation type have been tested and found the data rate @ 1Mbps is the worst case of IEEE 802.11b; data rate @ 6Mbps is the worst case of IEEE 802.11g; data rate @ 6.5Mbps is the worst case of IEEE 802.11n(HT20); data rate @ 13.5Mbps is the worst case of IEEE 802.11n(HT40), final test modes are considering the modulation and worse data rates. Only the data of worst case is recorded in the report.

7.4.3 Test Setup Diagram



7.4.4 Measurement Procedure and Data

Please Refer to Appendix for Details

7.5 Conducted Band Edges Measurement

Test Requirement 47 CFR Part 15, Subpart C 15.247(d)
 Test Method: ANSI C63.10 (2013) Section 11.13.3.2

Limit:

In any 100 kHz bandwidth outside the frequency band in which the spread spectrum or digitally modulated intentional radiator is operating, the radio frequency power that is produced by the intentional radiator shall be at least 20 dB below that in the 100 kHz bandwidth within the band that contains the highest level of the desired power, based on either an RF conducted or a radiated measurement, provided the transmitter demonstrates compliance with the peak conducted power limits. If the transmitter complies with the conducted power limits based on the use of RMS averaging over a time interval, as permitted under paragraph (b)(3) of this section, the attenuation required under this paragraph shall be 30 dB instead of 20 dB. Attenuation below the general limits specified in §15.209(a) is not required. In addition, radiated emissions which fall in the restricted bands, as defined in §15.205(a), must also comply with the radiated emission limits specified in §15.209(a) (see §15.205(c)).

7.5.1 E.U.T. Operation

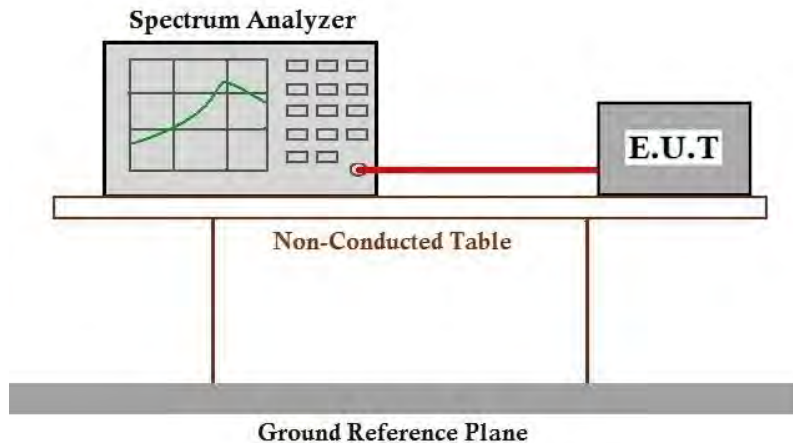
Operating Environment:

Temperature: 23.2 °C Humidity: 52.3 % RH Atmospheric Pressure: 1010 mbar

7.5.2 Test Mode Description

Pre-scan / Final test	Mode Code	Description
Final test	04	TX mode_Keep the EUT in continuously transmitting mode with all modulation types. All data rates for each modulation type have been tested and found the data rate @ 1Mbps is the worst case of IEEE 802.11b; data rate @ 6Mbps is the worst case of IEEE 802.11g; data rate @ 6.5Mbps is the worst case of IEEE 802.11n(HT20); data rate @ 13.5Mbps is the worst case of IEEE 802.11n(HT40), final test modes are considering the modulation and worse data rates. Only the data of worst case is recorded in the report.

7.5.3 Test Setup Diagram





Compliance Certification Services (Kunshan) Inc.

CCSEM-TRF-001 Rev. 02 Sep 01, 2023

Report No.: KSCR230900174503

Page: 19 of 130

7.5.4 Measurement Procedure and Data

Please Refer to Appendix for Details

Compliance Certification Services (Kunshan) Inc.

7.6 Conducted Spurious Emissions

Test Requirement 47 CFR Part 15, Subpart C 15.247(d)

Test Method: ANSI C63.10 (2013) Section 11.11

Limit:

In any 100 kHz bandwidth outside the frequency band in which the spread spectrum or digitally modulated intentional radiator is operating, the radio frequency power that is produced by the intentional radiator shall be at least 20 dB below that in the 100 kHz bandwidth within the band that contains the highest level of the desired power, based on either an RF conducted or a radiated measurement, provided the transmitter demonstrates compliance with the peak conducted power limits. If the transmitter complies with the conducted power limits based on the use of RMS averaging over a time interval, as permitted under paragraph (b)(3) of this section, the attenuation required under this paragraph shall be 30 dB instead of 20 dB. Attenuation below the general limits specified in §15.209(a) is not required. In addition, radiated emissions which fall in the restricted bands, as defined in §15.205(a), must also comply with the radiated emission limits specified in §15.209(a) (see §15.205(c)).

7.6.1 E.U.T. Operation

Operating Environment:

Temperature: 23.2 °C

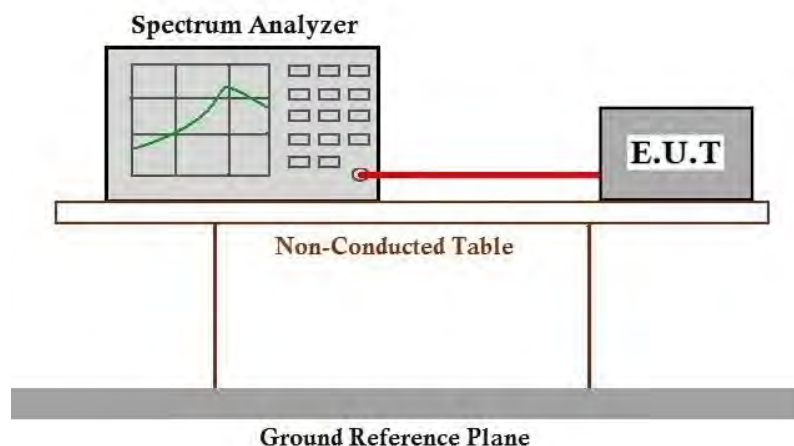
Humidity: 52.3 % RH

Atmospheric Pressure: 1010 mbar

7.6.2 Test Mode Description

Pre-scan / Final test	Mode Code	Description
Final test	04	TX mode_Keep the EUT in continuously transmitting mode with all modulation types. All data rates for each modulation type have been tested and found the data rate @ 1Mbps is the worst case of IEEE 802.11b; data rate @ 6Mbps is the worst case of IEEE 802.11g; data rate @ 6.5Mbps is the worst case of IEEE 802.11n(HT20); data rate @ 13.5Mbps is the worst case of IEEE 802.11n(HT40), final test modes are considering the modulation and worse data rates. Only the data of worst case is recorded in the report.

7.6.3 Test Setup Diagram





Compliance Certification Services (Kunshan) Inc.

CCSEM-TRF-001 Rev. 02 Sep 01, 2023

Report No.: KSCR230900174503

Page: 21 of 130

7.6.4 Measurement Procedure and Data

Please Refer to Appendix for Details

Compliance Certification Services (Kunshan) Inc.

CCSEM-TRF-001 Rev. 02 Sep 01, 2023

Report No.: KSCR230900174503

Page: 22 of 130

7.7 Radiated Emissions which fall in the restricted bands

Test Requirement 47 CFR Part 15, Subpart C 15.205 & 15.209

Test Method: ANSI C63.10 (2013) Section 6.10.5

Limit:

Frequency(MHz)	Field strength(microvolts/meter)	Measurement distance(meters)
0.009-0.490	2400/F(kHz)	300
0.490-1.705	24000/F(kHz)	30
1.705-30.0	30	30
30-88	100	3
88-216	150	3
216-960	200	3
Above 960	500	3

Remark: The emission limits shown in the above table are based on measurements employing a CISPR quasi-peak detector except for the frequency bands 9-90kHz, 110-490kHz and above 1000 MHz. Radiated emission limits in these three bands are based on measurements employing an average detector, the peak field strength of any emission shall not exceed the maximum permitted average limits specified above by more than 20 dB under any condition of modulation.

7.7.1 E.U.T. Operation

Operating Environment:

Temperature: 24.3 °C

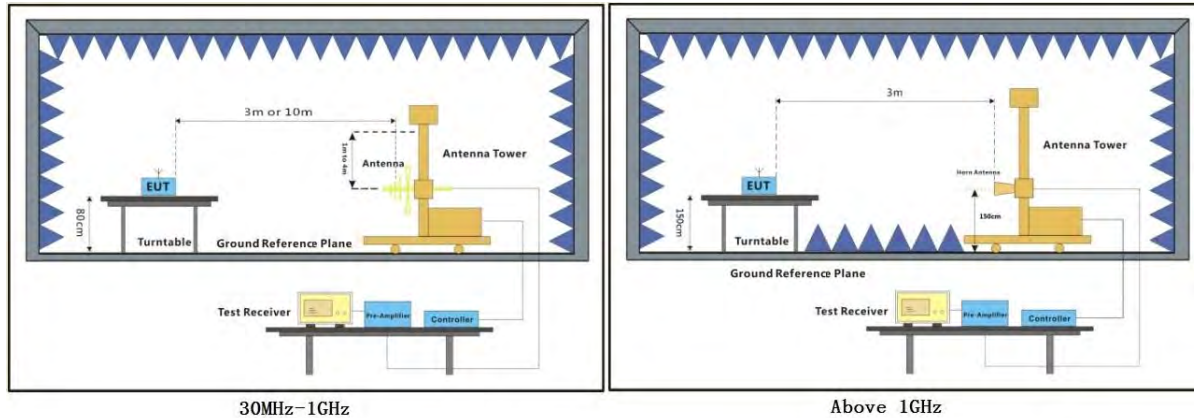
Humidity: 50.2 % RH

Atmospheric Pressure: 1010 mbar

7.7.2 Test Mode Description

Pre-scan / Final test	Mode Code	Description
Final test	04	TX mode_Keep the EUT in continuously transmitting mode with all modulation types. All data rates for each modulation type have been tested and found the data rate @ 1Mbps is the worst case of IEEE 802.11b; data rate @ 6Mbps is the worst case of IEEE 802.11g; data rate @ 6.5Mbps is the worst case of IEEE 802.11n(HT20); data rate @ 13.5Mbps is the worst case of IEEE 802.11n(HT40), final test modes are considering the modulation and worse data rates. Only the data of worst case is recorded in the report.

7.7.3 Test Setup Diagram



7.7.4 Measurement Procedure and Data

- a. For below 1GHz, the EUT was placed on the top of a rotating table 0.8 meters above the ground at a 3 or 10 meter semi-anechoic chamber. The table was rotated 360 degrees to determine the position of the highest radiation.
- b. For above 1GHz, the EUT was placed on the top of a rotating table 1.5 meters above the ground at a 3 meter fully-anechoic chamber. The table was rotated 360 degrees to determine the position of the highest radiation.
- c. The EUT was set 3 or 10 meters away from the interference-receiving antenna, which was mounted on the top of a variable-height antenna tower.
- d. The antenna height is varied from one meter to four meters above the ground to determine the maximum value of the field strength. Both horizontal and vertical polarizations of the antenna are set to make the measurement.
- e. For each suspected emission, the EUT was arranged to its worst case and then the antenna was tuned to heights from 1 meter to 4 meters (for the test frequency of below 30MHz, the antenna was tuned to heights 1 meter) and the rotatable table was turned from 0 degrees to 360 degrees to find the maximum reading.
- f. The test-receiver system was set to Peak Detect Function and Specified Bandwidth with Maximum Hold Mode.
- g. If the emission level of the EUT in peak mode was 10dB lower than the limit specified, then testing could be stopped and the peak values of the EUT would be reported. Otherwise the emissions that did not have 10dB margin would be re-tested one by one using peak, quasi-peak or average method as specified and then reported in a data sheet.
- h. Test the EUT in the lowest channel, the middle channel, the Highest channel.
- i. The radiation measurements are performed in X, Y, Z axis positioning for Transmitting mode, and found the X axis positioning which it is the worst case.
- j. Repeat above procedures until all frequencies measured was complete.

Remark 1: Level= Read Level+ Cable Loss+ Antenna Factor- Preamp Factor

Remark 2: For frequencies above 1GHz, the field strength limits are based on average limits. However, the peak field strength of any emission shall not exceed the maximum permitted average limits specified above by more than 20 dB under any condition of modulation. For the emissions whose peak level is lower than the average limit, only the peak measurement is shown in the report.

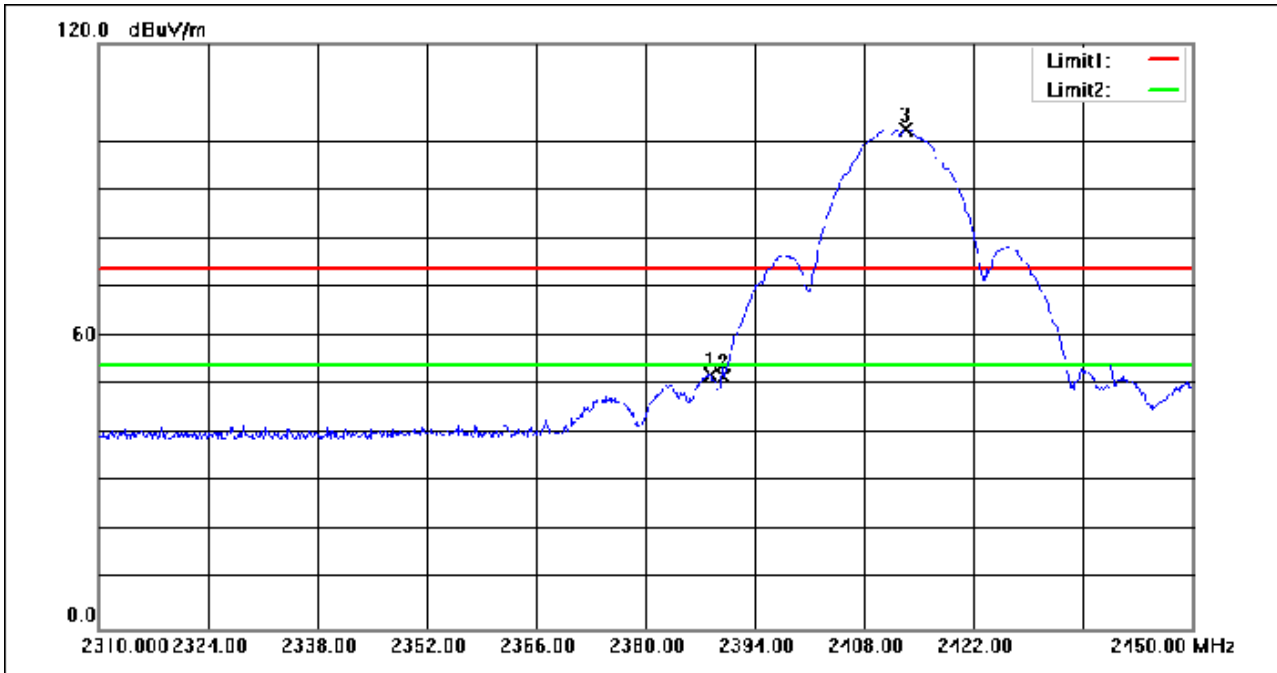
Compliance Certification Services (Kunshan) Inc.

CCSEM-TRF-001 Rev. 02 Sep 01, 2023

Report No.: KSCR230900174503

Page: 24 of 130

Test Mode: 04; Polarity: Horizontal; Modulation:802.11b; Bandwidth:20MHz; Channel:Low



No.	Frequency (MHz)	Reading (dBuV/m)	Correction factor(dB)	Result (dBuV/m)	Limit (dBuV/m)	Margin (dB)	Remark
1	2388.260	72.04	-19.93	52.11	74.00	-21.89	peak
2	2390.000	71.60	-19.92	51.68	74.00	-22.32	peak
3	2413.320	122.33	-19.81	102.52	74.00	28.52	peak

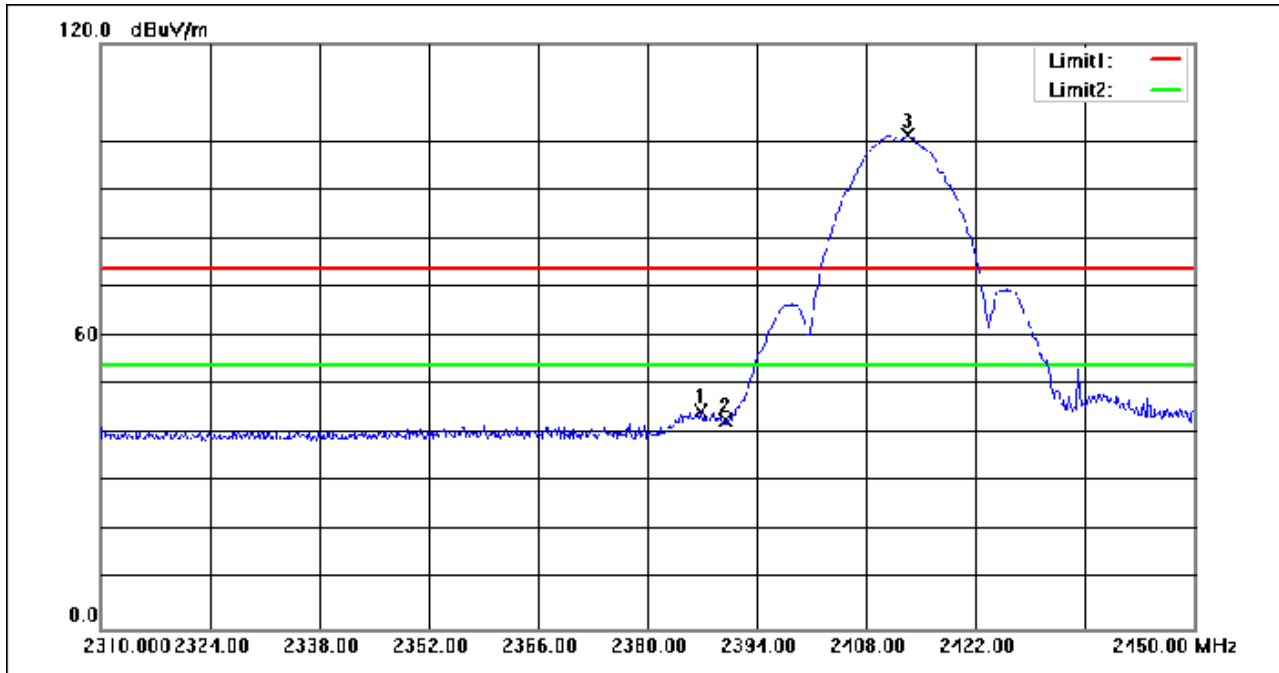
Compliance Certification Services (Kunshan) Inc.

CCSEM-TRF-001 Rev. 02 Sep 01, 2023

Report No.: KSCR230900174503

Page: 25 of 130

Test Mode: 04; Polarity: Vertical; Modulation:802.11b; Bandwidth:20MHz; Channel:Low



No.	Frequency (MHz)	Reading (dBuV/m)	Correction factor(dB)	Result (dBuV/m)	Limit (dBuV/m)	Margin (dB)	Remark
1	2386.720	64.35	-19.94	44.41	74.00	-29.59	peak
2	2390.000	62.58	-19.92	42.66	74.00	-31.34	peak
3	2413.320	120.96	-19.81	101.15	74.00	27.15	peak

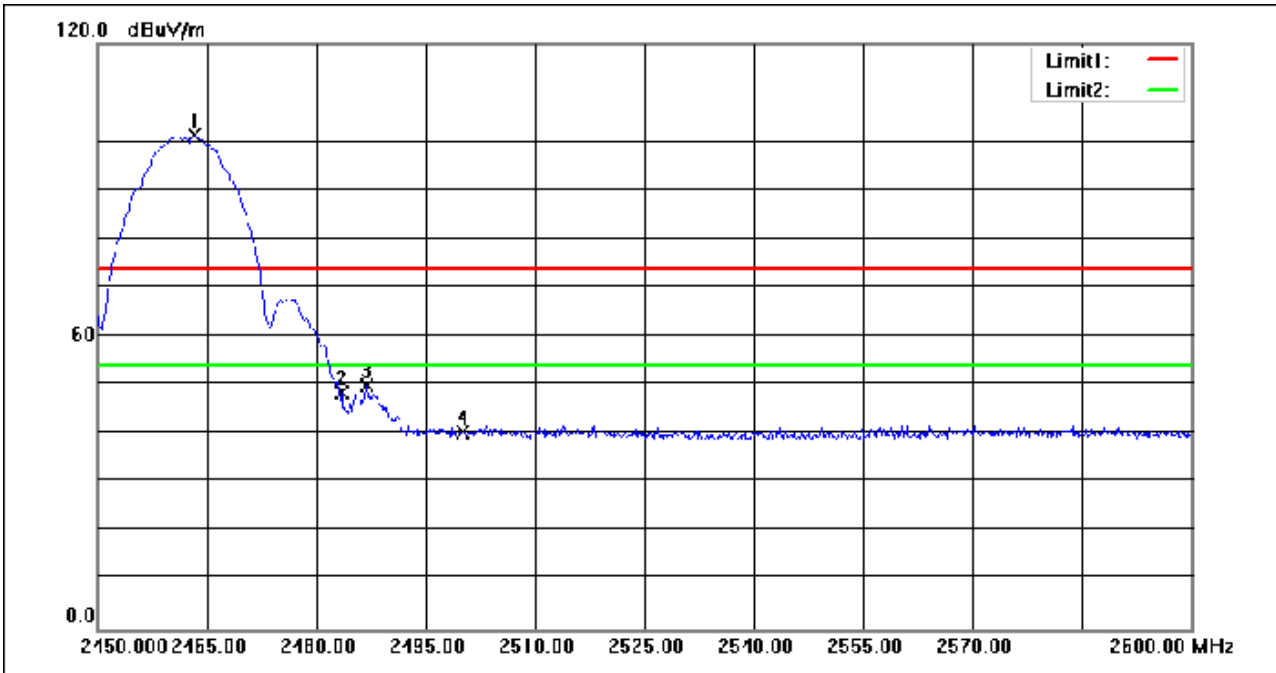
Compliance Certification Services (Kunshan) Inc.

CCSEM-TRF-001 Rev. 02 Sep 01, 2023

Report No.: KSCR230900174503

Page: 26 of 130

Test Mode: 04; Polarity: Horizontal; Modulation:802.11b; Bandwidth:20MHz; Channel:High



No.	Frequency (MHz)	Reading (dBuV/m)	Correction factor(dB)	Result (dBuV/m)	Limit (dBuV/m)	Margin (dB)	Remark
1	2463.350	120.74	-19.57	101.17	74.00	27.17	peak
2	2483.500	67.96	-19.59	48.37	74.00	-25.63	peak
3	2486.900	69.55	-19.59	49.96	74.00	-24.04	peak
4	2500.000	60.03	-19.61	40.42	74.00	-33.58	peak

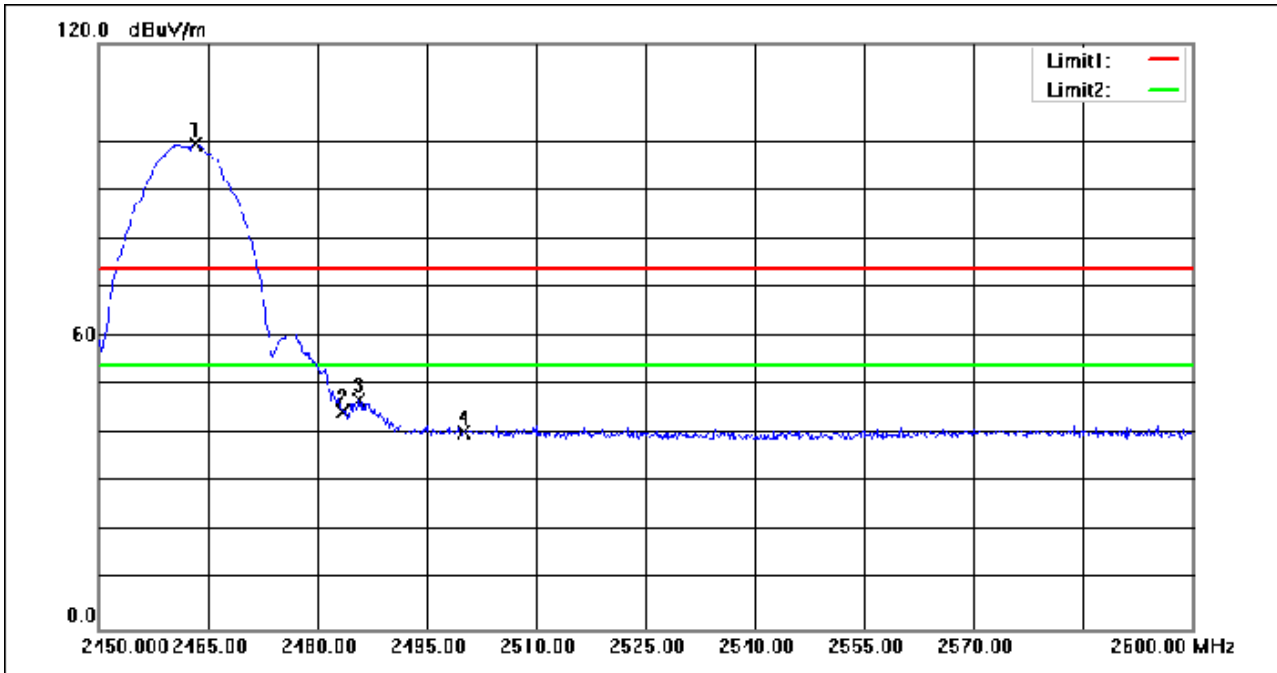
Compliance Certification Services (Kunshan) Inc.

CCSEM-TRF-001 Rev. 02 Sep 01, 2023

Report No.: KSCR230900174503

Page: 27 of 130

Test Mode: 04; Polarity: Vertical; Modulation:802.11b; Bandwidth:20MHz; Channel:High



No.	Frequency (MHz)	Reading (dBuV/m)	Correction factor(dB)	Result (dBuV/m)	Limit (dBuV/m)	Margin (dB)	Remark
1	2463.200	119.03	-19.57	99.46	74.00	25.46	peak
2	2483.500	64.13	-19.59	44.54	74.00	-29.46	peak
3	2485.700	66.50	-19.59	46.91	74.00	-27.09	peak
4	2500.000	59.88	-19.61	40.27	74.00	-33.73	peak

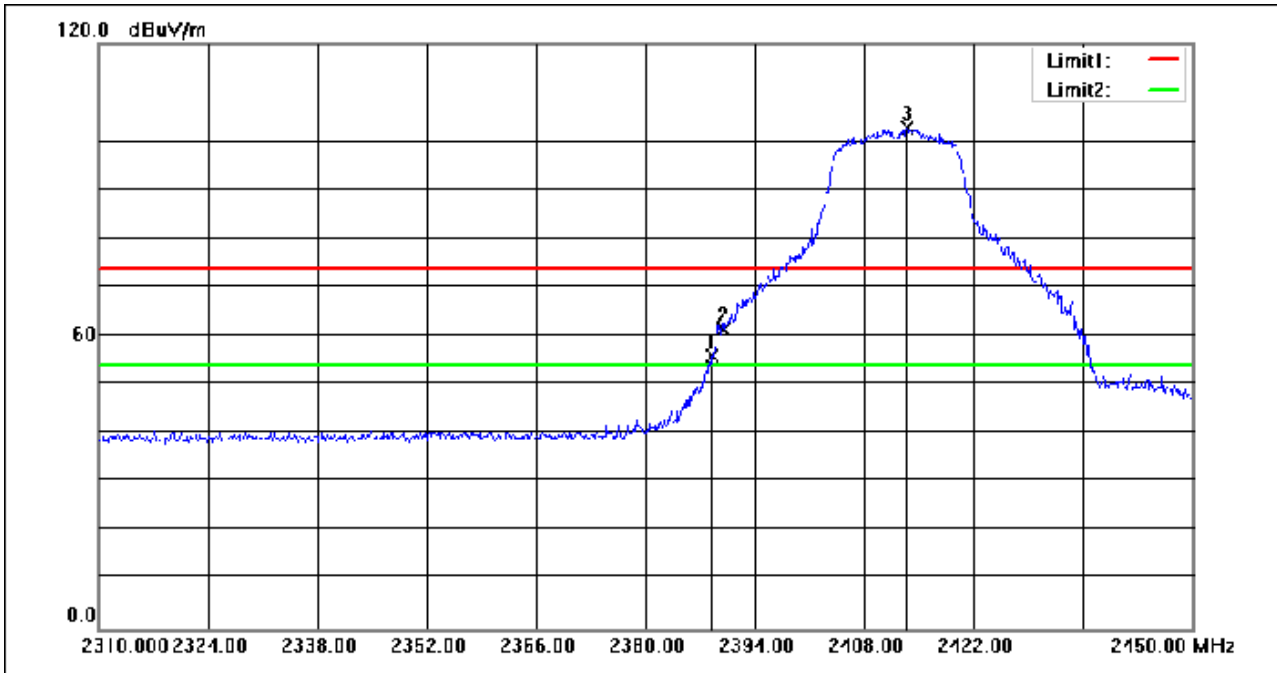
Compliance Certification Services (Kunshan) Inc.

CCSEM-TRF-001 Rev. 02 Sep 01, 2023

Report No.: KSCR230900174503

Page: 28 of 130

Test Mode: 04; Polarity: Horizontal; Modulation:802.11g; Bandwidth:20MHz; Channel:Low



No.	Frequency (MHz)	Reading (dBuV)	Correction factor(dB/m)	Result (dBuV/m)	Limit (dBuV/m)	Margin (dB)	Remark
1	2388.540	75.95	-19.92	56.03	74.00	-17.97	peak
2	2390.000	81.37	-19.92	61.45	74.00	-12.55	peak
3	2413.460	122.54	-19.81	102.73	74.00	28.73	peak

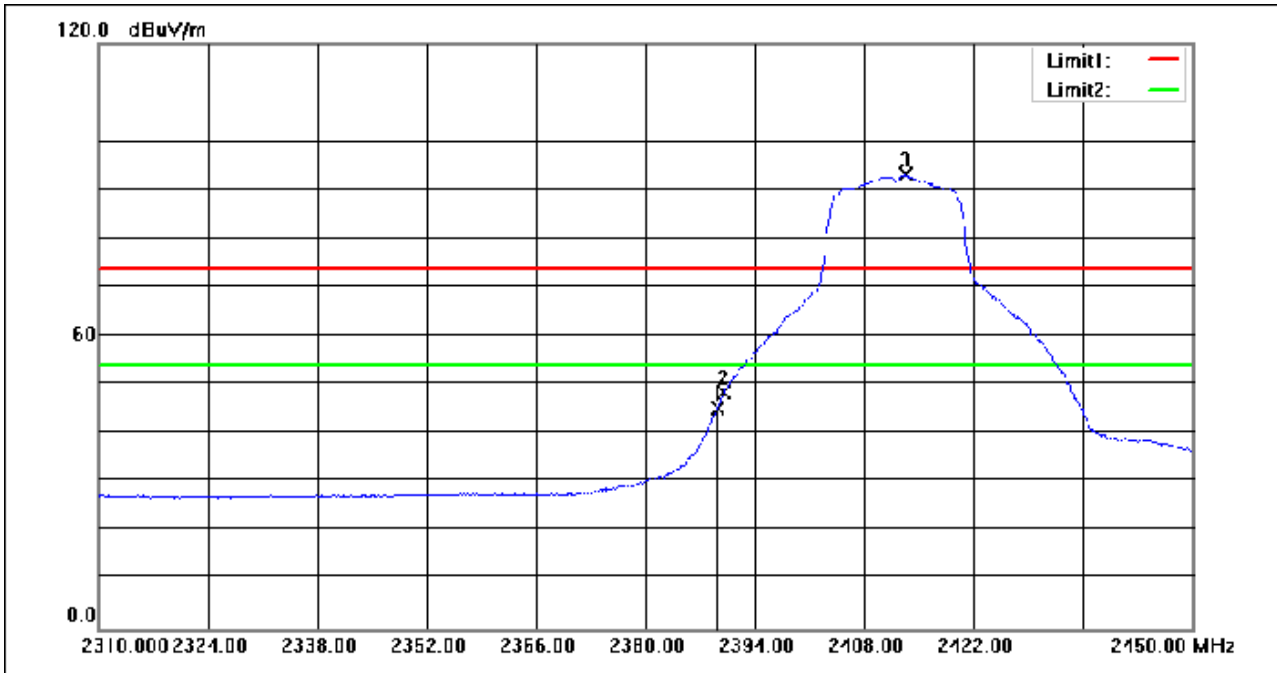
Compliance Certification Services (Kunshan) Inc.

CCSEM-TRF-001 Rev. 02 Sep 01, 2023

Report No.: KSCR230900174503

Page: 29 of 130

Test Mode: 04; Polarity: Horizontal; Modulation:802.11g; Bandwidth:20MHz; Channel:Low



No.	Frequency (MHz)	Reading (dBuV)	Correction factor(dB/m)	Result (dBuV/m)	Limit (dBuV/m)	Margin (dB)	Remark
1	2389.240	65.06	-19.92	45.14	54.00	-8.86	AVG
2	2390.000	68.35	-19.92	48.43	54.00	-5.57	AVG
3	2413.320	113.02	-19.81	93.21	54.00	39.21	AVG

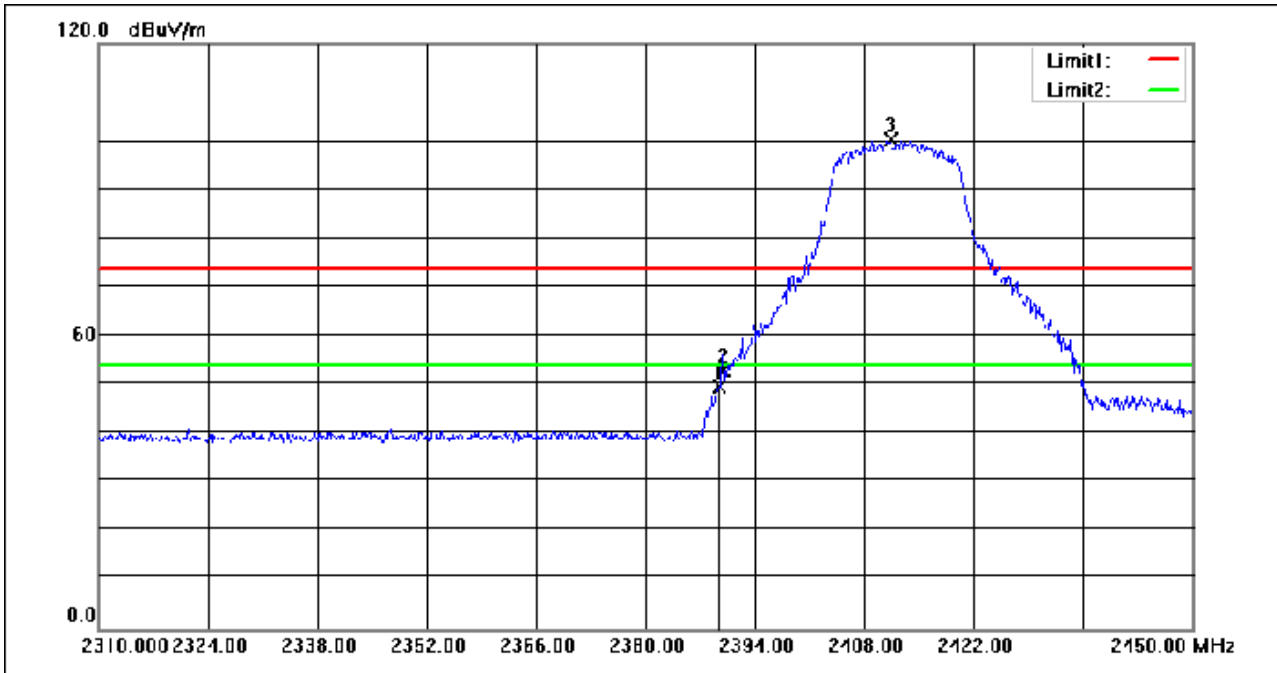
Compliance Certification Services (Kunshan) Inc.

CCSEM-TRF-001 Rev. 02 Sep 01, 2023

Report No.: KSCR230900174503

Page: 30 of 130

Test Mode: 04; Polarity: Vertical; Modulation:802.11g; Bandwidth:20MHz; Channel:Low



No.	Frequency (MHz)	Reading (dBuV)	Correction factor(dB/m)	Result (dBuV/m)	Limit (dBuV/m)	Margin (dB)	Remark
1	2389.380	69.68	-19.92	49.76	74.00	-24.24	peak
2	2390.000	72.87	-19.92	52.95	74.00	-21.05	peak
3	2411.360	120.05	-19.82	100.23	74.00	26.23	peak

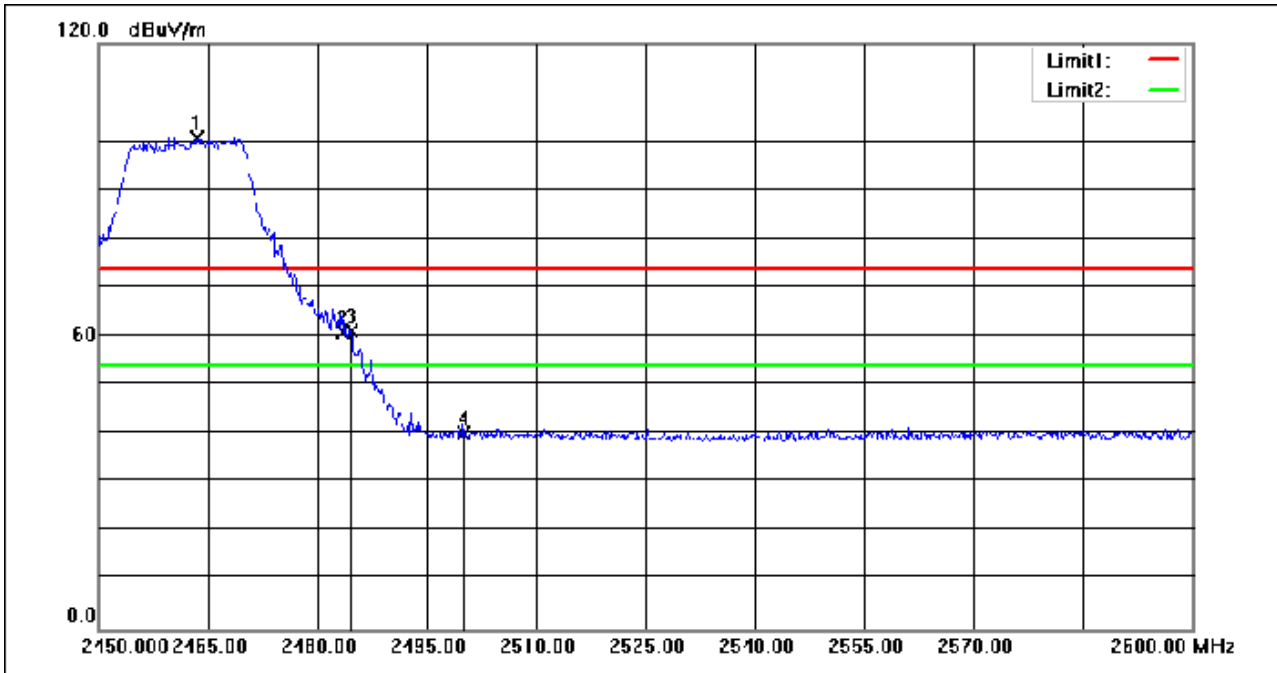
Compliance Certification Services (Kunshan) Inc.

CCSEM-TRF-001 Rev. 02 Sep 01, 2023

Report No.: KSCR230900174503

Page: 31 of 130

Test Mode: 04; Polarity: Horizontal; Modulation:802.11g; Bandwidth:20MHz; Channel:High



No.	Frequency (MHz)	Reading (dBuV)	Correction factor(dB/m)	Result (dBuV/m)	Limit (dBuV/m)	Margin (dB)	Remark
1	2463.500	120.32	-19.57	100.75	74.00	26.75	peak
2	2483.500	80.25	-19.59	60.66	74.00	-13.34	peak
3	2484.650	80.70	-19.59	61.11	74.00	-12.89	peak
4	2500.000	59.76	-19.61	40.15	74.00	-33.85	peak

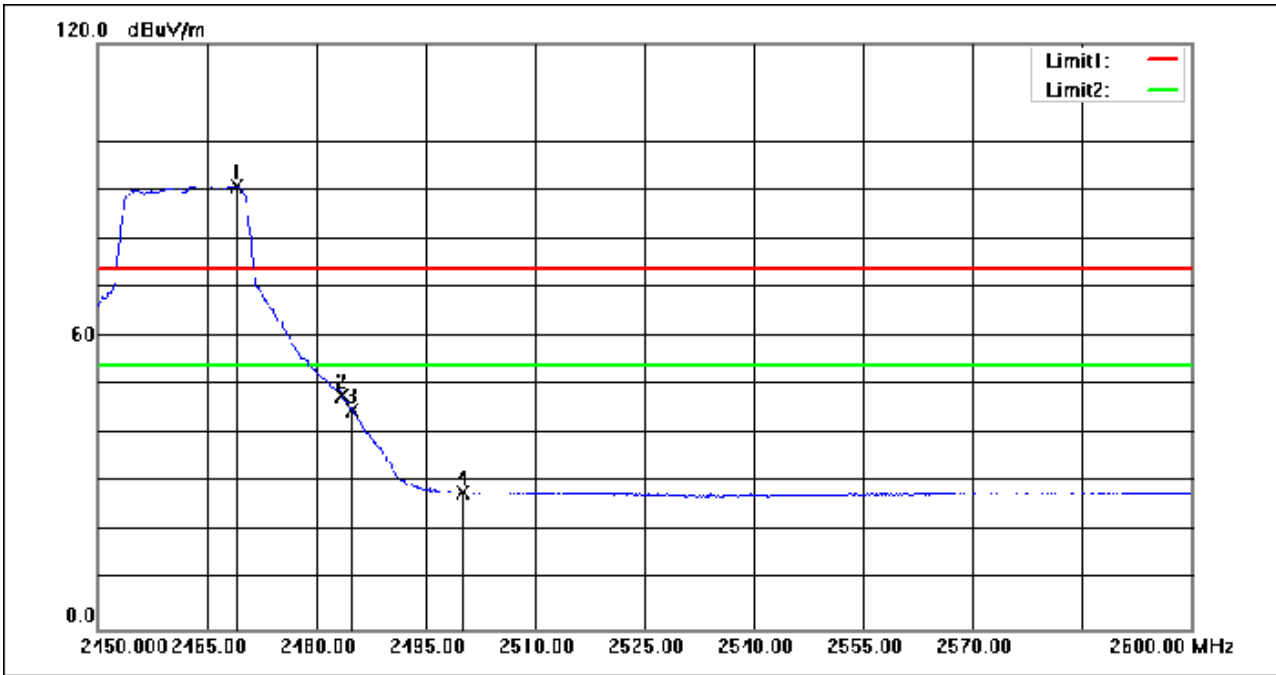
Compliance Certification Services (Kunshan) Inc.

CCSEM-TRF-001 Rev. 02 Sep 01, 2023

Report No.: KSCR230900174503

Page: 32 of 130

Test Mode: 04; Polarity: Horizontal; Modulation:802.11g; Bandwidth:20MHz; Channel:High



No.	Frequency (MHz)	Reading (dBuV)	Correction factor(dB/m)	Result (dBuV/m)	Limit (dBuV/m)	Margin (dB)	Remark
1	2469.050	110.43	-19.57	90.86	54.00	36.86	AVG
2	2483.500	67.49	-19.59	47.90	54.00	-6.10	AVG
3	2484.950	64.55	-19.59	44.96	54.00	-9.04	AVG
4	2500.000	47.57	-19.61	27.96	54.00	-26.04	AVG

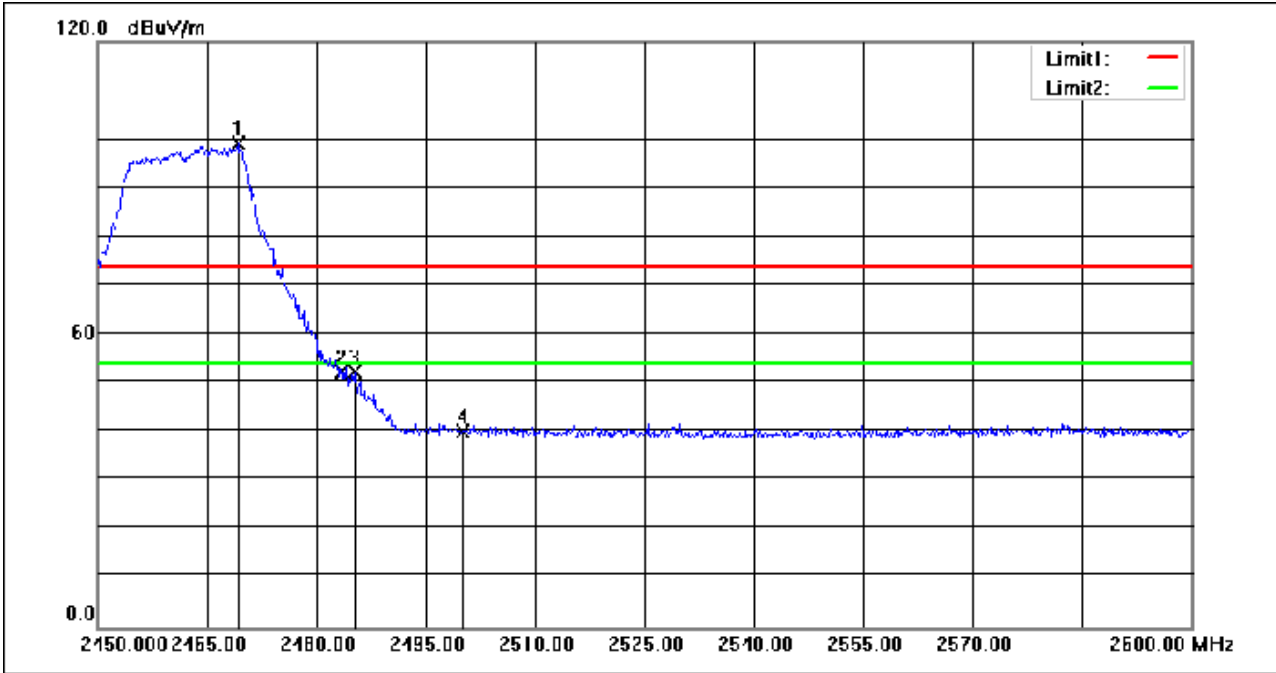
Compliance Certification Services (Kunshan) Inc.

CCSEM-TRF-001 Rev. 02 Sep 01, 2023

Report No.: KSCR230900174503

Page: 33 of 130

Test Mode: 04; Polarity: Vertical; Modulation:802.11g; Bandwidth:20MHz; Channel:High



No.	Frequency (MHz)	Reading (dBuV)	Correction factor(dB/m)	Result (dBuV/m)	Limit (dBuV/m)	Margin (dB)	Remark
1	2469.200	118.75	-19.57	99.18	74.00	25.18	peak
2	2483.500	71.88	-19.59	52.29	74.00	-21.71	peak
3	2485.250	72.01	-19.59	52.42	74.00	-21.58	peak
4	2500.000	59.70	-19.61	40.09	74.00	-33.91	peak

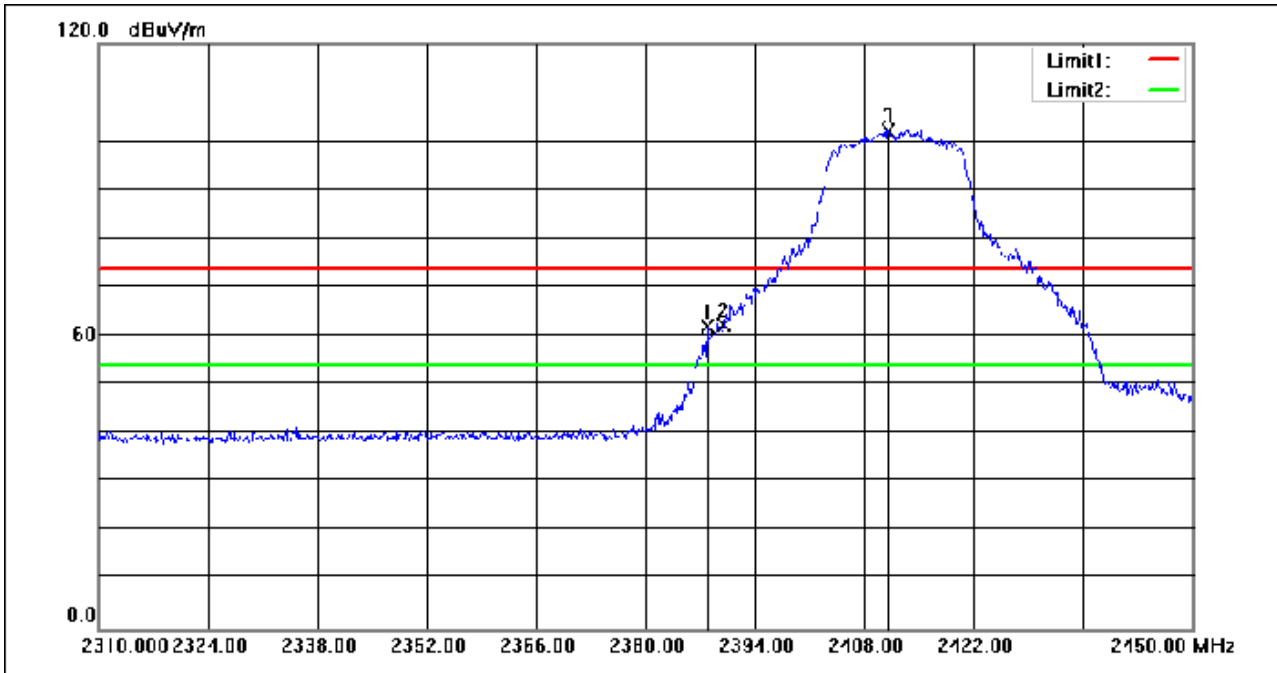
Compliance Certification Services (Kunshan) Inc.

CCSEM-TRF-001 Rev. 02 Sep 01, 2023

Report No.: KSCR230900174503

Page: 34 of 130

Test Mode: 04; Polarity: Horizontal; Modulation:802.11n; Bandwidth:20MHz; Channel:Low



No.	Frequency (MHz)	Reading (dBuV)	Correction factor(dB/m)	Result (dBuV/m)	Limit (dBuV/m)	Margin (dB)	Remark
1	2387.840	81.83	-19.93	61.90	74.00	-12.10	peak
2	2390.000	82.26	-19.92	62.34	74.00	-11.66	peak
3	2411.080	122.00	-19.83	102.17	74.00	28.17	peak

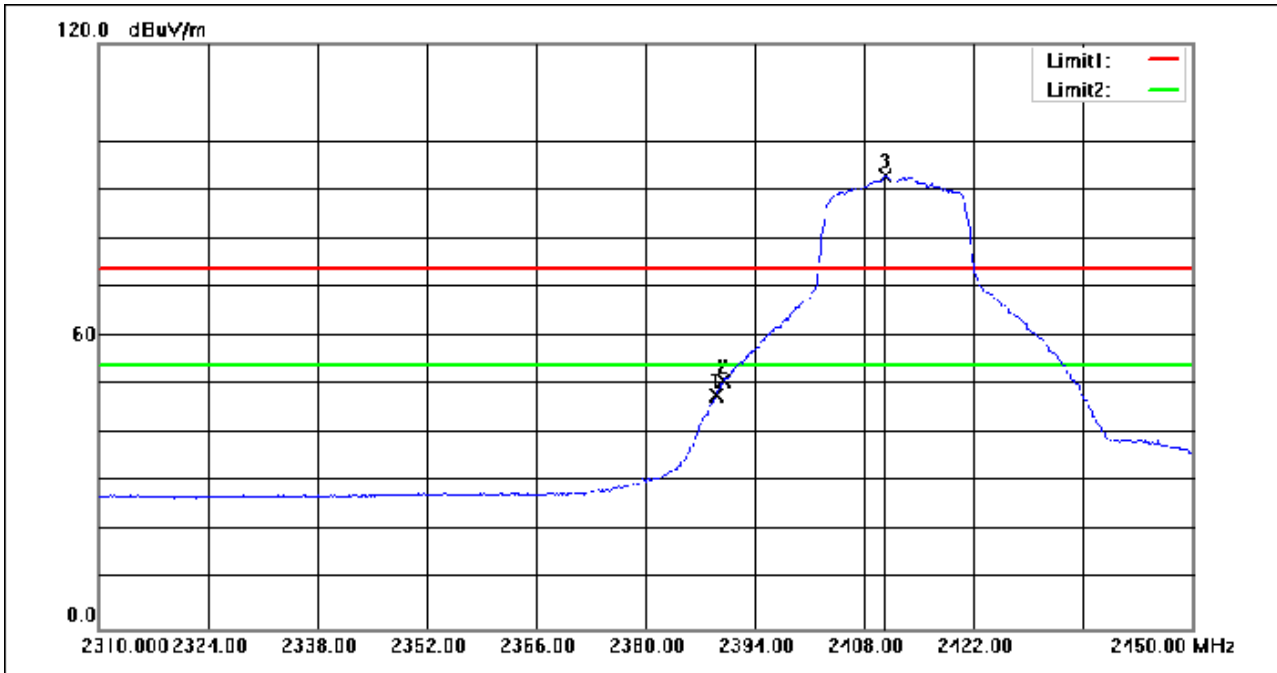
Compliance Certification Services (Kunshan) Inc.

CCSEM-TRF-001 Rev. 02 Sep 01, 2023

Report No.: KSCR230900174503

Page: 35 of 130

Test Mode: 04; Polarity: Horizontal; Modulation:802.11n; Bandwidth:20MHz; Channel:Low



No.	Frequency (MHz)	Reading (dBuV)	Correction factor(dB/m)	Result (dBuV/m)	Limit (dBuV/m)	Margin (dB)	Remark
1	2389.100	67.74	-19.92	47.82	54.00	-6.18	AVG
2	2390.000	70.71	-19.92	50.79	54.00	-3.21	AVG
3	2410.660	112.61	-19.83	92.78	54.00	38.78	AVG

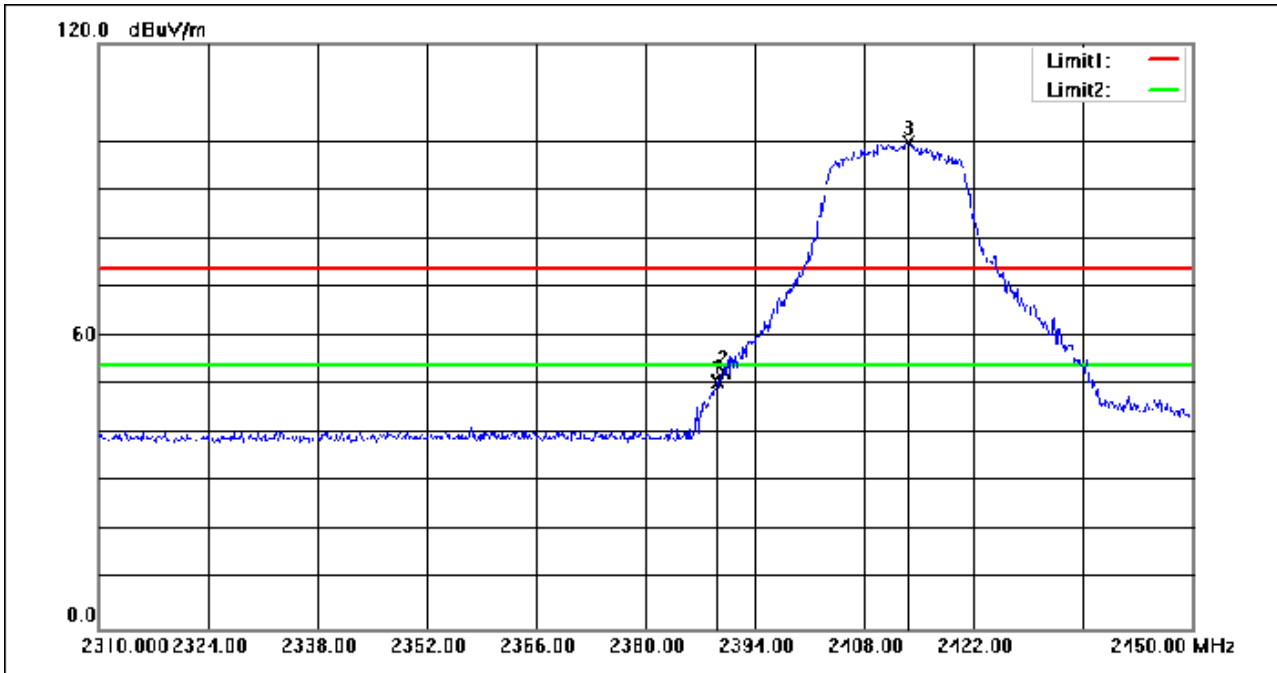
Compliance Certification Services (Kunshan) Inc.

CCSEM-TRF-001 Rev. 02 Sep 01, 2023

Report No.: KSCR230900174503

Page: 36 of 130

Test Mode: 04; Polarity: Vertical; Modulation:802.11n; Bandwidth:20MHz; Channel:Low



No.	Frequency (MHz)	Reading (dBuV)	Correction factor(dB/m)	Result (dBuV/m)	Limit (dBuV/m)	Margin (dB)	Remark
1	2389.240	70.50	-19.92	50.58	74.00	-23.42	peak
2	2390.000	72.43	-19.92	52.51	74.00	-21.49	peak
3	2413.740	119.42	-19.81	99.61	74.00	25.61	peak

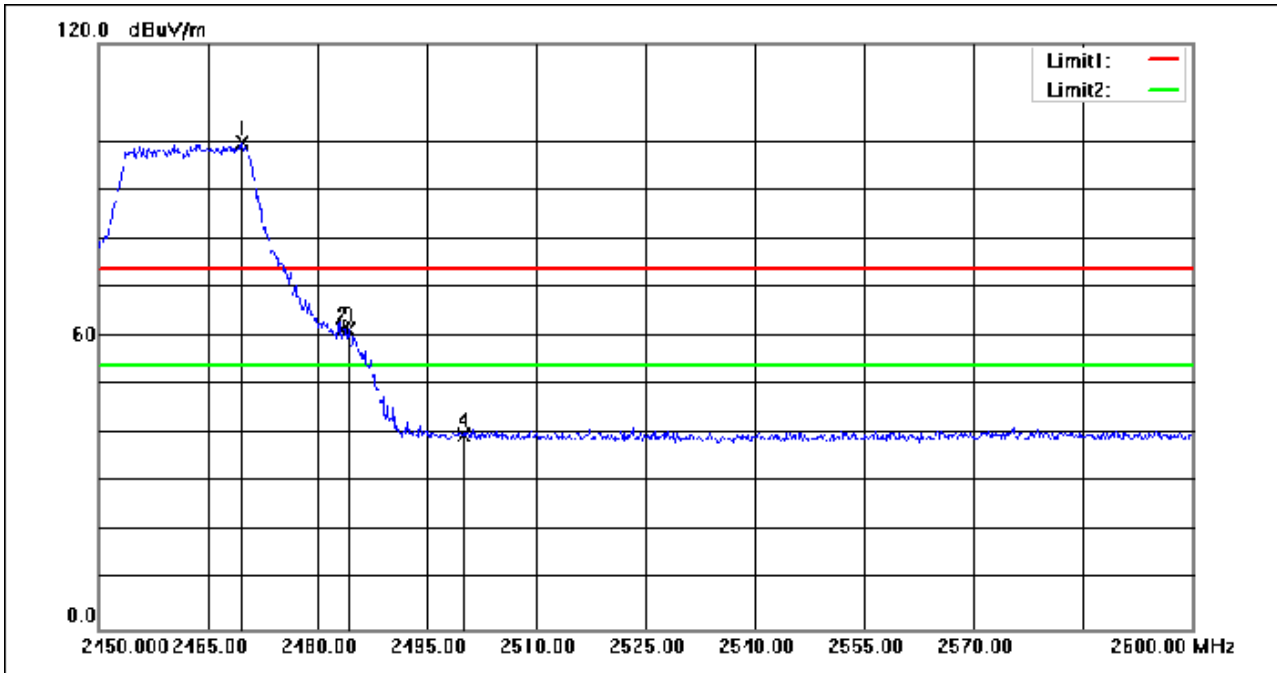
Compliance Certification Services (Kunshan) Inc.

CCSEM-TRF-001 Rev. 02 Sep 01, 2023

Report No.: KSCR230900174503

Page: 37 of 130

Test Mode: 04; Polarity: Horizontal; Modulation:802.11n; Bandwidth:20MHz; Channel:High



No.	Frequency (MHz)	Reading (dBuV)	Correction factor(dB/m)	Result (dBuV/m)	Limit (dBuV/m)	Margin (dB)	Remark
1	2469.650	119.33	-19.57	99.76	74.00	25.76	peak
2	2483.500	81.08	-19.59	61.49	74.00	-12.51	peak
3	2484.200	81.08	-19.60	61.48	74.00	-12.52	peak
4	2500.000	59.48	-19.61	39.87	74.00	-34.13	peak

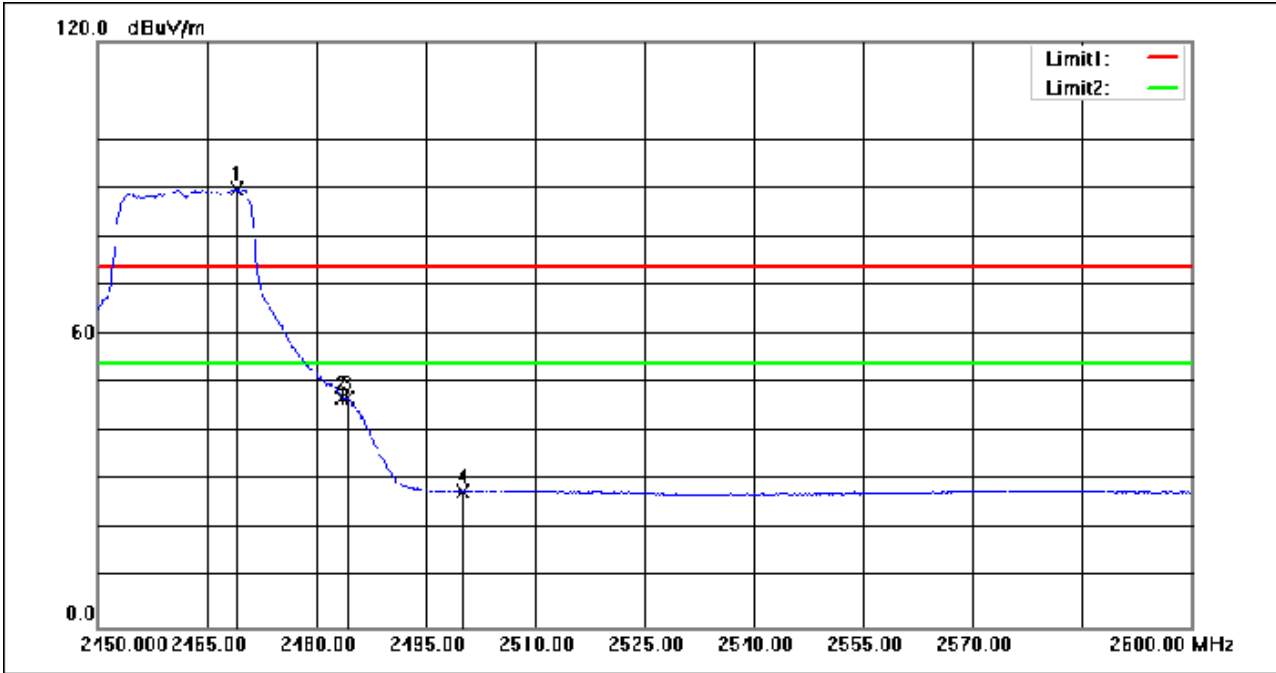
Compliance Certification Services (Kunshan) Inc.

CCSEM-TRF-001 Rev. 02 Sep 01, 2023

Report No.: KSCR230900174503

Page: 38 of 130

Test Mode: 04; Polarity: Horizontal; Modulation:802.11n; Bandwidth:20MHz; Channel:High



No.	Frequency (MHz)	Reading (dBuV)	Correction factor(dB/m)	Result (dBuV/m)	Limit (dBuV/m)	Margin (dB)	Remark
1	2469.050	109.28	-19.57	89.71	54.00	35.71	AVG
2	2483.500	66.64	-19.59	47.05	54.00	-6.95	AVG
3	2484.350	66.41	-19.60	46.81	54.00	-7.19	AVG
4	2500.000	47.50	-19.61	27.89	54.00	-26.11	AVG

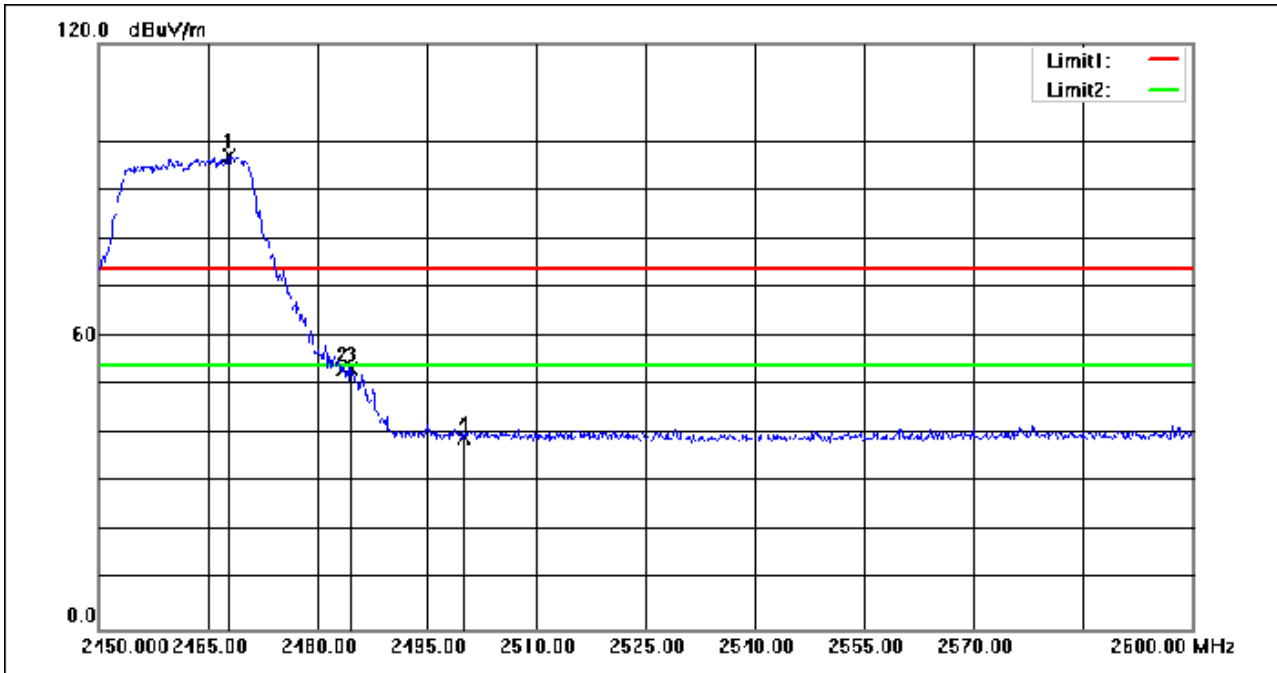
Compliance Certification Services (Kunshan) Inc.

CCSEM-TRF-001 Rev. 02 Sep 01, 2023

Report No.: KSCR230900174503

Page: 39 of 130

Test Mode: 04; Polarity: Vertical; Modulation:802.11n; Bandwidth:20MHz; Channel:High



No.	Frequency (MHz)	Reading (dBuV)	Correction factor(dB/m)	Result (dBuV/m)	Limit (dBuV/m)	Margin (dB)	Remark
1	2467.850	116.66	-19.57	97.09	74.00	23.09	peak
2	2483.500	72.78	-19.59	53.19	74.00	-20.81	peak
3	2484.650	72.75	-19.59	53.16	74.00	-20.84	peak
4	2500.000	58.72	-19.61	39.11	74.00	-34.89	peak

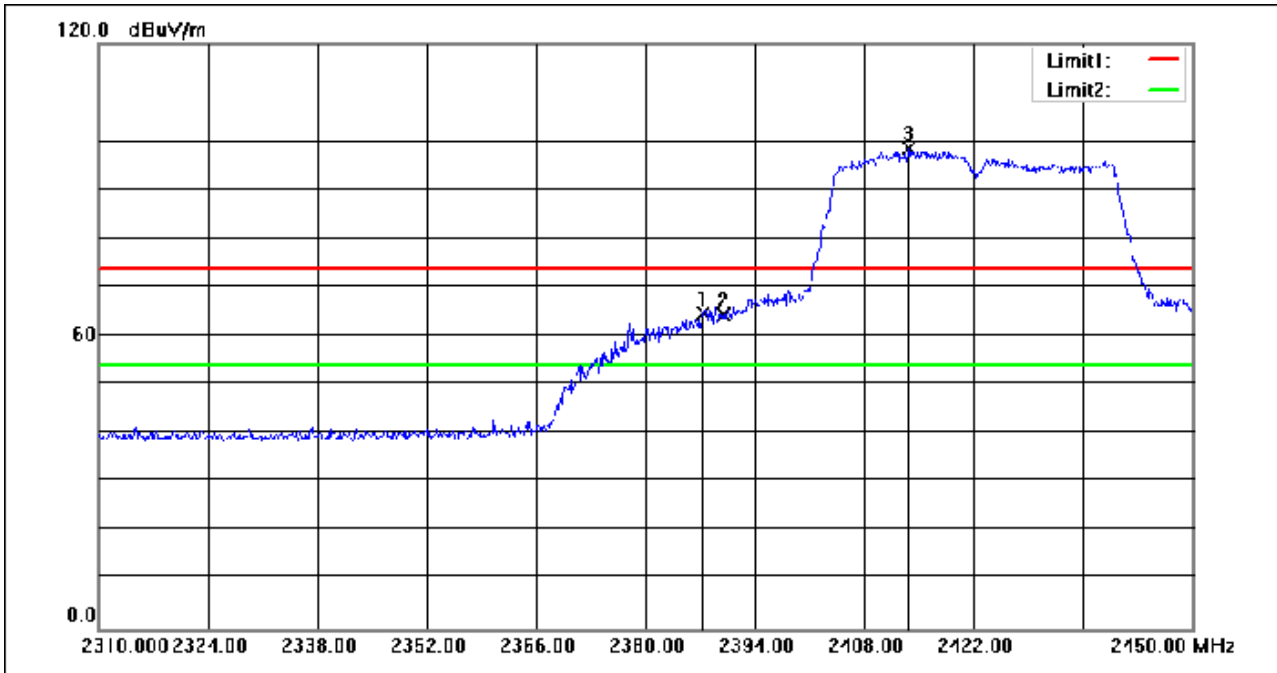
Compliance Certification Services (Kunshan) Inc.

CCSEM-TRF-001 Rev. 02 Sep 01, 2023

Report No.: KSCR230900174503

Page: 40 of 130

Test Mode: 04; Polarity: Horizontal; Modulation:802.11n; Bandwidth:40MHz; Channel:Low



No.	Frequency (MHz)	Reading (dBuV)	Correction factor(dB/m)	Result (dBuV/m)	Limit (dBuV/m)	Margin (dB)	Remark
1	2387.420	84.69	-19.93	64.76	74.00	-9.24	peak
2	2390.000	84.37	-19.92	64.45	74.00	-9.55	peak
3	2413.740	118.34	-19.81	98.53	74.00	24.53	peak

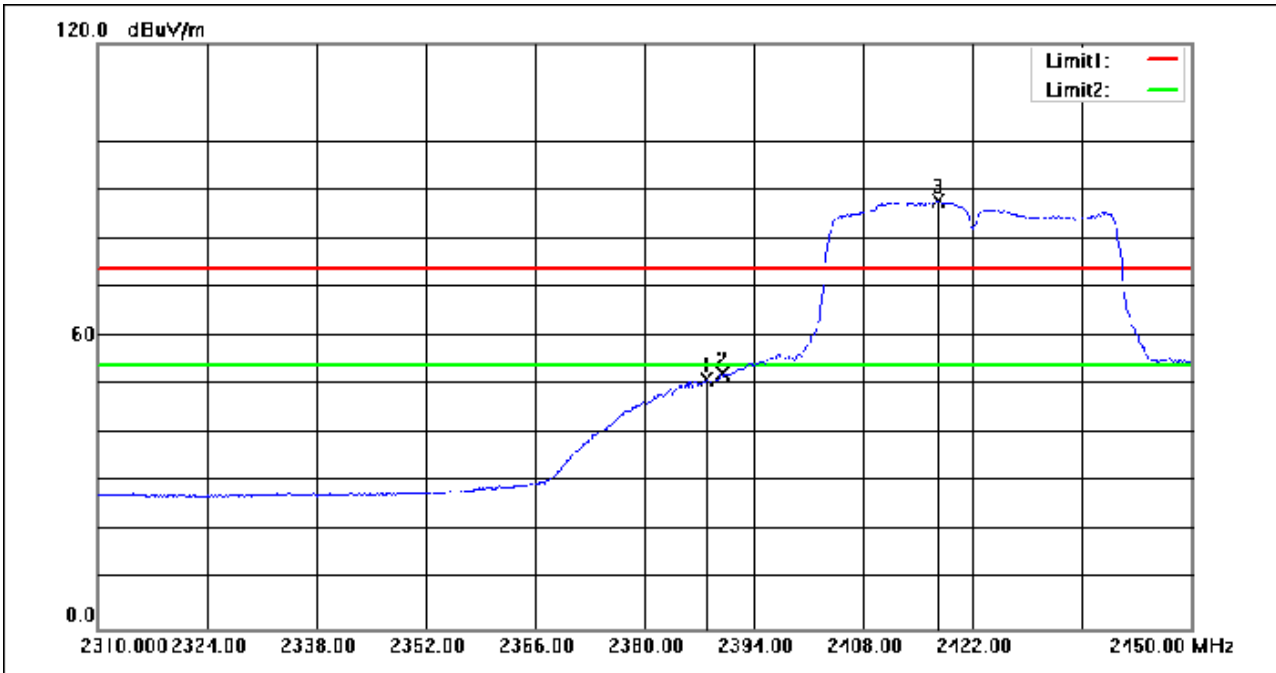
Compliance Certification Services (Kunshan) Inc.

CCSEM-TRF-001 Rev. 02 Sep 01, 2023

Report No.: KSCR230900174503

Page: 41 of 130

Test Mode: 04; Polarity: Horizontal; Modulation:802.11n; Bandwidth:40MHz; Channel:Low



No.	Frequency (MHz)	Reading (dBuV)	Correction factor(dB/m)	Result (dBuV/m)	Limit (dBuV/m)	Margin (dB)	Remark
1	2387.980	71.08	-19.93	51.15	54.00	-2.85	AVG
2	2390.000	72.24	-19.92	52.32	54.00	-1.68	AVG
3	2417.520	107.55	-19.78	87.77	54.00	33.77	AVG

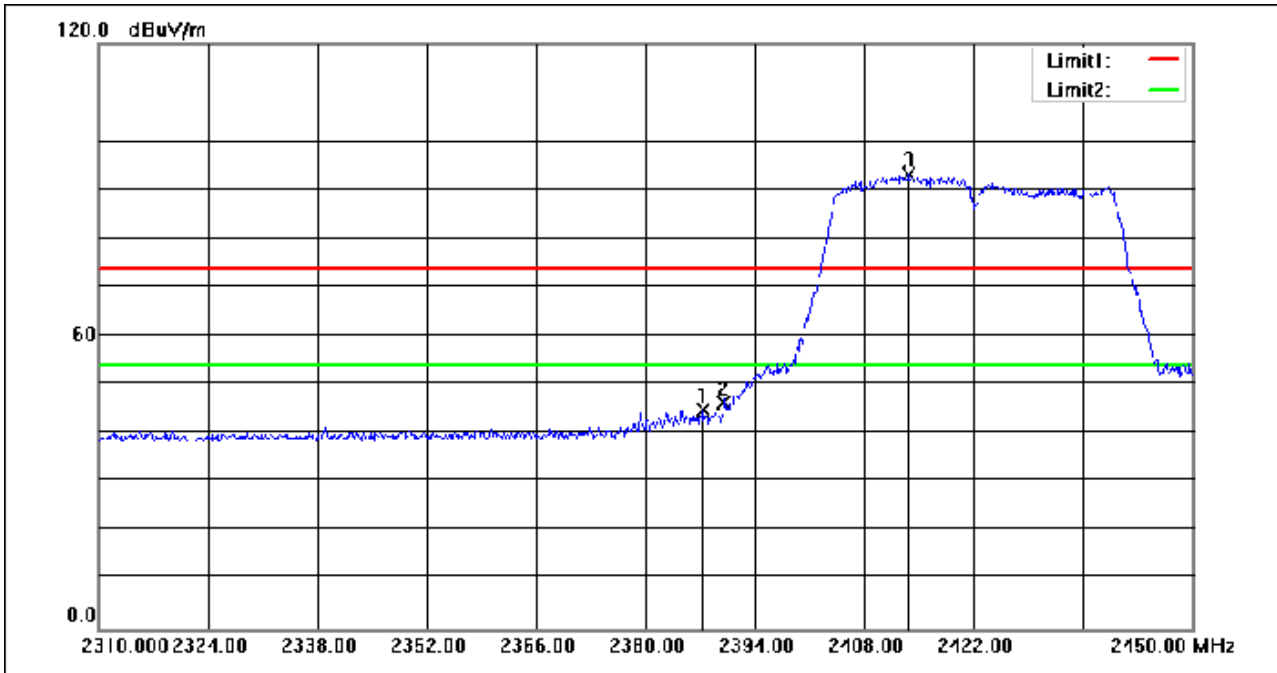
Compliance Certification Services (Kunshan) Inc.

CCSEM-TRF-001 Rev. 02 Sep 01, 2023

Report No.: KSCR230900174503

Page: 42 of 130

Test Mode: 04; Polarity: Vertical; Modulation:802.11n; Bandwidth:40MHz; Channel:Low



No.	Frequency (MHz)	Reading (dBuV)	Correction factor(dB/m)	Result (dBuV/m)	Limit (dBuV/m)	Margin (dB)	Remark
1	2387.420	64.76	-19.93	44.83	74.00	-29.17	peak
2	2390.000	66.12	-19.92	46.20	74.00	-27.80	peak
3	2413.740	112.88	-19.81	93.07	74.00	19.07	peak

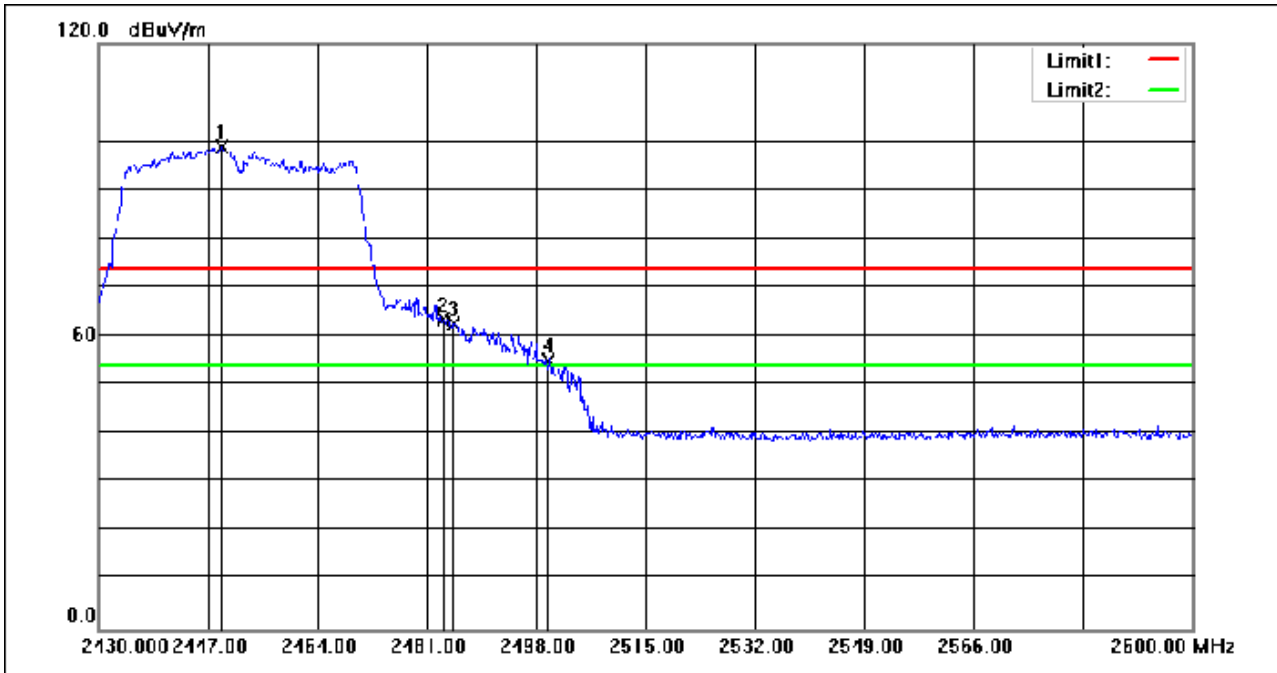
Compliance Certification Services (Kunshan) Inc.

CCSEM-TRF-001 Rev. 02 Sep 01, 2023

Report No.: KSCR230900174503

Page: 43 of 130

Test Mode: 04; Polarity: Horizontal; Modulation:802.11n; Bandwidth:40MHz; Channel:High



No.	Frequency (MHz)	Reading (dBuV)	Correction factor(dB/m)	Result (dBuV/m)	Limit (dBuV/m)	Margin (dB)	Remark
1	2449.210	118.50	-19.56	98.94	74.00	24.94	peak
2	2483.500	83.14	-19.59	63.55	74.00	-10.45	peak
3	2485.250	82.28	-19.59	62.69	74.00	-11.31	peak
4	2500.000	74.58	-19.61	54.97	74.00	-19.03	peak

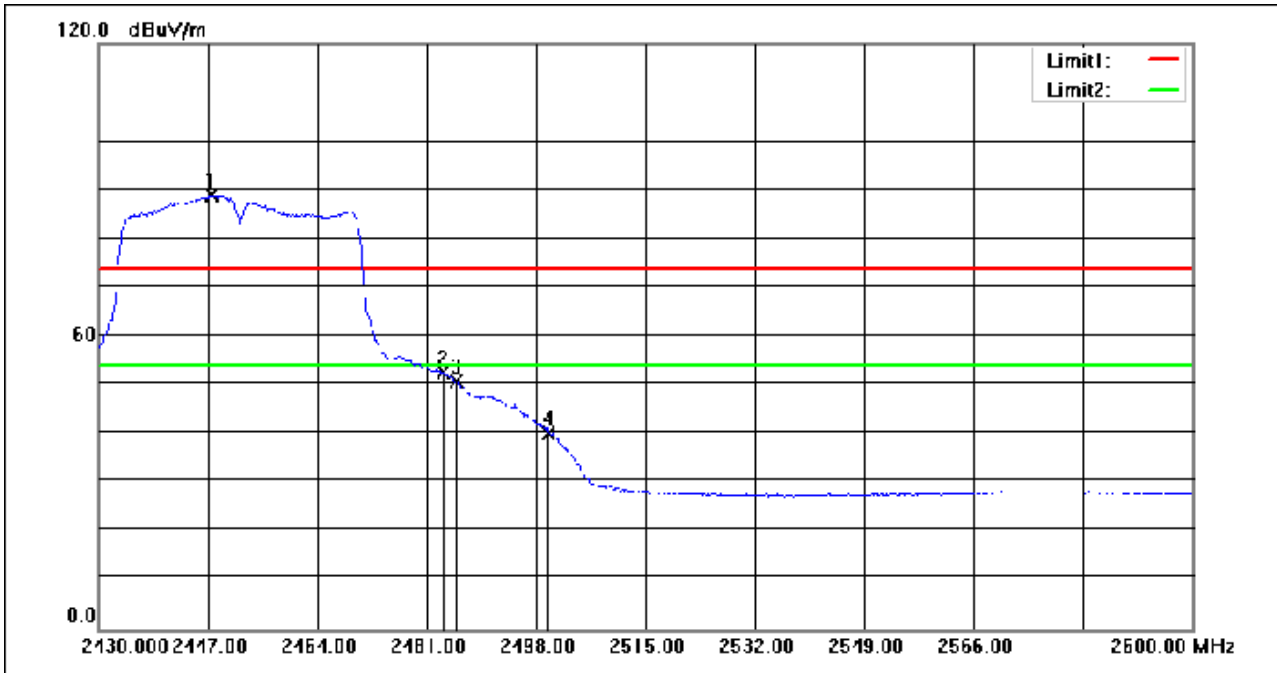
Compliance Certification Services (Kunshan) Inc.

CCSEM-TRF-001 Rev. 02 Sep 01, 2023

Report No.: KSCR230900174503

Page: 44 of 130

Test Mode: 04; Polarity: Horizontal; Modulation:802.11n; Bandwidth:40MHz; Channel:High



No.	Frequency (MHz)	Reading (dBuV)	Correction factor(dB/m)	Result (dBuV/m)	Limit (dBuV/m)	Margin (dB)	Remark
1	2447.510	108.49	-19.57	88.92	54.00	34.92	AVG
2	2483.500	72.22	-19.59	52.63	54.00	-1.37	AVG
3	2485.590	70.47	-19.59	50.88	54.00	-3.12	AVG
4	2500.000	59.78	-19.61	40.17	54.00	-13.83	AVG

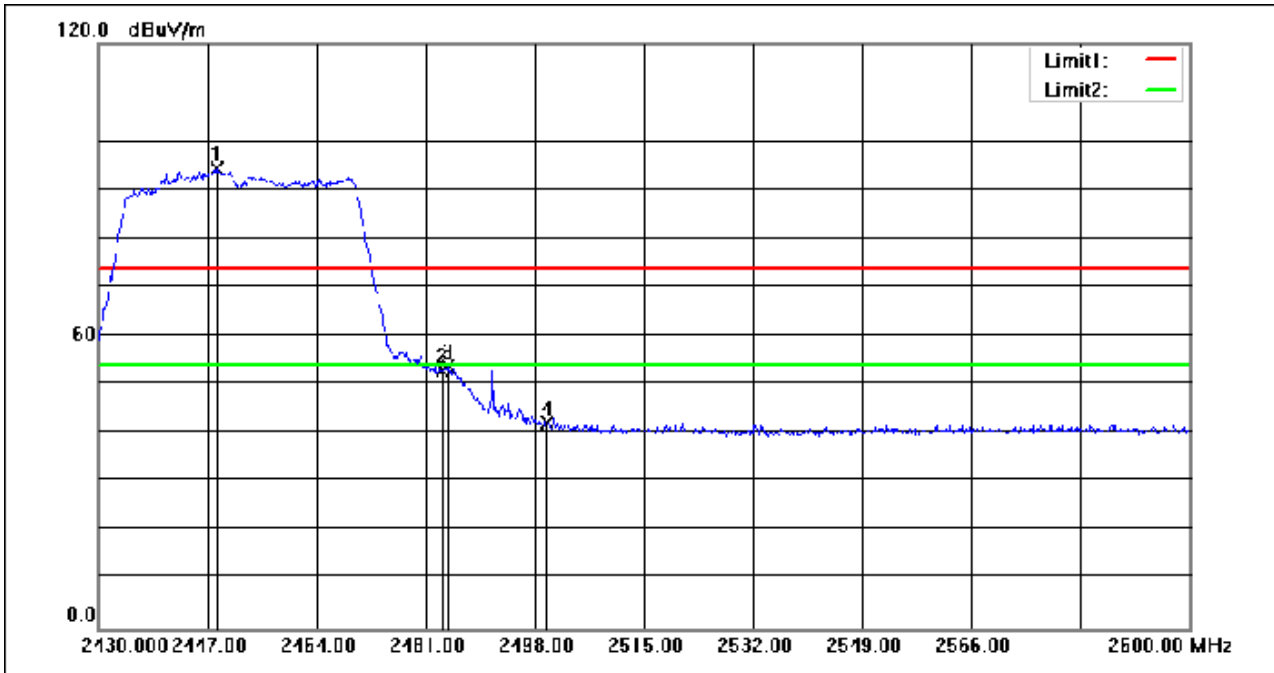
Compliance Certification Services (Kunshan) Inc.

CCSEM-TRF-001 Rev. 02 Sep 01, 2023

Report No.: KSCR230900174503

Page: 45 of 130

Test Mode: 04; Polarity: Vertical; Modulation:802.11n; Bandwidth:40MHz; Channel:High



No.	Frequency (MHz)	Reading (dBuV)	Correction factor(dB/m)	Result (dBuV/m)	Limit (dBuV/m)	Margin (dB)	Remark
1	2448.360	113.80	-19.57	94.23	74.00	40.23	peak
2	2483.500	72.56	-19.59	52.97	74.00	-21.03	peak
3	2484.570	73.44	-19.60	53.84	74.00	-20.16	peak
4	2500.000	61.82	-19.61	42.21	74.00	-31.79	peak

7.8 Radiated Spurious Emissions Below 1GHz

Test Requirement 47 CFR Part 15, Subpart C 15.205 & 15.209

Test Method: ANSI C63.10 (2013) Section 6.4,6.5

Limit:

Frequency(MHz)	Field strength(microvolts/meter)	Measurement distance(meters)
0.009-0.490	2400/F(kHz)	300
0.490-1.705	24000/F(kHz)	30
1.705-30.0	30	30
30-88	100	3
88-216	150	3
216-960	200	3
960-1000	500	3

7.8.1 E.U.T. Operation

Operating Environment:

Temperature: 20.5 °C

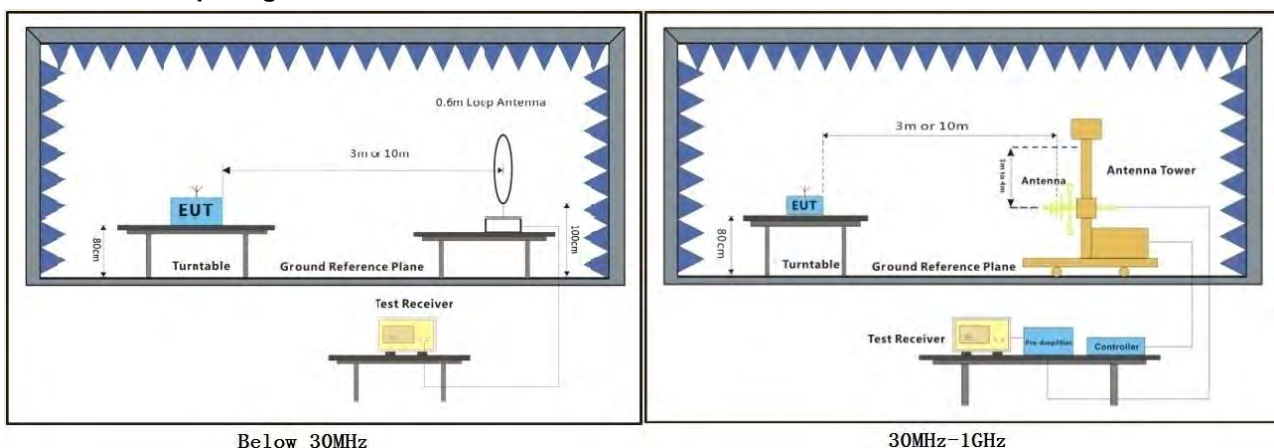
Humidity: 50.5 % RH

Atmospheric Pressure: 1010 mbar

7.8.2 Test Mode Description

Pre-scan / Final test	Mode Code	Description
Final test	04	TX mode_Keep the EUT in continuously transmitting mode with all modulation types. All data rates for each modulation type have been tested and found the data rate @ 1Mbps is the worst case of IEEE 802.11b; data rate @ 6Mbps is the worst case of IEEE 802.11g; data rate @ 6.5Mbps is the worst case of IEEE 802.11n(HT20); data rate @ 13.5Mbps is the worst case of IEEE 802.11n(HT40), final test modes are considering the modulation and worse data rates. Only the data of worst case is recorded in the report.

7.8.3 Test Setup Diagram



7.8.4 Measurement Procedure and Data

- a. For below 1GHz, the EUT was placed on the top of a rotating table 0.8 meters above the ground at a 3 or 10 meter semi-anechoic chamber. The table was rotated 360 degrees to determine the position of the highest radiation.
- b. The EUT was set 3 or 10 meters away from the interference-receiving antenna, which was mounted on the top of a variable-height antenna tower.
- c. The antenna height is varied from one meter to four meters above the ground to determine the maximum value of the field strength. Both horizontal and vertical polarizations of the antenna are set to make the measurement.
- d. For each suspected emission, the EUT was arranged to its worst case and then the antenna was tuned to heights from 1 meter to 4 meters (for the test frequency of below 30MHz, the antenna was tuned to heights 1 meter) and the rotatable table was turned from 0 degrees to 360 degrees to find the maximum reading.
- e. The test-receiver system was set to Peak Detect Function and Specified Bandwidth with Maximum Hold Mode.
- f. If the emission level of the EUT in peak mode was 10dB lower than the limit specified, then testing could be stopped and the peak values of the EUT would be reported. Otherwise the emissions that did not have 10dB margin would be re-tested one by one using quasi-peak method as specified and then reported in a data sheet.
- g. Test the EUT in the lowest channel, the middle channel, the Highest channel.
- h. The radiation measurements are performed in X, Y, Z axis positioning for Transmitting mode, and found the X axis positioning which it is the worst case.
- i. Repeat above procedures until all frequencies measured was complete.

Remark:

- 1. $Level = Read\ Level + Cable\ Loss + Antenna\ Factor - Preamp\ Factor$
- 2. Scan from 9kHz to 30MHz, the disturbance below 30MHz was very low. The points marked on above plots are the highest emissions could be found when testing, so only above points had been displayed. The amplitude of spurious emissions from the radiator which are attenuated more than 20dB below the limit need not be reported.
- 3. The disturbance below 1GHz was very low and the harmonics were the highest point could be found when testing, so only the above harmonics had been displayed.

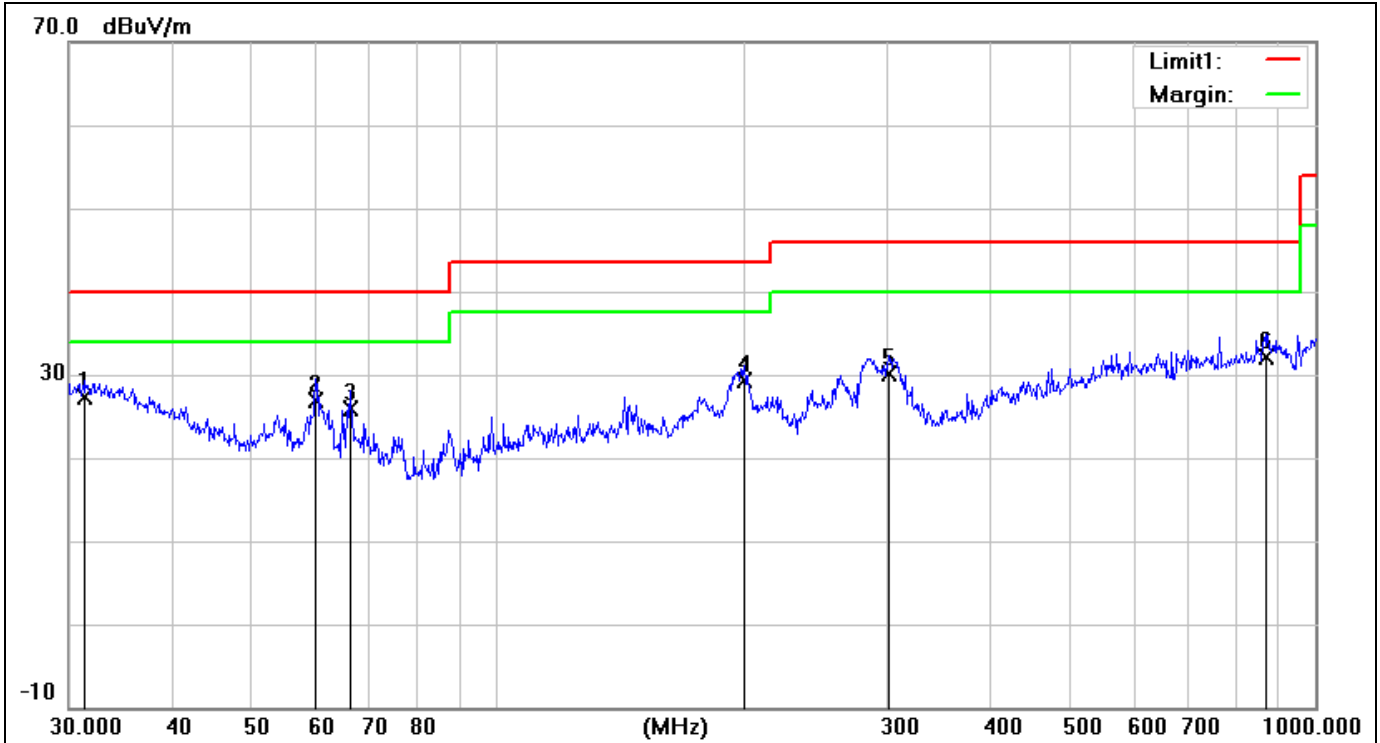
Compliance Certification Services (Kunshan) Inc.

CCSEM-TRF-001 Rev. 02 Sep 01, 2023

Report No.: KSCR230900174503

Page: 48 of 130

Test Mode: 04; Polarity: Horizontal



No.	Frequency (MHz)	Reading (dBuV)	Correct Factor(dB/m)	Result (dBuV/m)	Limit (dBuV/m)	Margin (dB)	Height (cm)	Degree (deg.)	Remark
1	31.3992	2.15	25.20	27.35	40.00	-12.65	100	270	QP
2	60.0691	12.01	14.98	26.99	40.00	-13.01	100	354	QP
3	66.2662	10.63	15.23	25.86	40.00	-14.14	100	344	QP
4	200.6881	12.53	16.79	29.32	43.50	-14.18	100	292	QP
5	301.4224	9.43	20.71	30.14	46.00	-15.86	100	288	QP
6	869.1302	2.95	29.13	32.08	46.00	-13.92	100	236	QP

Compliance Certification Services (Kunshan) Inc.

CCSEM-TRF-001 Rev. 02 Sep 01, 2023

Report No.: KSCR230900174503

Page: 49 of 130

Test Mode: 04; Polarity: Vertical



No.	Frequency (MHz)	Reading (dBuV)	Correct Factor(dB/m)	Result (dBuV/m)	Limit (dBuV/m)	Margin (dB)	Height (cm)	Degree (deg.)	Remark
1	60.0690	17.68	14.98	32.66	40.00	-7.34	100	215	QP
2	76.5121	16.84	14.71	31.55	40.00	-8.45	100	36	QP
3	87.7248	17.67	14.47	32.14	40.00	-7.86	100	222	QP
4	102.0014	14.64	17.44	32.08	43.50	-11.42	100	315	QP
5	108.6470	12.14	18.34	30.48	43.50	-13.02	100	214	QP
6	143.3260	12.45	18.24	30.69	43.50	-12.81	100	125	QP

Compliance Certification Services (Kunshan) Inc.

CCSEM-TRF-001 Rev. 02 Sep 01, 2023

Report No.: KSCR230900174503

Page: 50 of 130

7.9 Radiated Spurious Emissions Above 1GHz

Test Requirement 47 CFR Part 15, Subpart C 15.205 & 15.209

Test Method: ANSI C63.10 (2013) Section 6.6

Limit:

Frequency(MHz)	Field strength(microvolts/meter)	Measurement distance(meters)
Above 1000	500	3

7.9.1 E.U.T. Operation

Operating Environment:

Temperature: 20.5 °C

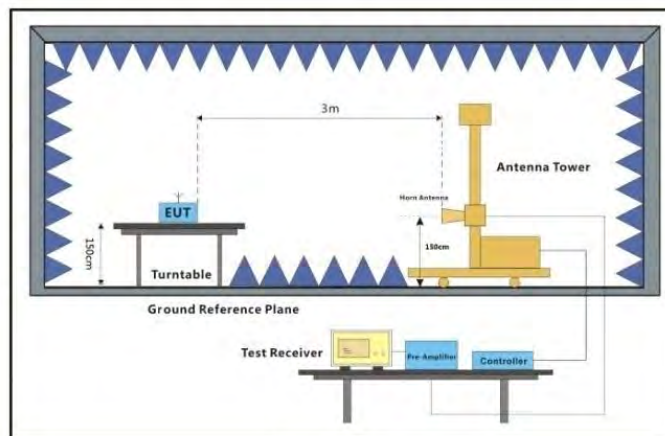
Humidity: 50.5 % RH

Atmospheric Pressure: 1010 mbar

7.9.2 Test Mode Description

Pre-scan / Final test	Mode Code	Description
Final test	04	TX mode_Keep the EUT in continuously transmitting mode with all modulation types. All data rates for each modulation type have been tested and found the data rate @ 1Mbps is the worst case of IEEE 802.11b; data rate @ 6Mbps is the worst case of IEEE 802.11g; data rate @ 6.5Mbps is the worst case of IEEE 802.11n(HT20); data rate @ 13.5Mbps is the worst case of IEEE 802.11n(HT40), final test modes are considering the modulation and worse data rates. Only the data of worst case is recorded in the report.

7.9.3 Test Setup Diagram



Above 1GHz

7.9.4 Measurement Procedure and Data

- a. For above 1GHz, the EUT was placed on the top of a rotating table 1.5 meters above the ground at a 3 meter fully-anechoic chamber. The table was rotated 360 degrees to determine the position of the highest radiation.
- b. The EUT was set 3 meters away from the interference-receiving antenna, which was mounted on the top of a variable-height antenna tower.
- c. The antenna height is varied from one meter to four meters above the ground to determine the maximum value of the field strength. Both horizontal and vertical polarizations of the antenna are set to make the measurement.
- d. For each suspected emission, the EUT was arranged to its worst case and then the antenna was tuned to heights from 1 meter to 4 meters (for the test frequency of below 30MHz, the antenna was tuned to heights 1 meter) and the rotatable table was turned from 0 degrees to 360 degrees to find the maximum reading.
- e. The test-receiver system was set to Peak Detect Function and Specified Bandwidth with Maximum Hold Mode.
- f. If the emission level of the EUT in peak mode was 10dB lower than the limit specified, then testing could be stopped and the peak values of the EUT would be reported. Otherwise the emissions that did not have 10dB margin would be re-tested one by one using peak or average method as specified and then reported in a data sheet.
- g. Test the EUT in the lowest channel, the middle channel, the Highest channel.
- h. The radiation measurements are performed in X, Y, Z axis positioning for Transmitting mode, and found the X axis positioning which it is the worst case.
- i. Repeat above procedures until all frequencies measured was complete.

Remark:

- 1. $Level = Read\ Level + Cable\ Loss + Antenna\ Factor - Preamp\ Factor$
- 2. Scan from 1GHz to 25GHz, the disturbance above 18GHz was very low. The points marked on above plots are the highest emissions could be found when testing, so only above points had been displayed. The amplitude of spurious emissions from the radiator which are attenuated more than 20dB below the limit need not be reported.
- 3. As shown in this section, for frequencies above 1GHz, the field strength limits are based on average limits. However, the peak field strength of any emission shall not exceed the maximum permitted average limits specified above by more than 20 dB under any condition of modulation. For the emissions whose peak level is lower than the average limit, only the peak measurement is shown in the report.

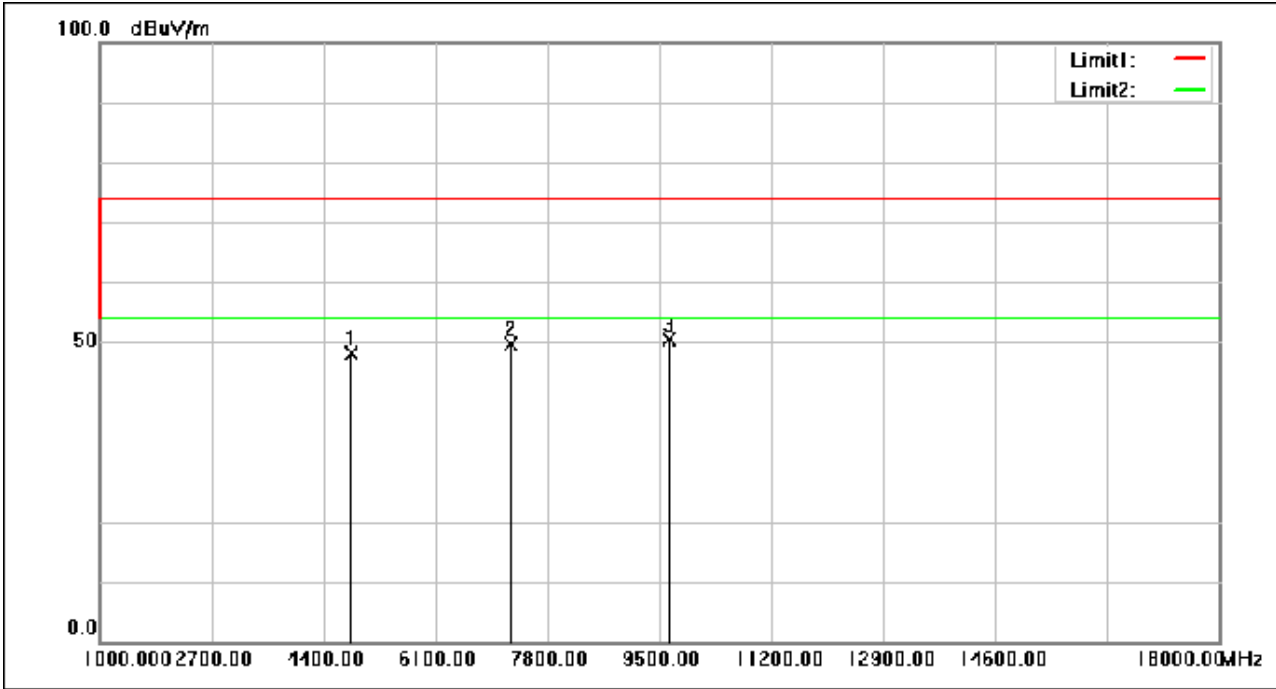
Compliance Certification Services (Kunshan) Inc.

CCSEM-TRF-001 Rev. 02 Sep 01, 2023

Report No.: KSCR230900174503

Page: 52 of 130

Test Mode: 04; Polarity: Horizontal; Modulation:802.11b; Bandwidth:20MHz; Channel:Low



No.	Frequency (MHz)	Reading (dBuV)	Correction factor(dB/m)	Result (dBuV/m)	Limit (dBuV/m)	Margin (dB)	Remark
1	4824.000	56.88	-8.78	48.10	74.00	-25.90	peak
2	7236.000	55.47	-5.86	49.61	74.00	-24.39	peak
3	9648.000	51.61	-1.31	50.30	74.00	-23.70	peak



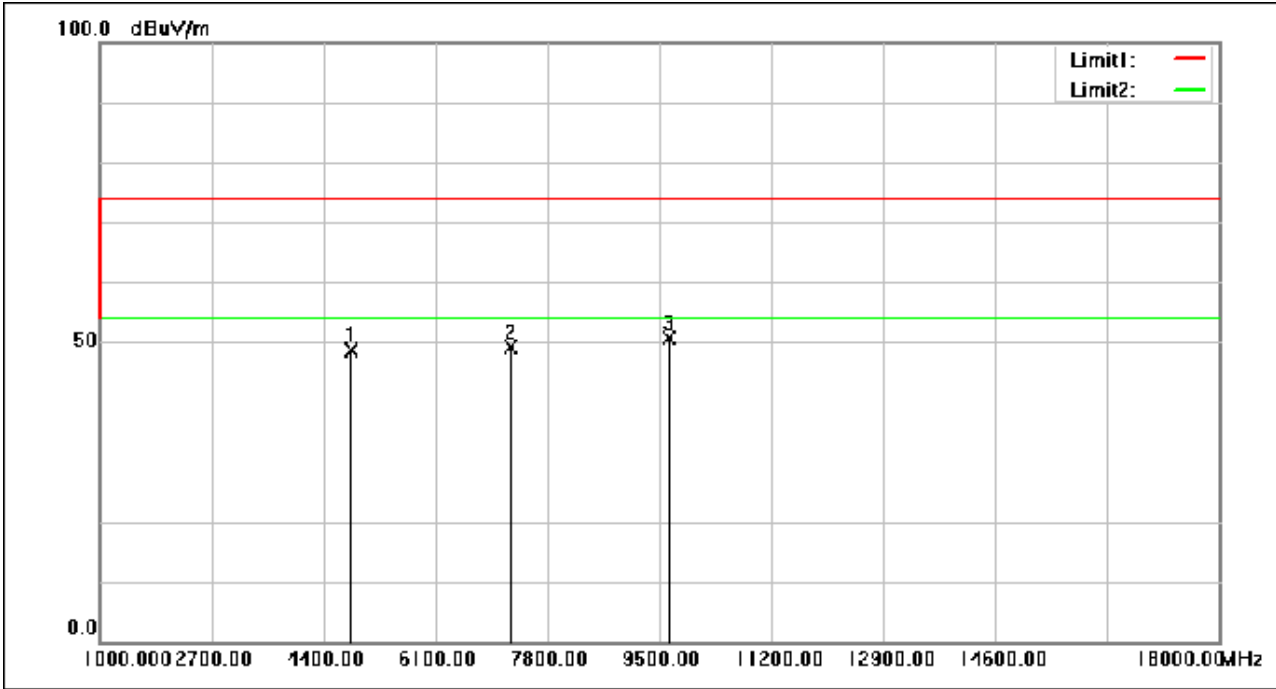
Compliance Certification Services (Kunshan) Inc.

CCSEM-TRF-001 Rev. 02 Sep 01, 2023

Report No.: KSCR230900174503

Page: 53 of 130

Test Mode: 04; Polarity: Vertical; Modulation:802.11b; Bandwidth:20MHz; Channel:Low



No.	Frequency (MHz)	Reading (dBuV)	Correction factor(dB/m)	Result (dBuV/m)	Limit (dBuV/m)	Margin (dB)	Remark
1	4824.000	57.44	-8.78	48.66	74.00	-25.34	peak
2	7236.000	54.90	-5.86	49.04	74.00	-24.96	peak
3	9648.000	51.89	-1.31	50.58	74.00	-23.42	peak

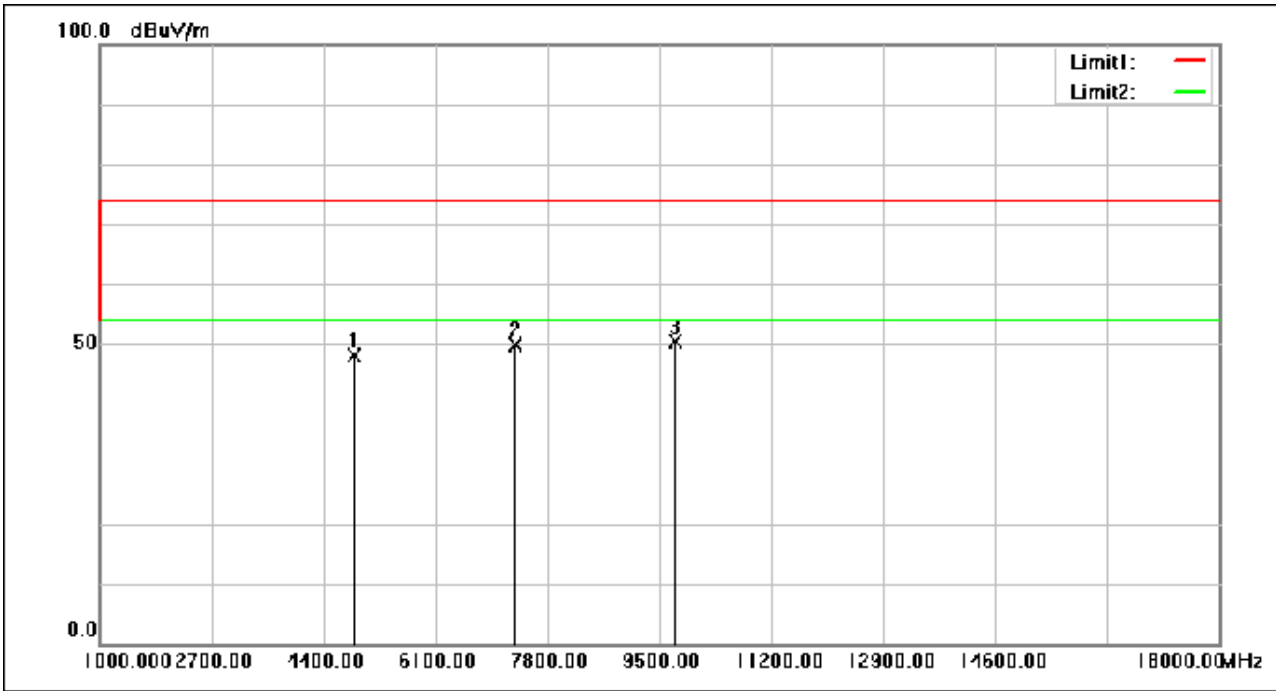
Compliance Certification Services (Kunshan) Inc.

CCSEM-TRF-001 Rev. 02 Sep 01, 2023

Report No.: KSCR230900174503

Page: 54 of 130

Test Mode: 04; Polarity: Horizontal; Modulation:802.11b; Bandwidth:20MHz; Channel:middle



No.	Frequency (MHz)	Reading (dBuV)	Correction factor(dB/m)	Result (dBuV/m)	Limit (dBuV/m)	Margin (dB)	Remark
1	4874.000	56.74	-8.61	48.13	74.00	-25.87	peak
2	7311.000	55.61	-5.78	49.83	74.00	-24.17	peak
3	9748.000	51.83	-1.43	50.40	74.00	-23.60	peak

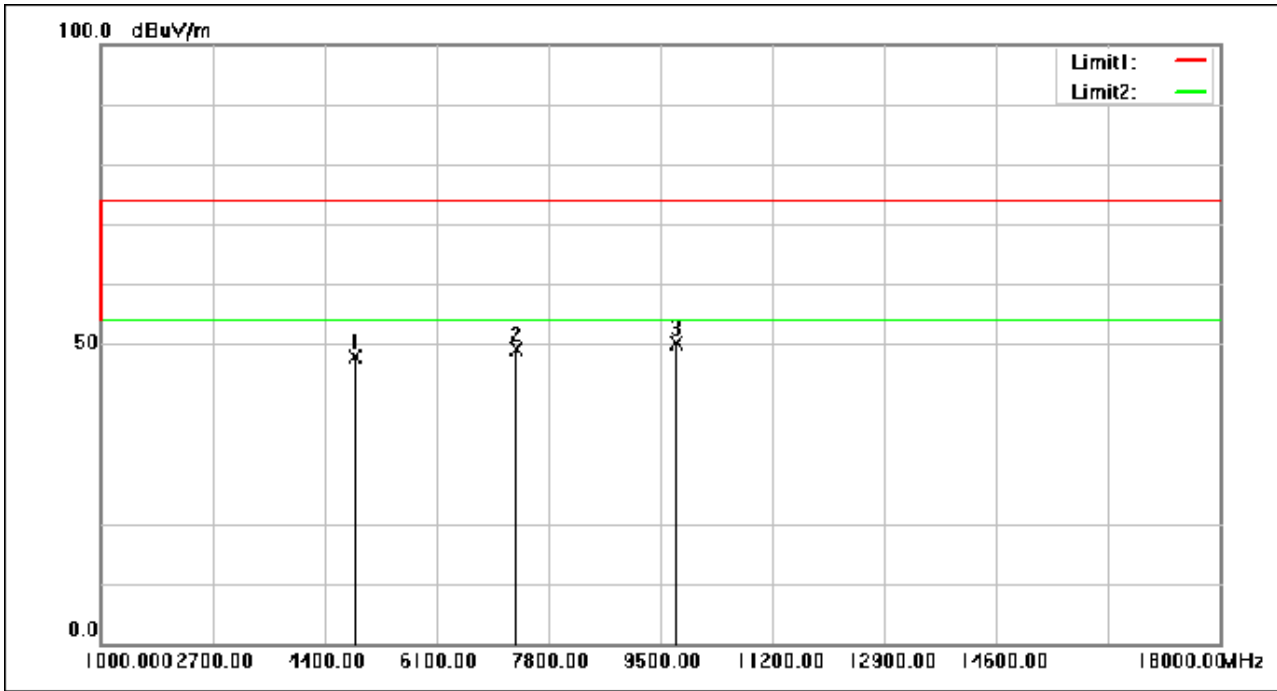
Compliance Certification Services (Kunshan) Inc.

CCSEM-TRF-001 Rev. 02 Sep 01, 2023

Report No.: KSCR230900174503

Page: 55 of 130

Test Mode: 04; Polarity: Vertical; Modulation:802.11b; Bandwidth:20MHz; Channel:middle



No.	Frequency (MHz)	Reading (dBuV)	Correction factor(dB/m)	Result (dBuV/m)	Limit (dBuV/m)	Margin (dB)	Remark
1	4874.000	56.61	-8.61	48.00	74.00	-26.00	peak
2	7311.000	54.94	-5.78	49.16	74.00	-24.84	peak
3	9748.000	51.65	-1.43	50.22	74.00	-23.78	peak

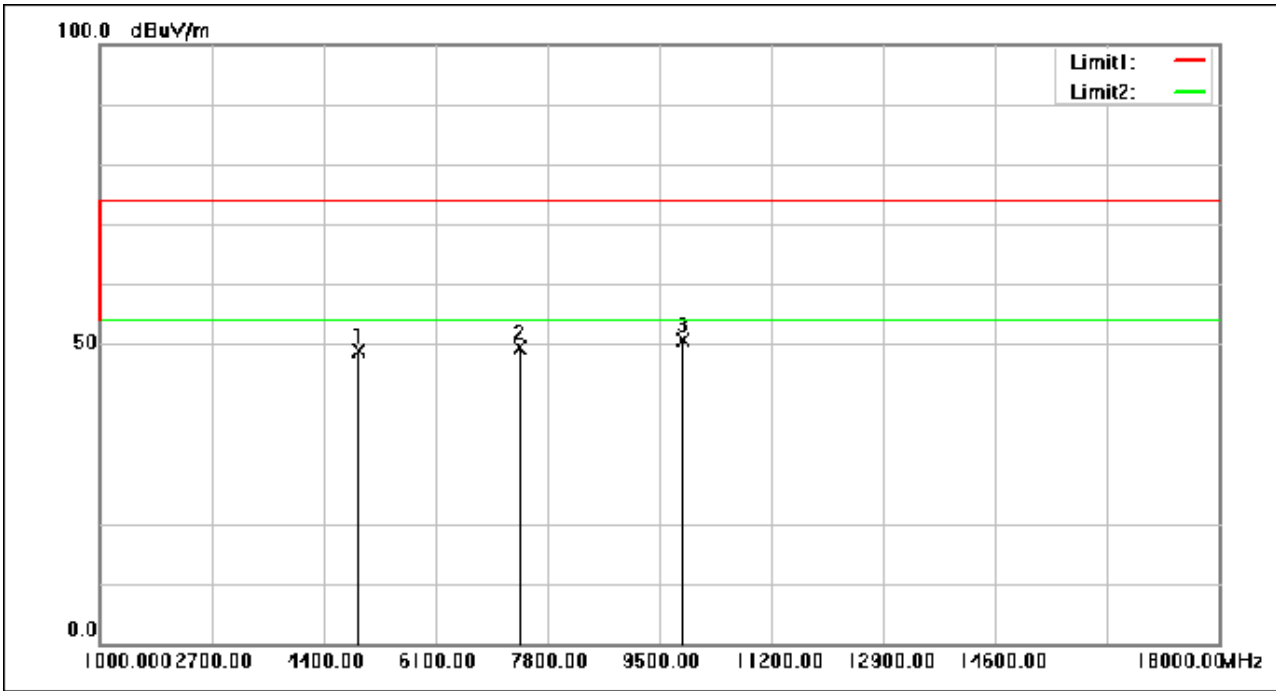
Compliance Certification Services (Kunshan) Inc.

CCSEM-TRF-001 Rev. 02 Sep 01, 2023

Report No.: KSCR230900174503

Page: 56 of 130

Test Mode: 04; Polarity: Horizontal; Modulation:802.11b; Bandwidth:20MHz; Channel:High



No.	Frequency (MHz)	Reading (dBuV)	Correction factor(dB/m)	Result (dBuV/m)	Limit (dBuV/m)	Margin (dB)	Remark
1	4924.000	57.34	-8.44	48.90	74.00	-25.10	peak
2	7386.000	54.96	-5.69	49.27	74.00	-24.73	peak
3	9848.000	51.83	-1.27	50.56	74.00	-23.44	peak

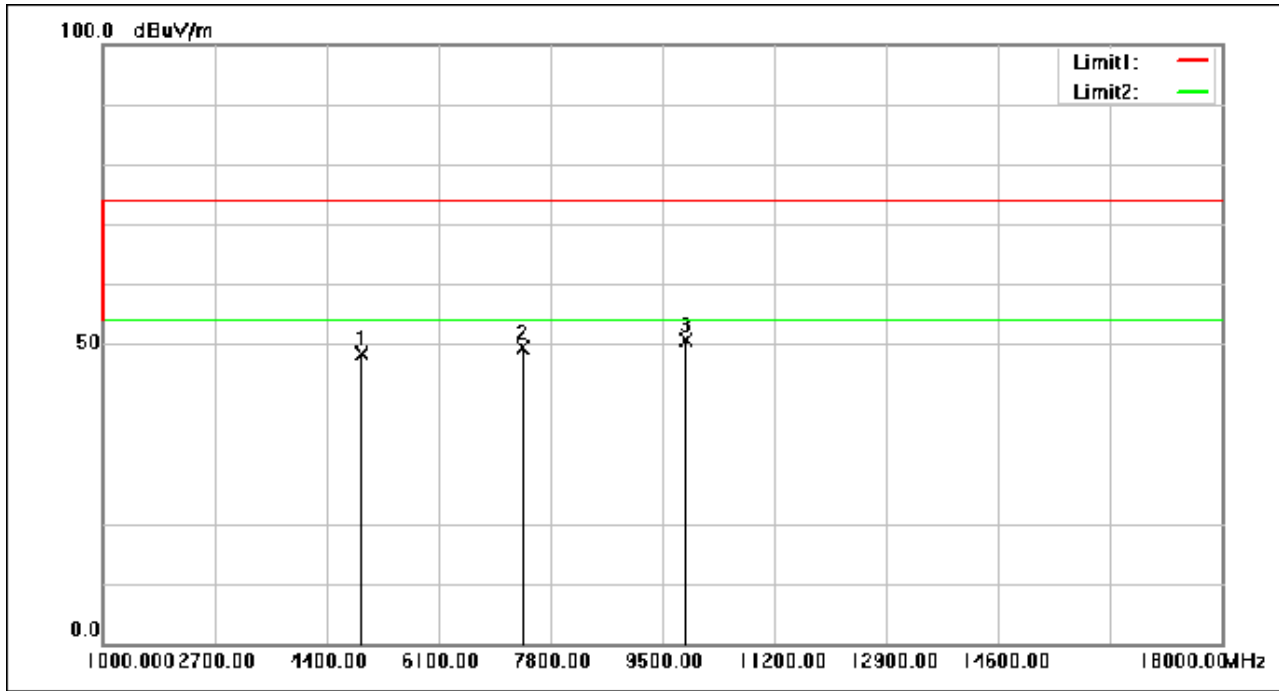
Compliance Certification Services (Kunshan) Inc.

CCSEM-TRF-001 Rev. 02 Sep 01, 2023

Report No.: KSCR230900174503

Page: 57 of 130

Test Mode: 04; Polarity: Vertical; Modulation:802.11b; Bandwidth:20MHz; Channel:High



No.	Frequency (MHz)	Reading (dBuV)	Correction factor(dB/m)	Result (dBuV/m)	Limit (dBuV/m)	Margin (dB)	Remark
1	4924.000	56.70	-8.44	48.26	74.00	-25.74	peak
2	7386.000	55.17	-5.69	49.48	74.00	-24.52	peak
3	9848.000	51.78	-1.27	50.51	74.00	-23.49	peak



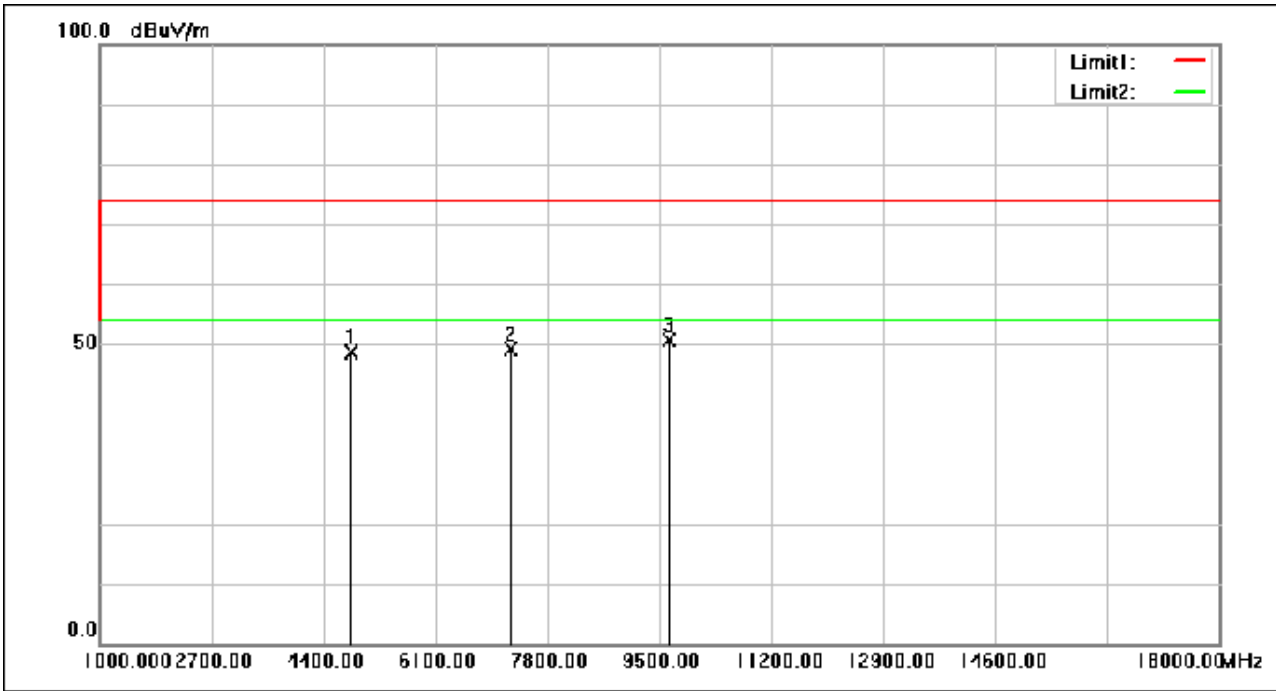
Compliance Certification Services (Kunshan) Inc.

CCSEM-TRF-001 Rev. 02 Sep 01, 2023

Report No.: KSCR230900174503

Page: 58 of 130

Test Mode: 04; Polarity: Horizontal; Modulation:802.11g; Bandwidth:20MHz; Channel:Low



No.	Frequency (MHz)	Reading (dBuV)	Correction factor(dB/m)	Result (dBuV/m)	Limit (dBuV/m)	Margin (dB)	Remark
1	4824.000	57.46	-8.78	48.68	74.00	-25.32	peak
2	7236.000	55.02	-5.86	49.16	74.00	-24.84	peak
3	9648.000	52.02	-1.31	50.71	74.00	-23.29	peak



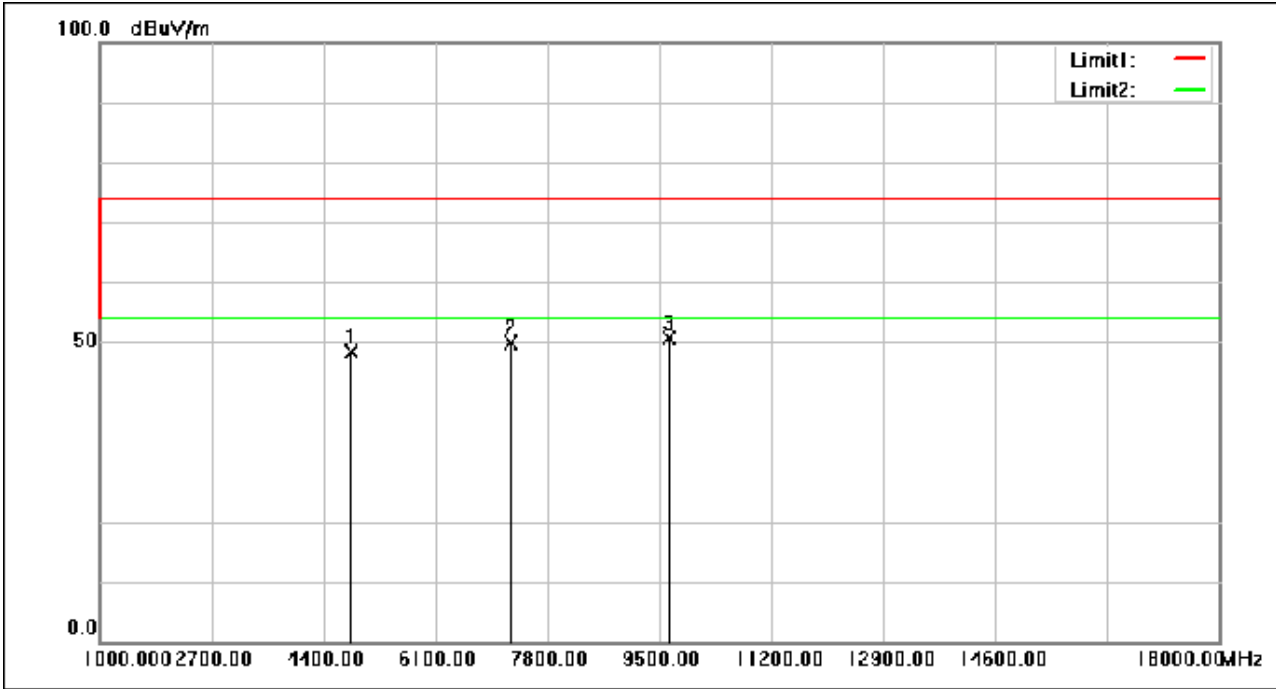
Compliance Certification Services (Kunshan) Inc.

CCSEM-TRF-001 Rev. 02 Sep 01, 2023

Report No.: KSCR230900174503

Page: 59 of 130

Test Mode: 04; Polarity: Vertical; Modulation:802.11g; Bandwidth:20MHz; Channel:Low



No.	Frequency (MHz)	Reading (dBuV)	Correction factor(dB/m)	Result (dBuV/m)	Limit (dBuV/m)	Margin (dB)	Remark
1	4824.000	57.04	-8.78	48.26	74.00	-25.74	peak
2	7236.000	55.71	-5.86	49.85	74.00	-24.15	peak
3	9648.000	52.02	-1.31	50.71	74.00	-23.29	peak

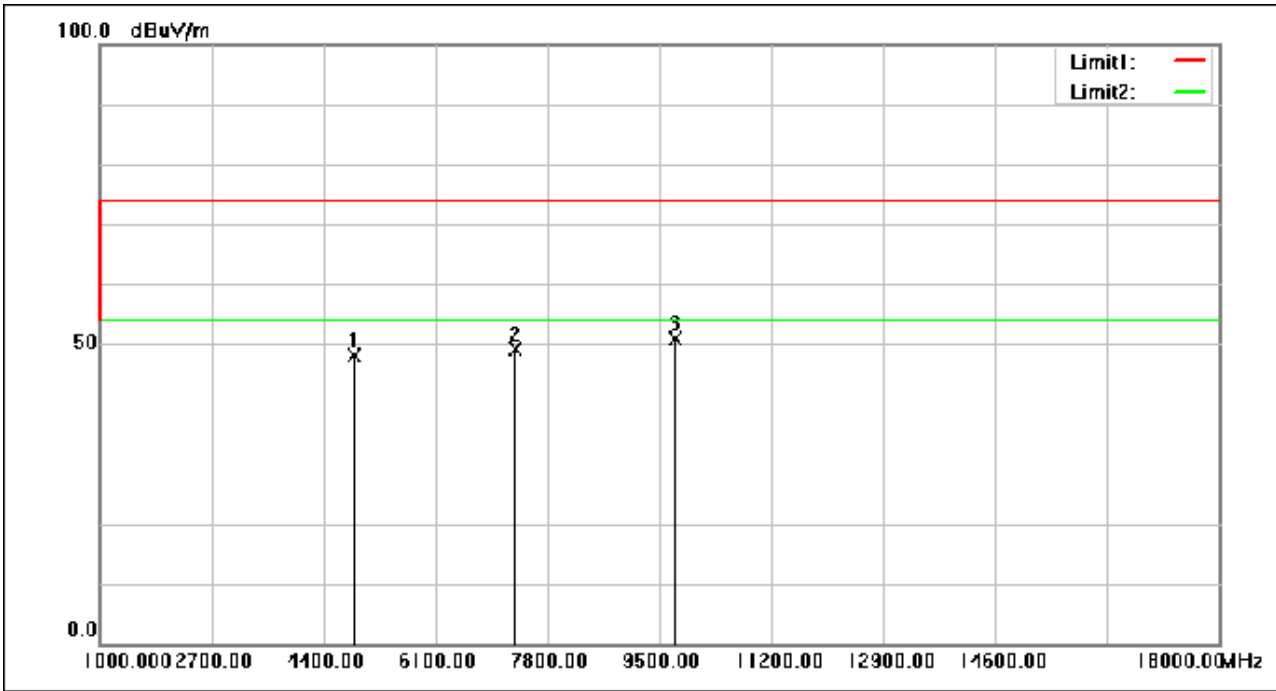
Compliance Certification Services (Kunshan) Inc.

CCSEM-TRF-001 Rev. 02 Sep 01, 2023

Report No.: KSCR230900174503

Page: 60 of 130

Test Mode: 04; Polarity: Horizontal; Modulation:802.11g; Bandwidth:20MHz; Channel:middle



No.	Frequency (MHz)	Reading (dBuV)	Correction factor(dB/m)	Result (dBuV/m)	Limit (dBuV/m)	Margin (dB)	Remark
1	4874.000	56.63	-8.61	48.02	74.00	-25.98	peak
2	7311.000	54.93	-5.78	49.15	74.00	-24.85	peak
3	9748.000	52.30	-1.43	50.87	74.00	-23.13	peak

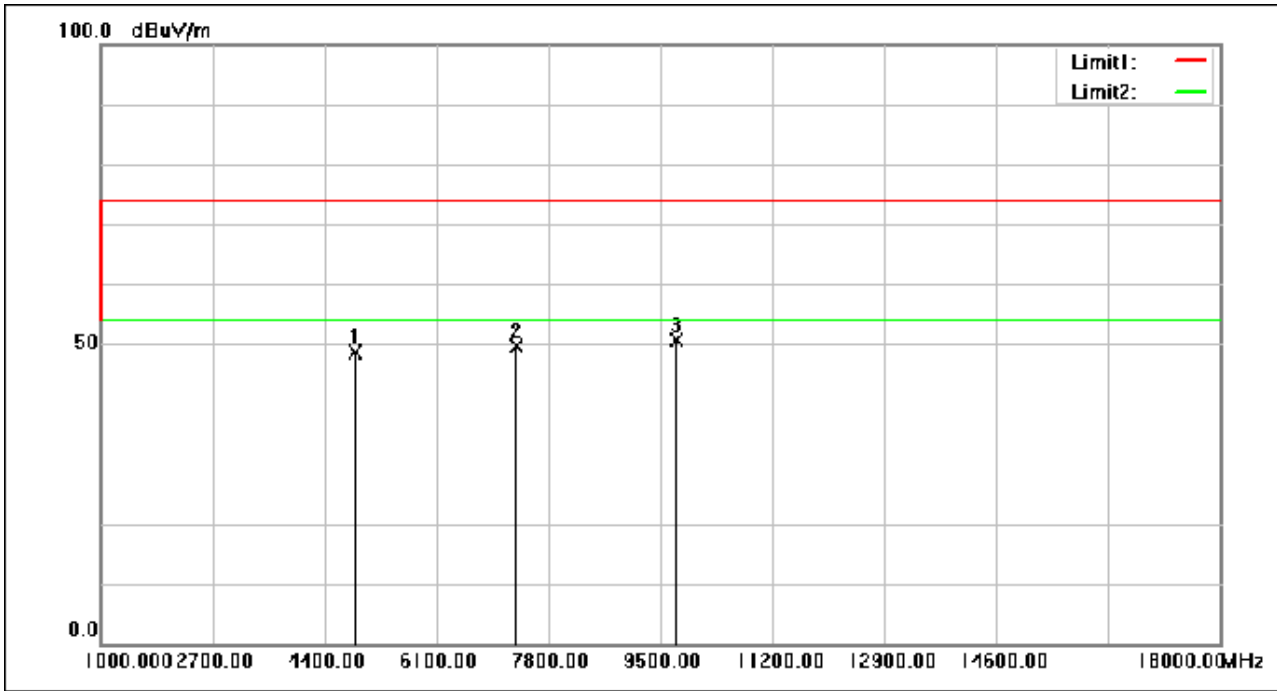
Compliance Certification Services (Kunshan) Inc.

CCSEM-TRF-001 Rev. 02 Sep 01, 2023

Report No.: KSCR230900174503

Page: 61 of 130

Test Mode: 04; Polarity: Vertical; Modulation:802.11g; Bandwidth:20MHz; Channel:middle



No.	Frequency (MHz)	Reading (dBuV)	Correction factor(dB/m)	Result (dBuV/m)	Limit (dBuV/m)	Margin (dB)	Remark
1	4874.000	57.12	-8.61	48.51	74.00	-25.49	peak
2	7311.000	55.33	-5.78	49.55	74.00	-24.45	peak
3	9748.000	52.10	-1.43	50.67	74.00	-23.33	peak

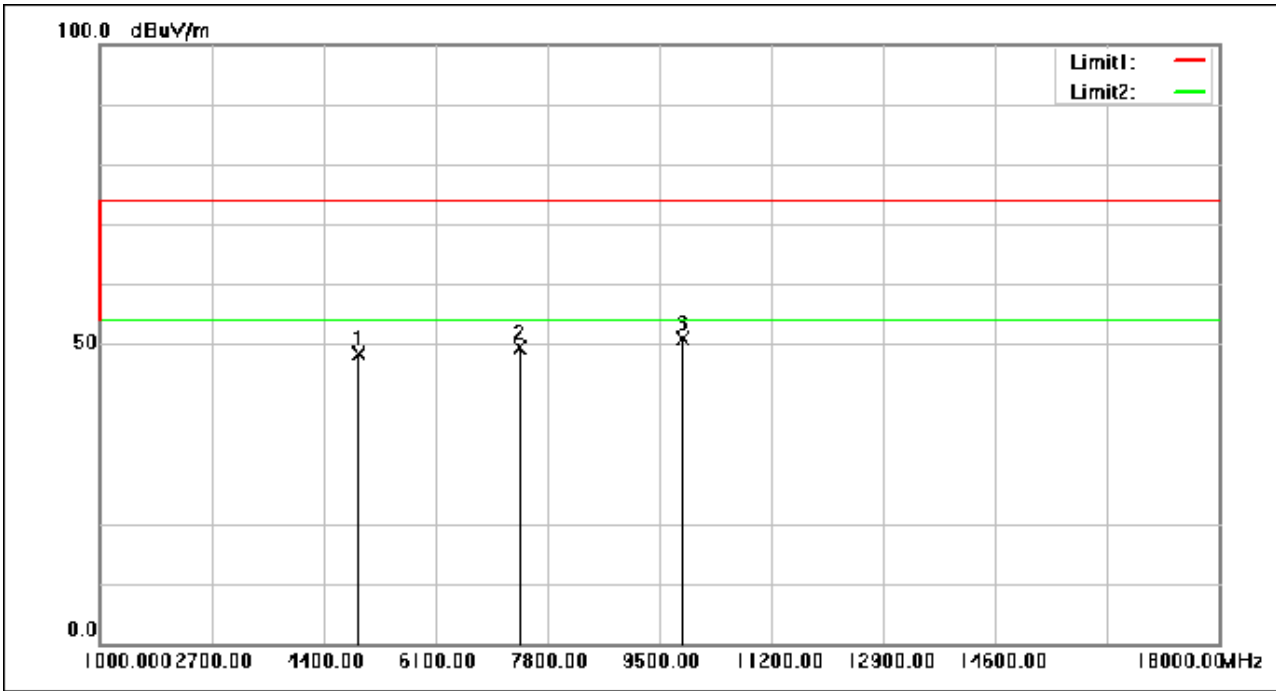
Compliance Certification Services (Kunshan) Inc.

CCSEM-TRF-001 Rev. 02 Sep 01, 2023

Report No.: KSCR230900174503

Page: 62 of 130

Test Mode: 04; Polarity: Horizontal; Modulation:802.11g; Bandwidth:20MHz; Channel:High



No.	Frequency (MHz)	Reading (dBuV)	Correction factor(dB/m)	Result (dBuV/m)	Limit (dBuV/m)	Margin (dB)	Remark
1	4924.000	56.76	-8.44	48.32	74.00	-25.68	peak
2	7386.000	55.09	-5.69	49.40	74.00	-24.60	peak
3	9848.000	52.11	-1.27	50.84	74.00	-23.16	peak



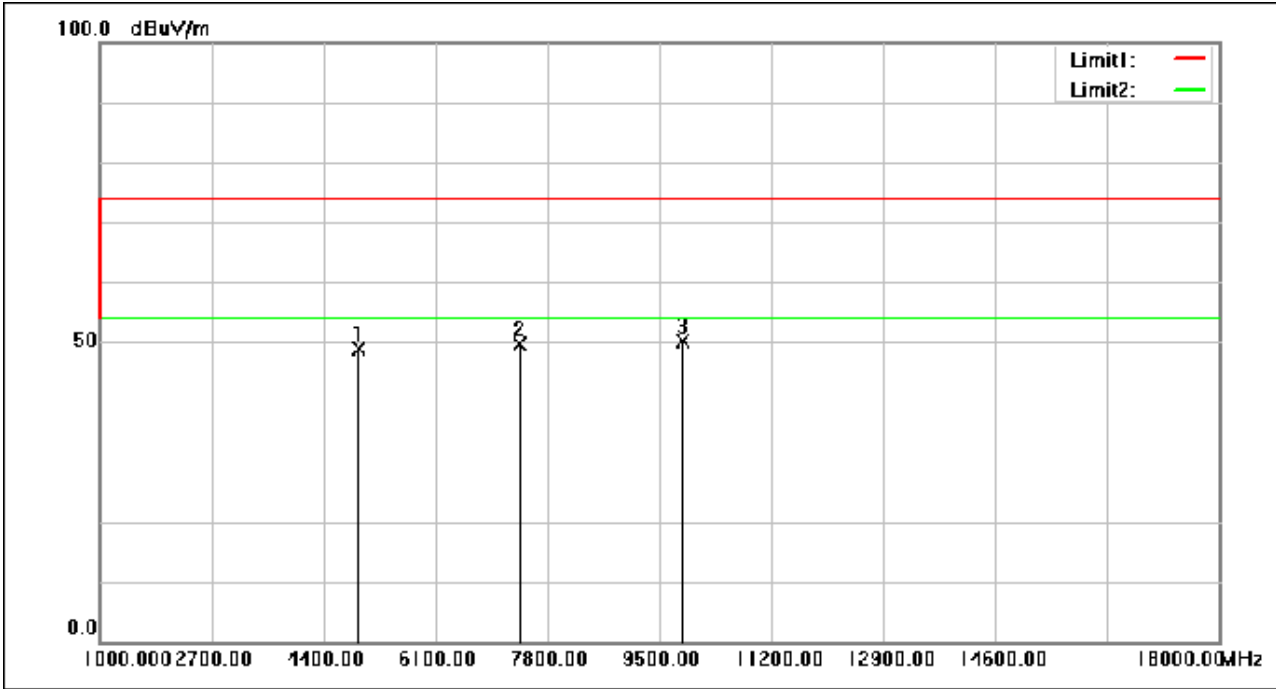
Compliance Certification Services (Kunshan) Inc.

CCSEM-TRF-001 Rev. 02 Sep 01, 2023

Report No.: KSCR230900174503

Page: 63 of 130

Test Mode: 04; Polarity: Vertical; Modulation:802.11g; Bandwidth:20MHz; Channel:High



No.	Frequency (MHz)	Reading (dBuV)	Correction factor(dB/m)	Result (dBuV/m)	Limit (dBuV/m)	Margin (dB)	Remark
1	4924.000	57.30	-8.44	48.86	74.00	-25.14	peak
2	7386.000	55.43	-5.69	49.74	74.00	-24.26	peak
3	9848.000	51.47	-1.27	50.20	74.00	-23.80	peak



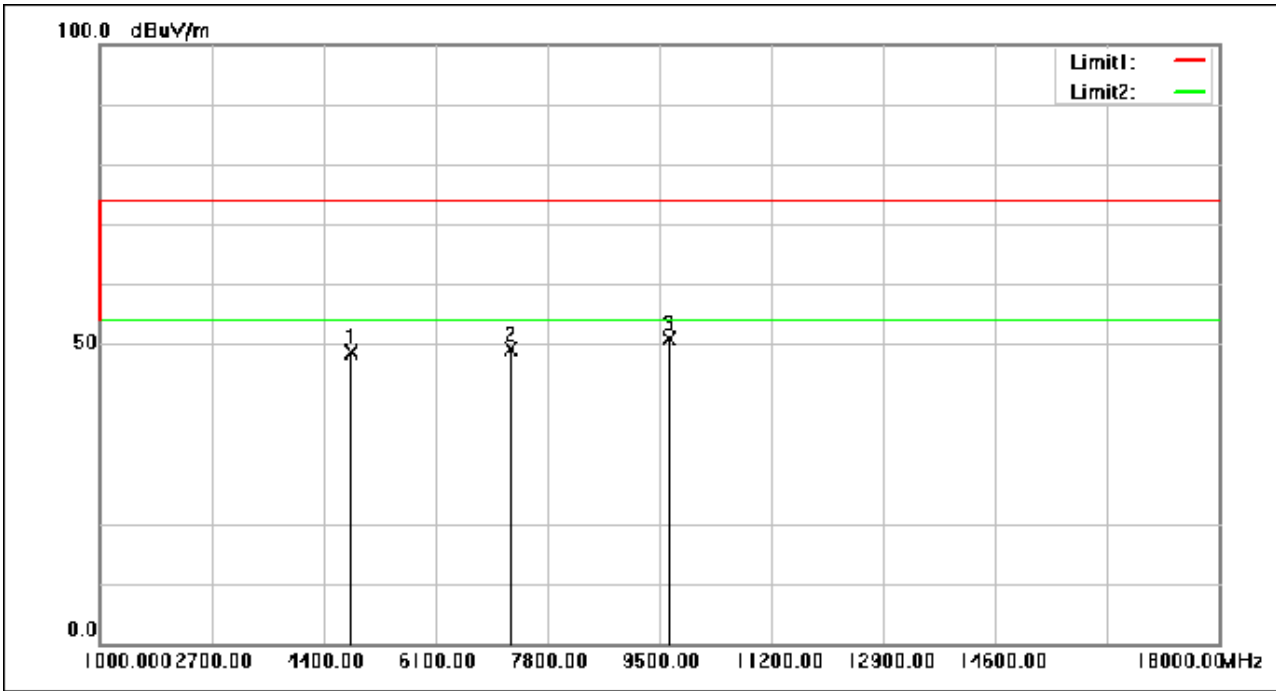
Compliance Certification Services (Kunshan) Inc.

CCSEM-TRF-001 Rev. 02 Sep 01, 2023

Report No.: KSCR230900174503

Page: 64 of 130

Test Mode: 04; Polarity: Horizontal; Modulation:802.11n; Bandwidth:20MHz; Channel:Low



No.	Frequency (MHz)	Reading (dBuV)	Correction factor(dB/m)	Result (dBuV/m)	Limit (dBuV/m)	Margin (dB)	Remark
1	4824.000	57.30	-8.78	48.52	74.00	-25.48	peak
2	7236.000	54.87	-5.86	49.01	74.00	-24.99	peak
3	9648.000	52.09	-1.31	50.78	74.00	-23.22	peak

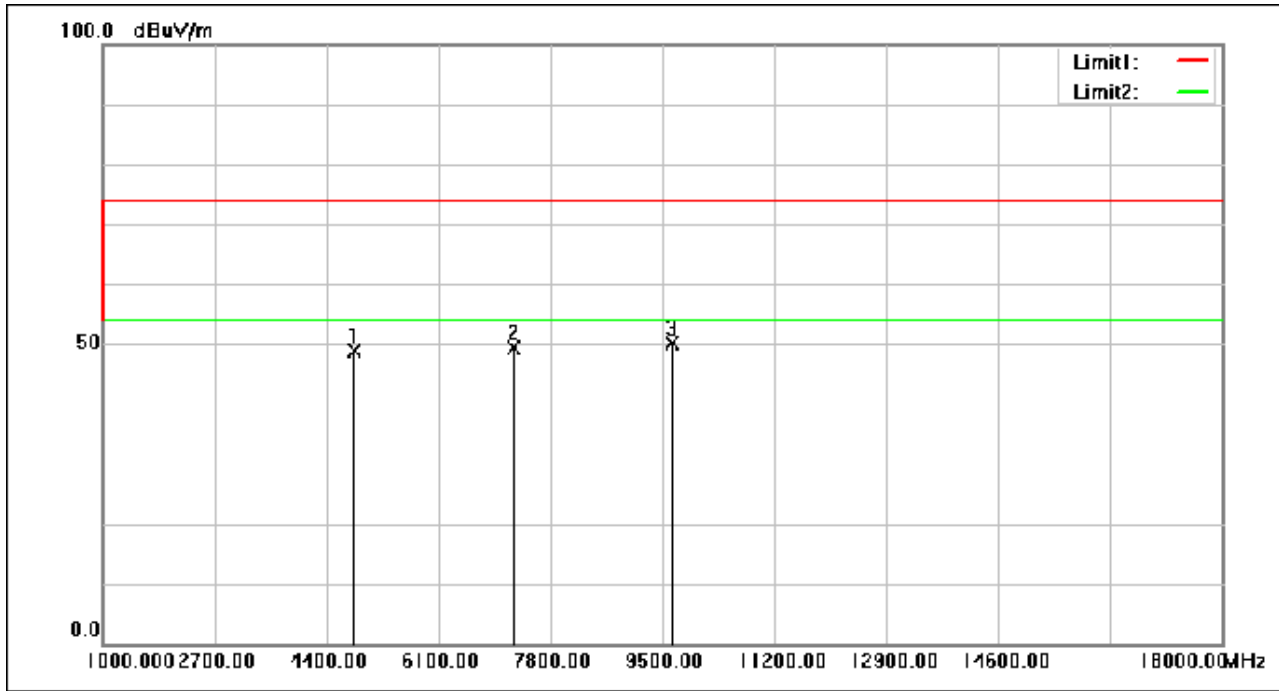
Compliance Certification Services (Kunshan) Inc.

CCSEM-TRF-001 Rev. 02 Sep 01, 2023

Report No.: KSCR230900174503

Page: 65 of 130

Test Mode: 04; Polarity: Vertical; Modulation:802.11n; Bandwidth:20MHz; Channel:Low



No.	Frequency (MHz)	Reading (dBuV)	Correction factor(dB/m)	Result (dBuV/m)	Limit (dBuV/m)	Margin (dB)	Remark
1	4824.000	57.75	-8.78	48.97	74.00	-25.03	peak
2	7236.000	55.14	-5.86	49.28	74.00	-24.72	peak
3	9648.000	51.43	-1.31	50.12	74.00	-23.88	peak



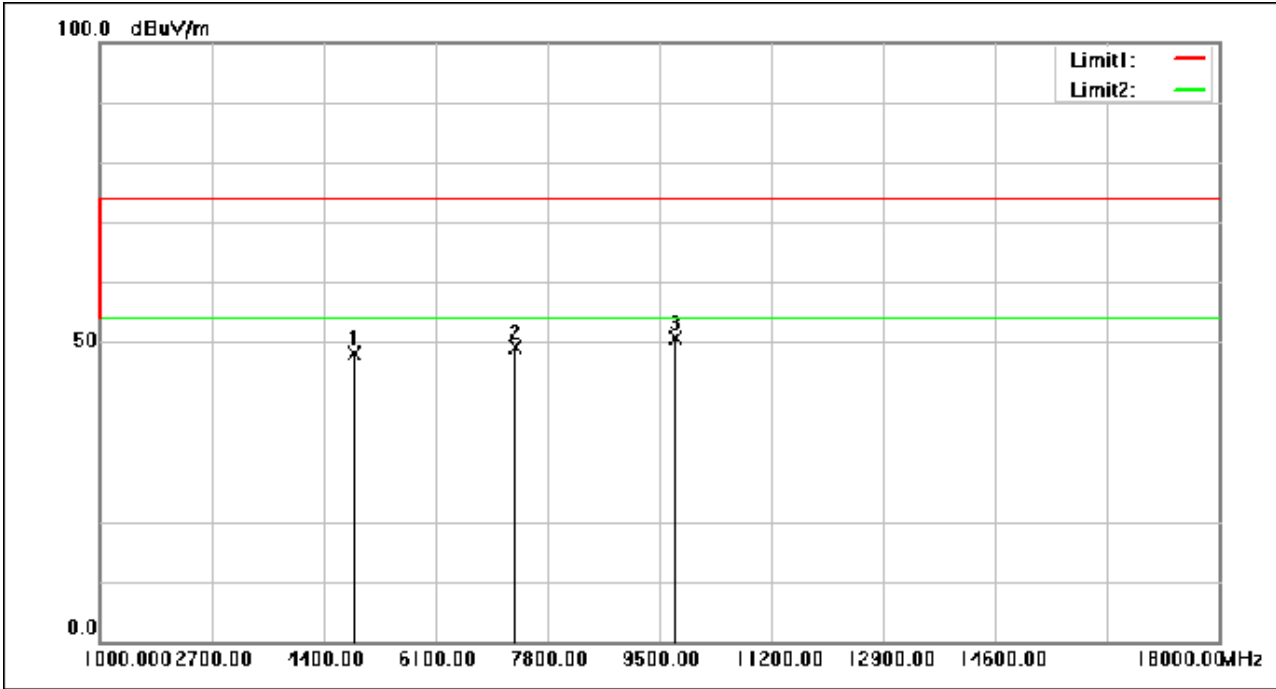
Compliance Certification Services (Kunshan) Inc.

CCSEM-TRF-001 Rev. 02 Sep 01, 2023

Report No.: KSCR230900174503

Page: 66 of 130

Test Mode: 04; Polarity: Horizontal; Modulation:802.11n; Bandwidth:20MHz; Channel:middle



No.	Frequency (MHz)	Reading (dBuV)	Correction factor(dB/m)	Result (dBuV/m)	Limit (dBuV/m)	Margin (dB)	Remark
1	4874.000	56.67	-8.61	48.06	74.00	-25.94	peak
2	7311.000	54.82	-5.78	49.04	74.00	-24.96	peak
3	9748.000	52.11	-1.43	50.68	74.00	-23.32	peak



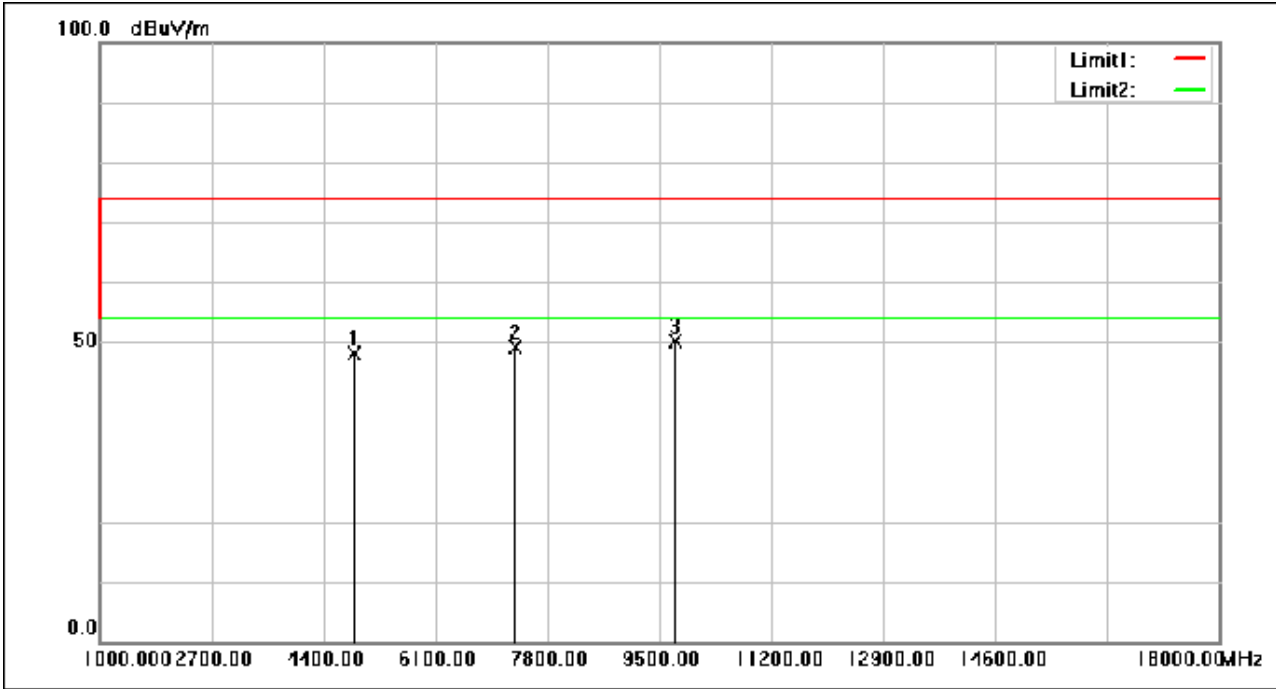
Compliance Certification Services (Kunshan) Inc.

CCSEM-TRF-001 Rev. 02 Sep 01, 2023

Report No.: KSCR230900174503

Page: 67 of 130

Test Mode: 04; Polarity: Vertical; Modulation:802.11n; Bandwidth:20MHz; Channel:middle



No.	Frequency (MHz)	Reading (dBuV)	Correction factor(dB/m)	Result (dBuV/m)	Limit (dBuV/m)	Margin (dB)	Remark
1	4874.000	56.77	-8.61	48.16	74.00	-25.84	peak
2	7311.000	55.02	-5.78	49.24	74.00	-24.76	peak
3	9748.000	51.50	-1.43	50.07	74.00	-23.93	peak

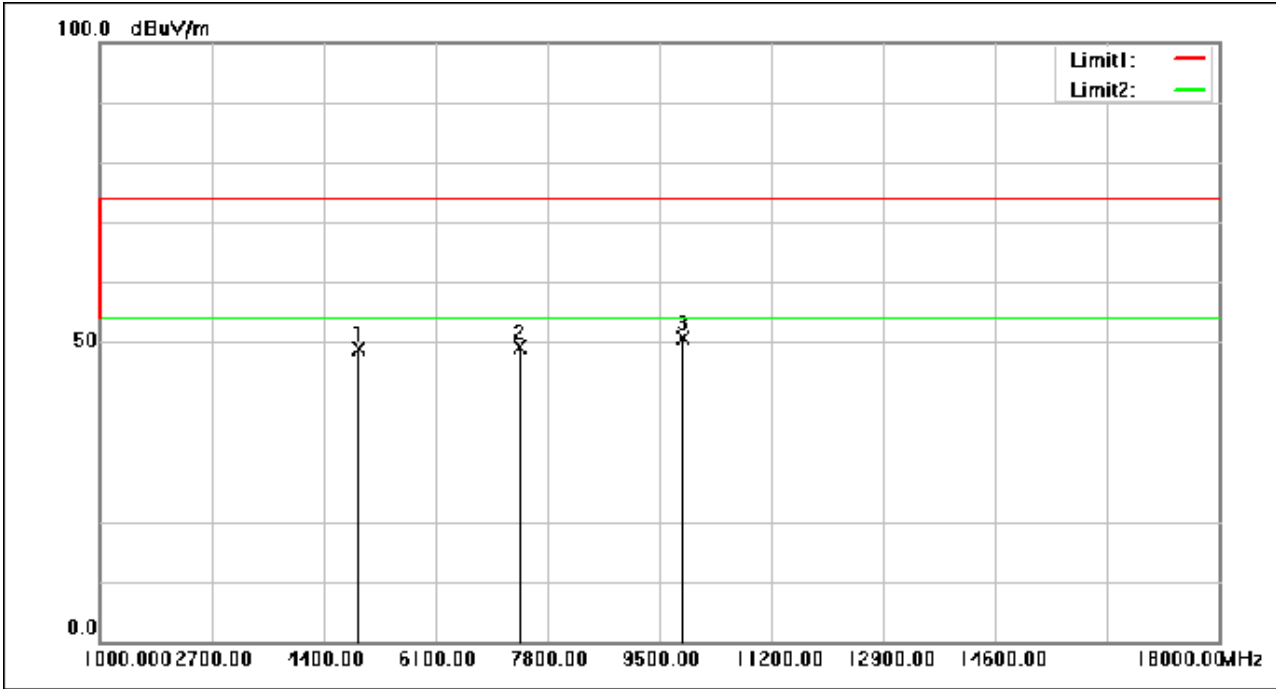
Compliance Certification Services (Kunshan) Inc.

CCSEM-TRF-001 Rev. 02 Sep 01, 2023

Report No.: KSCR230900174503

Page: 68 of 130

Test Mode: 04; Polarity: Horizontal; Modulation:802.11n; Bandwidth:20MHz; Channel:High



No.	Frequency (MHz)	Reading (dBuV)	Correction factor(dB/m)	Result (dBuV/m)	Limit (dBuV/m)	Margin (dB)	Remark
1	4924.000	57.33	-8.44	48.89	74.00	-25.11	peak
2	7386.000	54.75	-5.69	49.06	74.00	-24.94	peak
3	9848.000	51.78	-1.27	50.51	74.00	-23.49	peak

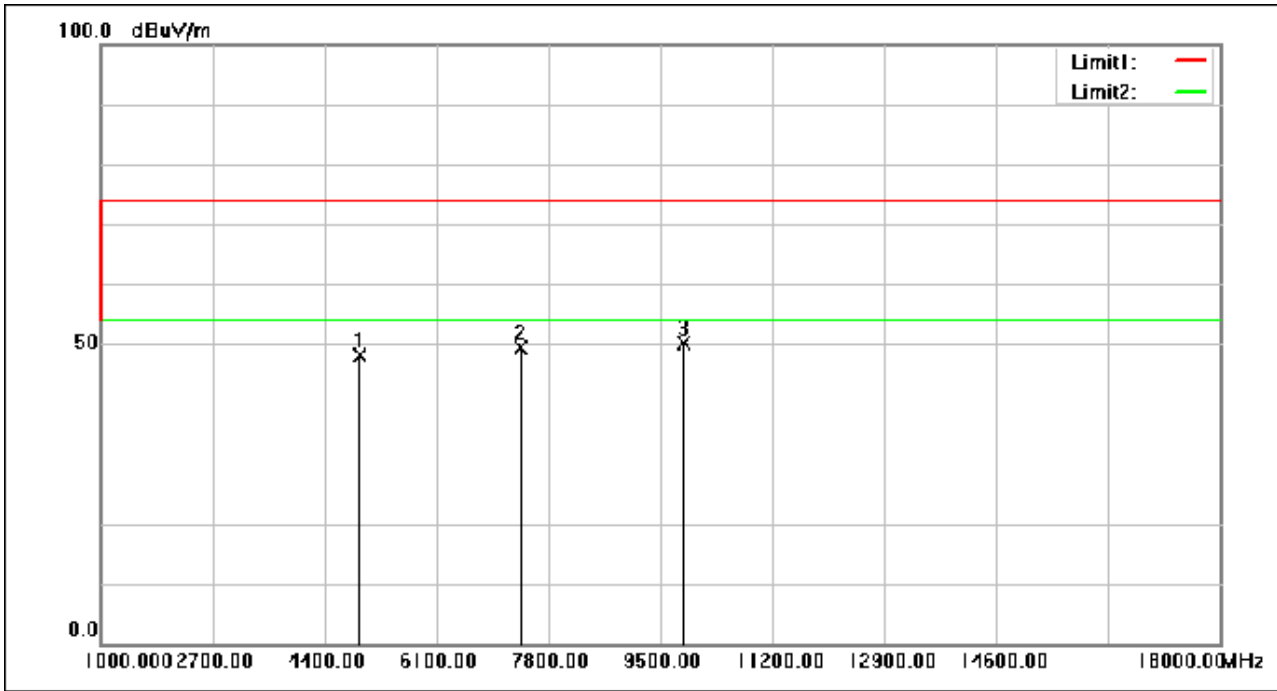
Compliance Certification Services (Kunshan) Inc.

CCSEM-TRF-001 Rev. 02 Sep 01, 2023

Report No.: KSCR230900174503

Page: 69 of 130

Test Mode: 04; Polarity: Vertical; Modulation:802.11n; Bandwidth:20MHz; Channel:High



No.	Frequency (MHz)	Reading (dBuV)	Correction factor(dB/m)	Result (dBuV/m)	Limit (dBuV/m)	Margin (dB)	Remark
1	4924.000	56.50	-8.44	48.06	74.00	-25.94	peak
2	7386.000	55.12	-5.69	49.43	74.00	-24.57	peak
3	9848.000	51.51	-1.27	50.24	74.00	-23.76	peak



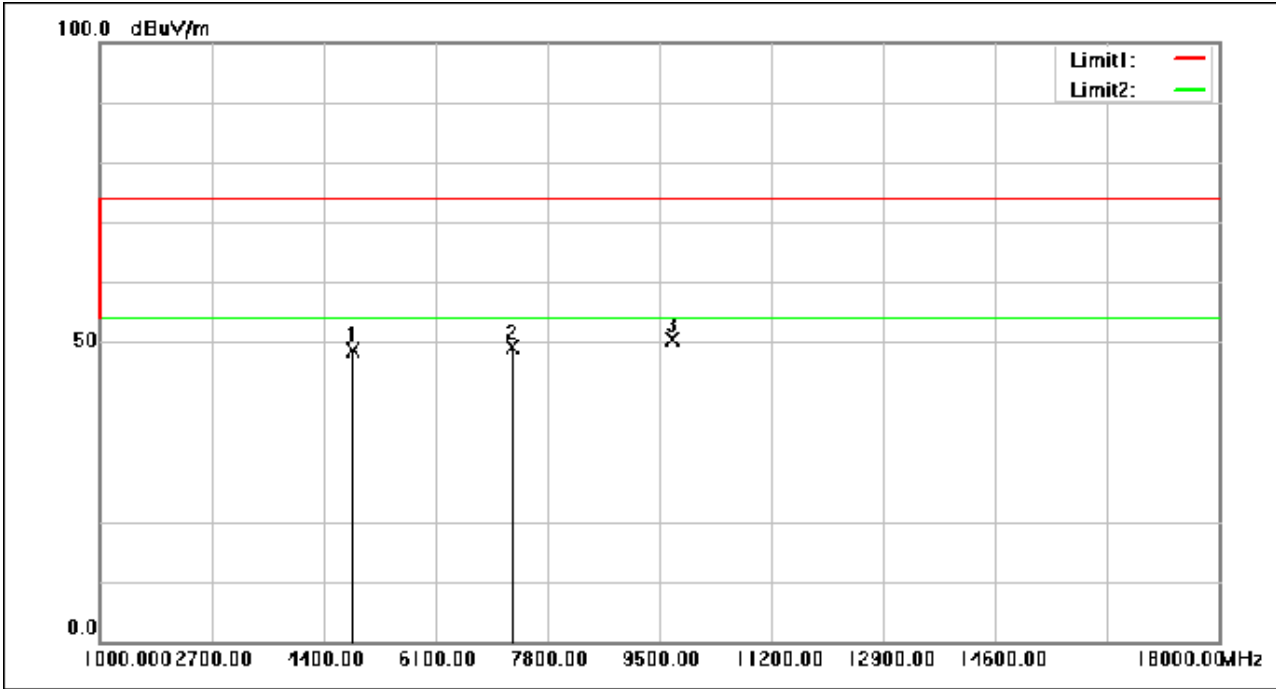
Compliance Certification Services (Kunshan) Inc.

CCSEM-TRF-001 Rev. 02 Sep 01, 2023

Report No.: KSCR230900174503

Page: 70 of 130

Test Mode: 04; Polarity: Horizontal; Modulation:802.11n; Bandwidth:40MHz; Channel:Low



No.	Frequency (MHz)	Reading (dBuV)	Correction factor(dB/m)	Result (dBuV/m)	Limit (dBuV/m)	Margin (dB)	Remark
1	4844.000	57.38	-8.71	48.67	74.00	-25.33	peak
2	7266.000	54.89	-5.83	49.06	74.00	-24.94	peak
3	9688.000	51.84	-1.36	50.48	74.00	-23.52	peak

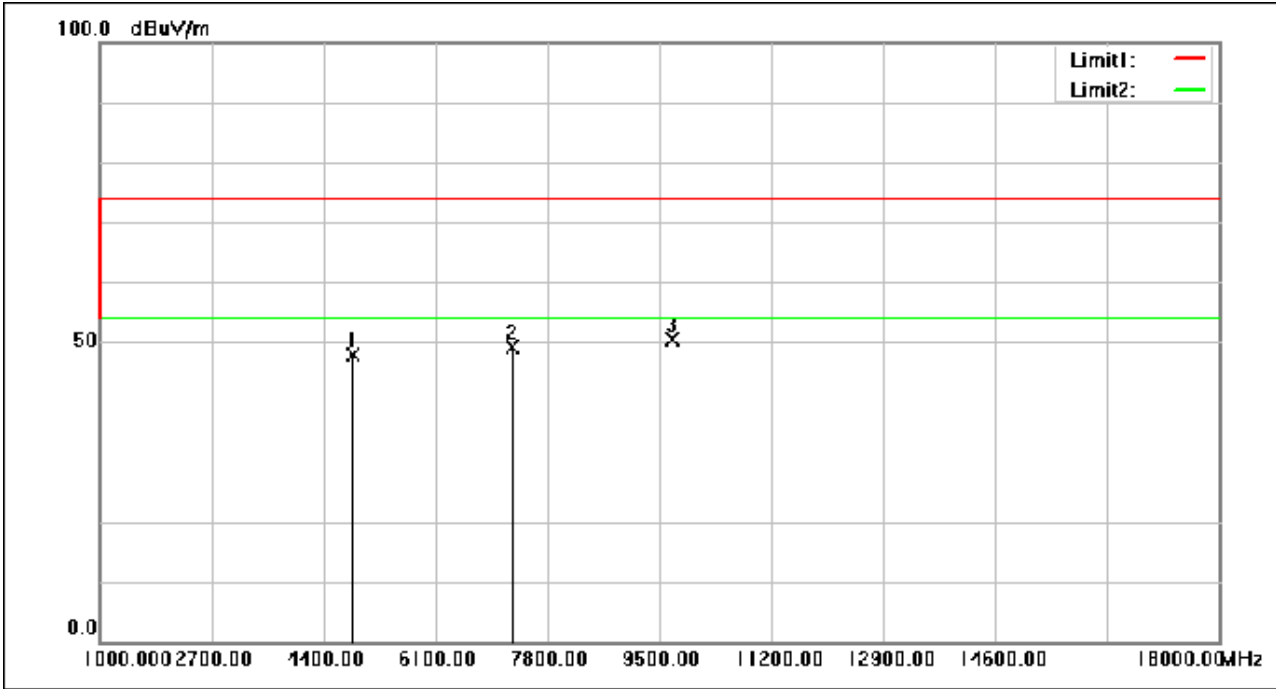
Compliance Certification Services (Kunshan) Inc.

CCSEM-TRF-001 Rev. 02 Sep 01, 2023

Report No.: KSCR230900174503

Page: 71 of 130

Test Mode: 04; Polarity: Vertical; Modulation:802.11n; Bandwidth:40MHz; Channel:Low



No.	Frequency (MHz)	Reading (dBuV)	Correction factor(dB/m)	Result (dBuV/m)	Limit (dBuV/m)	Margin (dB)	Remark
1	4844.000	56.71	-8.71	48.00	74.00	-26.00	peak
2	7266.000	54.89	-5.83	49.06	74.00	-24.94	peak
3	9688.000	51.69	-1.36	50.33	74.00	-23.67	peak



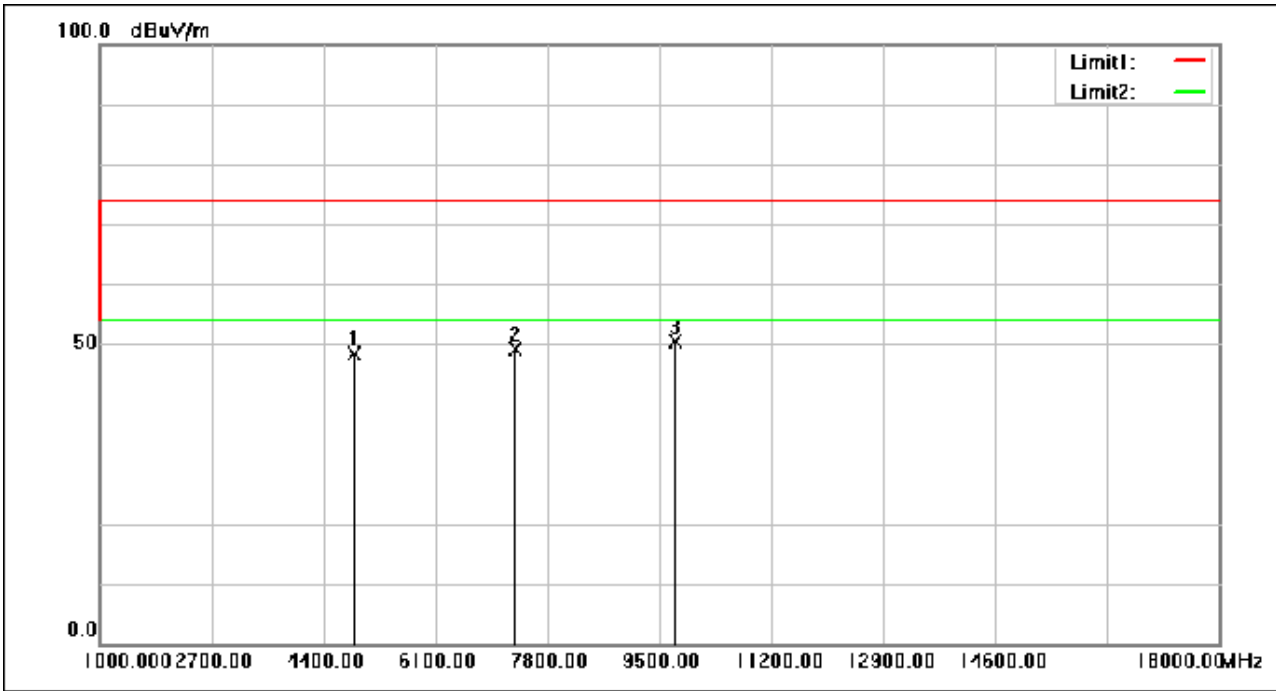
Compliance Certification Services (Kunshan) Inc.

CCSEM-TRF-001 Rev. 02 Sep 01, 2023

Report No.: KSCR230900174503

Page: 72 of 130

Test Mode: 04; Polarity: Horizontal; Modulation:802.11n; Bandwidth:40MHz; Channel:middle



No.	Frequency (MHz)	Reading (dBuV)	Correction factor(dB/m)	Result (dBuV/m)	Limit (dBuV/m)	Margin (dB)	Remark
1	4874.000	56.93	-8.61	48.32	74.00	-25.68	peak
2	7311.000	54.92	-5.78	49.14	74.00	-24.86	peak
3	9748.000	51.82	-1.43	50.39	74.00	-23.61	peak



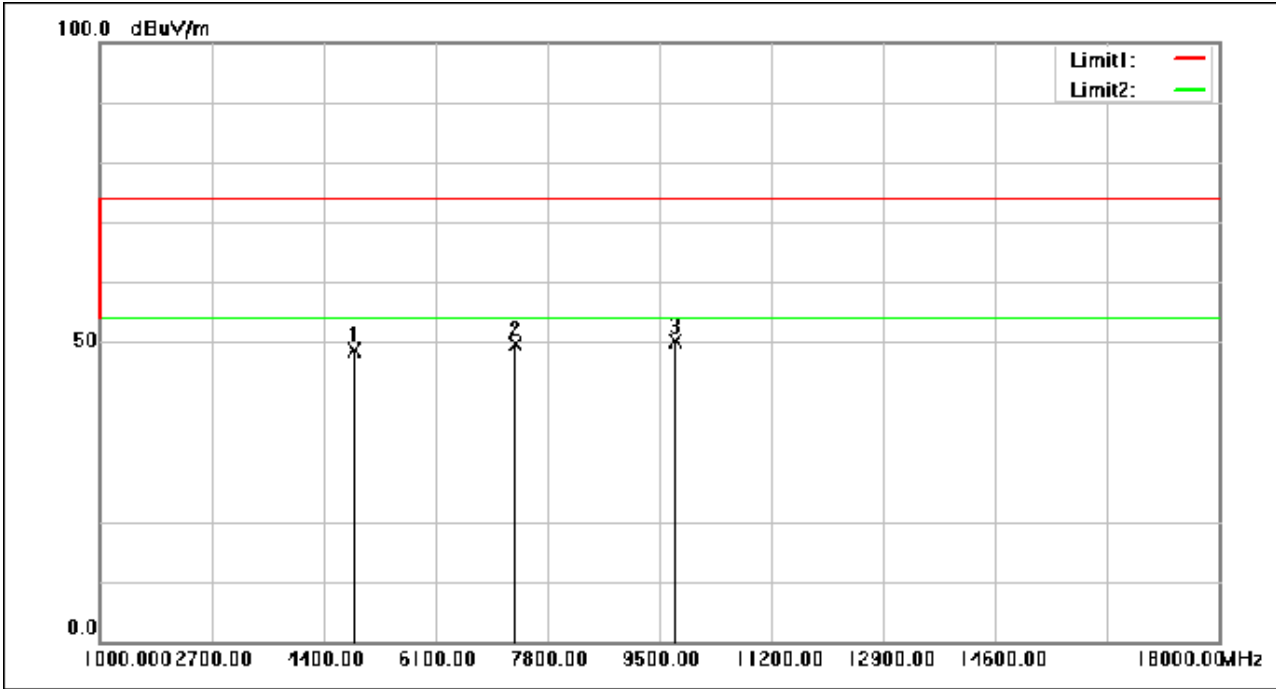
Compliance Certification Services (Kunshan) Inc.

CCSEM-TRF-001 Rev. 02 Sep 01, 2023

Report No.: KSCR230900174503

Page: 73 of 130

Test Mode: 04; Polarity: Vertical; Modulation:802.11n; Bandwidth:40MHz; Channel:middle



No.	Frequency (MHz)	Reading (dBuV)	Correction factor(dB/m)	Result (dBuV/m)	Limit (dBuV/m)	Margin (dB)	Remark
1	4874.000	57.19	-8.61	48.58	74.00	-25.42	peak
2	7311.000	55.41	-5.78	49.63	74.00	-24.37	peak
3	9748.000	51.49	-1.43	50.06	74.00	-23.94	peak

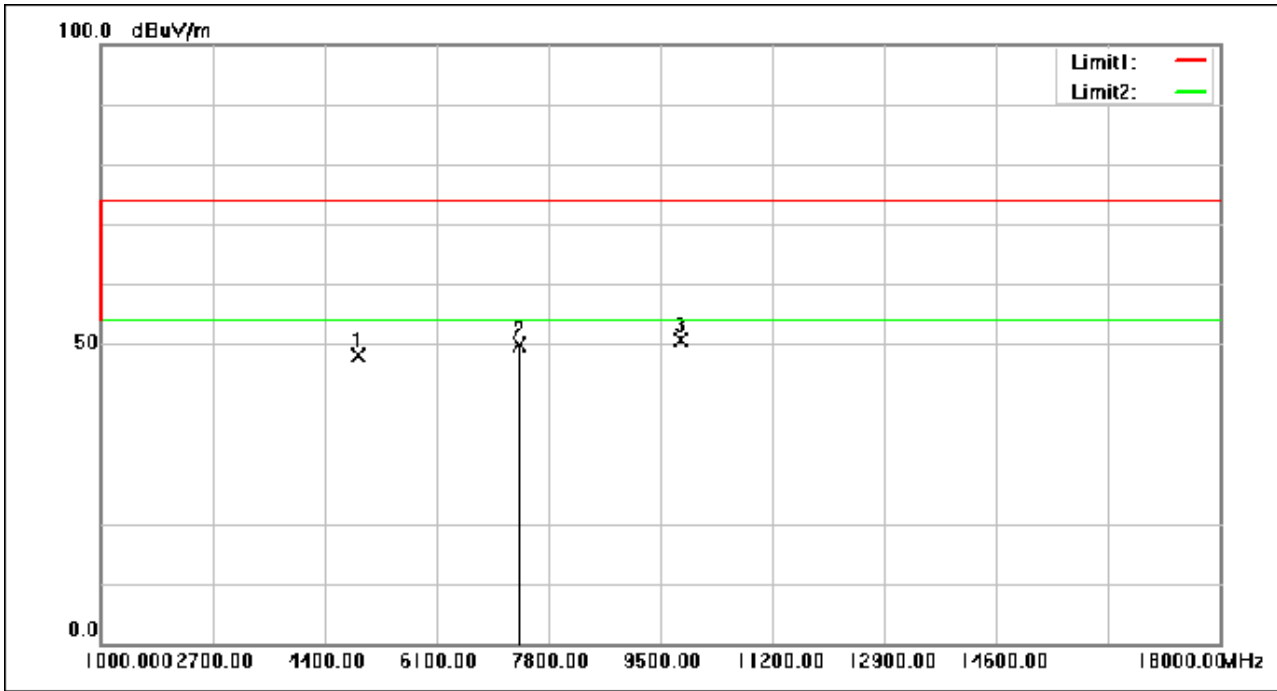
Compliance Certification Services (Kunshan) Inc.

CCSEM-TRF-001 Rev. 02 Sep 01, 2023

Report No.: KSCR230900174503

Page: 74 of 130

Test Mode: 04; Polarity: Horizontal; Modulation:802.11n; Bandwidth:40MHz; Channel:High



No.	Frequency (MHz)	Reading (dBuV)	Correction factor(dB/m)	Result (dBuV/m)	Limit (dBuV/m)	Margin (dB)	Remark
1	4904.000	56.56	-8.51	48.05	74.00	-25.95	peak
2	7356.000	55.49	-5.73	49.76	74.00	-24.24	peak
3	9808.000	52.17	-1.47	50.70	74.00	-23.30	peak

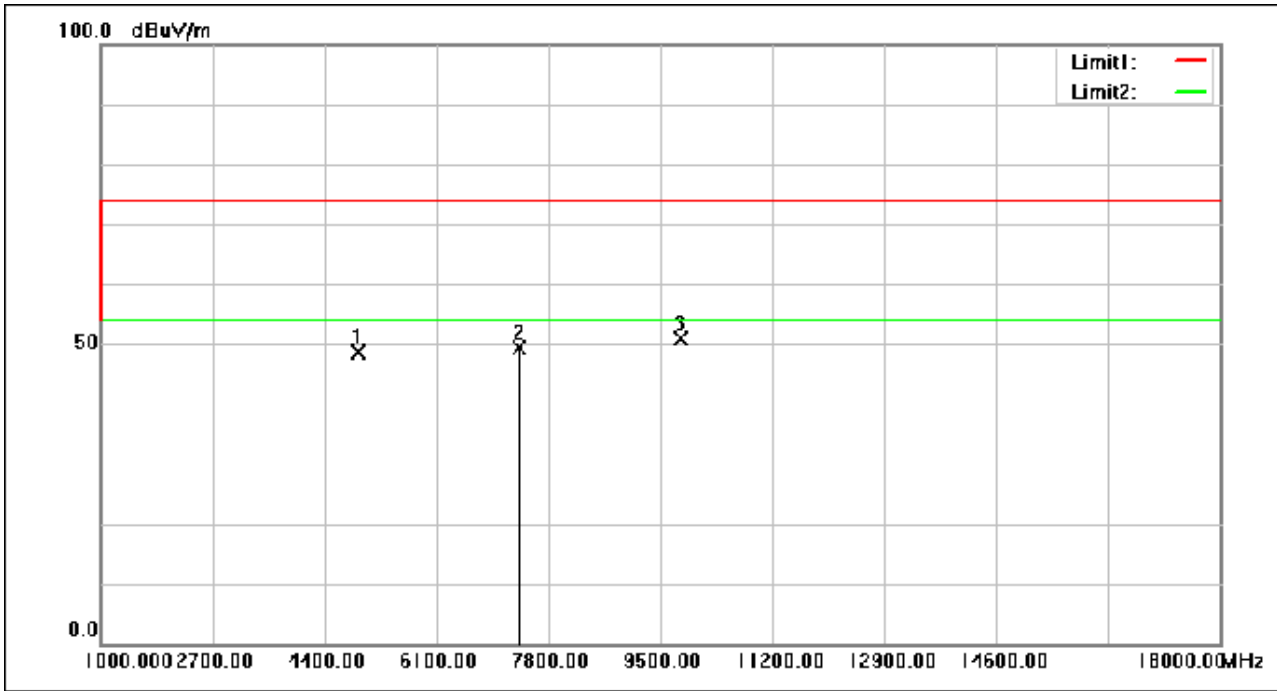
Compliance Certification Services (Kunshan) Inc.

CCSEM-TRF-001 Rev. 02 Sep 01, 2023

Report No.: KSCR230900174503

Page: 75 of 130

Test Mode: 04; Polarity: Vertical; Modulation:802.11n; Bandwidth:40MHz; Channel:High



No.	Frequency (MHz)	Reading (dBuV)	Correction factor(dB/m)	Result (dBuV/m)	Limit (dBuV/m)	Margin (dB)	Remark
1	4904.000	57.09	-8.51	48.58	74.00	-25.42	peak
2	7356.000	55.16	-5.73	49.43	74.00	-24.57	peak
3	9808.000	52.31	-1.47	50.84	74.00	-23.16	peak

Compliance Certification Services (Kunshan) Inc.

CCSEM-TRF-001 Rev. 02 Sep 01, 2023

Report No.: KSCR230900174503

Page: 76 of 130

7.10 99% Bandwidth

Test Requirement RSS-Gen Section 6.7
 Test Method: ANSI C63.10 (2013) Section 6.9.3

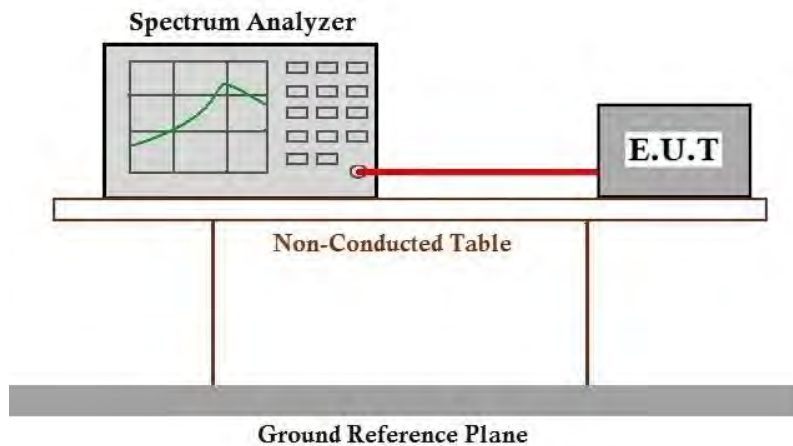
7.10.1 E.U.T. Operation

Operating Environment:
 Temperature: 20.4 °C Humidity: 50.3 % RH Atmospheric Pressure: 1010 mbar

7.10.2 Test Mode Description

Pre-scan / Final test	Mode Code	Description
Final test	04	TX mode_Keep the EUT in continuously transmitting mode with all modulation types. All data rates for each modulation type have been tested and found the data rate @ 1Mbps is the worst case of IEEE 802.11b; data rate @ 6Mbps is the worst case of IEEE 802.11g; data rate @ 6.5Mbps is the worst case of IEEE 802.11n(HT20); data rate @ 13.5Mbps is the worst case of IEEE 802.11n(HT40), final test modes are considering the modulation and worse data rates. Only the data of worst case is recorded in the report.

7.10.3 Test Setup Diagram



7.10.4 Measurement Procedure and Data

Please Refer to Appendix for Details



Compliance Certification Services (Kunshan) Inc.

CCSEM-TRF-001 Rev. 02 Sep 01, 2023

Report No.: KSCR230900174503

Page: 77 of 130

8 Test Setup Photo

Refer to Appendix - Test Setup Photo for KSCR2309001745AT

9 EUT Constructional Details (EUT Photos)

Refer to Appendix - Photographs of EUT Constructional Details for KSCR2309001745AT

10 Appendix

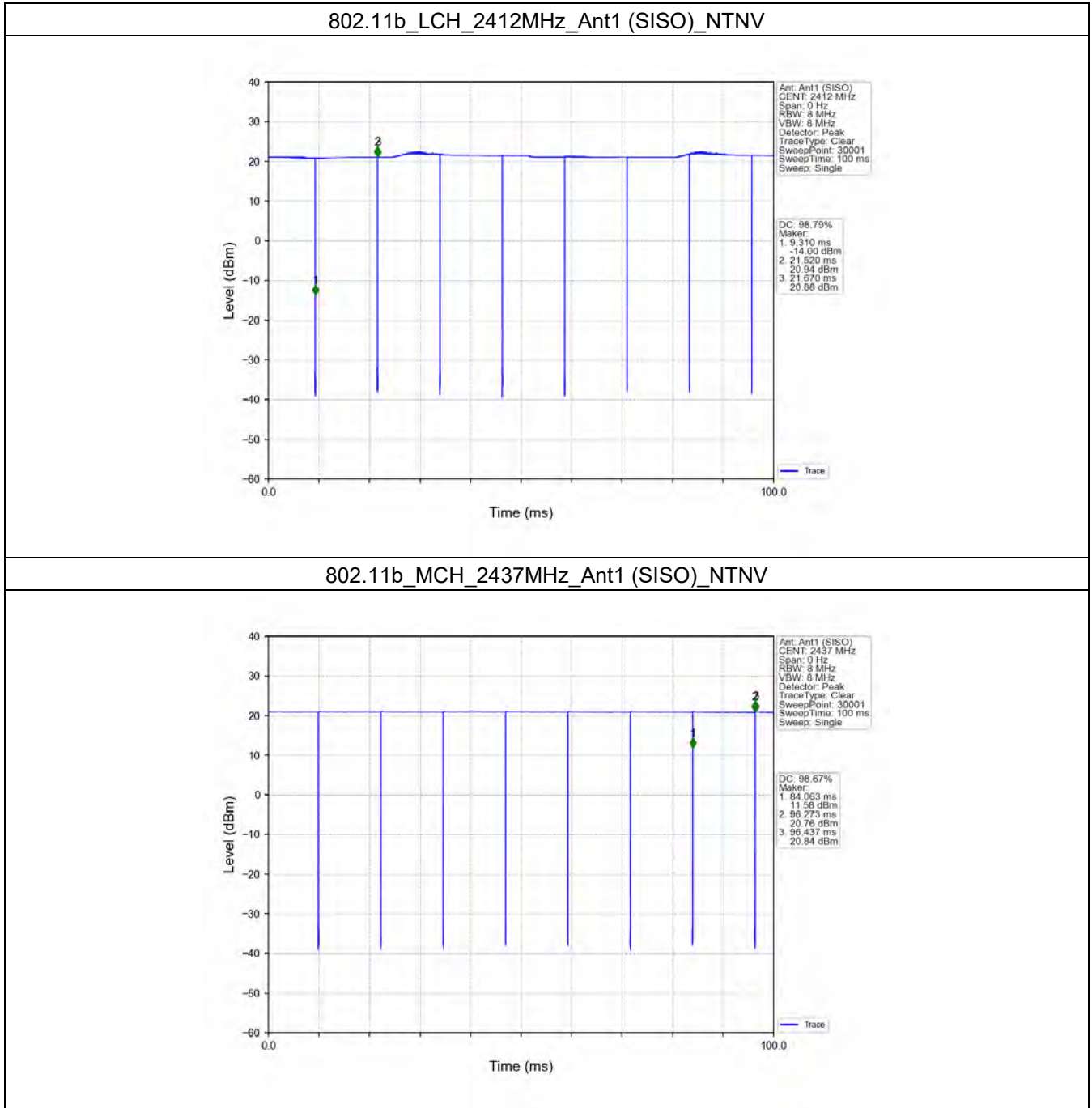
1. Duty Cycle

1.1 Ant1

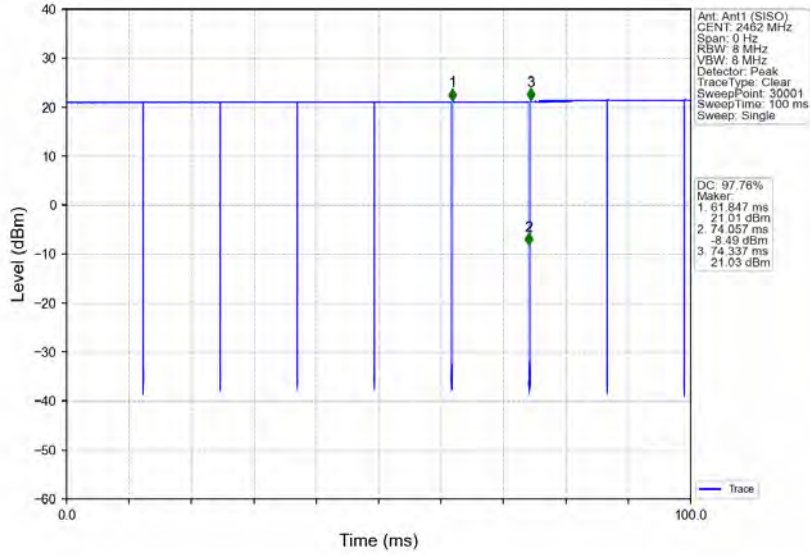
1.1.1 Test Result

Ant1							
Mode	TX Type	Frequency (MHz)	T_on (ms)	Period (ms)	Duty Cycle (%)	Duty Cycle Correction Factor (dB)	Max. DC Variation (%)
802.11b	SISO	2412	12.210	12.360	98.79	0.05	0.13
		2437	12.210	12.374	98.67	0.06	0.21
		2462	12.210	12.490	97.76	0.10	1.16
802.11g	SISO	2412	2.030	2.065	98.31	0.07	0.04
		2437	2.030	2.065	98.31	0.07	0.04
		2462	2.030	2.066	98.26	0.08	0.04
802.11n (HT20)	SISO	2412	1.890	1.925	98.18	0.08	0.03
		2437	1.890	1.926	98.13	0.08	0.03
		2462	1.890	1.925	98.18	0.08	0.03
802.11n (HT40)	SISO	2422	0.929	0.979	94.89	0.23	0.03
		2437	0.930	0.979	94.99	0.22	0.03
		2452	0.929	0.979	94.89	0.23	0.03

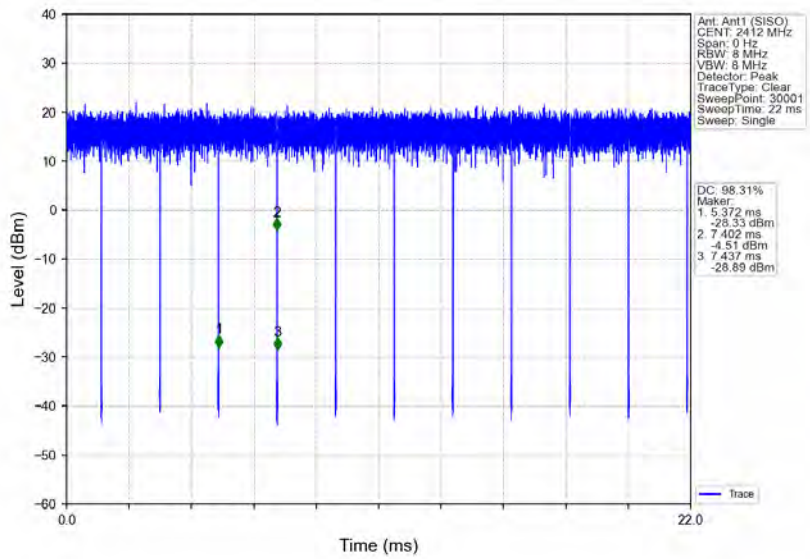
1.1.2 Test Graph



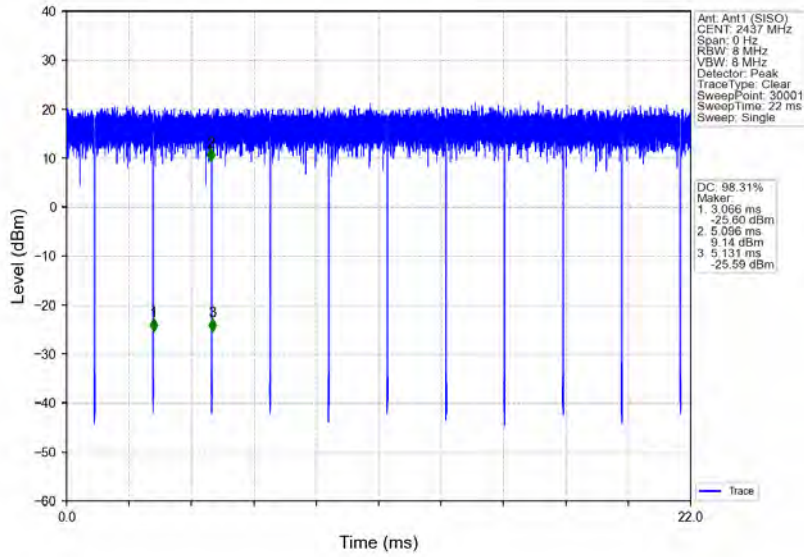
802.11b_HCH_2462MHz_Ant1 (SISO)_NTNV



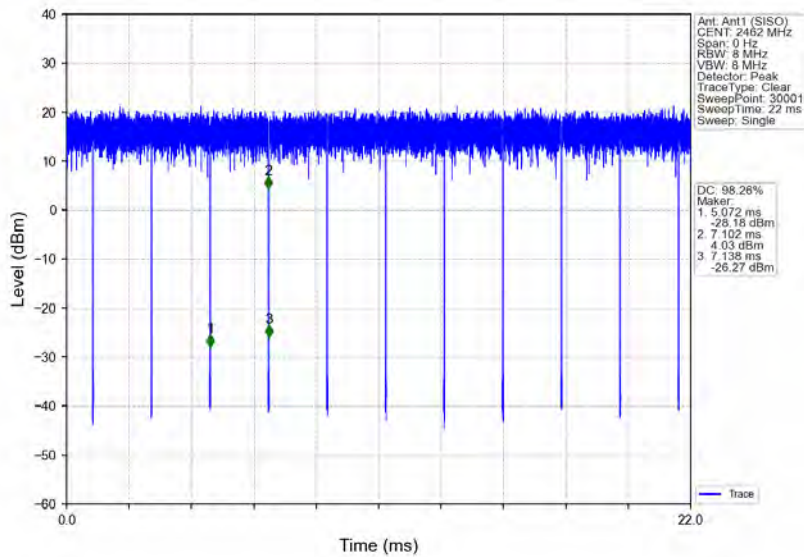
802.11g_LCH_2412MHz_Ant1 (SISO)_NTNV



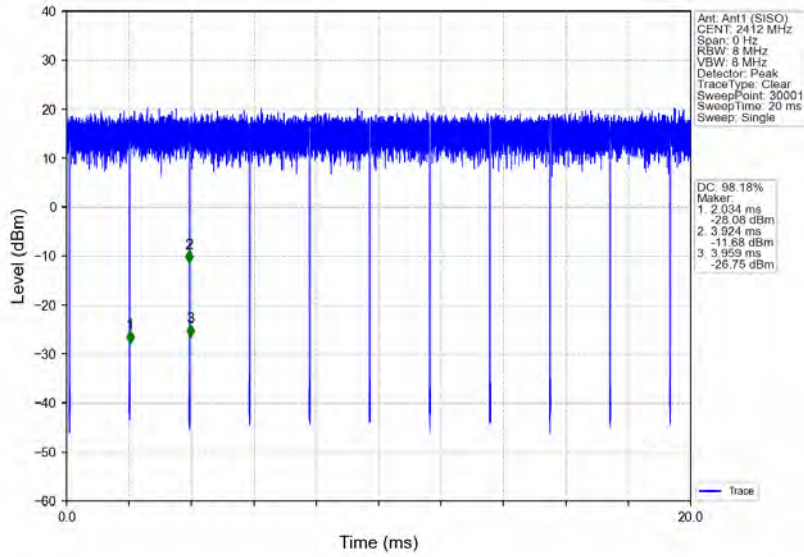
802.11g_MCH_2437MHz_Ant1 (SISO)_NTNV



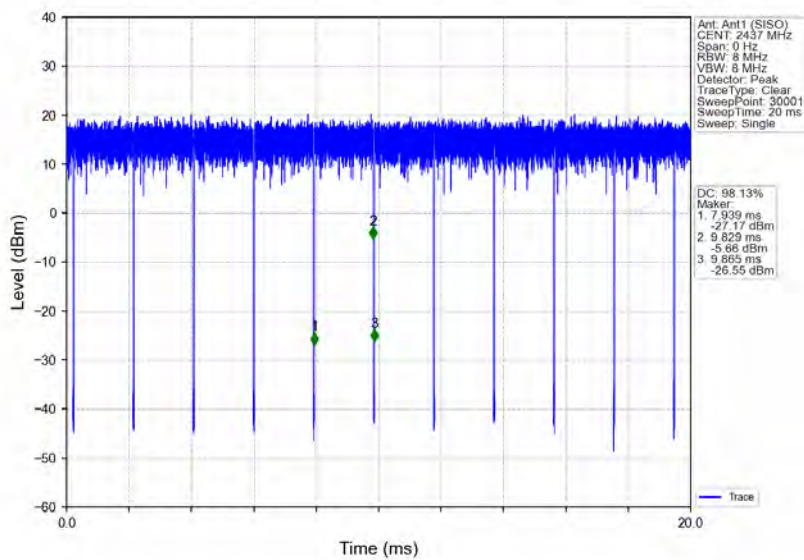
802.11g_HCH_2462MHz_Ant1 (SISO)_NTNV



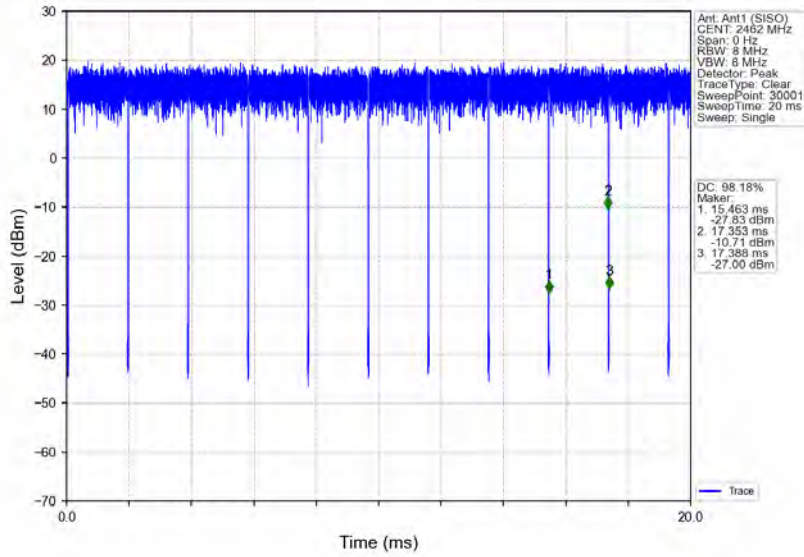
802.11n(HT20)_LCH_2412MHz_Ant1 (SISO)_NTNV



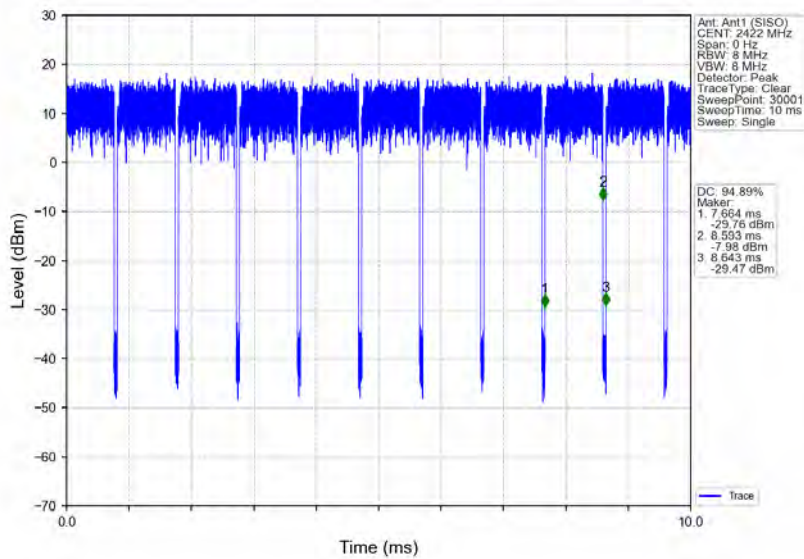
802.11n(HT20)_MCH_2437MHz_Ant1 (SISO)_NTNV



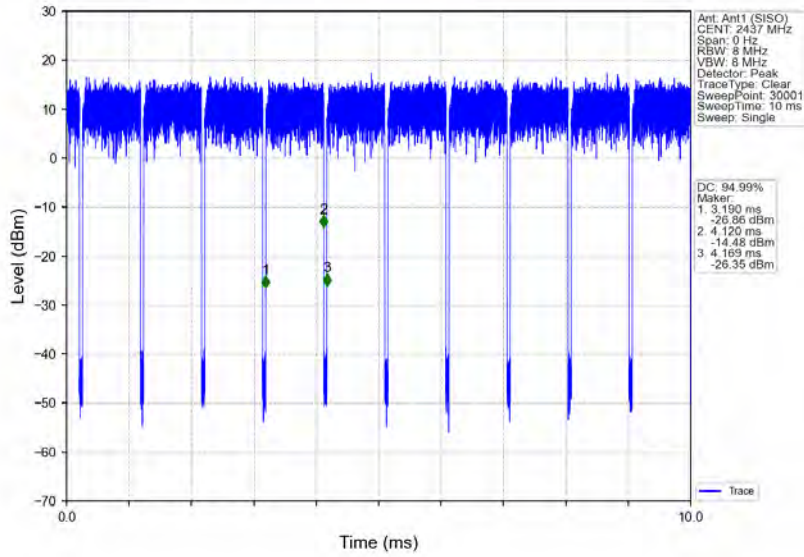
802.11n(HT20)_HCH_2462MHz_Ant1 (SISO)_NTNV



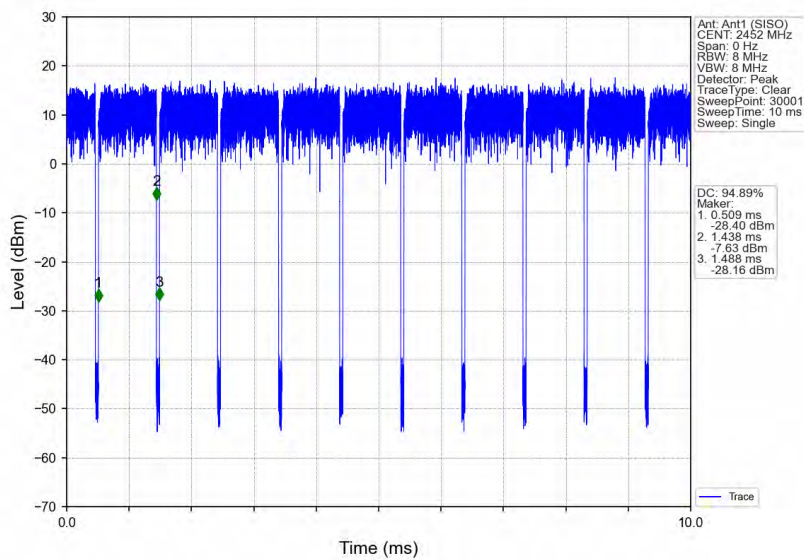
802.11n(HT40)_LCH_2422MHz_Ant1 (SISO)_NTNV



802.11n(HT40)_MCH_2437MHz_Ant1 (SISO)_NTNV



802.11n(HT40)_HCH_2452MHz_Ant1 (SISO)_NTNV





Compliance Certification Services (Kunshan) Inc.

CCSEM-TRF-001 Rev. 02 Sep 01, 2023

Report No.: KSCR230900174503

Page: 85 of 130

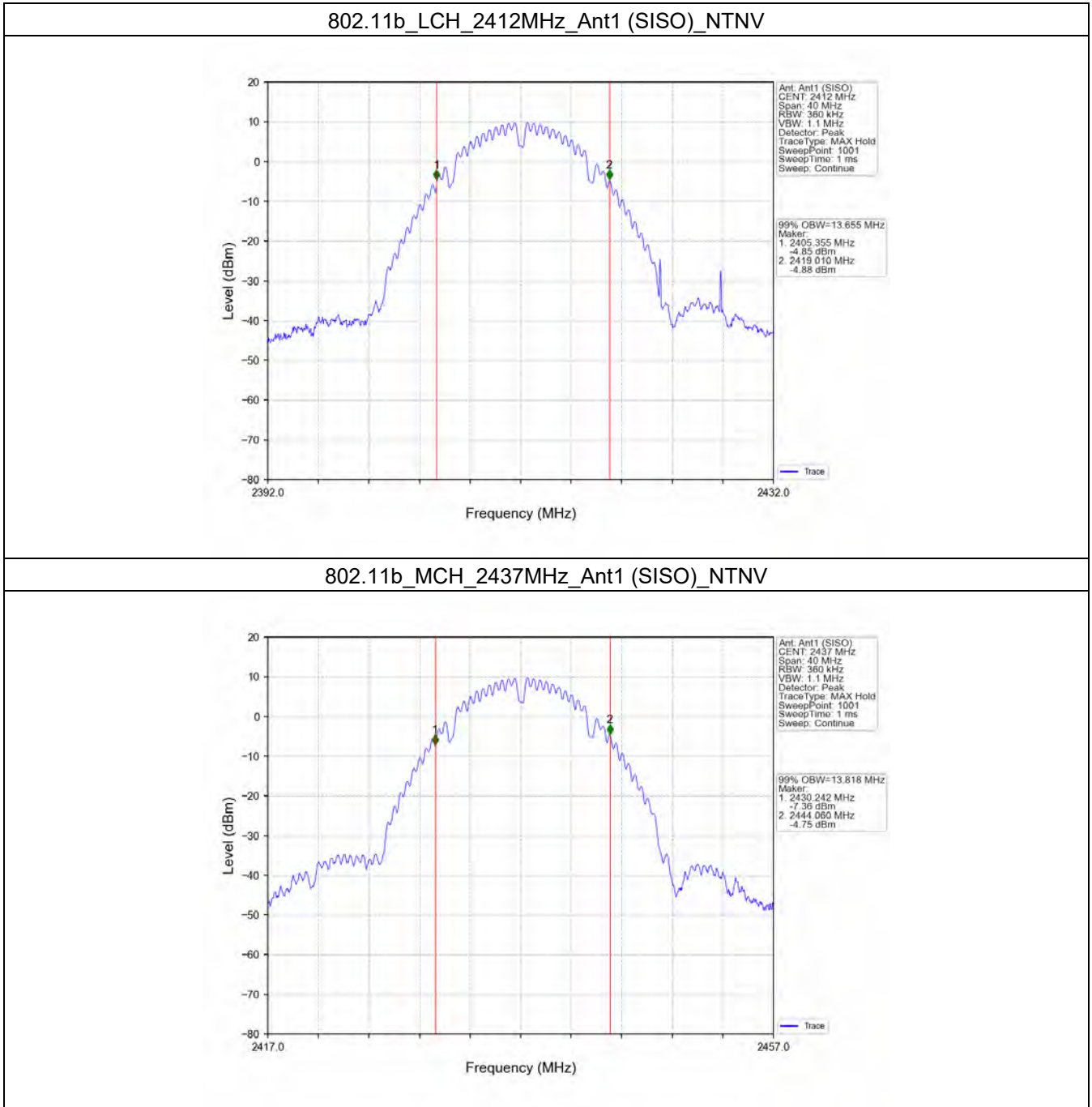
2. Bandwidth

2.1 OBW

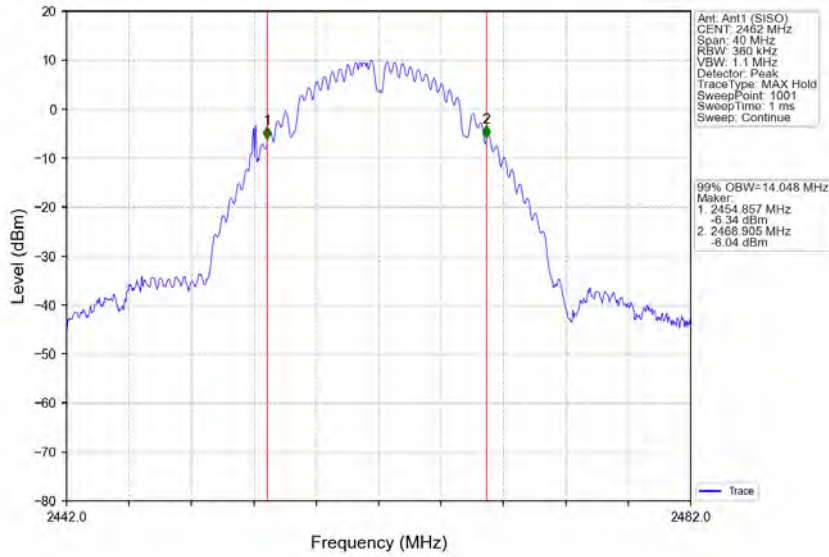
2.1.1 Test Result

Mode	TX Type	Frequency (MHz)	ANT	99% Occupied Bandwidth (MHz)		Verdict
				Result	Limit	
802.11b	SISO	2412	1	13.655	/	Pass
		2437	1	13.818	/	Pass
		2462	1	14.048	/	Pass
802.11g	SISO	2412	1	17.315	/	Pass
		2437	1	17.551	/	Pass
		2462	1	17.533	/	Pass
802.11n (HT20)	SISO	2412	1	18.367	/	Pass
		2437	1	18.596	/	Pass
		2462	1	18.573	/	Pass
802.11n (HT40)	SISO	2422	1	36.537	/	Pass
		2437	1	36.723	/	Pass
		2452	1	36.509	/	Pass

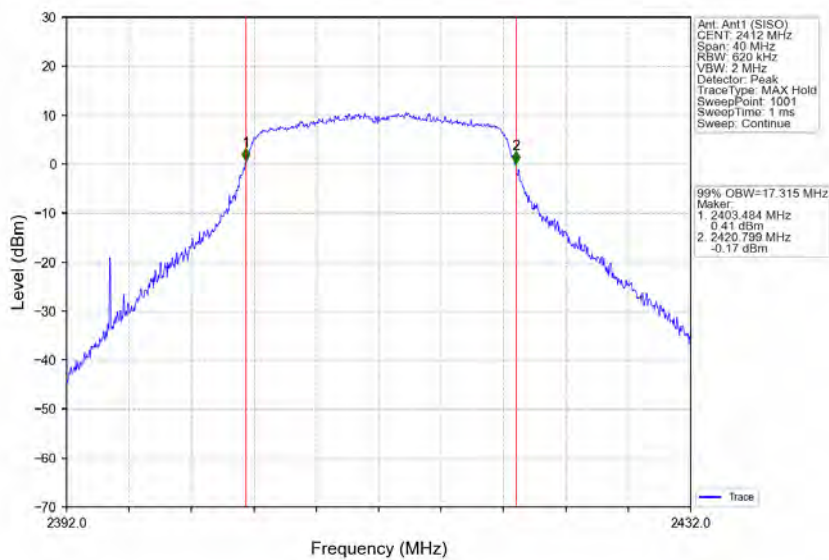
2.1.2 Test Graph



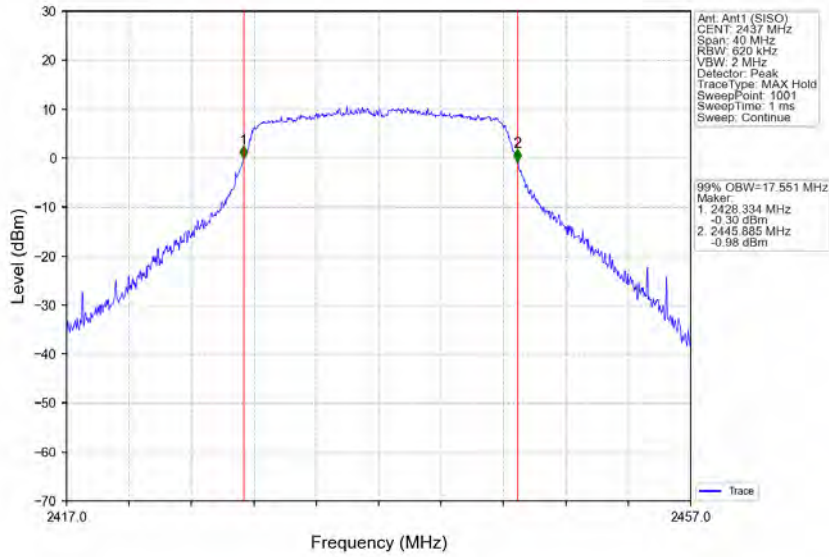
802.11b_HCH_2462MHz_Ant1 (SISO)_NTNV



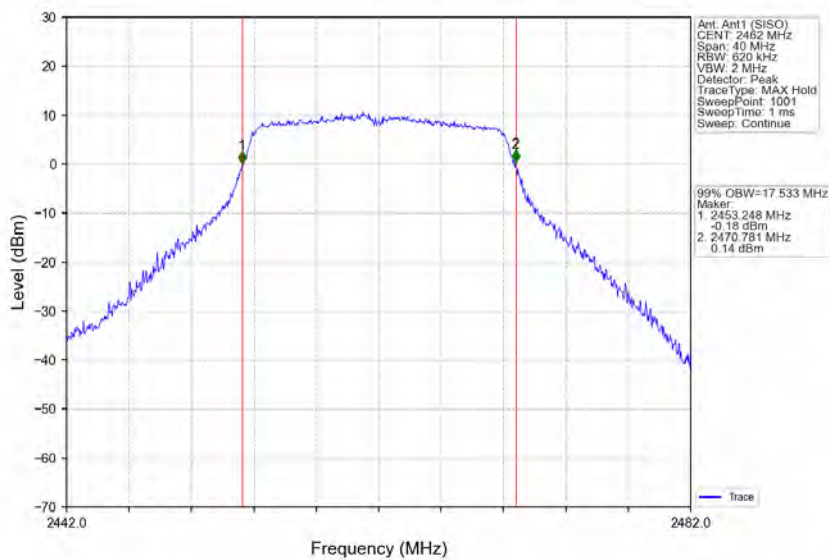
802.11g_LCH_2412MHz_Ant1 (SISO)_NTNV



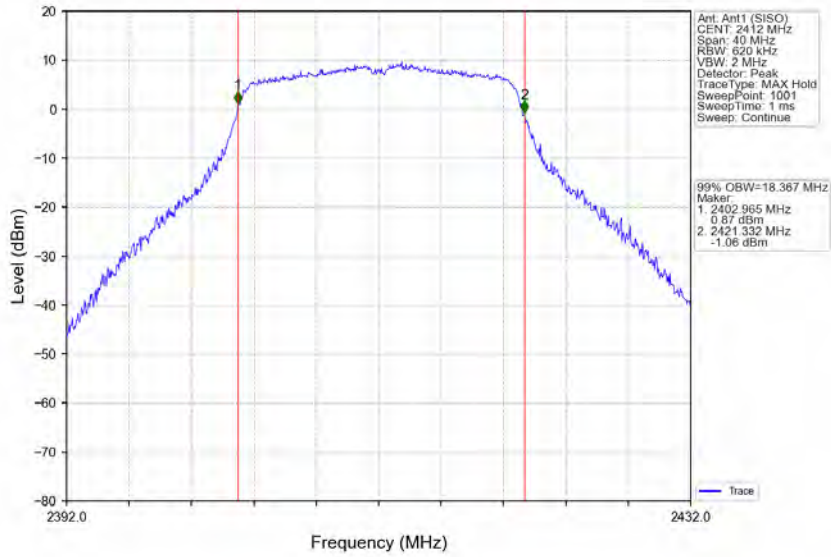
802.11g_MCH_2437MHz_Ant1 (SISO)_NTNV



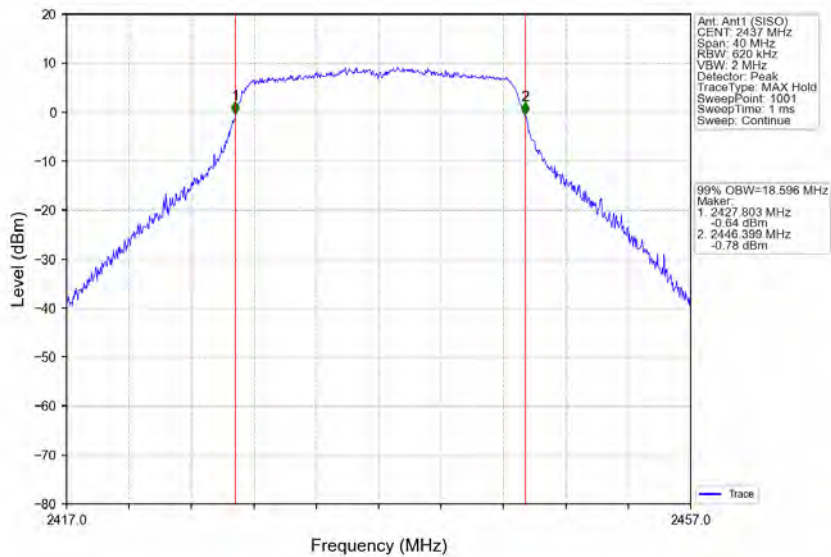
802.11g_HCH_2462MHz_Ant1 (SISO)_NTNV



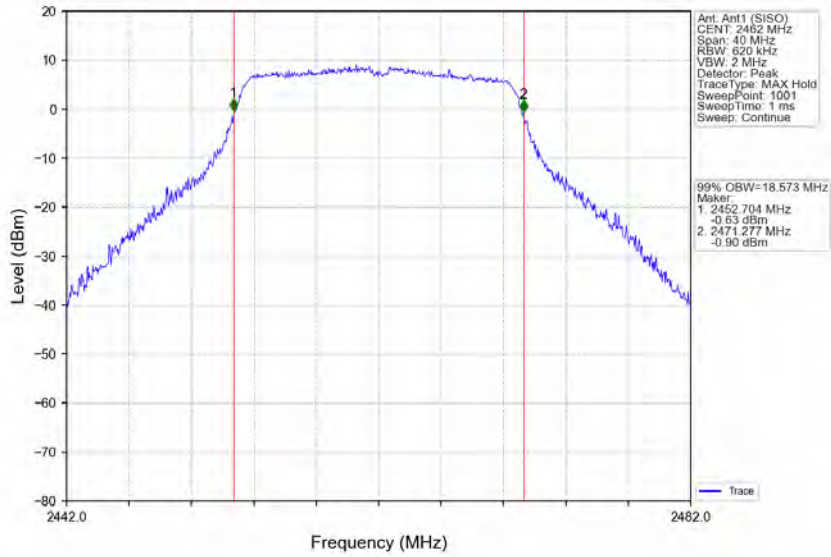
802.11n(HT20)_LCH_2412MHz_Ant1 (SISO)_NTNV



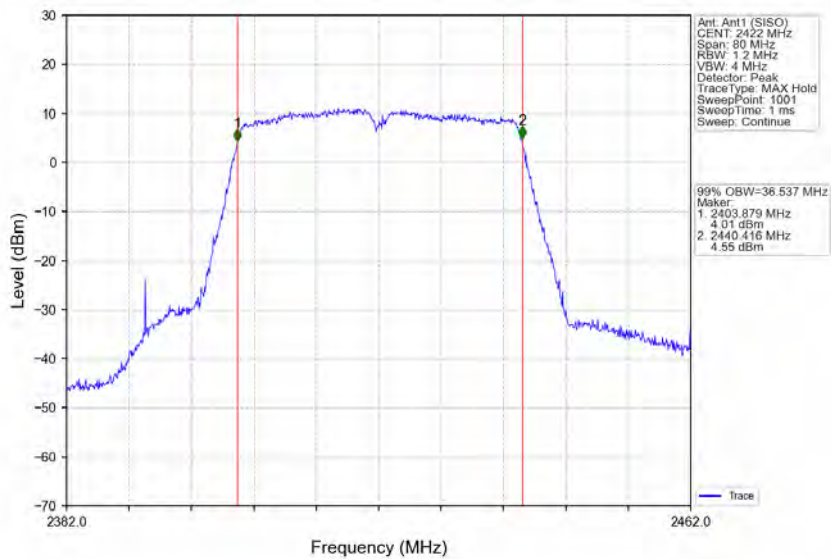
802.11n(HT20)_MCH_2437MHz_Ant1 (SISO)_NTNV



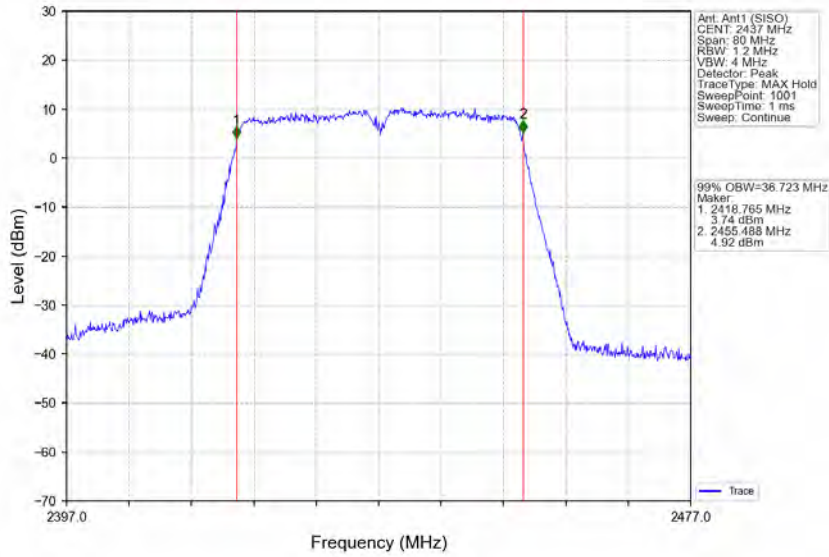
802.11n(HT20)_HCH_2462MHz_Ant1 (SISO)_NTNV



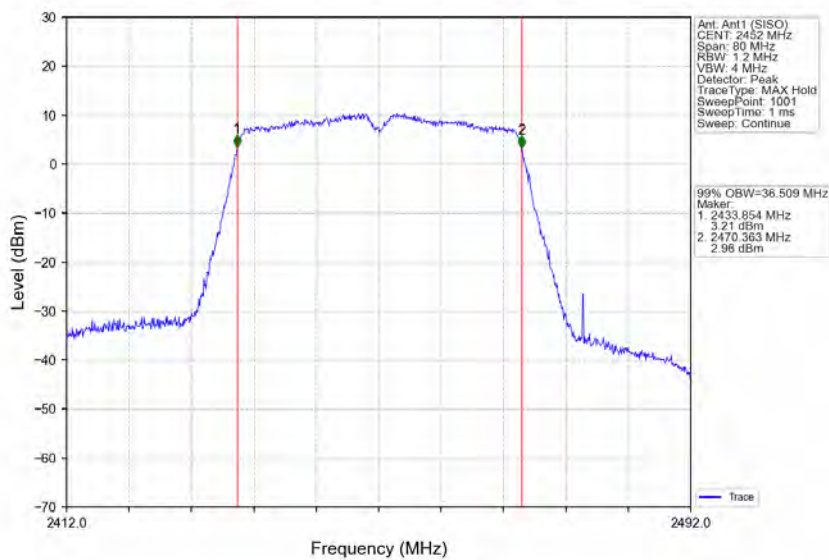
802.11n(HT40)_LCH_2422MHz_Ant1 (SISO)_NTNV



802.11n(HT40)_MCH_2437MHz_Ant1 (SISO)_NTNV



802.11n(HT40)_HCH_2452MHz_Ant1 (SISO)_NTNV



Compliance Certification Services (Kunshan) Inc.

CCSEM-TRF-001 Rev. 02 Sep 01, 2023

Report No.: KSCR230900174503

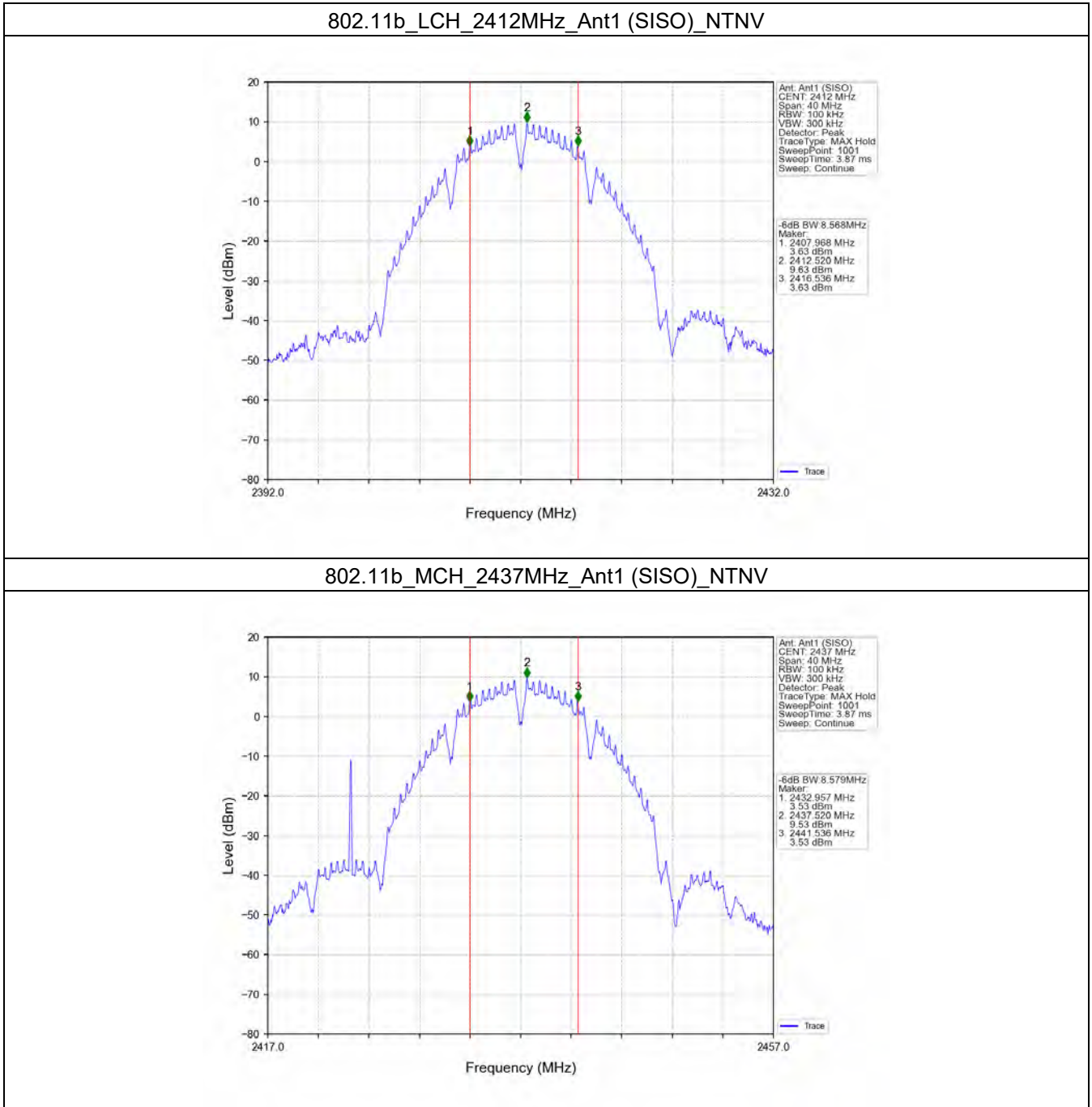
Page: 92 of 130

2.2 6dB BW

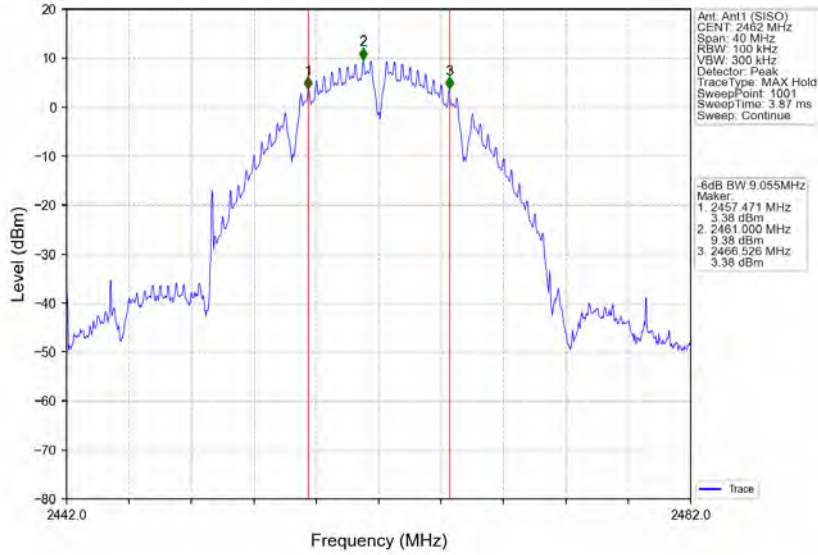
2.2.1 Test Result

Mode	TX Type	Frequency (MHz)	ANT	6dB Bandwidth (MHz)		Verdict
				Result	Limit	
802.11b	SISO	2412	1	8.568	≥ 0.5	Pass
		2437	1	8.579	≥ 0.5	Pass
		2462	1	9.055	≥ 0.5	Pass
802.11g	SISO	2412	1	15.131	≥ 0.5	Pass
		2437	1	15.511	≥ 0.5	Pass
		2462	1	15.528	≥ 0.5	Pass
802.11n (HT20)	SISO	2412	1	15.371	≥ 0.5	Pass
		2437	1	15.979	≥ 0.5	Pass
		2462	1	15.737	≥ 0.5	Pass
802.11n (HT40)	SISO	2422	1	35.729	≥ 0.5	Pass
		2437	1	36.091	≥ 0.5	Pass
		2452	1	35.198	≥ 0.5	Pass

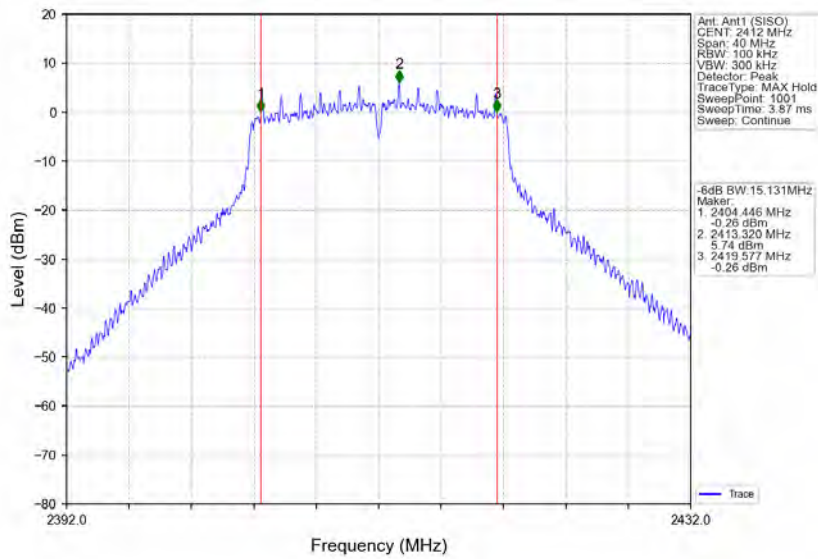
2.2.2 Test Graph



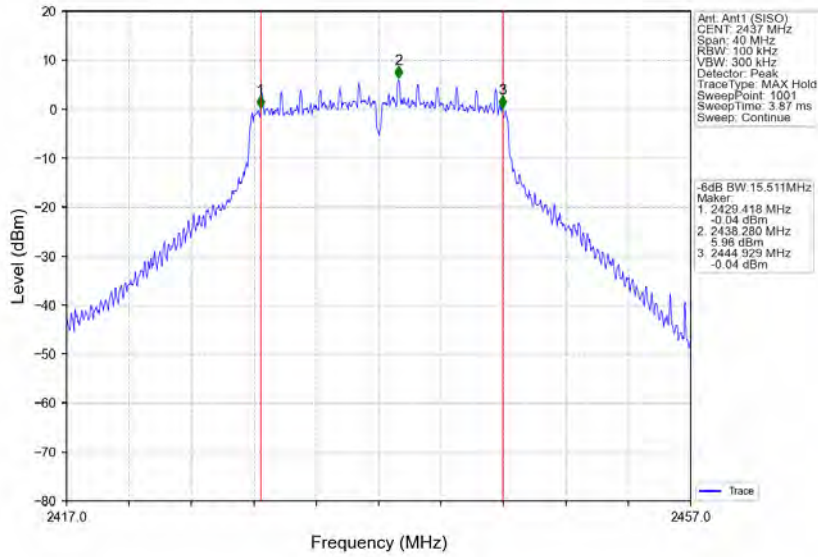
802.11b_HCH_2462MHz_Ant1 (SISO)_NTNV



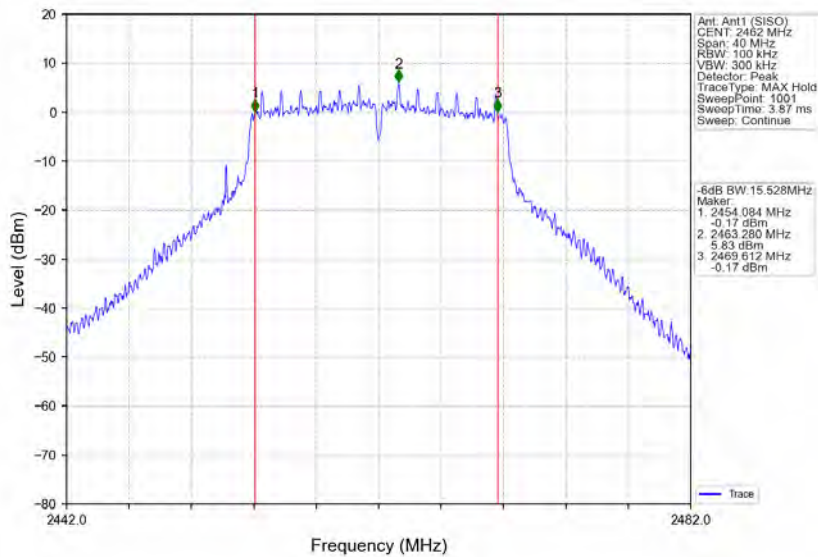
802.11g_LCH_2412MHz_Ant1 (SISO)_NTNV



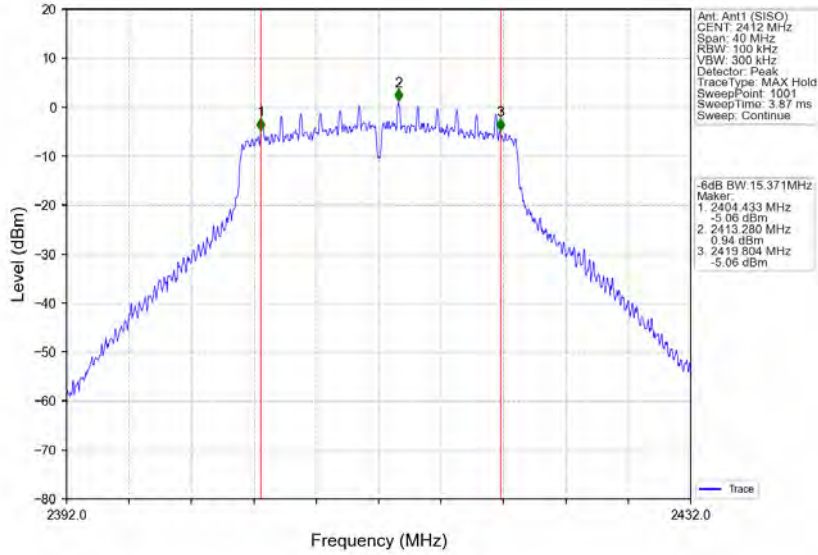
802.11g_MCH_2437MHz_Ant1 (SISO)_NTNV



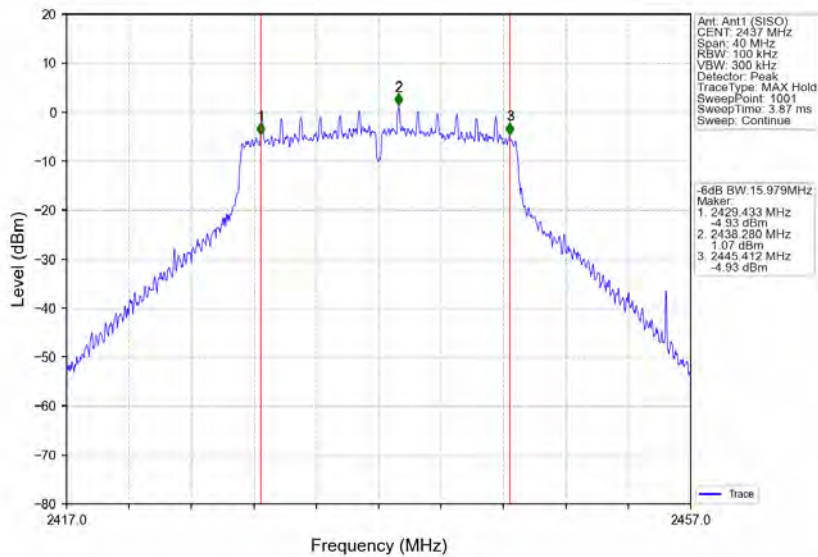
802.11g_HCH_2462MHz_Ant1 (SISO)_NTNV



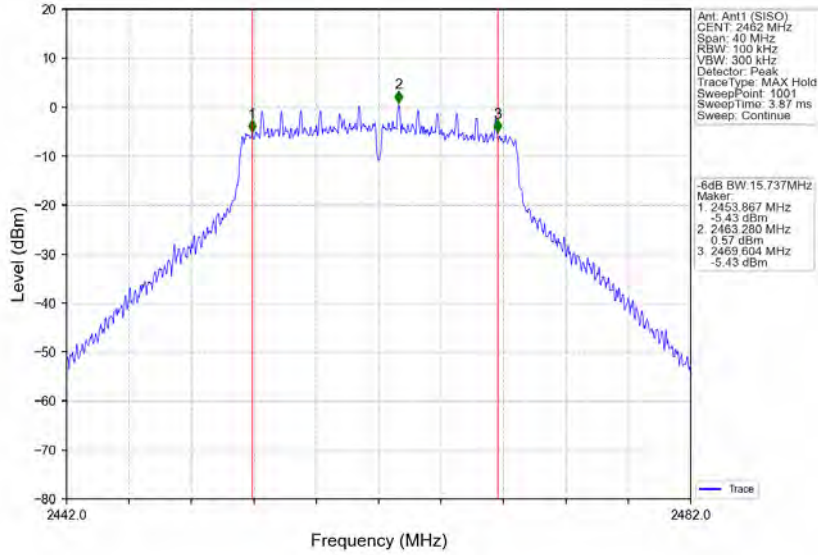
802.11n(HT20)_LCH_2412MHz_Ant1 (SISO)_NTNV



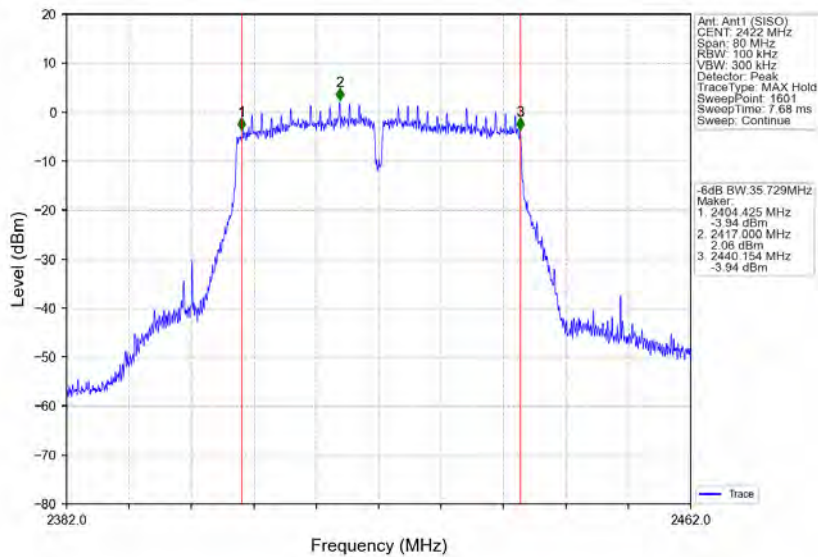
802.11n(HT20)_MCH_2437MHz_Ant1 (SISO)_NTNV



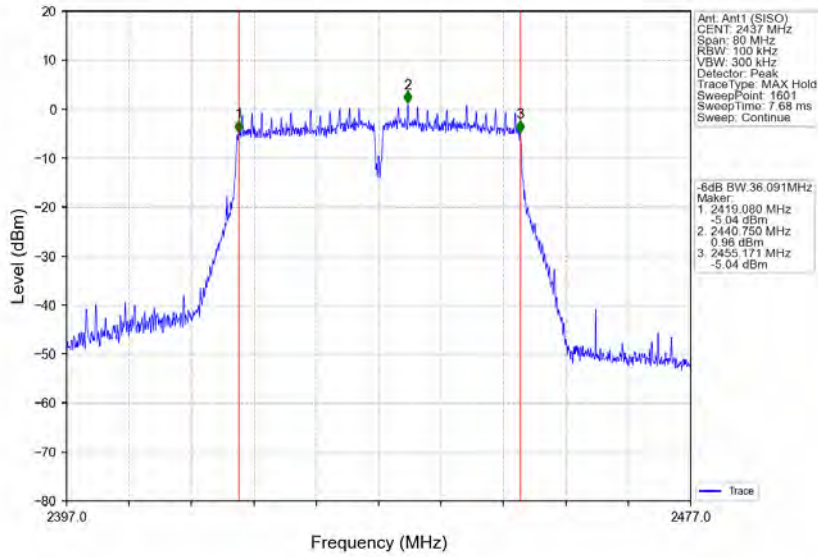
802.11n(HT20)_HCH_2462MHz_Ant1 (SISO)_NTNV



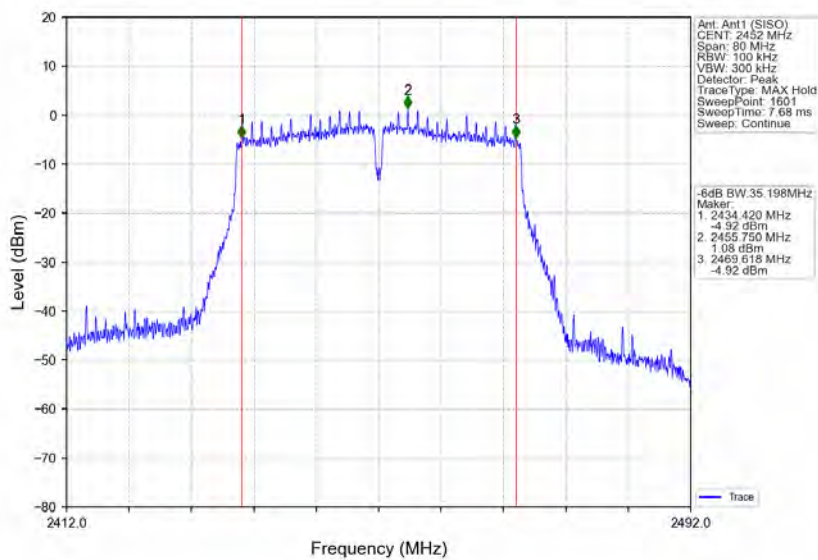
802.11n(HT40)_LCH_2422MHz_Ant1 (SISO)_NTNV



802.11n(HT40)_MCH_2437MHz_Ant1 (SISO)_NTNV



802.11n(HT40)_HCH_2452MHz_Ant1 (SISO)_NTNV





Compliance Certification Services (Kunshan) Inc.

CCSEM-TRF-001 Rev. 02 Sep 01, 2023

Report No.: KSCR230900174503

Page: 99 of 130

3. Maximum Conducted Output Power

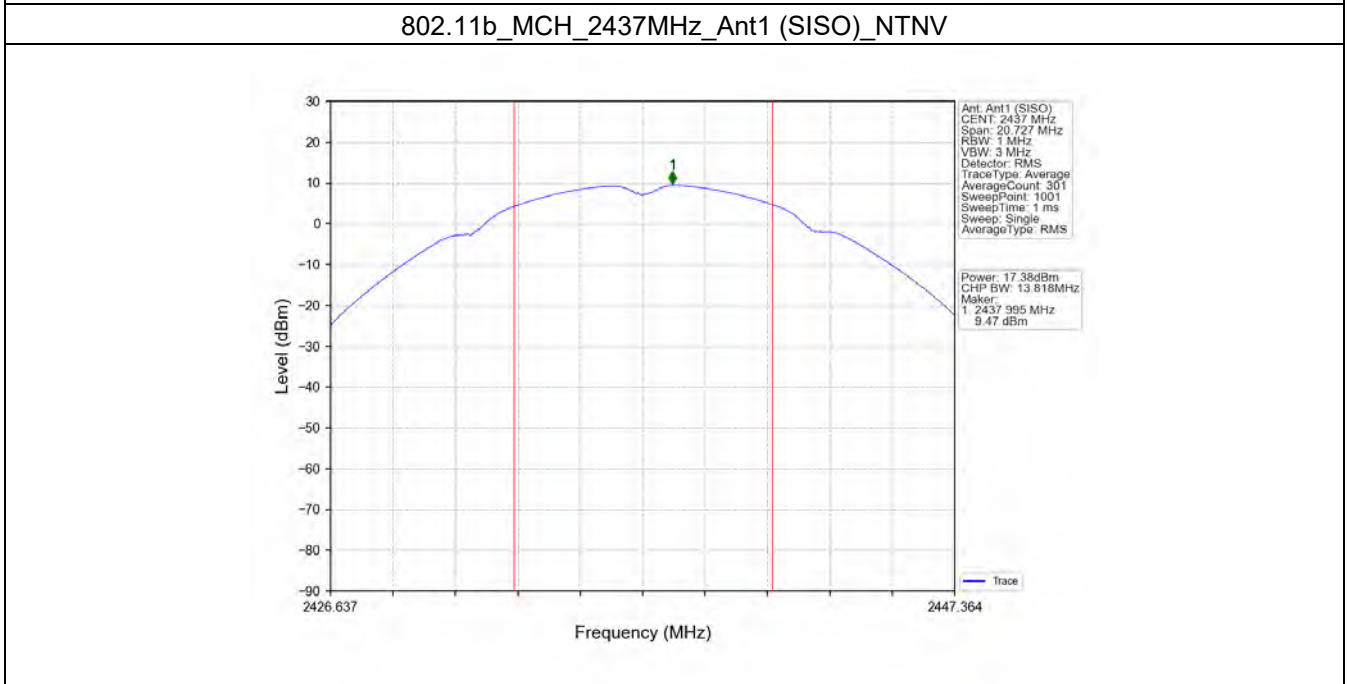
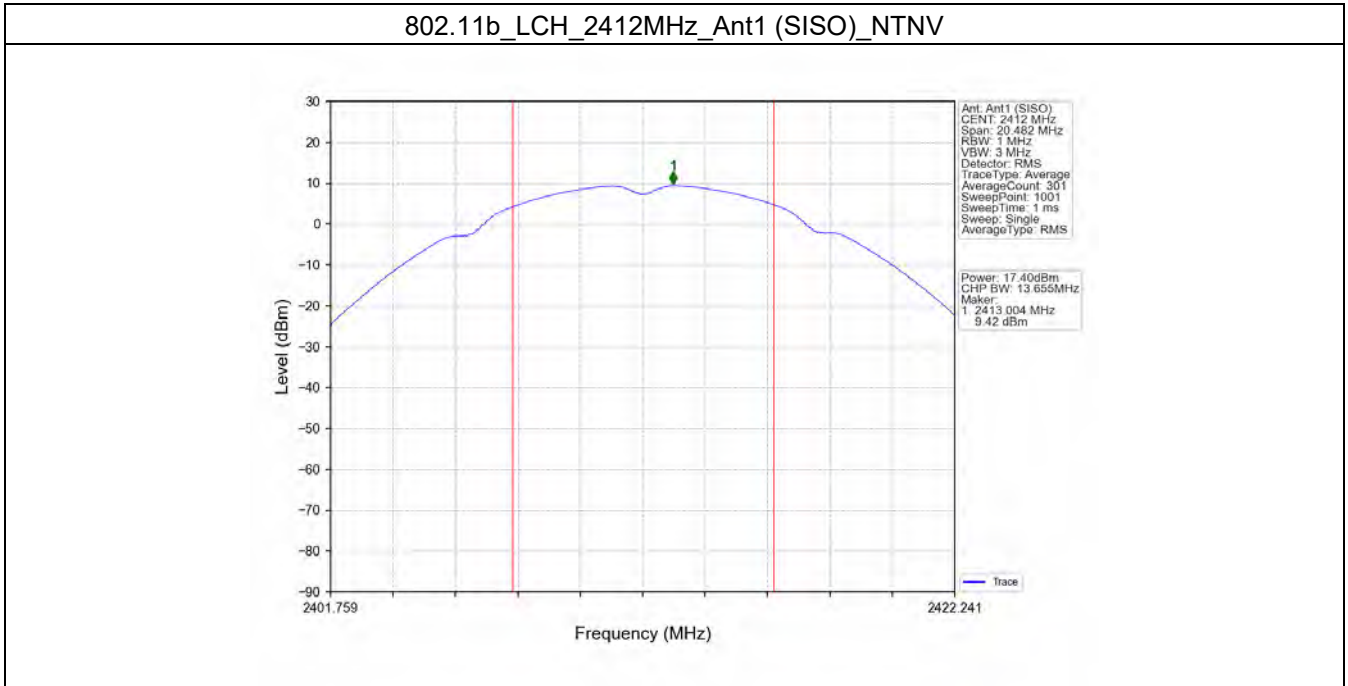
3.1 Power

3.1.1 Test Result

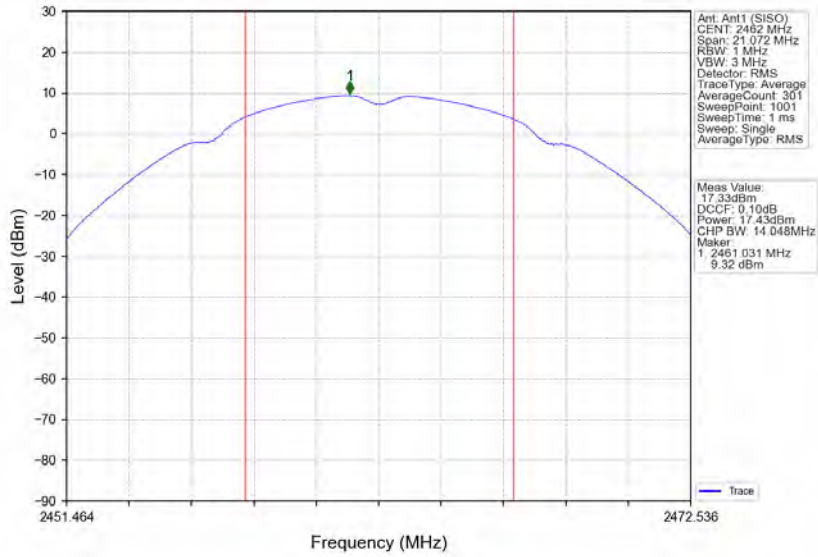
Mode	TX Type	Frequency (MHz)	Maximum Average Conducted Output Power (dBm)		Verdict
			ANT1	Limit	
802.11b	SISO	2412	17.40	<=30	Pass
		2437	17.38	<=30	Pass
		2462	17.43	<=30	Pass
802.11g	SISO	2412	14.95	<=30	Pass
		2437	14.90	<=30	Pass
		2462	14.86	<=30	Pass
802.11n (HT20)	SISO	2412	13.91	<=30	Pass
		2437	14.08	<=30	Pass
		2462	13.85	<=30	Pass
802.11n (HT40)	SISO	2422	13.76	<=30	Pass
		2437	14.04	<=30	Pass
		2452	13.95	<=30	Pass

Note1: Antenna Gain: Ant1: 1.01dBi;

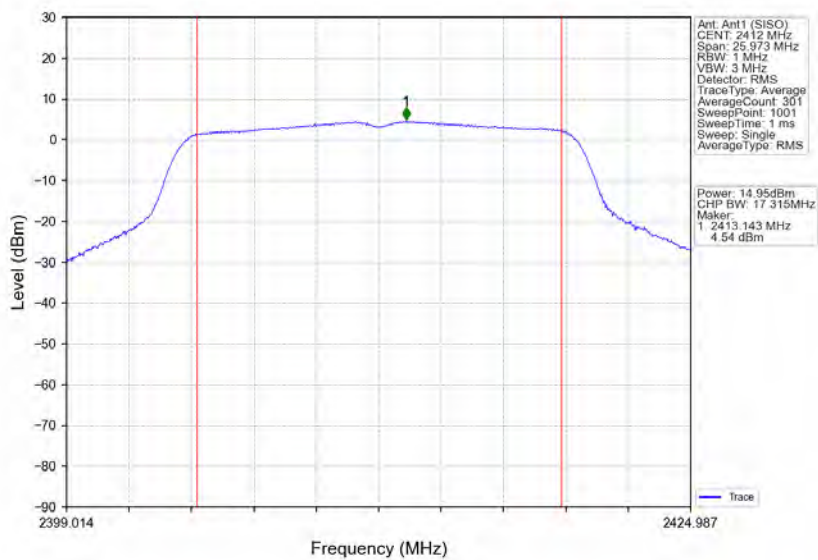
3.1.2 Test Graph



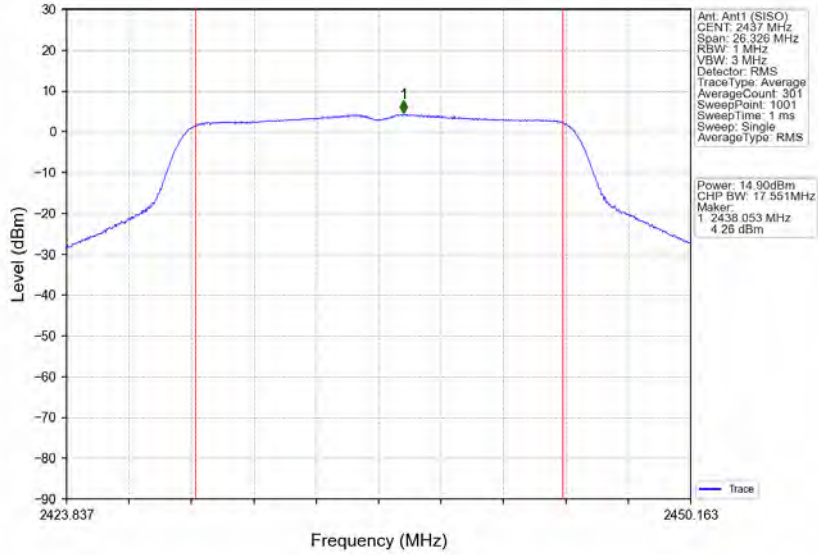
802.11b_HCH_2462MHz_Ant1 (SISO)_NTNV



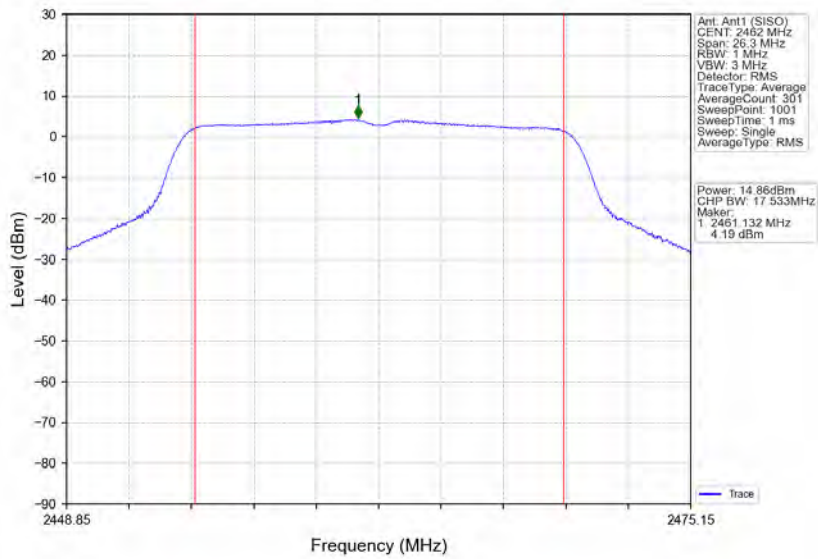
802.11g_LCH_2412MHz_Ant1 (SISO)_NTNV



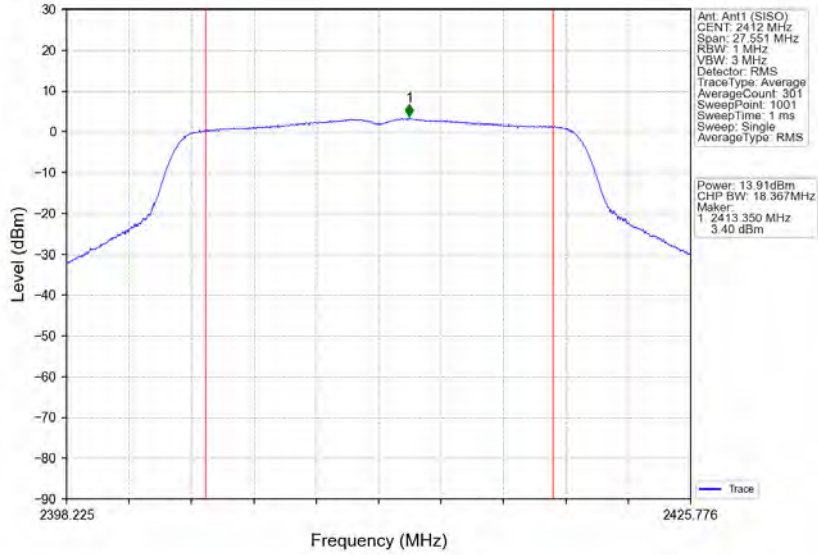
802.11g_MCH_2437MHz_Ant1 (SISO)_NTNV



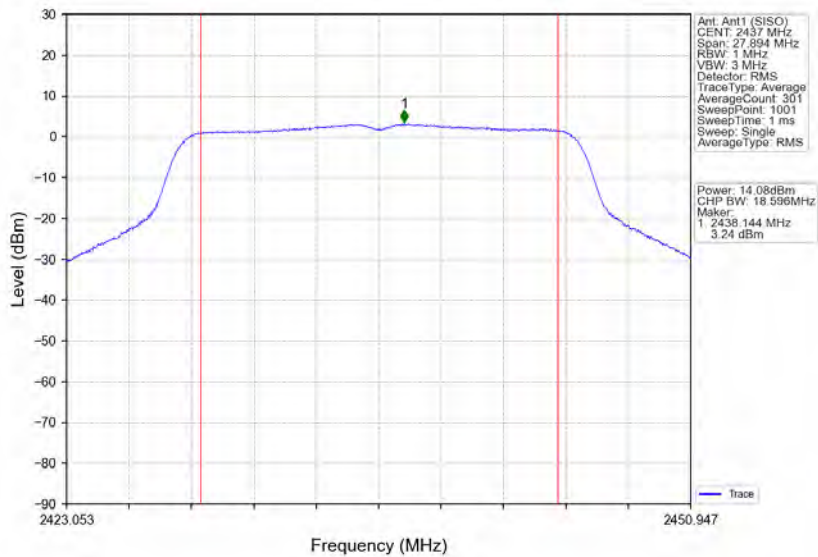
802.11g_HCH_2462MHz_Ant1 (SISO)_NTNV



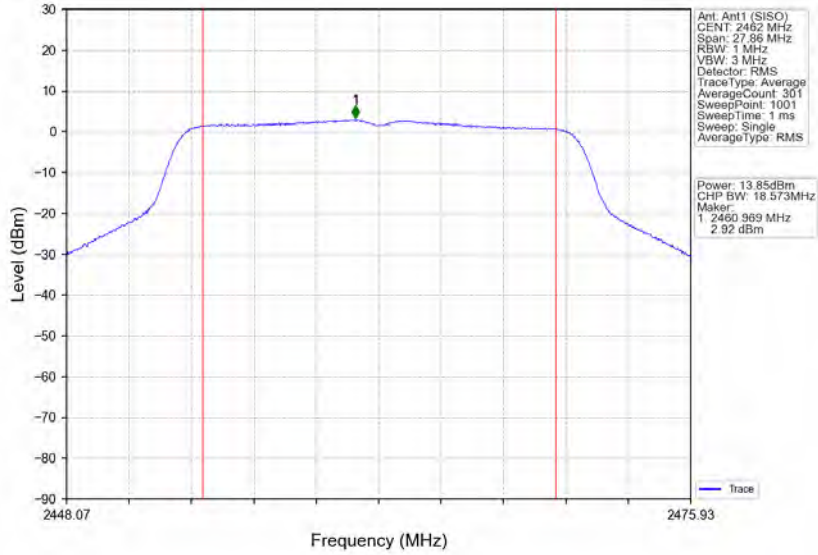
802.11n(HT20)_LCH_2412MHz_Ant1 (SISO)_NTNV



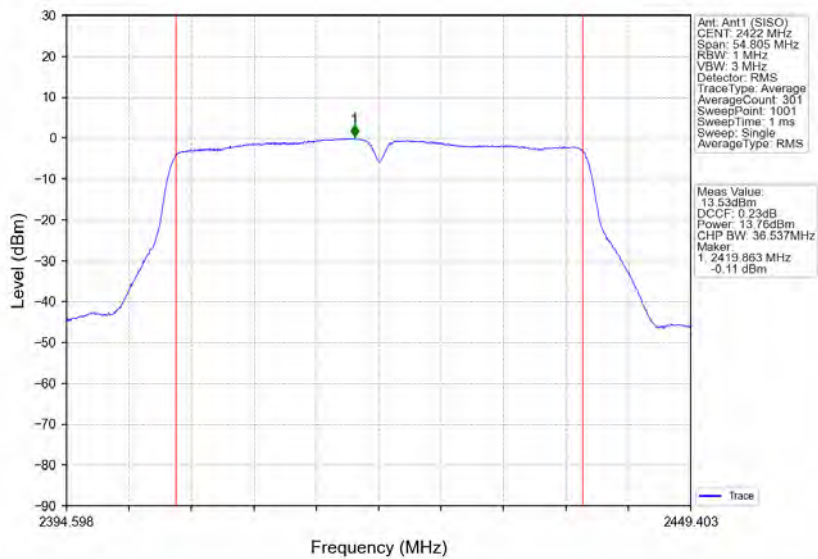
802.11n(HT20)_MCH_2437MHz_Ant1 (SISO)_NTNV



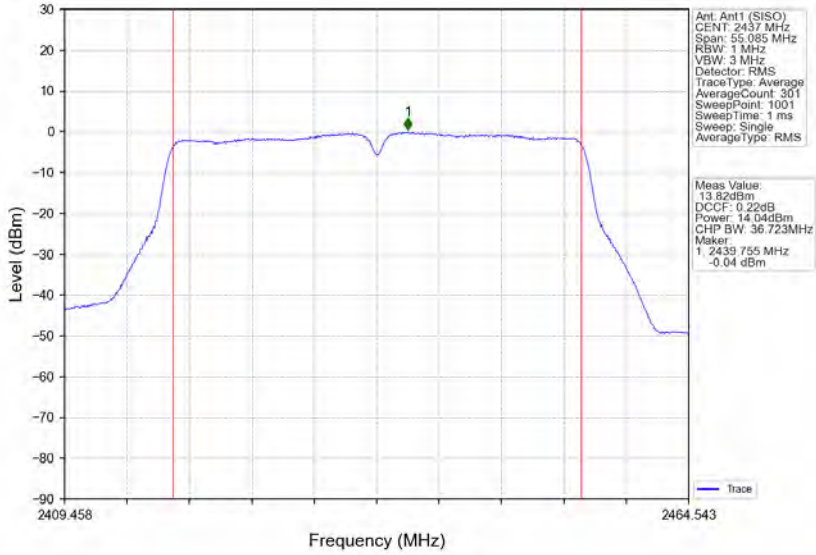
802.11n(HT20)_HCH_2462MHz_Ant1 (SISO)_NTNV



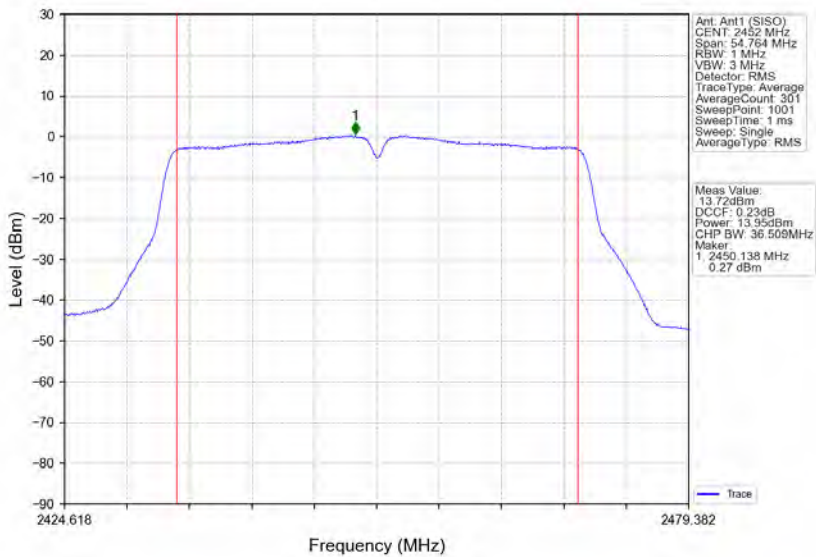
802.11n(HT40)_LCH_2422MHz_Ant1 (SISO)_NTNV



802.11n(HT40)_MCH_2437MHz_Ant1 (SISO)_NTNV



802.11n(HT40)_HCH_2452MHz_Ant1 (SISO)_NTNV





Compliance Certification Services (Kunshan) Inc.

CCSEM-TRF-001 Rev. 02 Sep 01, 2023

Report No.: KSCR230900174503

Page: 106 of 130

4. Maximum Power Spectral Density

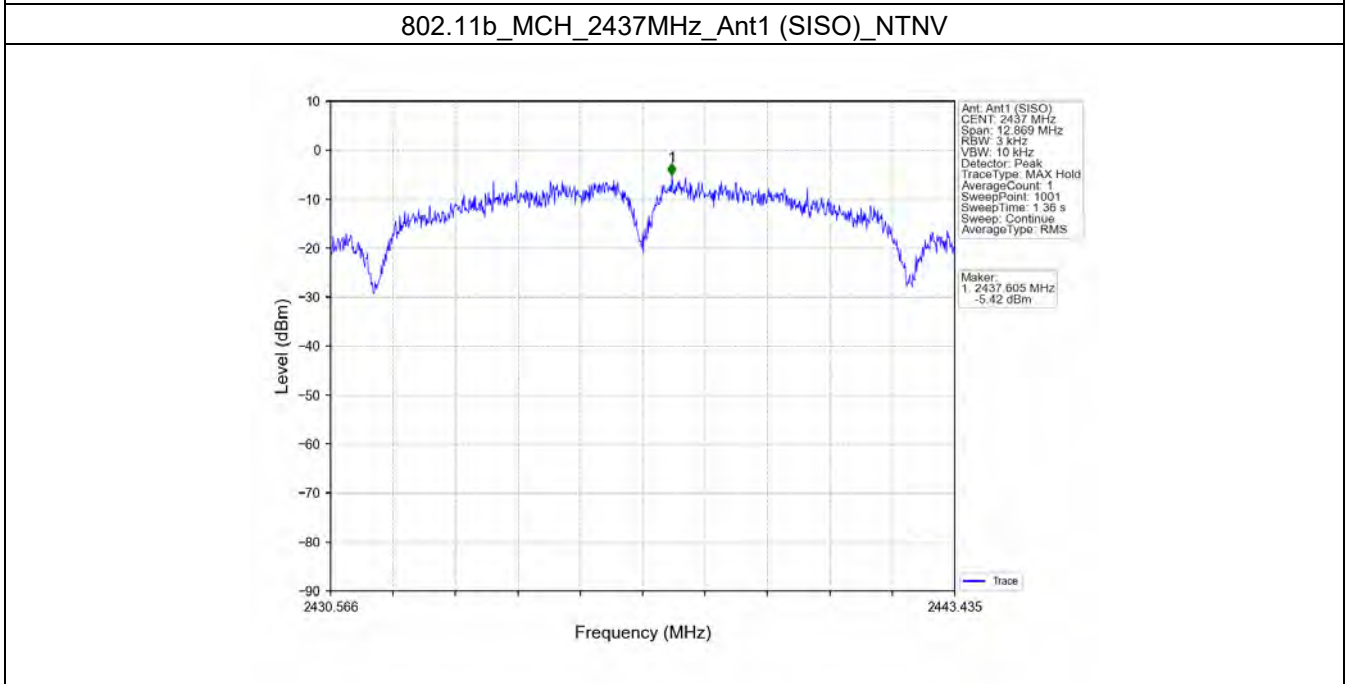
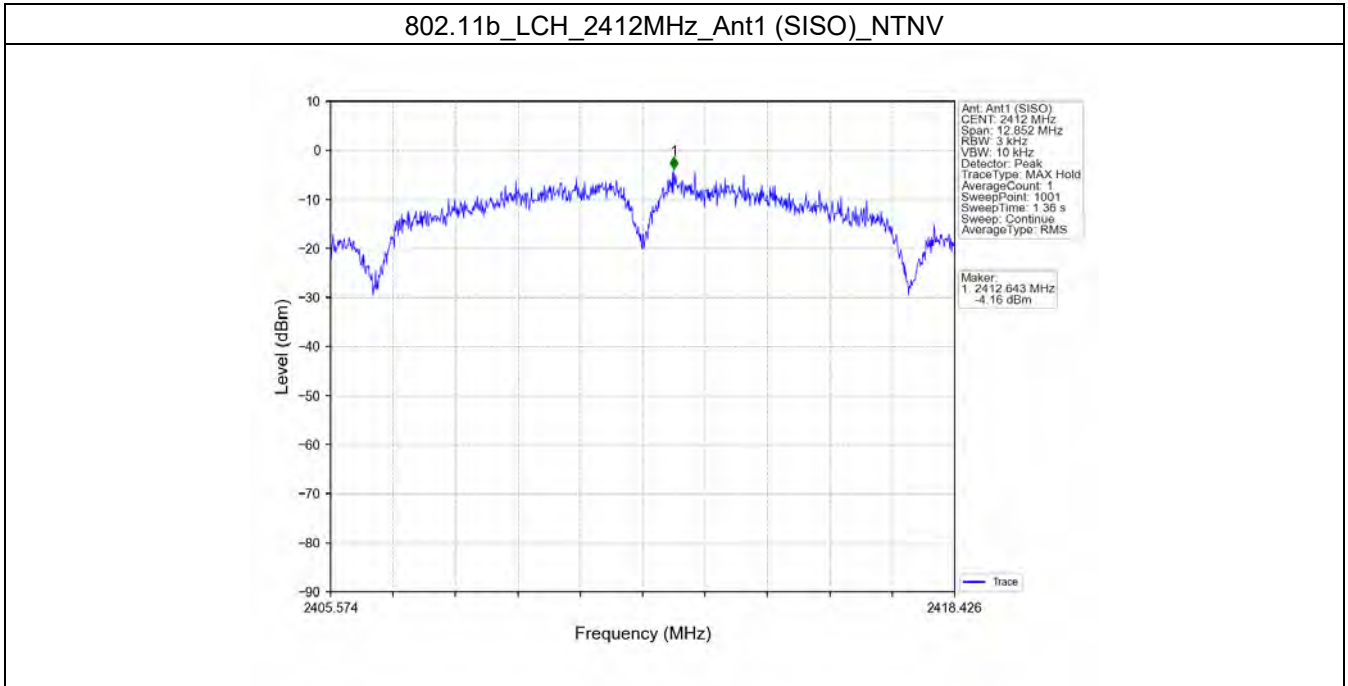
4.1 PSD

4.1.1 Test Result

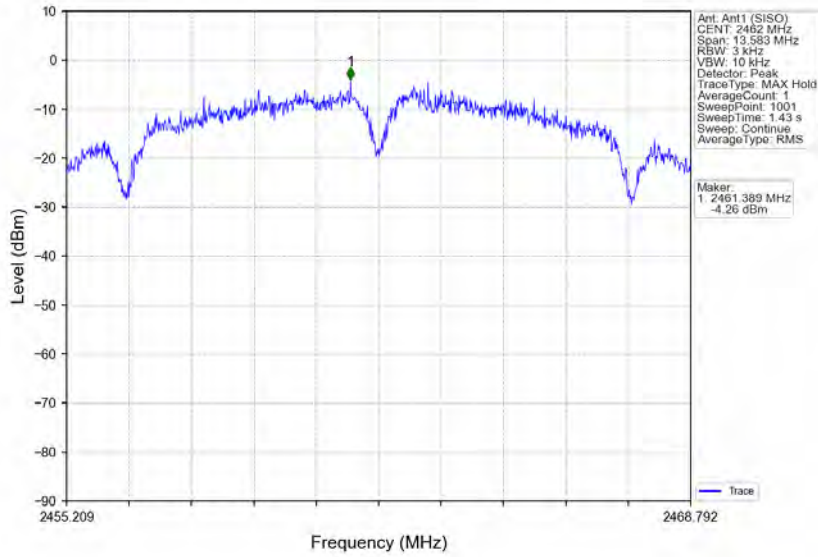
Mode	TX Type	Frequency (MHz)	Maximum PSD (dBm/3kHz)		Verdict
			ANT1	Limit	
802.11b	SISO	2412	-4.16	<=8	Pass
		2437	-5.42	<=8	Pass
		2462	-4.26	<=8	Pass
802.11g	SISO	2412	-8.29	<=8	Pass
		2437	-7.40	<=8	Pass
		2462	-9.55	<=8	Pass
802.11n (HT20)	SISO	2412	-11.11	<=8	Pass
		2437	-10.67	<=8	Pass
		2462	-11.26	<=8	Pass
802.11n (HT40)	SISO	2422	-13.39	<=8	Pass
		2437	-13.75	<=8	Pass
		2452	-12.98	<=8	Pass

Note1: Antenna Gain: Ant1: 1.01dBi;

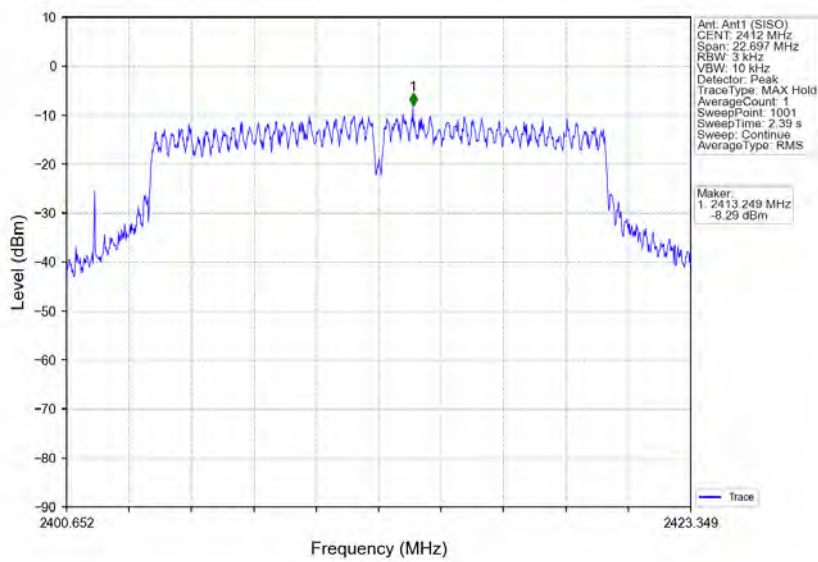
4.1.2 Test Graph



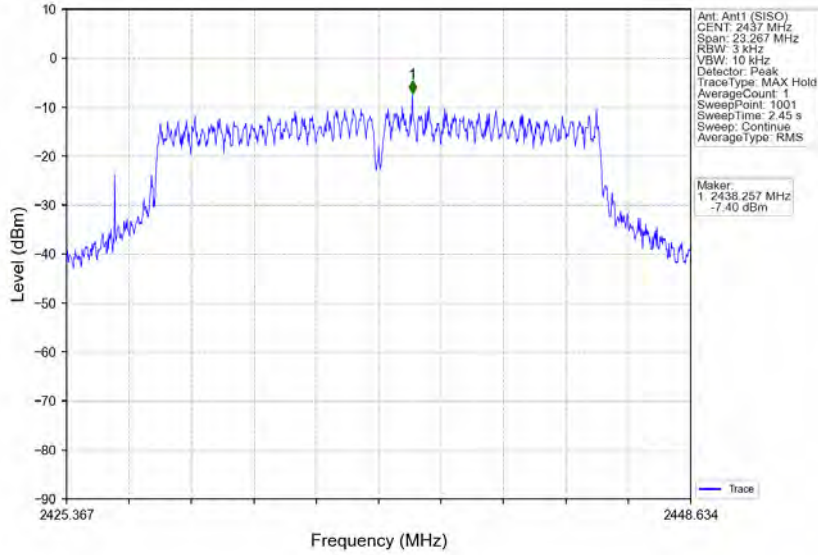
802.11b_HCH_2462MHz_Ant1 (SISO)_NTNV



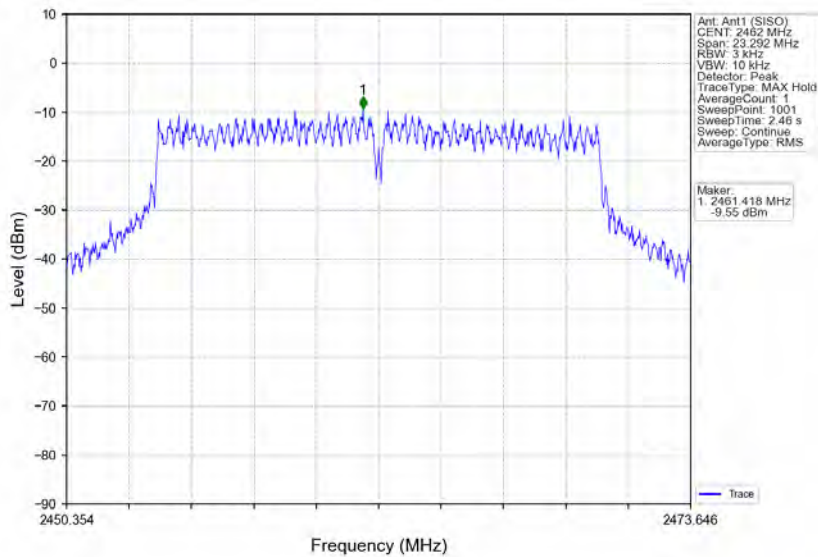
802.11g_LCH_2412MHz_Ant1 (SISO)_NTNV



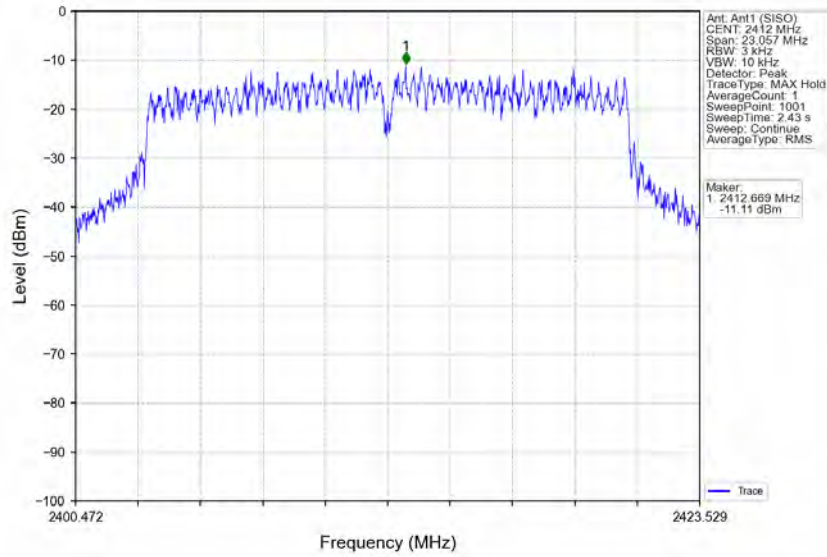
802.11g_MCH_2437MHz_Ant1 (SISO)_NTNV



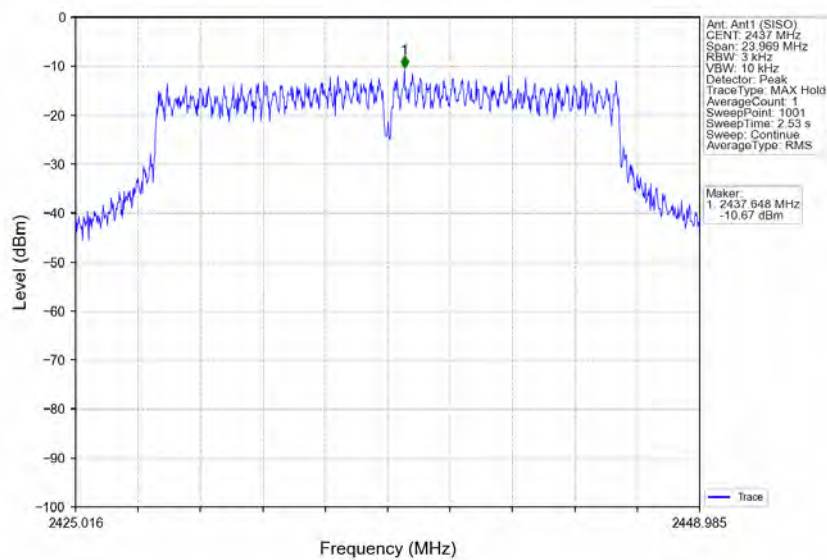
802.11g_HCH_2462MHz_Ant1 (SISO)_NTNV



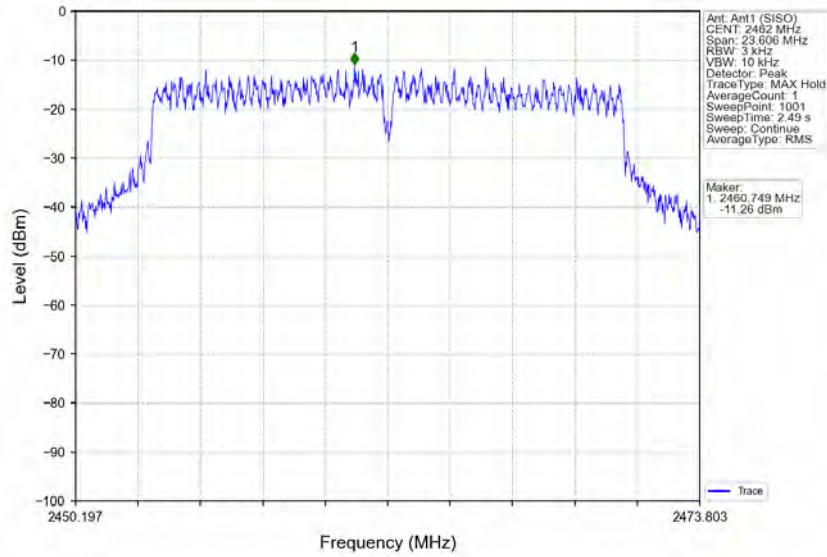
802.11n(HT20)_LCH_2412MHz_Ant1 (SISO)_NTNV



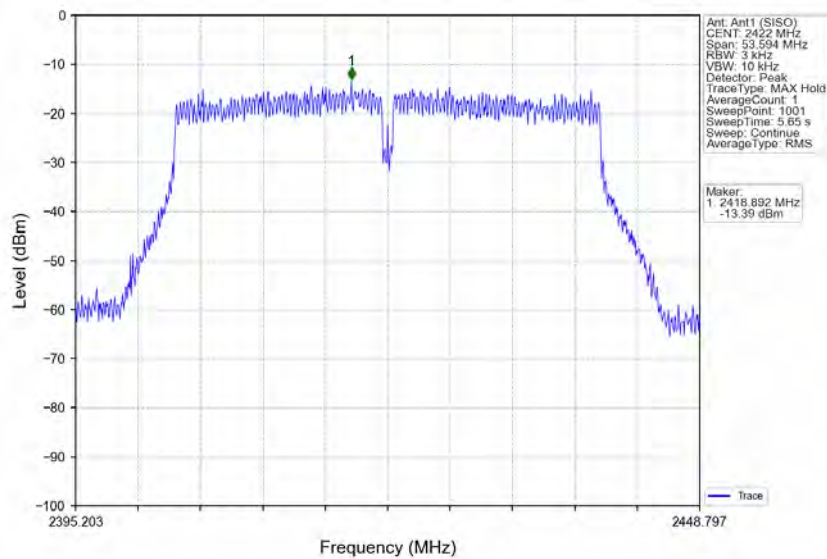
802.11n(HT20)_MCH_2437MHz_Ant1 (SISO)_NTNV



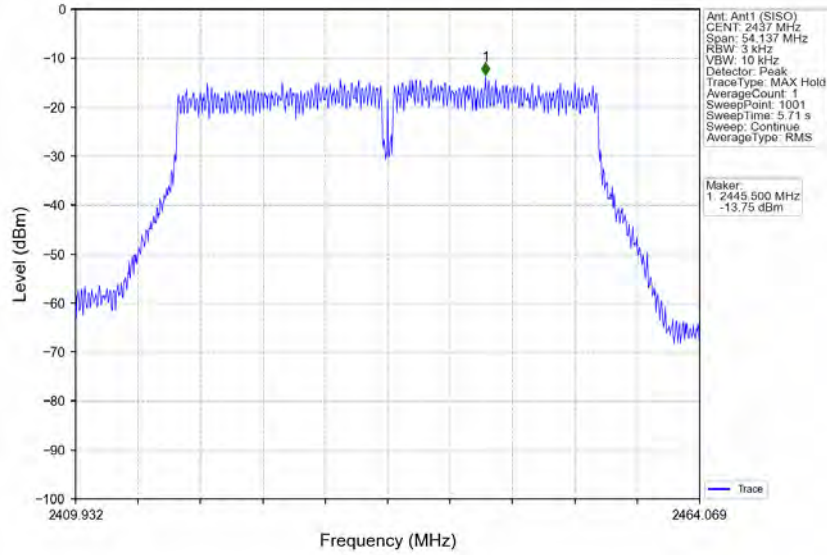
802.11n(HT20)_HCH_2462MHz_Ant1 (SISO)_NTNV



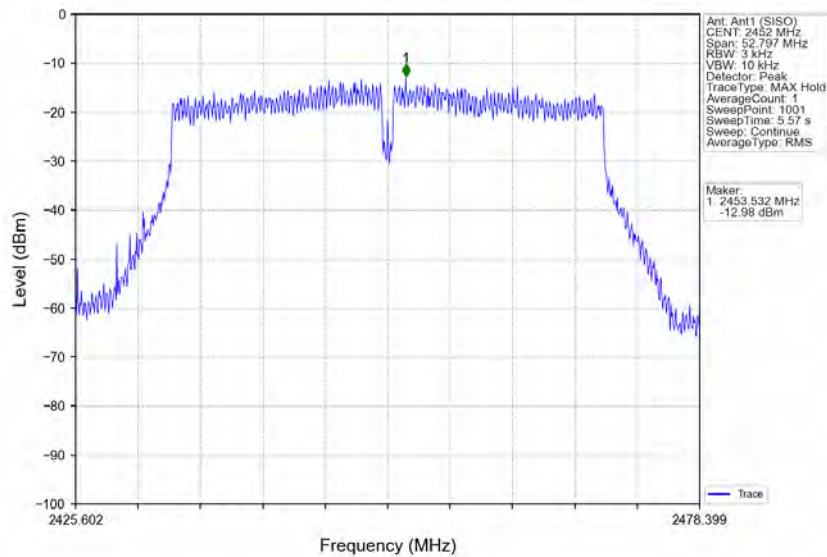
802.11n(HT40)_LCH_2422MHz_Ant1 (SISO)_NTNV



802.11n(HT40)_MCH_2437MHz_Ant1 (SISO)_NTNV



802.11n(HT40)_HCH_2452MHz_Ant1 (SISO)_NTNV



Compliance Certification Services (Kunshan) Inc.

CCSEM-TRF-001 Rev. 02 Sep 01, 2023

Report No.: KSCR230900174503

Page: 113 of 130

5. Unwanted Emissions In Non-restricted Frequency Bands

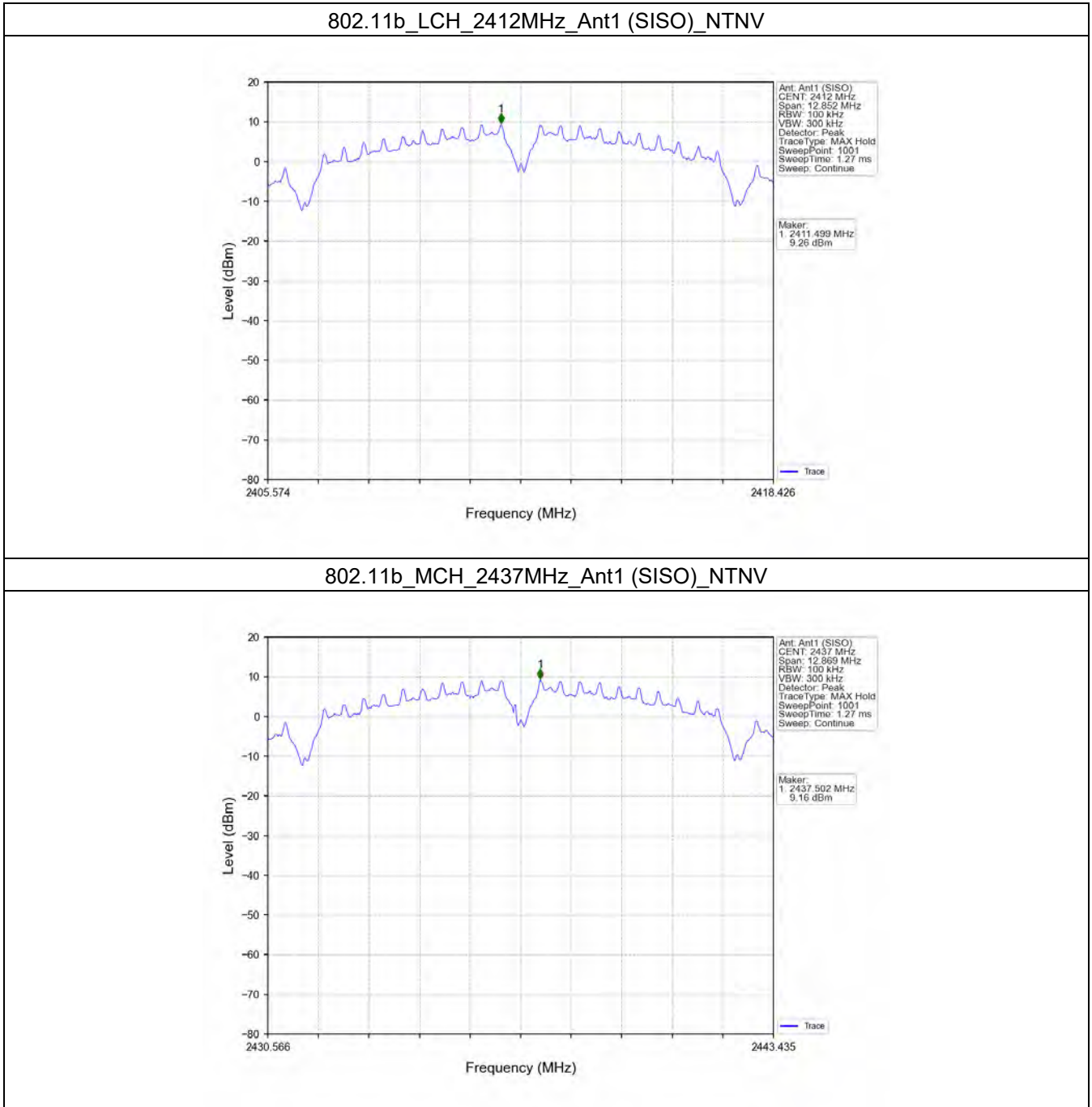
5.1 Ref

5.1.1 Test Result

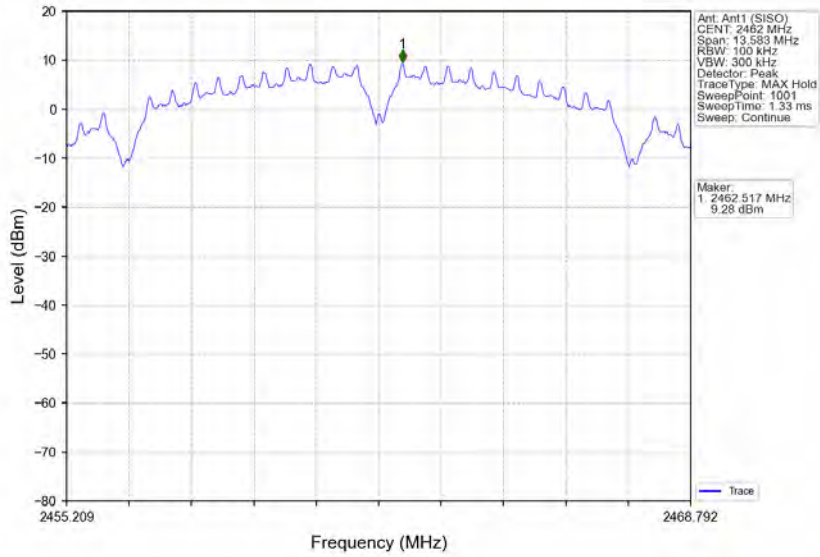
Mode	TX Type	Frequency (MHz)	ANT	Level of Reference (dBm)
802.11b	SISO	2412	1	9.26
		2437	1	9.16
		2462	1	9.28
802.11g	SISO	2412	1	5.47
		2437	1	6.16
		2462	1	5.77
802.11n (HT20)	SISO	2412	1	4.68
		2437	1	5.32
		2462	1	4.36
802.11n (HT40)	SISO	2422	1	1.08
		2437	1	0.94
		2452	1	0.98

Note1: Refer to FCC Part 15.247 (d) and ANSI C63.10-2013, the channel contains the maximum PSD level was used to establish the reference level.

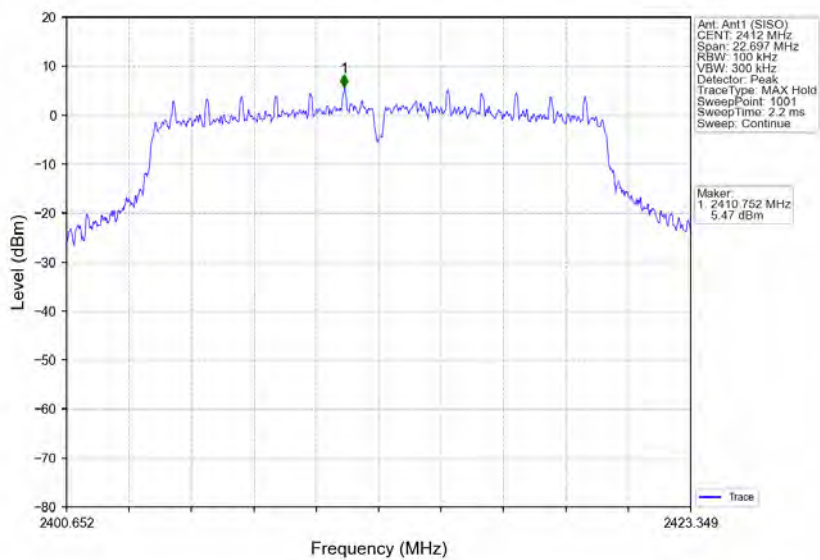
5.1.2 Test Graph



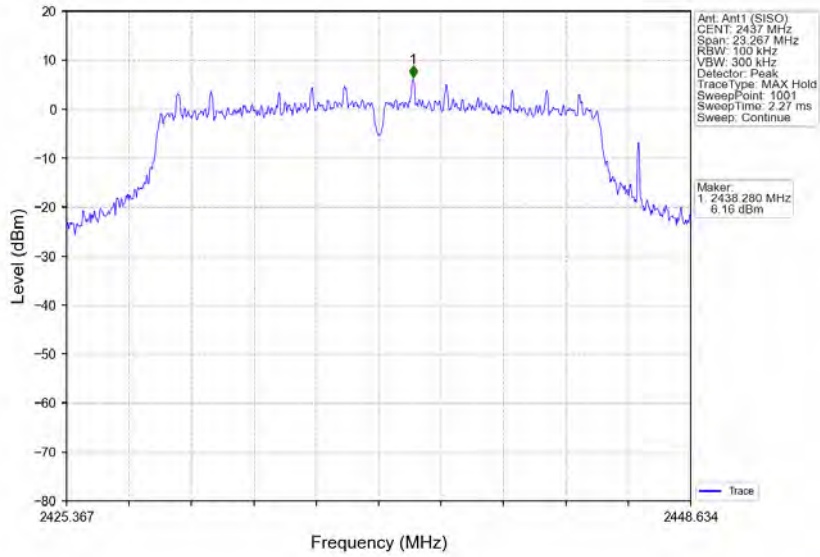
802.11b_HCH_2462MHz_Ant1 (SISO)_NTNV



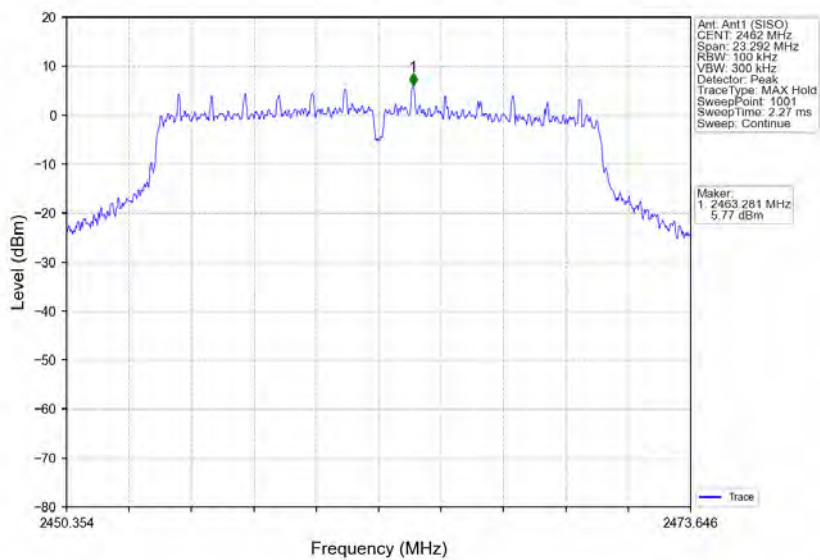
802.11g_LCH_2412MHz_Ant1 (SISO)_NTNV



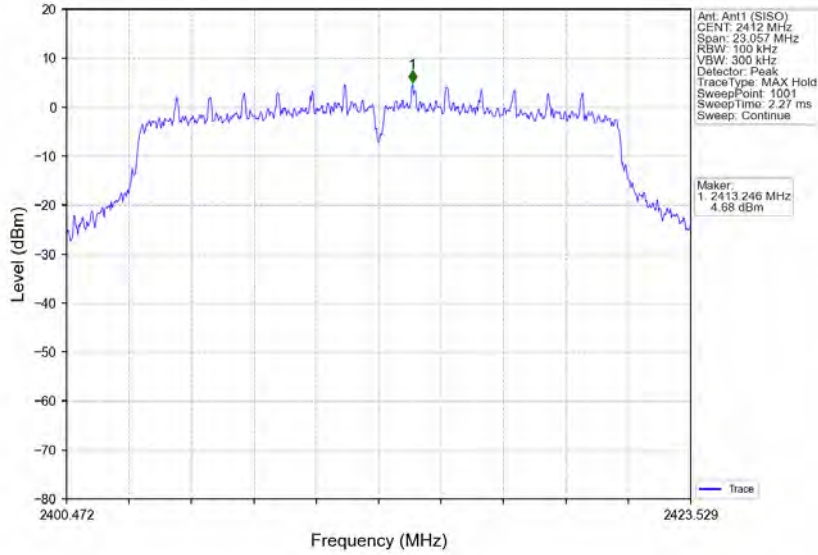
802.11g_MCH_2437MHz_Ant1 (SISO)_NTNV



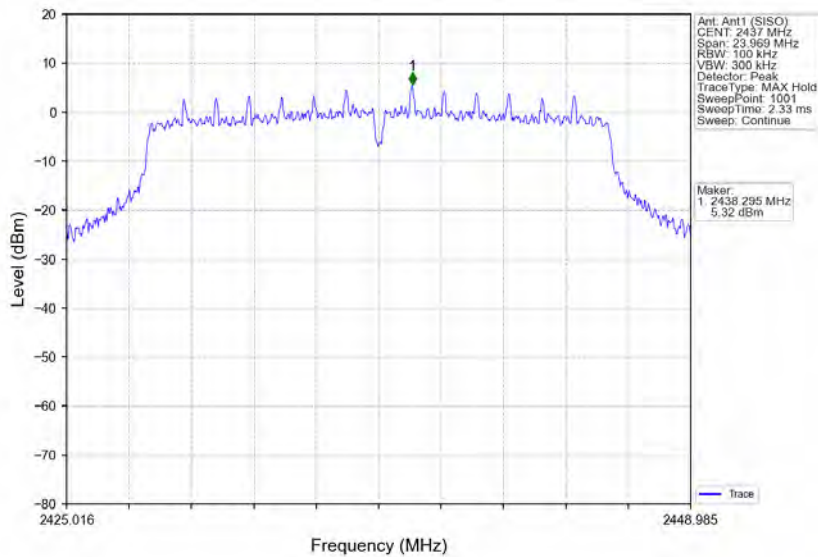
802.11g_HCH_2462MHz_Ant1 (SISO)_NTNV



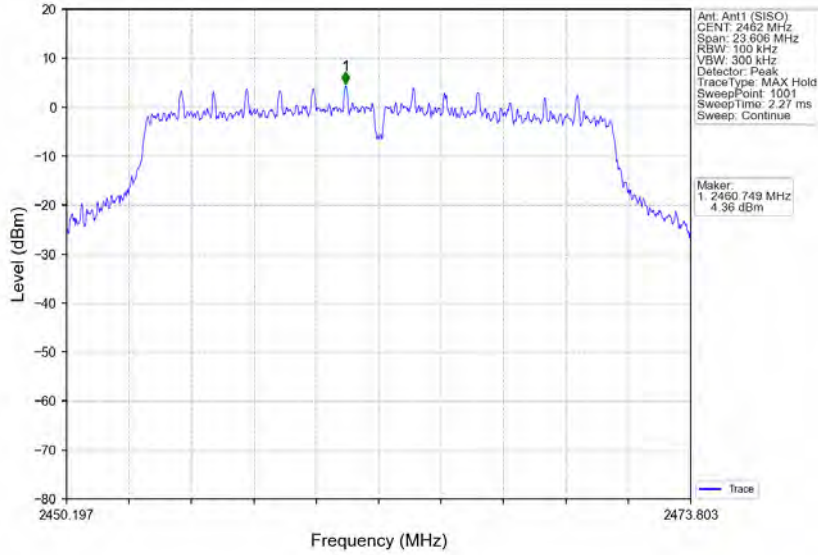
802.11n(HT20)_LCH_2412MHz_Ant1 (SISO)_NTNV



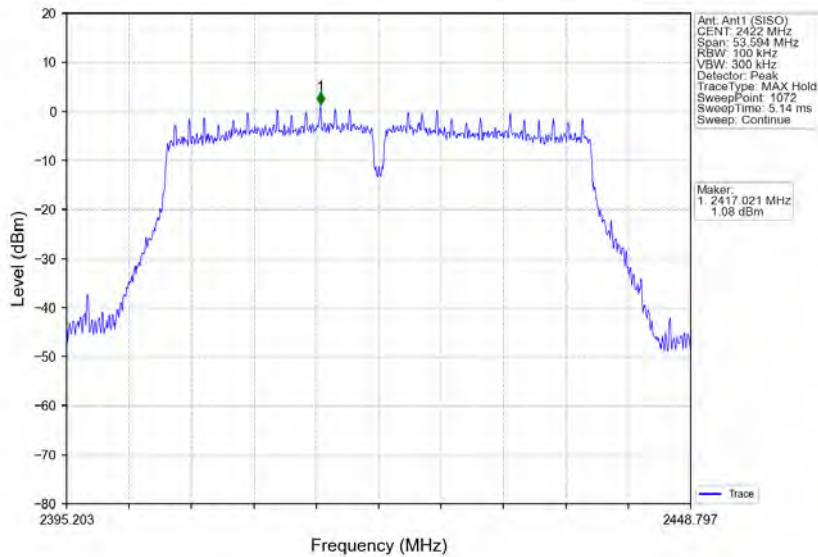
802.11n(HT20)_MCH_2437MHz_Ant1 (SISO)_NTNV



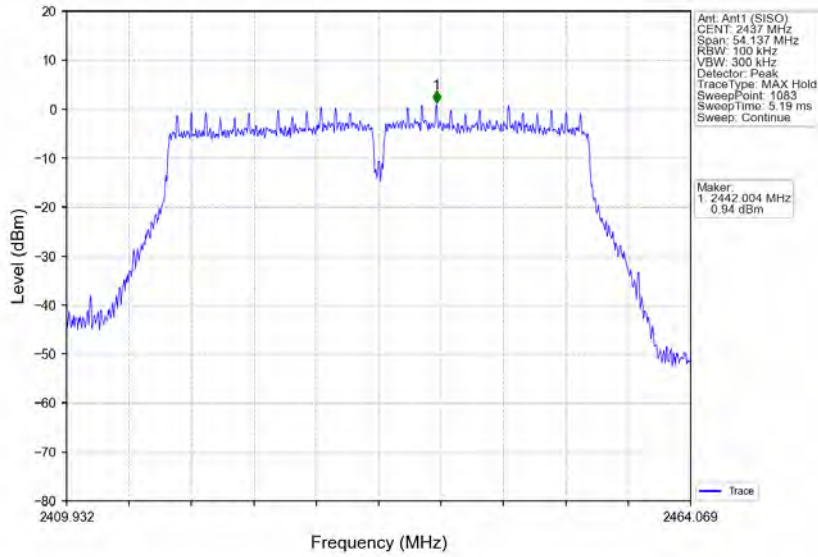
802.11n(HT20)_HCH_2462MHz_Ant1 (SISO)_NTNV



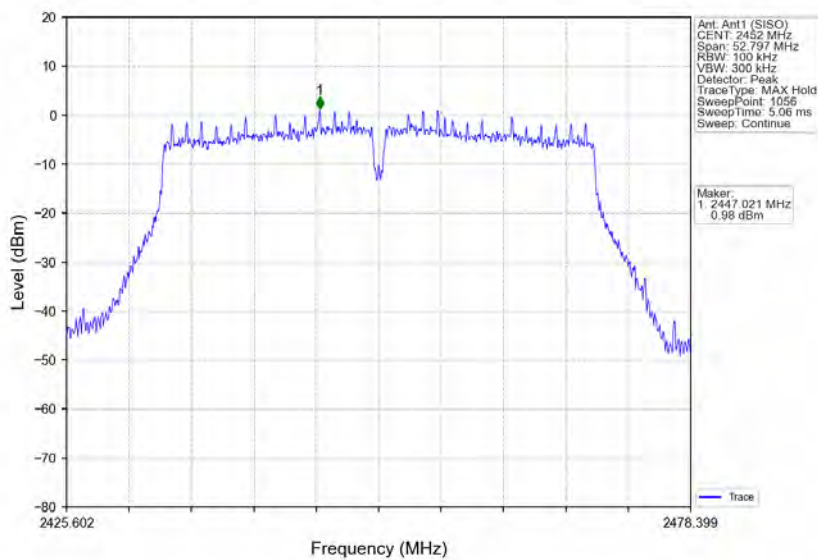
802.11n(HT40)_LCH_2422MHz_Ant1 (SISO)_NTNV



802.11n(HT40)_MCH_2437MHz_Ant1 (SISO)_NTNV



802.11n(HT40)_HCH_2452MHz_Ant1 (SISO)_NTNV





Compliance Certification Services (Kunshan) Inc.

CCSEM-TRF-001 Rev. 02 Sep 01, 2023

Report No.: KSCR230900174503

Page: 120 of 130

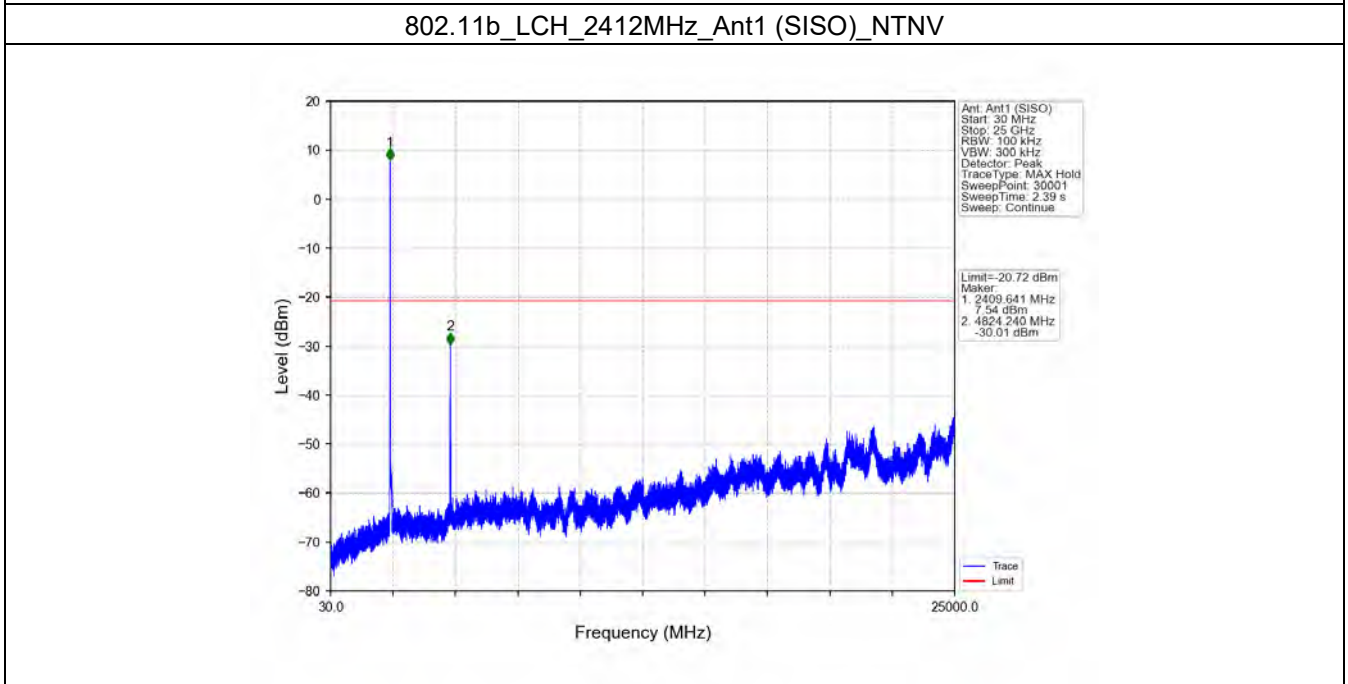
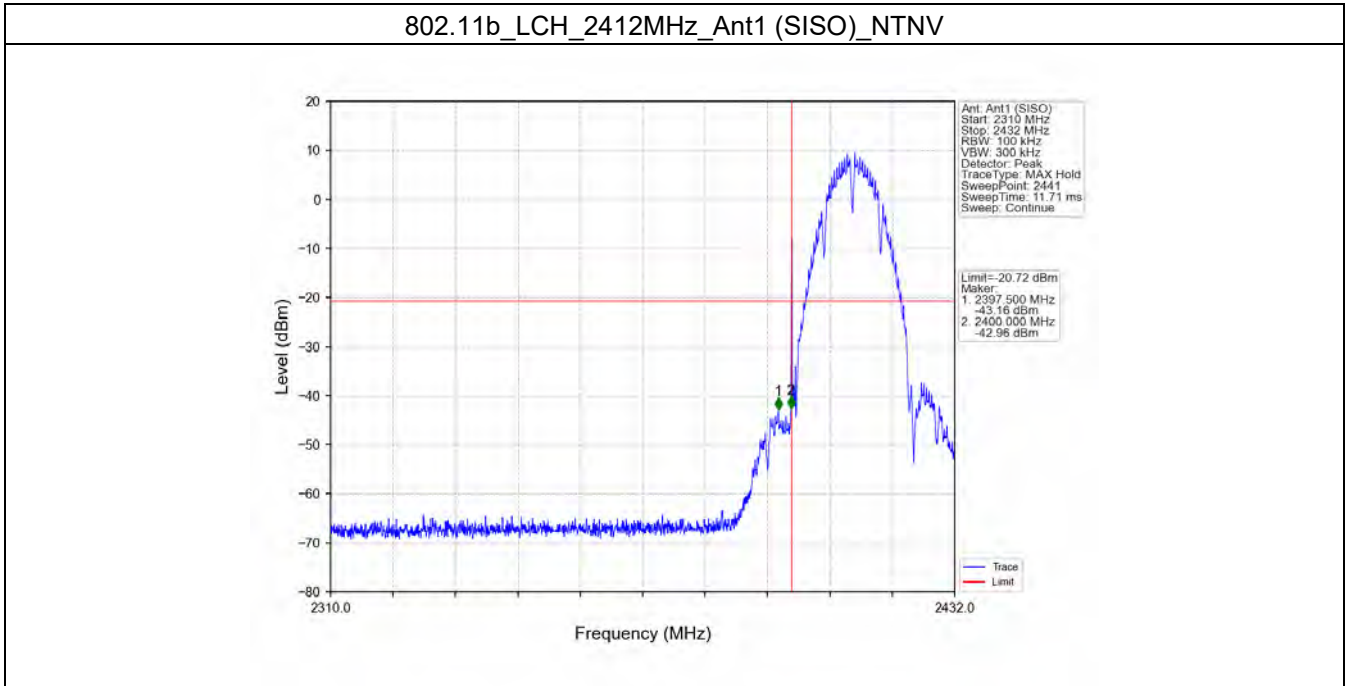
5.2 CSE

5.2.1 Test Result

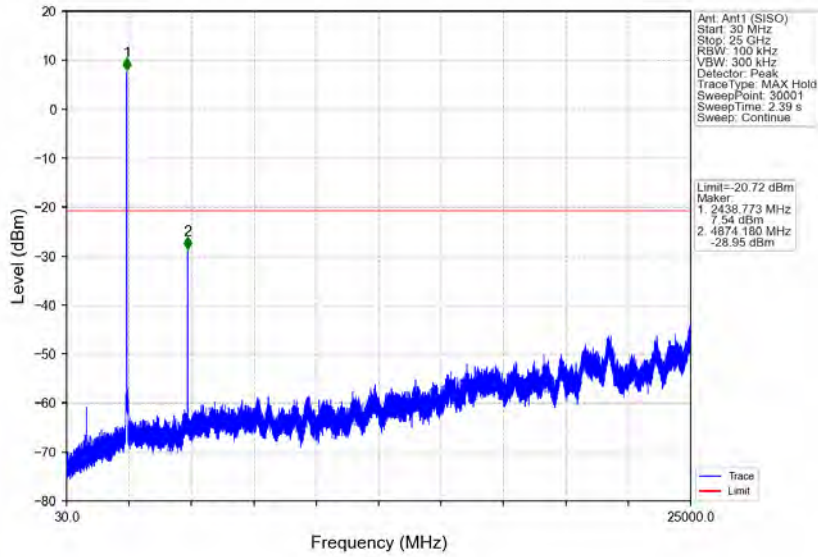
Mode	TX Type	Frequency (MHz)	ANT	Level of Reference (dBm)	Limit (dBm)	Verdict
802.11b	SISO	2412	1	9.28	-20.72	Pass
		2437	1	9.28	-20.72	Pass
		2462	1	9.28	-20.72	Pass
802.11g	SISO	2412	1	6.16	-23.84	Pass
		2437	1	6.16	-23.84	Pass
		2462	1	6.16	-23.84	Pass
802.11n (HT20)	SISO	2412	1	5.32	-24.68	Pass
		2437	1	5.32	-24.68	Pass
		2462	1	5.32	-24.68	Pass
802.11n (HT40)	SISO	2422	1	1.08	-28.92	Pass
		2437	1	1.08	-28.92	Pass
		2452	1	1.08	-28.92	Pass

Note1: Refer to FCC Part 15.247 (d) and ANSI C63.10-2013, the channel contains the maximum PSD level was used to establish the reference level.

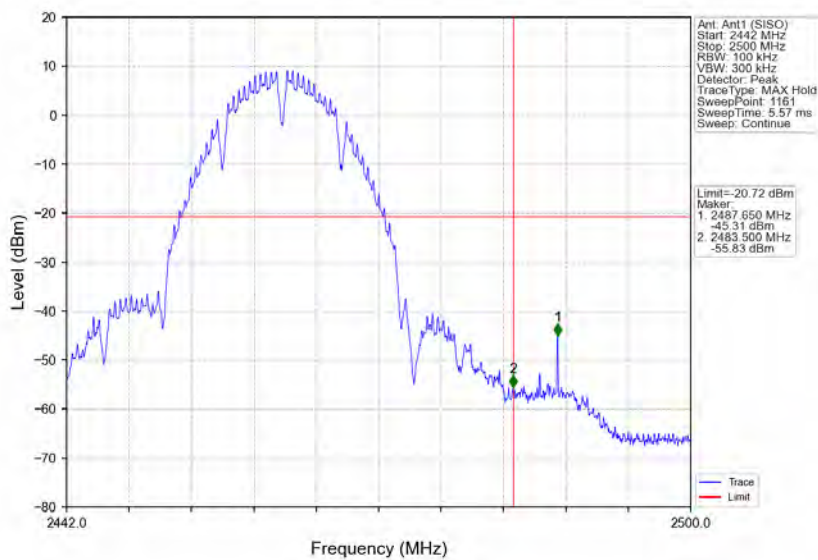
5.2.2 Test Graph



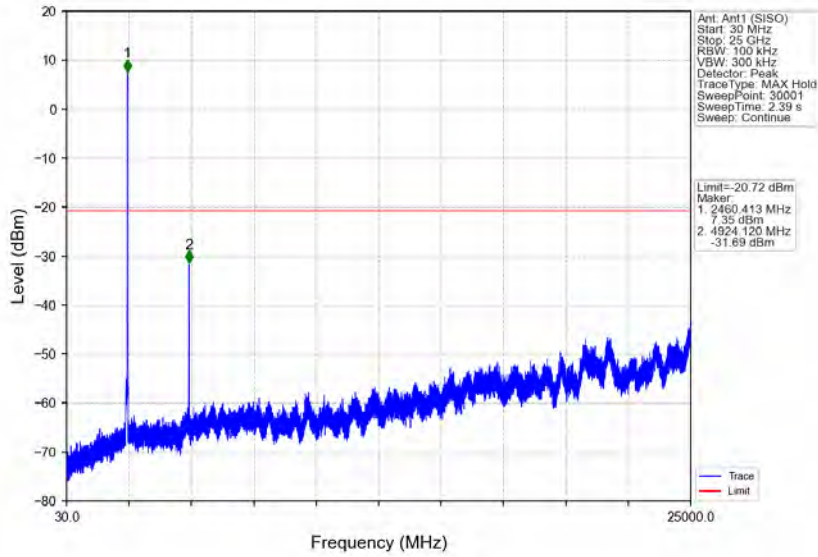
802.11b_MCH_2437MHz_Ant1 (SISO)_NTNV



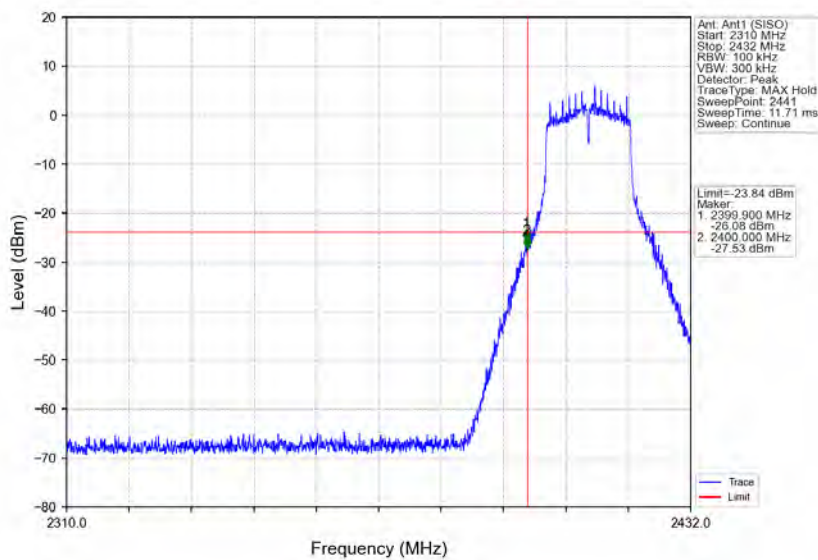
802.11b_HCH_2462MHz_Ant1 (SISO)_NTNV



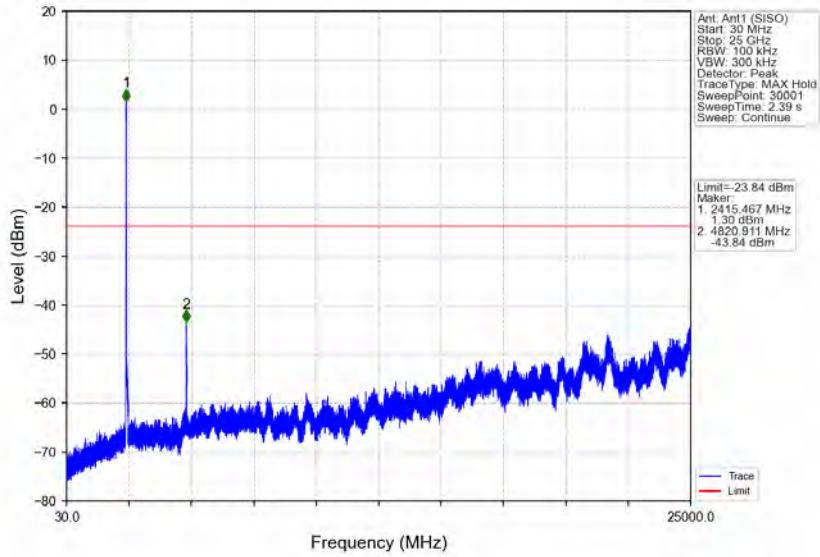
802.11b_HCH_2462MHz_Ant1 (SISO)_NTNV



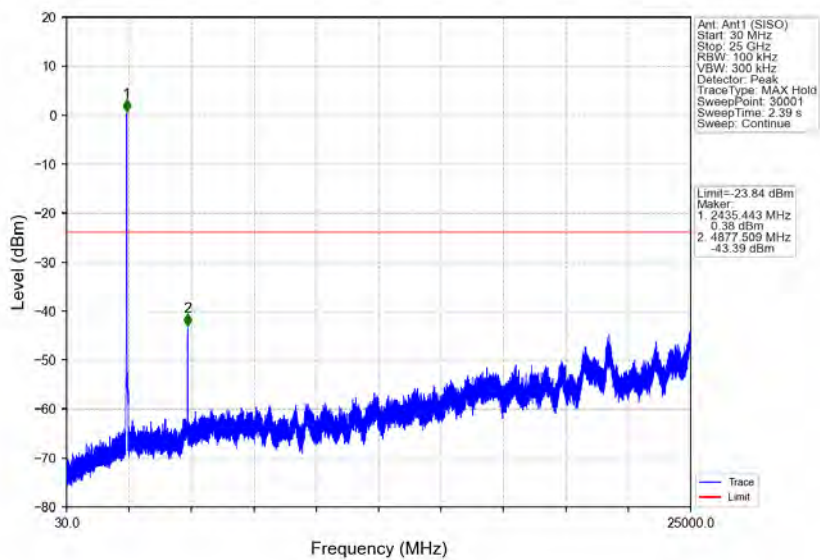
802.11g_LCH_2412MHz_Ant1 (SISO)_NTNV



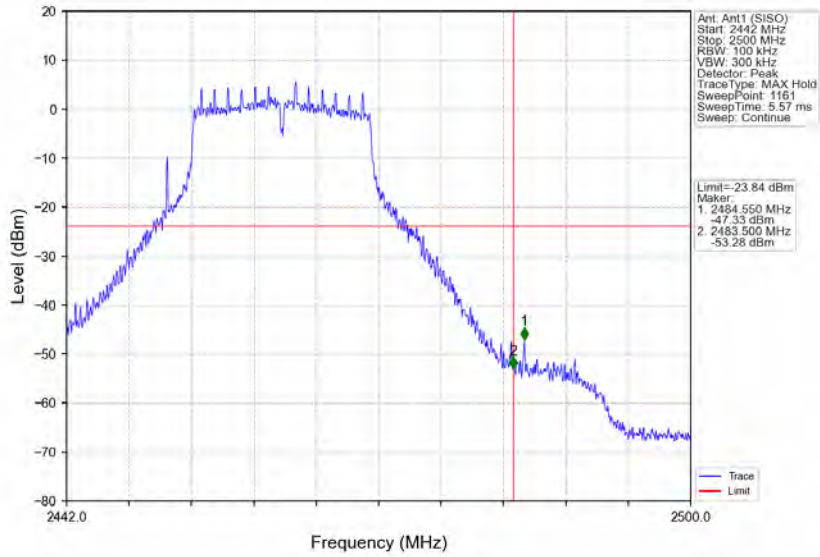
802.11g_LCH_2412MHz_Ant1 (SISO)_NTNV



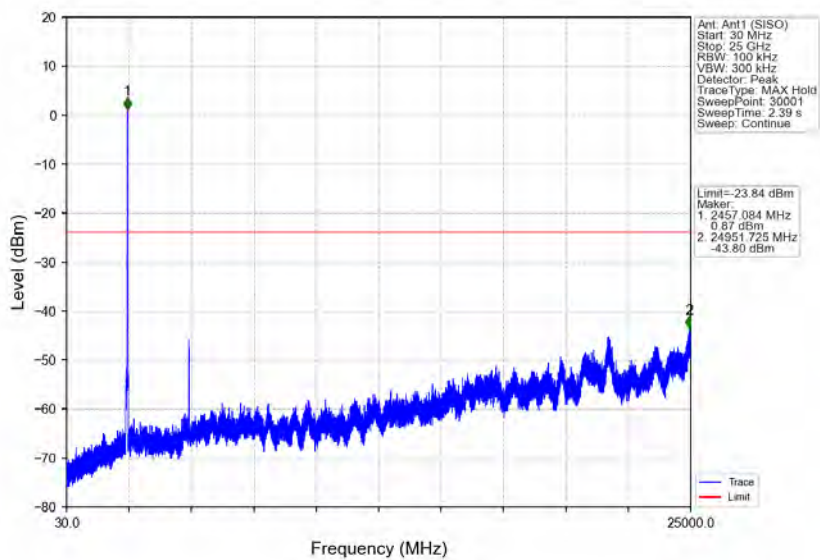
802.11g_MCH_2437MHz_Ant1 (SISO)_NTNV



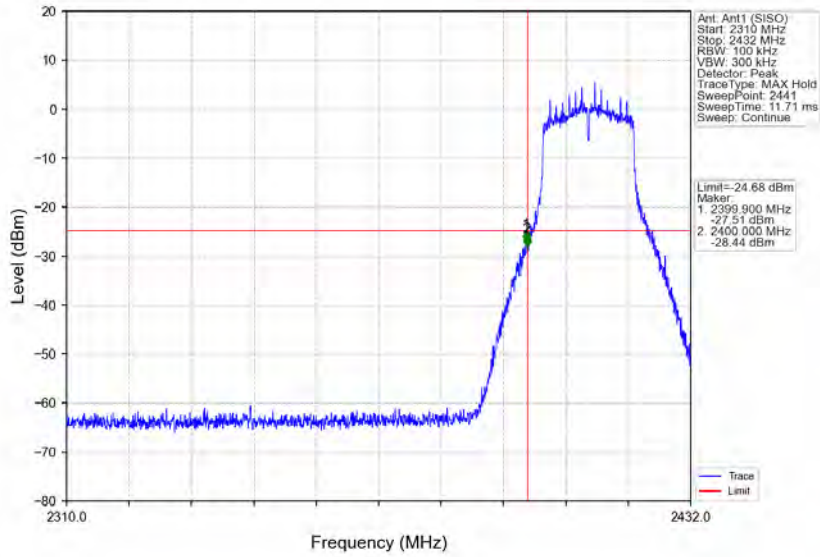
802.11g_HCH_2462MHz_Ant1 (SISO)_NTNV



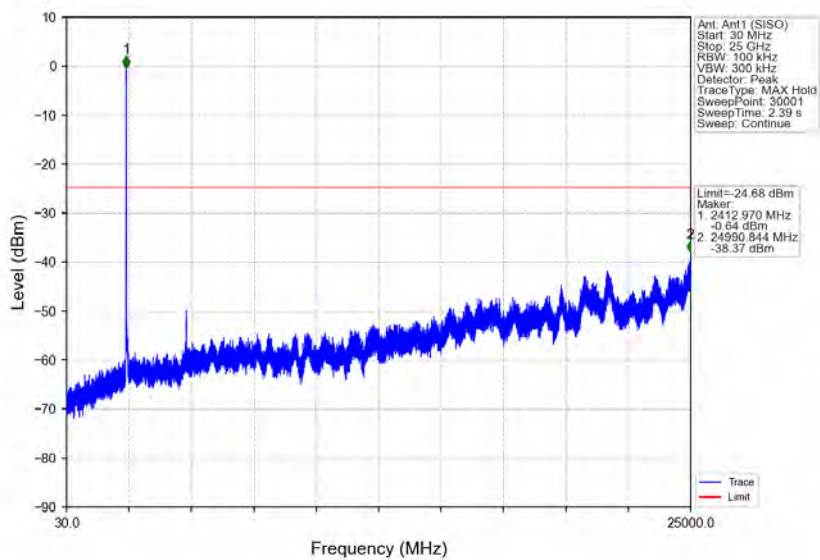
802.11g_HCH_2462MHz_Ant1 (SISO)_NTNV



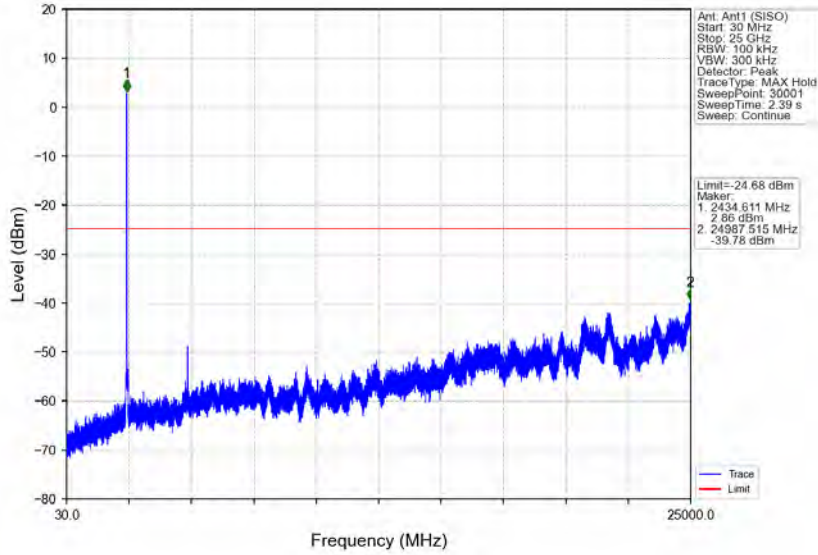
802.11n(HT20)_LCH_2412MHz_Ant1 (SISO)_NTNV



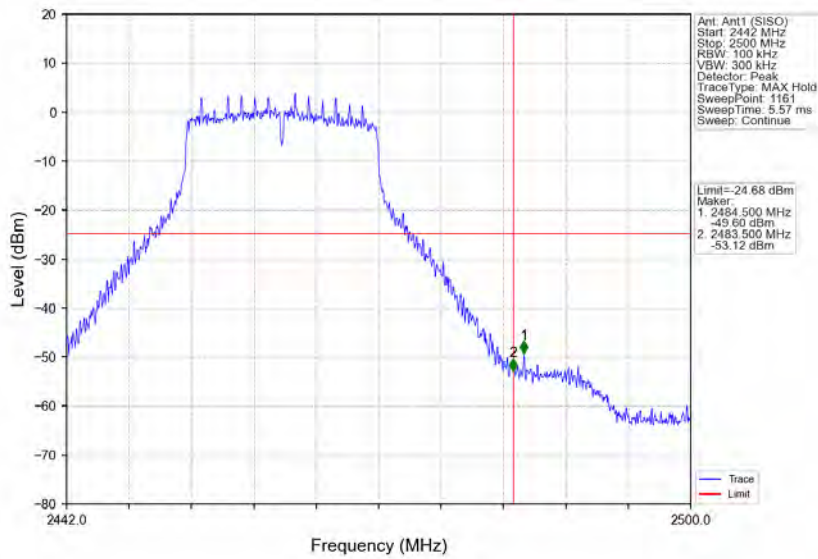
802.11n(HT20)_LCH_2412MHz_Ant1 (SISO)_NTNV



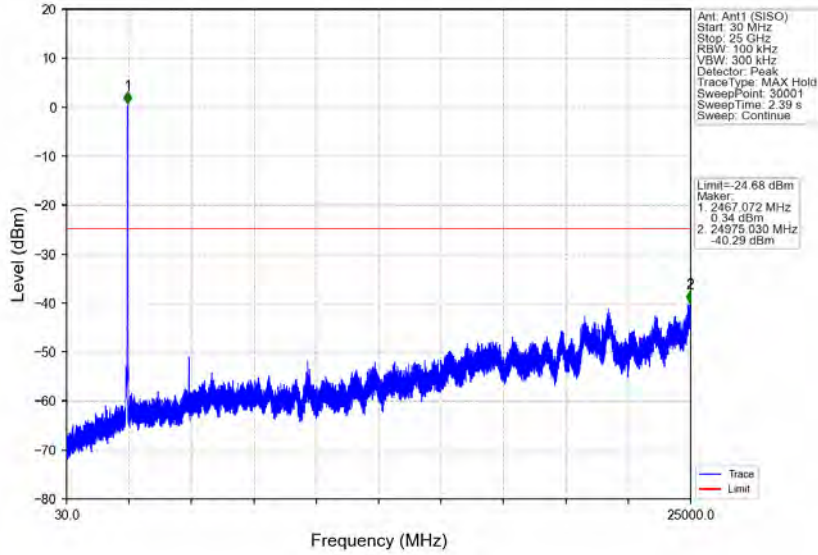
802.11n(HT20)_MCH_2437MHz_Ant1 (SISO)_NTNV



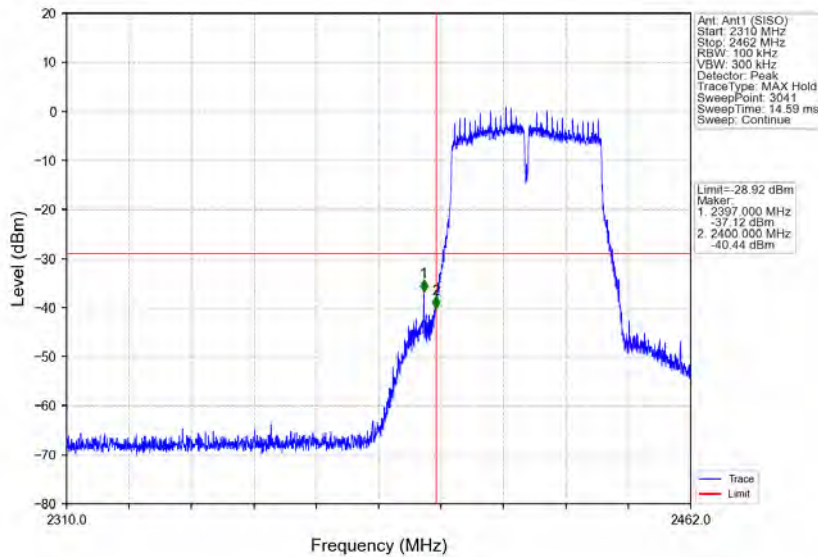
802.11n(HT20)_HCH_2462MHz_Ant1 (SISO)_NTNV



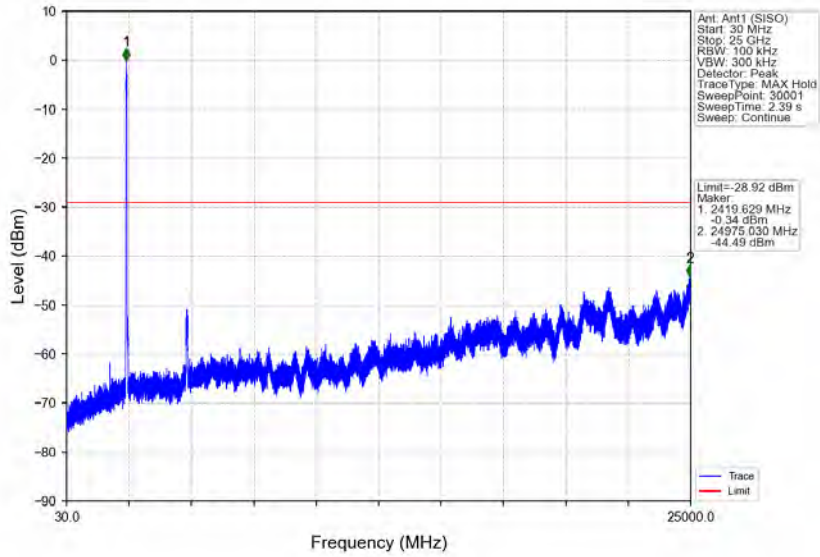
802.11n(HT20)_HCH_2462MHz_Ant1 (SISO)_NTNV



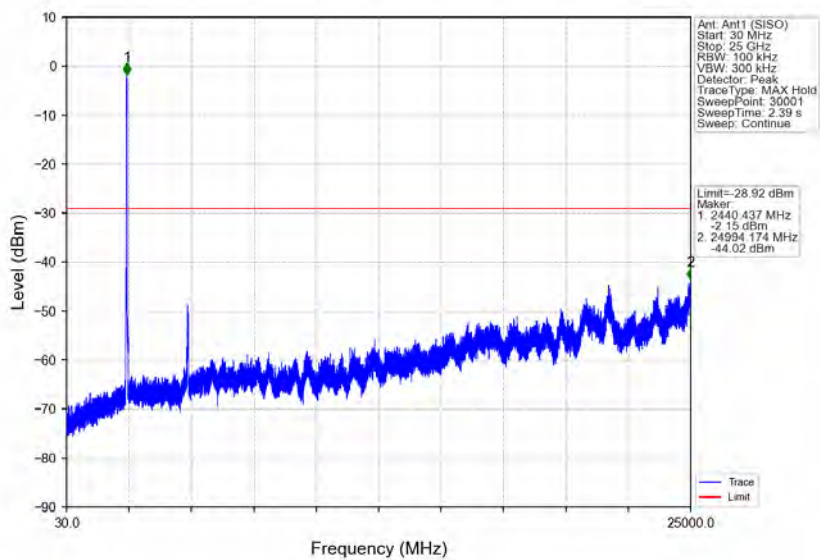
802.11n(HT40)_LCH_2422MHz_Ant1 (SISO)_NTNV



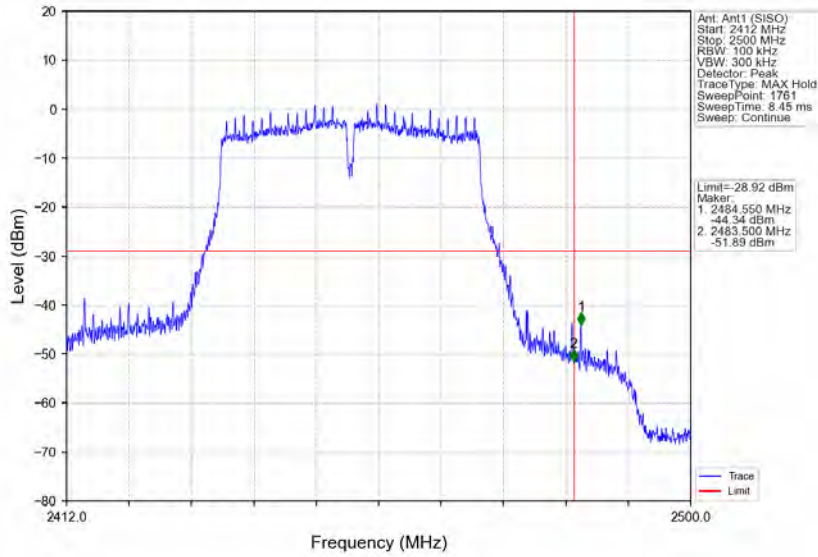
802.11n(HT40)_LCH_2422MHz_Ant1 (SISO)_NTNV



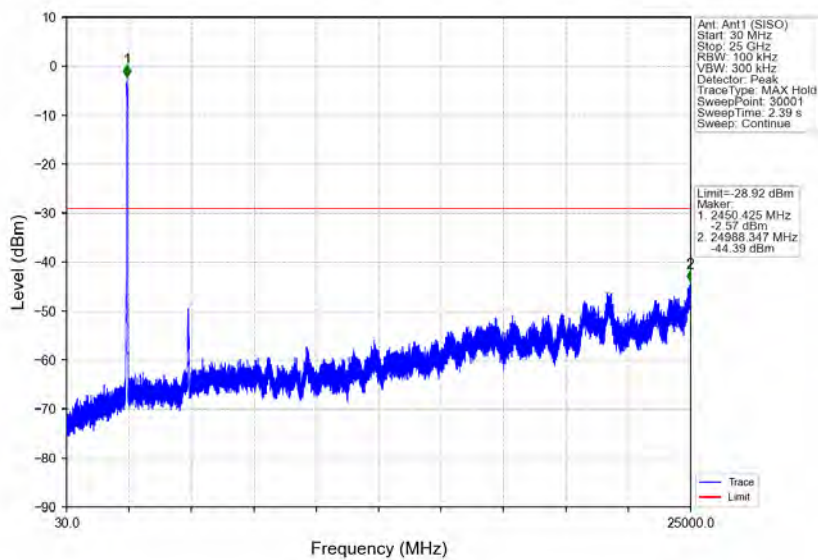
802.11n(HT40)_MCH_2437MHz_Ant1 (SISO)_NTNV



802.11n(HT40)_HCH_2452MHz_Ant1 (SISO)_NTNV



802.11n(HT40)_HCH_2452MHz_Ant1 (SISO)_NTNV



- End of the Report -