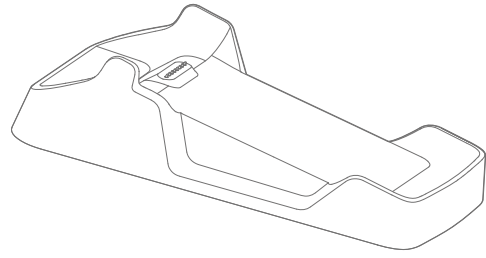
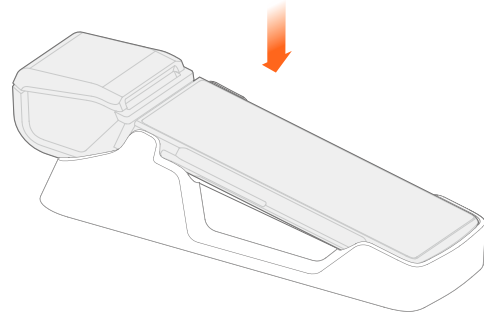


**设备简介 / Product Profile**

多功能底座为智能金融终端提供充电、USB接口扩展和Wi-Fi上网功能。  
The multifunctional base provides charging, USB port expansion, and Wi-Fi Internet access functions for Smart Payment Terminal.

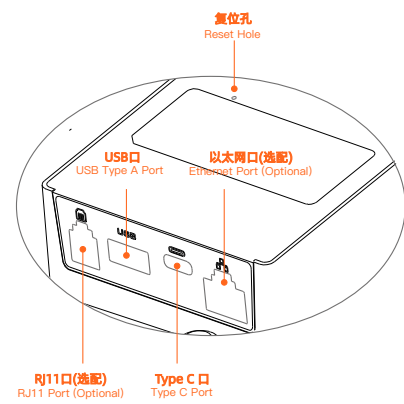
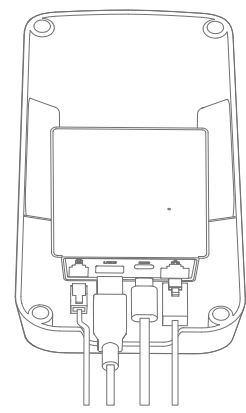


连接上主机，可通过搜索并连接底座WiFi进行上网；如需更改底座WiFi配置，先解除以太网接口的网络，主机连接底座WiFi，在主机浏览器网页输入“192.168.1.1”，进入路由器设置系统（账号：admin，密码：admin），进入“无线-热点设置”设置WiFi名称和密码。  
If you need to change the WiFi configuration of the POS Base: First remove the network cable of the Ethernet interface, connect the host to the POS Base WiFi, enter "192.168.1.1" on the host's browser page, enter the router setting system (account: admin, password: admin), and enter "Wireless-Hotspot Settings" to set the WiFi name and password.



直接放上主机，开始充电或连接底座上网（选配）  
Put POS on Base, then start charging, or access internet through the Base (Optional)

\* 仅适用小米智能设备  
Only support for SUNMI



**注意事项 / Product Profile**

当您发现有异常气味、过热或烟雾情形下，请立刻切断电源。不要在极端冷、热环境中使用，例如靠近火源或点燃的香烟；尽量在清洁无尘环境中使用，避免细小物品落入终端中；在未获允许的情况下，不要在医疗设备附近使用。

声明  
本公司不对以下行为负责  
不在本指南说明的条件下使用和维护所造成的损坏；  
对于如何因选件或耗材(非本公司提供之最初产品或认可产品)造成的损坏或问题，本公司将不承担任何责任。未经本公司同意，无权进行产品修改或变动。

免责声明  
由于产品的更新，此文档的某些细节可能与产品不符，请以实物为准，此文档的解释权归本公司。  
保留不预先通知的情况下，修改本说明书的权利。

When you notice an unusual smell, overheating or smog, turn off the power immediately.  
Do not use in extremely hot and cold environments, such as near fire or lit cigarettes;  
Try to use it in a clean, dust-free environment to prevent small items from falling into the terminal;  
Do not use it near medical equipment without permission.

Statements  
The company is not responsible for the following actions  
Damage caused by use and maintenance without the conditions described in this guide;  
The company will not be responsible for any damages or problems caused by the alternatives or consumables (not the original products or approved products provided by the company). Without consent of the company, it is not authorized to make product modifications or changes.

Disclaimer  
Due to product updates, some details of this document may not match the product, please refer to the actual product, and the right to interpret this document belongs to the company. The right to modify this guide without prior notice is reserved.

适配器 Adapter	输入/Input: AC110 ~ 220V/0.3 ~ 0.4A 输出/Output: DC5V/2A, USB Type-C 接口
----------------	------------------------------------------------------------------------

**技术规格 / Technical specifications**

技术规格请访问网站“www.sunmi.com”了解更多。  
For more technical specifications, please visit: www.sunmi.com.

\* The product information listed on this page may be updated from time to time due to product upgrades or other reasons. SUNMI reserves the right to modify the product information and contents on this page without notice.

**CE** EU Representative: SUNMI France SAS  
186, Avenue Thiers, 69006 Lyon, France  
This device complies with the basic recommendations and other relevant measures in the 2014/30/EU and 2014/35/EU directive.

**WEEE** This symbol means that it is forbidden to dispose of the product with normal household waste. At the end of the product life cycle, waste equipment should be taken to designated collection points, returned to the distributor when purchasing a new product, or contact your local authority representative for detailed information on WEEE recycling.

**FCC** This device complies with part 15 of the FCC Rules. Operation is subject to the following two conditions: (1) This device may not cause harmful interference, and (2) this device must accept any interference received, including interference that may cause undesired operation.

**Conformity CE**

Hereby, Shanghai Sunmi Technology Co., Ltd. declares that this device is in compliance with the essential requirements and other relevant provisions of Radio Equipment Directive 2014/53/EU. The full text of the EU declaration of conformity is available at the following internet address: <https://developer.sunmi.com/docs/read/en-US/maagjhk480>

**FCC compliance statement**

Please take attention that changes or modification not expressly approved by the party responsible for compliance could void the user's authority to operate the equipment.

This device complies with Part 15 of the FCC Rules. Operation is subject to the following two conditions: (1) This device may not cause harmful interference, and (2) this device must accept any interference received, including interference that may cause undesired operation.

This equipment complies with FCC radiation exposure limits set forth for an uncontrolled environment. This equipment should be installed and operated with minimum distance 20cm between the radiator & your body.

Note: This equipment has been tested and found to comply with the limits for a Class B digital device, pursuant to part 15 of the FCC Rules. These limits are designed to provide reasonable protection against harmful interference in a residential installation. This equipment generates, uses and can radiate radio frequency energy and, if not installed and used in accordance with the instructions, may cause harmful interference to radio communications. However, there is no guarantee that interference will not occur in a particular installation. If this equipment does cause harmful interference to radio or television reception, which can be determined by turning the equipment off and on, the user is encouraged to try to correct the interference by one or more of the following measures:  
—Reorient or relocate the receiving antenna.  
—Increase the separation between the equipment and receiver.  
—Connect the equipment into an outlet on a circuit different from that to which the receiver is connected.  
—Consult the dealer or an experienced radio/TV technician for help.

**ISED Canada compliance statements**

This device complies with ISED Canada licence-exempt RSS standard(s). Operation is subject to the following two conditions: (1) this device may not cause interference, and (2) this device must accept any interference, including interference that may cause undesired operation of the device.  
Le présent appareil est conforme aux CNR d'ISED Canada applicables aux appareils radio exempts de licence. L'exploitation est autorisée aux deux conditions suivantes: (1) L'appareil ne doit pas produire de brouillage, et (2) l'appareil doit accepter tout brouillage radioélectrique subi, même si le brouillage est susceptible d'en compromettre le fonctionnement.

This equipment complies with RSS-102 radiation exposure limits set forth for an uncontrolled environment. This equipment should be installed and operated with minimum distance 20cm between the radiator & your body.  
ce matériel est conforme aux limites de dose d'exposition aux rayonnements, CNR-102 énoncées dans un autre environnement, cette équipement devrait être installé et exploité avec distance minimale de 20 entre le radiateur et votre corps.

**本产品有毒有害物质名称及含量标识表  
Table for Names and Content Identification of Toxic and Hazardous Substances in this Product**

部件名称	有毒有害物质或元素						
	铅 (Pb)	汞 (Hg)	镉 (Cd)	六价铬 (Cr(VI))	多溴联苯 (PBB)	多溴二苯醚 (PBDE)	
电路板组件	×	○	○	○	○	○	○
结构件	○	○	○	○	○	○	○
包装件	○	○	○	○	○	○	○

○：表示该有毒有害物质在该部件所有均质材料中的含量均在SJ/T11363-2006规定的限量要求以下。  
×：表示该有毒有害物质至少在该部件的某一均质材料中的含量超出SJ/T11363-2006规定的限量要求；但是上表中打“×”的部件，其含量超出是因为目前业界还没有成熟的替代技术。  
对达到或超出环保使用年限的产品，应依据《电子信息产品控制管理办法》规定进行回收利用，不应随意丢弃。

**产品维修**

产品名称: \_\_\_\_\_  
产品型号: \_\_\_\_\_  
产品编号: \_\_\_\_\_  
购买日期: \_\_\_\_\_  
保修期限: 自购买之日起, 我公司提供 \_\_\_\_\_ 天保修服务。

联系方式:  
· 公司地址: \_\_\_\_\_  
· 联系电话: \_\_\_\_\_

- 以下情况恕不提供免费保修:  
· 未经允许擅自拆卸修理的产品。  
· 产品条码、贴标破损及保修卡涂改、残缺的。  
· 未按说明书的要求操作设备所引起的故障。  
· 因进水或跌落而造成故障、划伤或破损的人为损坏。  
· 因不可抗力因素造成的故障或损坏。  
· 保修期限外。



制造商: 上海南米科技集团股份有限公司  
地址: 上海市杨浦区淞沪路388号创智天地7号楼505室  
Shanghai Sunmi Technology Co., Ltd.  
Address: Room 505, KIC Plaza, No.388 Song Hu Road, Yang Pu District, Shanghai, China

THANK YOU  
Merci  
ありがとう  
Danke  
Terima Kasih  
Multifunction Base  
QUICK START GUIDE

要求:

- PANTONE 165C
- PANTONE Orange 021C

制作工艺说明  
工艺: 包心折  
材质: 108g 雅粉纸  
尺寸: 80x160mm

<b>SUNMI</b>	
制图:	张亚璐
图纸名称	P2 PRO底座 说明书
供应商	供应商料号
发行日期	20220725
变更原因	
单位	mm
版本	1.3