

**FCC PART 15 SUBPART C TEST REPORT**

**for**

**2.4G Wireless HEADSET**

**Model No.: LS40RX**

**FCC ID: 2AGZW16302**

**of**

Applicant: **LucidSound, Inc.**

Address: **701 Palomar Airport Rd. Suite 230, Carlsbad, CA 92011  
United States**

Tested and Prepared

by

**Worldwide Testing Services (Taiwan) Co., Ltd.**

**FCC Registration No.: 930600**

**Industry Canada filed test laboratory Reg. No. IC 5679A-1, IC 5107A-1**

**A2LA Accredited No.: 2732.01**



**Report No.: W6M21612-16468-C-1**

6F, NO. 58, LANE 188, RUEY-KUANG RD., NEIHU TAIPEI 114, TAIWAN, R.O.C.  
TEL: 886-2-66068877 FAX: 886-2-66068879 E-mail: [wts@wts-lab.com](mailto:wts@wts-lab.com)



**TABLE OF CONTENTS**

**1 GENERAL INFORMATION.....2**

1.1 NOTES .....2

1.2 TESTING LABORATORY .....3

    1.2.1 Location .....3

    1.2.2 Details of accreditation status .....3

1.3 DETAILS OF APPROVAL HOLDER .....3

1.4 APPLICATION DETAILS.....4

1.5 GENERAL INFORMATION OF TEST ITEM.....4

1.6 TEST STANDARDS .....5

**2 TECHNICAL TEST.....6**

2.1 SUMMARY OF TEST RESULTS.....6

2.2 TEST ENVIRONMENT .....6

2.3 TEST EQUIPMENT LIST.....7

2.4 GENERAL TEST PROCEDURE .....10

**3 TEST RESULTS (ENCLOSURE).....12**

3.1 PEAK OUTPUT POWER (TRANSMITTER).....13

3.2 RF EXPOSURE COMPLIANCE REQUIREMENTS .....16

3.3 TRANSMITTER RADIATED EMISSIONS IN RESTRICTED BANDS .....17

3.4 SPURIOUS EMISSIONS (TX).....18

3.5 RADIATED EMISSION ON THE BAND EDGE.....20

3.6 MINIMUM 6 DB BANDWIDTH .....22

3.7 PEAK POWER SPECTRAL DENSITY .....25

3.8 RADIATED EMISSION FROM DIGITAL PART .....28

3.9 POWER LINE CONDUCTED EMISSION .....29

**APPENDIX.....33**



Registration number: W6M21612-16468-C-1  
FCC ID: 2AGZW16302

## **1 General Information**

### **1.1 Notes**

The purpose of conformity testing is to increase the probability of adherence to the essential requirements or conformity specifications, as appropriate.

The complexity of the technical specifications, however, means that full and thorough testing is impractical for both technical and economic reasons.

Furthermore, there is no guarantee that a test sample which has passed all the relevant tests conforms to a specification.


Neither is there any guarantee that such a test sample will interwork with other genuinely open systems. The existence of the tests nevertheless provides the confidence that the test sample possesses the qualities as maintained and that its performance generally conforms to representative cases of communications equipment.

The test results of this test report relate exclusively to the item tested as specified in 1.5.

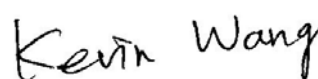
The test report may only be reproduced or published in full.

Reproduction or publication of extracts from the report requires the prior written approval of the Worldwide Testing Services(Taiwan) Co., Ltd.

### **Tester:**

January 06, 2017	Spencer Yang	
Date	WTS-Lab. Name	Signature

### **Technical responsibility for area of testing:**

January 06, 2017	Kevin Wang	
Date	WTS Name	Signature



# **Worldwide Testing Services(Taiwan) Co., Ltd.**

Registration number: W6M21612-16468-C-1  
FCC ID: 2AGZW16302

## **1.2 Testing laboratory**

### **1.2.1 Location**

OATS

No.5-1, Lishui, Shuang Sing Village,  
Wanli Dist., New Taipei City 207,  
Taiwan (R.O.C.)

3 meter semi-anechoic chamber

No.35, Aly. 21, Ln. 228, Ankang Rd., Neihu Dist., Taipei City 114, Taiwan (R.O.C.)

TEL:886-2-6613-0228

FAX:886-2-2791-5046

Company

Worldwide Testing Services(Taiwan) Co., Ltd.

6F, NO. 58, LANE 188, RUEY-KUANG RD.

NEIHU, TAIPEI 114, TAIWAN R.O.C.

Tel : 886-2-66068877

Fax : 886-2-66068879

### **1.2.2 Details of accreditation status**

Accredited testing laboratory

A2LA accredited number: 2732.01

FCC filed test laboratory Reg. No. 930600

Industry Canada filed test laboratory Reg. No. IC 5679A-1, IC 5107A-1

### **Test location, where different from Worldwide Testing Services (Taiwan) Co., Ltd. :**

Name: ./.

Accredited number: ./.

Street: ./.

Town: ./.

Country: ./.

Telephone: ./.

Fax: ./.

## **1.3 Details of approval holder**

Name: LucidSound, Inc.

Street: 701 Palomar Airport Rd. Suite 230,

Town: Carlsbad, CA 92011

Country: United States

Telephone: 760-579-6969

Fax: ./.



Registration number: W6M21612-16468-C-1  
FCC ID: 2AGZW16302

#### **1.4 Application details**


Date of receipt of test item: December 14, 2016  
Date of test: from December 14, 2016 to January 05, 2017

#### **1.5 General information of Test item**

Type of test item: 2.4G Wireless HEADSET  
Model Number: LS40RX  
Brand Name: LucidSound  
Multi-listing model number: ./.  
Photos: see Appendix

#### **Technical data**

Frequency band: 2.4 GHz – 2.4835 GHz  
Frequency ( ch 1 or A): 2403.35 MHz  
Frequency ( ch 19 or B): 2439.35 MHz  
Frequency ( ch 39 or C): 2479.35 MHz  
Number of Channels: 39  
Operation modes: Duplex  
Modulation Type: GFSK  
  
Fixed point-to-point operation:  Yes /  No  
Type of Antenna: PCB Antenna  
Antenna gain: 0 dBi  
Power supply: Battery 3.7Vdc, 1050mAh, 3.885Wh  
USB 5Vdc(Power from PC) for Charge  
Emission designator: 2M20G1D  
  
Host device: none



# Worldwide Testing Services(Taiwan) Co., Ltd.

Registration number: W6M21612-16468-C-1  
FCC ID: 2AGZW16302

Classification :

Fixed Device	<input type="checkbox"/>
Mobile Device (Human Body distance > 20cm)	<input type="checkbox"/>
Portable Device (Human Body distance < 20cm)	<input checked="" type="checkbox"/>

## Transmitter

## Unom

<b>Power ( ch 1 or A):</b>	Conducted: -1.69 dBm
<b>Power ( ch 19 or B):</b>	Conducted: -2.14 dBm
<b>Power ( ch 39 or C):</b>	Conducted: -1.64 dBm

## **Manufacturer: (if applicable)**

Name:	VTECH Technology Corp.
Street:	6F-8, No.27, Sec. 3, Zhongshan N. RD.
Town:	Taipei 104,
Country:	Taiwan (R.O.C.)

Additional information: ./.

## **1.6 Test standards**

Technical standard : FCC RULES SUBPART C § 15.247 (2015-10)



Registration number: W6M21612-16468-C-1  
FCC ID: 2AGZW16302

## **2 Technical test**

### **2.1 Summary of test results**

No deviations from the technical specification(s) were ascertained in the course of the tests performed.

**or**

The deviations as specified in 2.5 were ascertained in the course of the tests performed.

### **2.2 Test environment**


Temperature: 23 °C

Relative humidity content: 20 ... 75 %

Air pressure: 86 ... 103 kPa

Power supply: Battery 3.7Vdc, 1050mAh, 3.885Wh  
USB 5Vdc(Power from PC) for Charge

Extreme conditions parameters: ./.




# Worldwide Testing Services(Taiwan) Co., Ltd.

Registration number: W6M21612-16468-C-1  
FCC ID: 2AGZW16302

## 2.3 Test Equipment List

No.	Test equipment	Type	Serial No.	Manufacturer	Cal. Date	Next Cal. Date
ETSTW-CE 001	EMI TEST RECEIVER	ESHS10	842121/013	R&S	2016/5/20	2017/5/19
ETSTW-CE 003	AC POWER SOURCE	APS-9102	D161137	GW	Function Test	
ETSTW-CE 008	HF-EICHLEITUNG RF STEP ATTENUATOR 139dB DPSP	334.6010.02	844581/024	R&S	Function Test	
ETSTW-CE 009	TEMP.&HUMIDITY CHAMBER	GTH-225-40-1P-U	MAA0305-009	GIANT FORCE	2016/7/15	2017/7/14
ETSTW-CE 016	TWO-LINE V-NETWORK	ENV216	100050	R&S	2016/9/12	2017/9/11
ETSTW-CE 028	MXE EMI Receiver	N9038A	MY53220110	Agilent	2016/8/26	2017/8/25
ETSTW-RE 003	EMI TEST RECEIVER	ESI 26	831438/001	R&S	2016/5/20	2017/5/19
ETSTW-RE 004	EMI TEST RECEIVER	ESI 40	832427/004	R&S	2016/5/25	2017/5/24
ETSTW-RE 005	EMI TEST RECEIVER	ESVS10	843207/020	R&S	2016/7/4	2017/7/3
ETSTW-RE 012	TUNABLE BANDREJECT FILTER	D.C 0309	146	K&L	Function Test	
ETSTW-RE 013	TUNABLE BANDREJECT FILTER	D.C 0336	397	K&L	Function Test	
ETSTW-RE 018	MICROWAVE HORN ANTENNA	AT4560	27212	AR	2016/6/24	2017/6/23
ETSTW-RE 027	Passive Loop Antenna	6512	00034563	ETS-Lindgren	2016/6/29	2017/6/28
ETSTW-RE 030	Double-Ridged Guide Horn Antenna	3117	00035224	ETS-Lindgren	2016/3/23	2017/3/22
ETSTW-RE 042	Biconical Antenna	HK116	100172	R&S	2016/1/25	2017/1/24
ETSTW-RE 043	Log-Periodic Dipole Antenna	HL223	100166	R&S	2016/3/28	2017/3/27
ETSTW-RE 044	Log-Periodic Antenna	HL050	100094	R&S	2016/4/14	2017/4/13
ETSTW-RE 045	ESA-E SERIES SPECTRUM ANALYZER	E4404B	MY45111242	Agilent	Pre-test Use	
ETSTW-RE 050	Attenuator 10dB	50HF-010-1	None	JFW	2016/2/25	2017/2/24
ETSTW-RE 051	Attenuator 6dB	50HF-006-1	None	JFW	2016/2/25	2017/2/24
ETSTW-RE 053	Attenuator 3dB	50HF-003-1	None	JFW	2016/2/25	2017/2/24
ETSTW-RE 055	SPECTRUM ANALYZER	FSU 26	200074	R&S	2016/2/27	2017/2/26
ETSTW-RE 060	Attenuator 30dB	5015-30	F651012z-01	ATM	2016/2/25	2017/2/24
ETSTW-RE 062	Amplifier Module	CHC 2	None	KMIC	2016/4/13	2017/4/12
ETSTW-RE 064	Bluetooth Test Set	MT8852B-042	6K00005709	Anritsu	Function Test	
ETSTW-RE 069	Double-Ridged Guide Horn Antenna	3117	00069377	ETS-Lindgren	Function Test	
ETSTW-RE 072	CELL SITE TEST SET	8921A	3339A00375	HP	2016/9/8	2017/9/7
ETSTW-RE 088	SOLID STATE AMPLIFIER	KMA180265A01	99057	KMIC	2016/9/20	2017/9/19
ETSTW-RE 099	DC Block	50DB-007-1	None	JFW	2016/2/25	2017/2/24
ETSTW-RE 112	AC POWER SOURCE	TFC-1005	T-0A023536	T-Power	Function test	
ETSTW-RE 115	2.4GHz Notch Filter	N0124411	473874	MICROWAVE CIRCUITS	2016/1/13	2017/1/12
ETSTW-RE 120	RF Player	MP9200	MP9210-111022	ADIVIC	Function test	
ETSTW-RE 122	SIGNAL GENERATOR	SMF100A	102149	R&S	2016/5/23	2017/5/22






# Worldwide Testing Services(Taiwan) Co., Ltd.

Registration number: W6M21612-16468-C-1  
FCC ID: 2AGZW16302

ETSTW-RE 125	5GHz Notch filter	5NSL11-5200/E221.3-O/O	1	K&L Microwave	2016/8/10	2017/8/9
ETSTW-RE 126	5GHz Notch filter	5NSL12-5800/E221.3-O/O	1	K&L Microwave	2016/8/10	2017/8/9
ETSTW-RE 127	RF Switch Box	RFS-01	None	WTS	2016/2/25	2017/2/24
ETSTW-RE 128	5.3GHz Notch filter	N0153001	SN487233	Microwave Circuits	2016/8/10	2017/8/9
ETSTW-RE 129	5.5GHz Notch filter	N0555984	SN487234	Microwave Circuits	2016/8/10	2017/8/9
ETSTW-RE 130	Handheld RF Spectrum Analyzer	N9340A	CN0147000204	Agilent	Pre-test Use	
ETSTW-RE 142	Amplifier	8447D	2805A03378	Agilent	2016/4/13	2017/4/12
ETSTW-RE 143	Humidity Temperature Meter	TES-1260	110104623	TES	2016/8/19	2017/8/18
ETSTW-RE 147	Bi-log Hybrid Antenna	MCTD 2786B	BLB16M04005	ETC	2016/3/31	2017/3/30
ETSTW-EMI 011	USB Compact Modulator	SFC-U	101689	R&S	2016/5/4	2017/5/3
ETSTW-GSM 002	Universal Radio Communication Tester	CMU 200	109439	R&S	2016/3/4	2017/3/3
ETSTW-GSM 003	Radio Communication Analyzer	MT8820C	6201342073	Anritsu	2016/2/3	2017/2/2
ETSTW-GSM 019	Band Reject Filter	WRCTF824/849-822/851-40/12+9SS	3	WI	2016/1/13	2017/1/12
ETSTW-GSM 020	Band Reject Filter	WRCD1747/1748-1743/1752-32/5SS	1	WI	2016/1/13	2017/1/12
ETSTW-GSM 021	Band Reject Filter	WRCD1879.5/1880.5-1875.5/1884.5-32/5SS	3	WI	2016/1/13	2017/1/12
ETSTW-GSM 022	Band Reject Filter	WRCT901.9/903.1-904.25-50/8SS	1	WI	2016/1/13	2017/1/12
ETSTW-GSM 023	Power Divider	4901.19.A	None	SUHNER	2016/9/14	2017/9/13
ETSTW-Cable 010	BNC Cable	RGS-142	None	THERMAX	2016/9/12	2017/9/11
ETSTW-Cable 011	SMA to N type Cable	RGU-400	None	THERMAX	Pre-test Use NCR	
ETSTW-Cable 012	BNC Cable	RGS-400	None	THERMAX	2016/9/12	2017/9/11
ETSTW-Cable 016	BNC Cable	Switch Box	B Cable 1	Schwarz beck	2016/2/24	2017/2/23
ETSTW-Cable 017	BNC Cable	X Cable	B Cable 2	Schwarz beck	2016/2/24	2017/2/23
ETSTW-Cable 018	BNC Cable	Y Cable	B Cable 3	Schwarz beck	2016/2/24	2017/2/23
ETSTW-Cable 019	BNC Cable	Z Cable	B Cable 4	Schwarz beck	2016/2/24	2017/2/23
ETSTW-Cable 020	N TYPE Cable	OATS Cable 1	N30N30-L335-15M	JYE BAO CO.,LTD.	2016/4/22	2017/4/21
ETSTW-Cable 022	N TYPE Cable	5006	0002	JYE BAO CO.,LTD.	2016/4/7	2017/4/6
ETSTW-Cable 026	Microwave Cable	SUCOFLEX 104	279075	HUBER+SUHNER	2016/2/25	2017/2/24
ETSTW-Cable 027	Microwave Cable	SUCOFLEX 104	279083	HUBER+SUHNER	2016/5/13	2017/5/12
ETSTW-Cable 028	Microwave Cable	FA147A0015M2020	30064-2	UTIFLEX	2016/9/20	2017/9/19
ETSTW-Cable 029	Microwave Cable	FA147A0015M2020	30064-3	UTIFLEX	2016/9/20	2017/9/19
ETSTW-Cable 030	Microwave Cable	SUCOFLEX 104 (S Cable 9)	279067	HUBER+SUHNER	2016/2/25	2017/2/24
ETSTW-Cable 031	Microwave Cable	SUCOFLEX 104 (S Cable 10)	238092	HUBER+SUHNER	2016/4/13	2017/4/12
ETSTW-Cable 043	Microwave Cable	SUCOFLEX 104	317576	HUBER+SUHNER	2016/4/13	2017/4/12
ETSTW-Cable 048	Microwave Cable	SUCOFLEX 104	325518	HUBER+SUHNER	2016/4/13	2017/4/12
ETSTW-Cable 058	Microwave Cable	SUCOFLEX 104	none	HUBER+SUHNER	2016/4/7	2017/4/6
ETSTW-Cable 064	Microwave Cable	SUCOFLEX 104	MY28891	HUBER+SUHNER	2016/4/13	2017/4/12



# Worldwide Testing Services(Taiwan) Co., Ltd.

Registration number: W6M21612-16468-C-1  
FCC ID: 2AGZW16302

ETSTW-Cable 066	SMA type cable	32022	None	ASTROLAB	2016/9/12	2017/9/11
WTSTW-SW 002	EMI TEST SOFTWARE	EZ_EMCC	None	Farad	Version ETS-03A1	
WTSTW-SW 006	EMI TEST SOFTWARE	e3	None	AUDIX	Version 9.161014	
WTSTW-SW 008	Signal studio	Agilent	None	AUDIX	Version 2.0.0.1	



Registration number: W6M21612-16468-C-1  
FCC ID: 2AGZW16302

## **2.4 General Test Procedure**

**POWER LINE CONDUCTED INTERFERENCE:** The procedure used was ANSI STANDARD C63.10-2013 5.2 using a 50 $\mu$ H LISN (if necessary). Both lines were observed. The bandwidth of the spectrum analyzer was 10 kHz with an appropriate sweep speed.

**RADIATION INTERFERENCE:** The test procedure used was according to ANSI STANDARD C63.10-2013 6.4 employing a spectrum analyzer. For investigated frequency is equal to or below 1GHz, the RBW and VBW of the spectrum analyzer was 100 kHz and 100kHz respectively with an appropriate sweep speed. For investigated frequency is above 1GHz, both of RBW and VBW of the spectrum analyzer were 1 MHz with an appropriate sweep speed. The analyzer was calibrated in dB above a microvolt at the output of the antenna.

**FORMULA OF CONVERSION FACTORS:** The Field Strength at 3m was established by adding the meter reading of the spectrum analyzer (which is set to read in units of dB $\mu$ V) to the antenna correction factor supplied by the antenna manufacturer. The antenna correction factors are stated in terms of dB.

Example:

Freq (MHz)      METER READING + ACF + CABLE LOSS (to the receiver) = FS  
33                      20 dB $\mu$ V + 10.36 dB + 6 dB = 36.36 dB $\mu$ V/m @3m


The EUT was placed on a table 80 cm high and with dimensions of 1m by 1.5m (non metallic table) and arranged according to ANSI C63.10-2013 6.3.1. The table used for radiated measurements is capable of continuous rotation. The spectrum was scanned from 30 MHz to the frequency specified as follows:

- (1) If the intentional radiator operates below 10 GHz: to the tenth harmonic of the highest fundamental frequency or to 40 GHz, whichever is lower.
- (2) If the intentional radiator operates at or above 10 GHz and below 30 GHz: to the fifth harmonic of the highest fundamental frequency or to 100 GHz, whichever is lower.
- (3) If the intentional radiator operates at or above 30 GHz: to the fifth harmonic of the highest fundamental frequency or to 200 GHz, whichever is lower, unless specified otherwise elsewhere in the rules.
- (4) If the intentional radiator contains a digital device, regardless of whether this digital device controls the functions of the intentional radiator or the digital device is used for additional control or function purposes other than to enable the operation of the intentional radiator, the frequency range shall be investigated up to the range specified in paragraphs (a)(1)-(a)(3) of this section or the range applicable to the digital device, as shown in paragraph (b)(1) of this Section, whichever is the higher frequency range of investigation.

For hand-held devices, a exploratory test was performed with three (3) orthogonal planes to determine the highest emissions.

Measurements were made by Worldwide Testing Services(Taiwan) Co., Ltd. at the registered open field test site located at No.5-1, Lishui, Shuang Sing Village, Wanli Dist., New Taipei City 207, Taiwan (R.O.C.). The Registration Number: 930600.

When an emission was found, the table was rotated to produce the maximum signal strength. At this point, the antenna was raised and lowered from 1m to 4m. The antenna was placed in both the horizontal and vertical planes.



Registration number: W6M21612-16468-C-1  
FCC ID: 2AGZW16302

When the radiated emission limits are expressed in terms of the average value of the emission, and pulsed operation is employed, the measurement field strength shall be determined by averaging over one complete pulse train, including blanking intervals, as long as the pulse train does not exceed 0.1 seconds. As an alternative (provided the transmitter operates for longer than 0.1 seconds) or in cases where the pulse train exceeds 0.1 seconds, the measured field strength shall be determined from the average absolute voltage during a 0.1 second interval during which the field strength is at its maximum value.

The formula is as follows:

Average = Peak + Duty Factor

Duty Factor =  $20 \log(\text{dwell time}/T)$

T = 100ms when the pulse train period is over 100 ms or the period of the pulse train.

Modified Limits for peak according to 15.35 (b) = Max Permitted average Limits + 20dB

ANSI STANDARD C63.10-2013 B.2.7: Any measurements that utilize special test software shall be indicated and referenced in the test report. During testing, test software 'EZ EMC' was used for setting up different operation modes.



# Worldwide Testing Services(Taiwan) Co., Ltd.

Registration number: W6M21612-16468-C-1  
FCC ID: 2AGZW16302

### **3 Test results (enclosure)**

TEST CASE	Para. Number	Required	Test passed	Test failed
Peak Output Power	15.247(d)	<input checked="" type="checkbox"/>	<input checked="" type="checkbox"/>	<input type="checkbox"/>
Equivalent isotropically radiated Power	15.247(b)	<input checked="" type="checkbox"/>	<input checked="" type="checkbox"/>	<input type="checkbox"/>
Spurious Emissions radiated – Transmitter operating	15.247(d): 15.209	<input checked="" type="checkbox"/>	<input checked="" type="checkbox"/>	<input type="checkbox"/>
Band Edge Measurement	15.247(d)	<input checked="" type="checkbox"/>	<input checked="" type="checkbox"/>	<input type="checkbox"/>
Minimum 6 dB Bandwidth	15.247(a)(2)	<input checked="" type="checkbox"/>	<input checked="" type="checkbox"/>	<input type="checkbox"/>
Peak Power Spectral Density	15.247(e)	<input checked="" type="checkbox"/>	<input checked="" type="checkbox"/>	<input type="checkbox"/>
Radiated Emission from Digital part	15.109	<input type="checkbox"/>	<input type="checkbox"/>	<input type="checkbox"/>
Power Line Conducted Emission	15.207	<input checked="" type="checkbox"/>	<input checked="" type="checkbox"/>	<input type="checkbox"/>

The following is intentionally left blank.

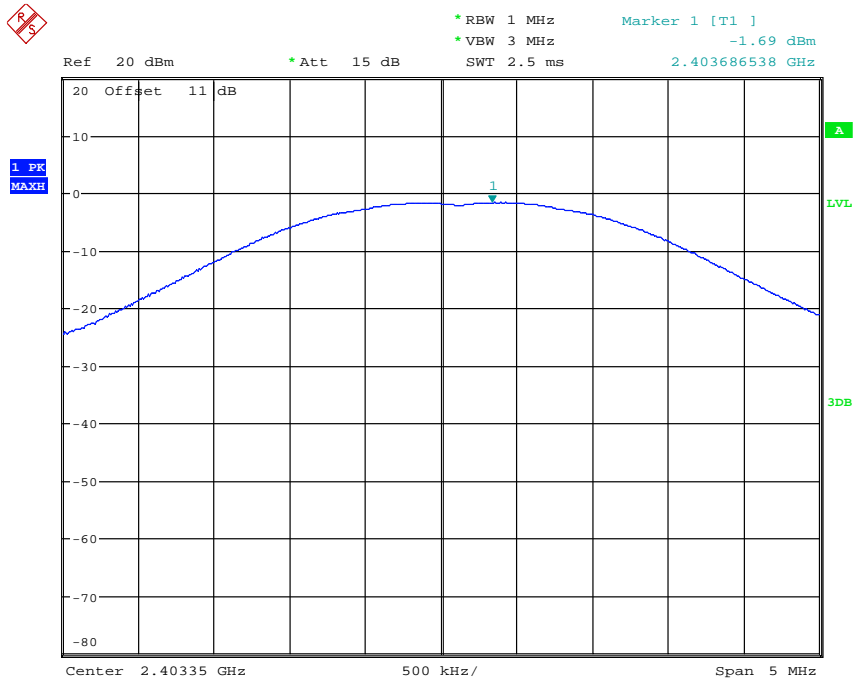


Registration number: W6M21612-16468-C-1  
FCC ID: 2AGZW16302

### 3.1 Peak Output Power (transmitter)

FCC Rule: 15.247(d)(3)

This measurement applies to equipment with an integral antenna and to equipment with an antenna connector and equipped with an antenna as declared by the applicant.

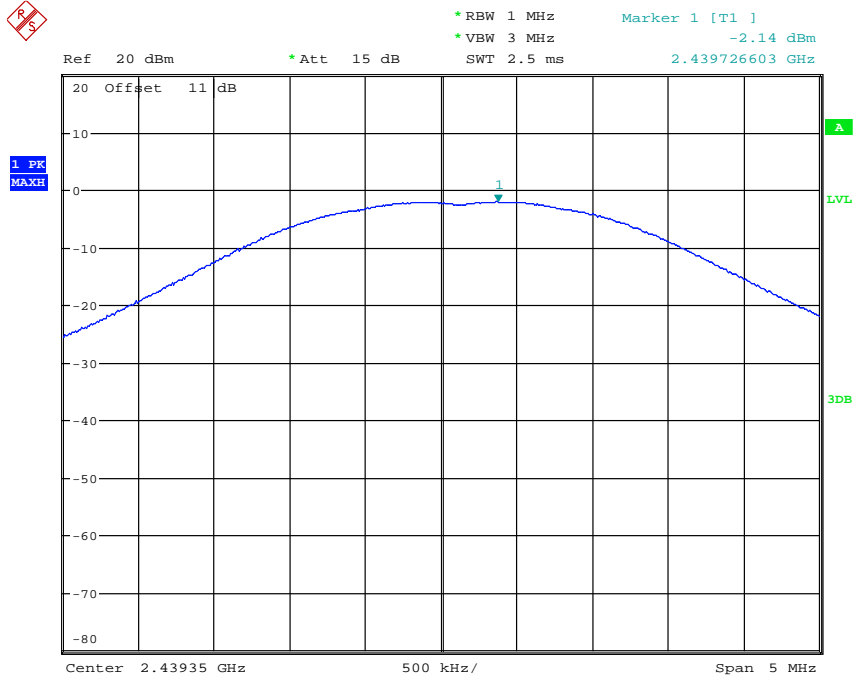


MAX OUTPUT POWER 2.40335GHZ  
Date: 15.DEC.2016 23:10:02

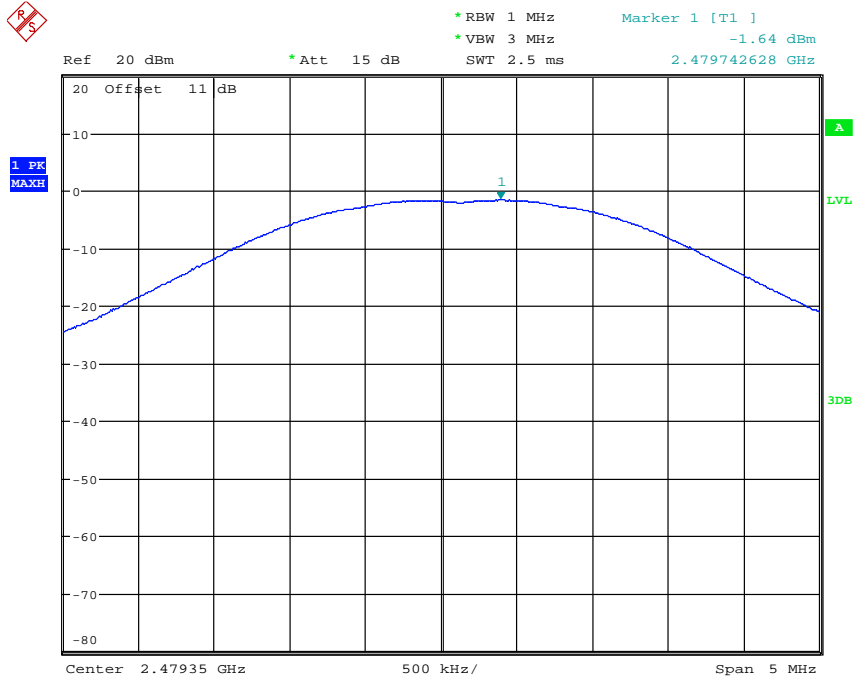


# Worldwide Testing Services(Taiwan) Co., Ltd.


Registration number: W6M21612-16468-C-1  
FCC ID: 2AGZW16302



MAX OUTPUT POWER 2.43935GHZ  
Date: 15.DEC.2016 23:10:38



MAX OUTPUT POWER 2.47935GHZ  
Date: 4.JAN.2017 18:52:07



# Worldwide Testing Services(Taiwan) Co., Ltd.

Registration number: W6M21612-16468-C-1  
FCC ID: 2AGZW16302

Limits:

Frequency MHz	Power dBm
902 - 928	30
2400 – 2483.5	30
5725 – 5850	30

In case of employing transmitter antennas having antenna gain  $> 6$  dBi and using fixed point-to point operation consider §15.247 (b)(4)

Test equipment used: ETSTW-RE 055, ETSTW-RE 050





Registration number: W6M21612-16468-C-1  
 FCC ID: 2AGZW16302

**3.2 RF Exposure Compliance Requirements**

FCC Rule: 15.247(b)(3)  
 Test exclusion = max. conducted output power  
 Test exclusion = -1.64 dBm

**RESULT:**

Test standard : FCC KDB Publication  
 447498 D01 General RF Exposure Guidance v06

According to 447498 D01 General RF Exposure Guidance v06:  
 SAR evaluation, by measurement or numerical simulation, is not required when the corresponding SAR Exclusion Threshold condition, listed below, is satisfied.

The enclosure of the device provides  $\geq 0.5$  cm separation from the antenna elements to significant metal parts of the enclosure to minimize potential perturbations.


Frequency Band:2403.35-2479.35 MHz  
 Maximum Power fed to Antenna: 0.6855 mW

Separation distances:  
 Radiator to user: > 5 mm  
 Distance prescribed in user manual: > 5 mm

MHz	5	10	15	20	25	mm
2450	10	19	29	38	48	SAR Test Exclusion Threshold (mW)

MHz	30	35	40	45	50	mm
2450	57	67	77	86	96	SAR Test Exclusion Threshold (mW)

MHz	50	60	70	80	90	100	110	120	130	140	150	160	170	180	190	mm
2450	96	196	296	396	496	596	696	796	896	996	1096	1196	1296	1396	1496	mW



Registration number: W6M21612-16468-C-1  
FCC ID: 2AGZW16302

**3.3 Transmitter Radiated Emissions in Restricted Bands**

FCC Rules: 15.247 (d), 15.205, 15.209, 15.35

Radiated emission measurements were performed from 30 MHz to 26500 MHz.

For radiated emission tests, the analyzer setting was as followings:

Frequency  $\leq$  1 GHz, RBW:100 kHz, VBW: 100 kHz (Peak measurements)

Frequency  $>$  1 GHz, RBW: 1 MHz, VBW: 1 MHz (Peak measurements)

Frequency  $>$  1 GHz , RBW:1 MHz , VBW: 10 Hz (Average measurements)

Limits.

For frequencies below 1GHz:

Frequency of Emission (MHz)	Field strength (microvolts/meter)	Field Strength (dB microvolts/meter)
30 - 88	100	40.0
88 - 216	150	43.5
216 - 960	200	46.0
Above	500	54.0

For frequencies above 1GHz (Average measurements).

Guidance on Measurement of Digit Transmission Systems:


“If the emission is pulsed, modify the unit for continuous operation, use the setting shown above, then correct the reading by subtracting the peak-average correction factor, derived from the appropriate duty cycle calculation.”

The correction factor, based on the total channel dwell time in a 100 ms period, may be mathematically applied to a measurement made with an average detector, to further reduce the value.

Duty cycle correction =  $20 \log (\text{dwell time} / 100\text{ms})$

Note: No duty cycle correction was added to the reading of this EUT.

Explanation: See attached diagrams in Appendix.



Registration number: W6M21612-16468-C-1  
FCC ID: 2AGZW16302

### **3.4 Spurious Emissions (tx)**

Spurious emission was measured with modulation (declared by manufacturer).

In any 100 kHz bandwidth outside the frequency band in which the intentional radiator is operating, the radio frequency power that is produced by the intentional radiator shall be at least 20dB below that in the 100 kHz bandwidth within the band that contains the highest level of the desired power, based on either an RF conducted or a radiated measurement. Attenuation below the general limits specified in § 15.209(a) is not required. In addition, radiated emissions which fall in the restricted bands, as defined in § 15.205(a), must also comply with the radiated emission limits specified in § 15.209(a) (see § 15.205(c))

FCC Rule: 15.247(d), 15.35

For out of band emissions that are close to or that exceed the 20 dB attenuation requirement described in the specification, radiated measurements were performed at a 3 m separation distance to determine whether these emissions complied with the general radiated emission requirement.

Limits:

For frequencies above 1GHz (Peak measurements).

Modified Limit for peak according to 15.35 (b) = Max Permitted average Limits + 20dB

For frequencies above 1GHz (Average measurements).

Max. reading – 20dB

Max. reading – 20 dB

Guidance on Measurement of Digit Transmission Systems:

“If the emission is pulsed, modify the unit for continuous operation, use the settings shown above, then correct the reading by subtracting the peak-average correction factor, derived from the appropriate duty cycle calculation.”

The correction factor, based on the total channel dwell time in a 100 ms period, may be mathematically applied to a measurement made with an average detector, to further reduce the value.

Duty Cycle correction =  $20 \log (\text{dwell time}/100\text{ms})$

Note: No duty cycle correction was added to the reading of EUT.



# Worldwide Testing Services(Taiwan) Co., Ltd.

Registration number: W6M21612-16468-C-1  
 FCC ID: 2AGZW16302

SAMPLE CALCULATION OF LIMIT. All results will be updated by an automatic measuring system in accordance with point 2.3.

Calculation of test results:

Such factors like antenna correction, cable loss, external attenuation etc. are already included in the provided measurement results. This is done by using validated test software and calibrated test system according the accreditation requirements.

The peak and average spurious emission plots was measured with the average limits.

In the Table being listed the critical peak and average value and exhibit the compliance with the above calculated Limits.

If in the column's correction factor states a value then the max. Field strength in the same row is corrected by a value gained from the "Correction Factor".

### Summary table with radiated data of the test plots

Model: LS40RX Date: --  
 Mode: -- Temperature: -- °C Engineer: --  
 Polarization: -- Humidity: -- %

Frequency (MHz)	Reading (dBuV)	Detector	Factor (dB)	Result (dBuV/m)	Limit (dBuV/m)	Margin (dB)	Table Degree (Deg.)	Ant. High (cm)
--	--	--	--	--	--	--	--	--
--	--	--	--	--	--	--	--	--


Frequency (MHz)	Reading (dBuV)		Factor (dB) Corr.	Result (dBuV/m)		Limit (dBuV/m)		Margin (dB)	Table Degree (Deg.)	Ant. High (m)
	Peak	Ave.		Peak	Ave.	Peak	Ave.			
--	--	--	--	--	--	--	--	--	--	--
--	--	--	--	--	--	--	--	--	--	--
--	--	--	--	--	--	--	--	--	--	--
--	--	--	--	--	--	--	--	--	--	--

### Note

1. Correction Factor = Antenna factor + Cable loss - Preamplifier
2. The formula of measured value as: Test Result = Reading + Correction Factor
3. Detector function in the form : PK = Peak, QP = Quasi Peak, AV = Average
4. All not in the table noted test results are more than 20 dB below the relevant limits.
5. Measurement uncertainty for 3m measurement: 30-1000 MHz = ± 4.69 dB, 1-18 GHz = ± 4.78 dB, 18-40 GHz = ± 2.44 dB ; Reported uncertainties represent expanded uncertainties expressed at approximately the 95% confidence level using a coverage factor of k = 2.
6. Please see attached diagrams in Appendix.

**TEST RESULT (Transmitter):** The unit DOES meet the FCC requirements.

Test equipment used: ETSTW-RE 004, ETSTW-RE 030, ETSTW-RE 062, ETSTW-RE 142, ETSTW-RE 147, ETSTW-RE 088, ETSTW-RE 018

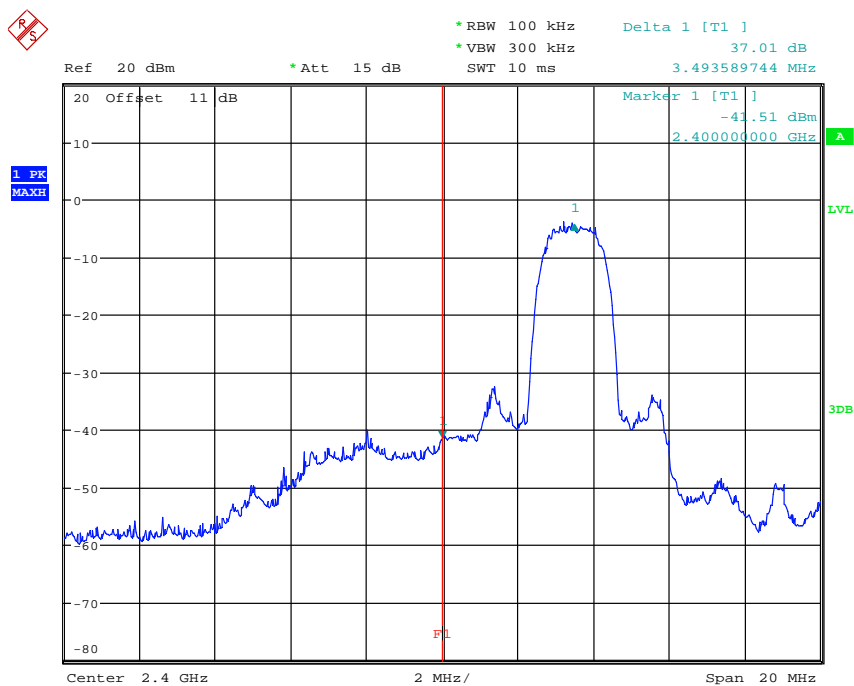


Registration number: W6M21612-16468-C-1  
FCC ID: 2AGZW16302


### 3.5 Radiated Emission on the band edge

According to FCC rules part 15 subpart C §15.247(d) in any 100 kHz bandwidth outside the frequency band in which the intentional radiator is operating, the radio frequency power that is produced by the intentional radiator shall be at least 20dB below that in the 100 kHz bandwidth within the band that contains the highest level of the desired power, based on either an RF conducted or a radiated measurement. Attenuation below the general limits specified in § 15.209(a) is not required.

In addition radiated emission which fall in the restricted bands, as defined in section 15.205(a), must also with the radiated emission limits.

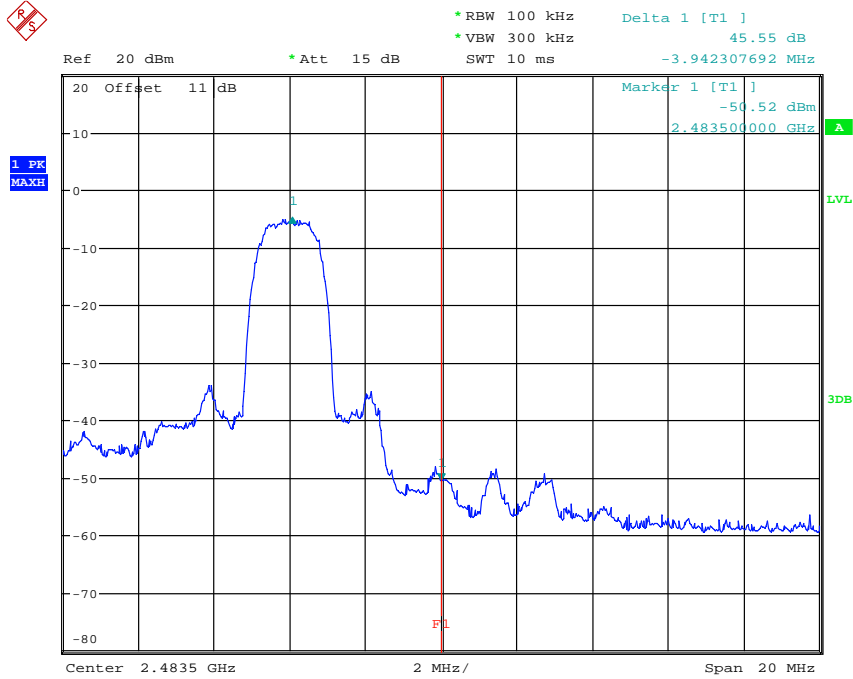


BANDEDGE 2.40335GHZ  
Date: 15.DEC.2016 23:08:52



# Worldwide Testing Services(Taiwan) Co., Ltd.

Registration number: W6M21612-16468-C-1  
 FCC ID: 2AGZW16302




BANDEdge 2.47935GHZ  
 Date: 15.DEC.2016 23:08:00

Limit:

Frequency Range / MHz	Limit
902 – 928	- 20 dB
2400 – 2483.5	
5725 - 5850	

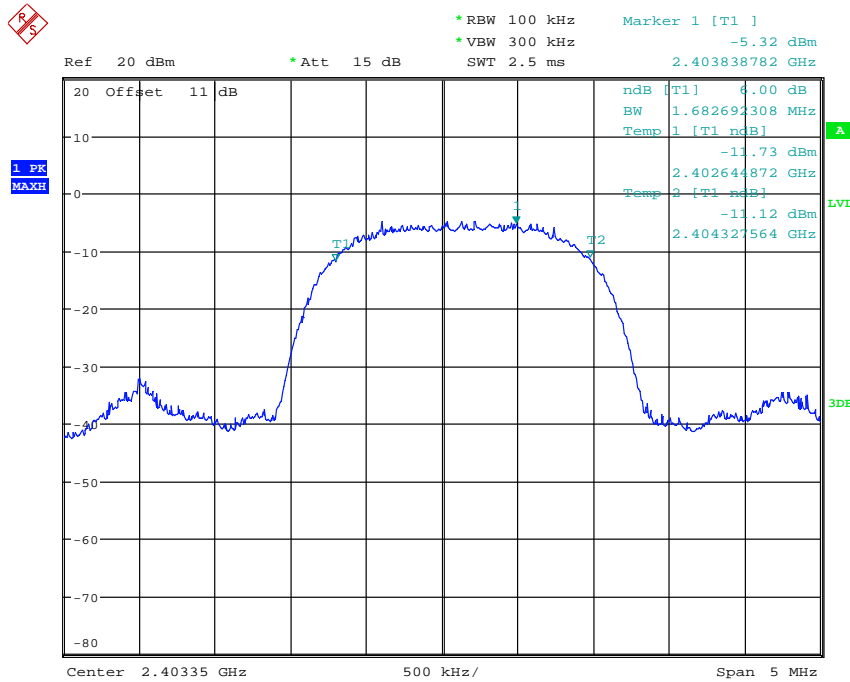
Test equipment used: ETSTW-RE 055, ETSTW-RE 050




Registration number: W6M21612-16468-C-1  
FCC ID: 2AGZW16302

## 3.6 Minimum 6 dB Bandwidth

The analyzer ResBW was set to 100 kHz. For each RF output channel investigated, the spectrum analyzer center frequency was set to the channel carrier. A PEAK reading was taken, two markers were set 6 dB below the maximum level on the right and the left side of the emission. The 6 dB bandwidth is the frequency difference between the two markers.

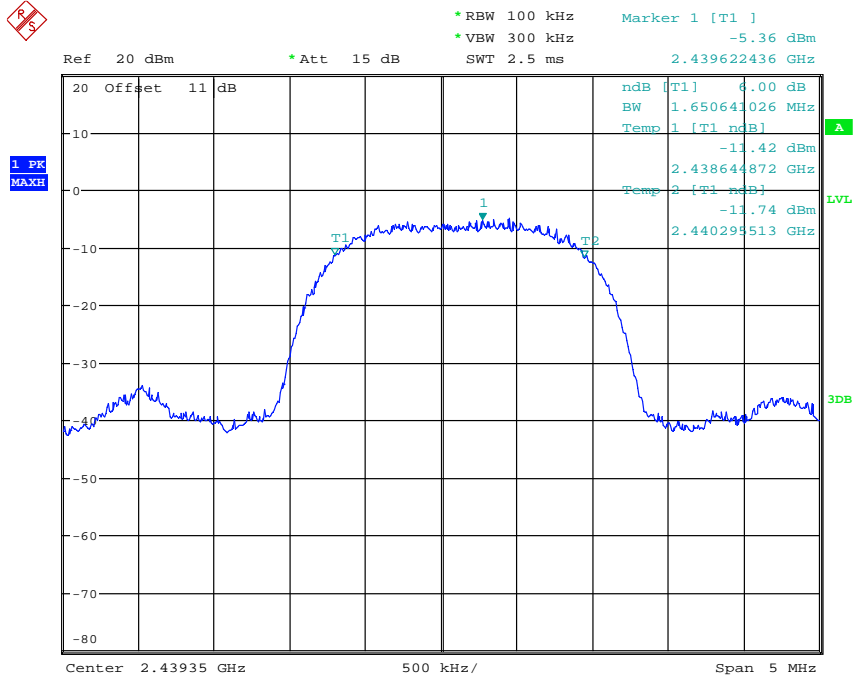


6DB BANDWIDTH 2.40335GHZ  
Date: 15.DEC.2016 23:05:00

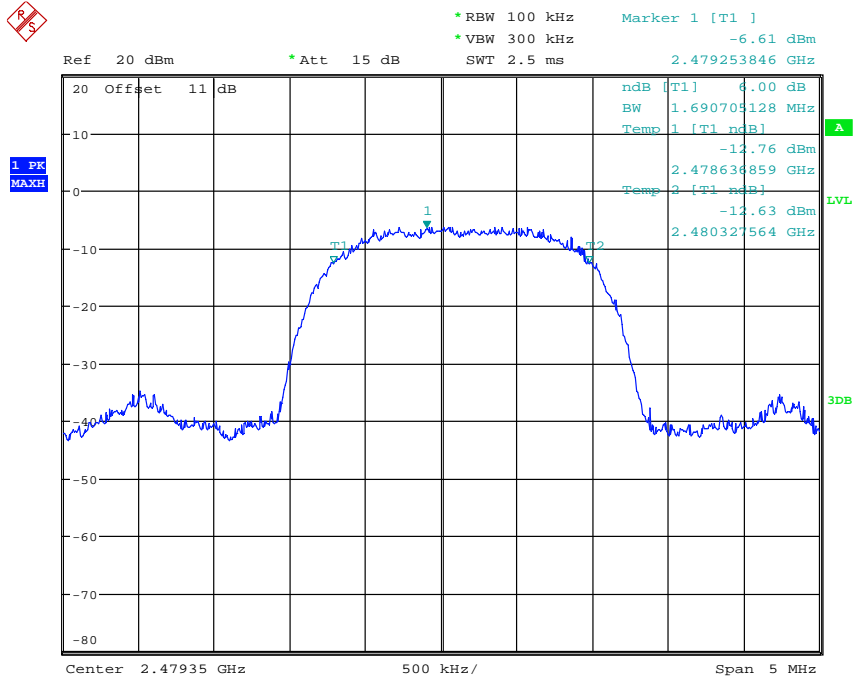


# Worldwide Testing Services(Taiwan) Co., Ltd.

Registration number: W6M21612-16468-C-1  
 FCC ID: 2AGZW16302



6DB BANDWIDTH 2.43935GHZ  
 Date: 15.DEC.2016 23:05:44



6DB BANDWIDTH 2.47935GHZ  
 Date: 15.DEC.2016 23:06:24






# Worldwide Testing Services(Taiwan) Co., Ltd.

Registration number: W6M21612-16468-C-1  
FCC ID: 2AGZW16302

## **Limits:**

Frequency Range MHz	Limits
902-928	min 500 kHz
2400-2483.5	min 500 kHz
5725-5850	min 500 kHz

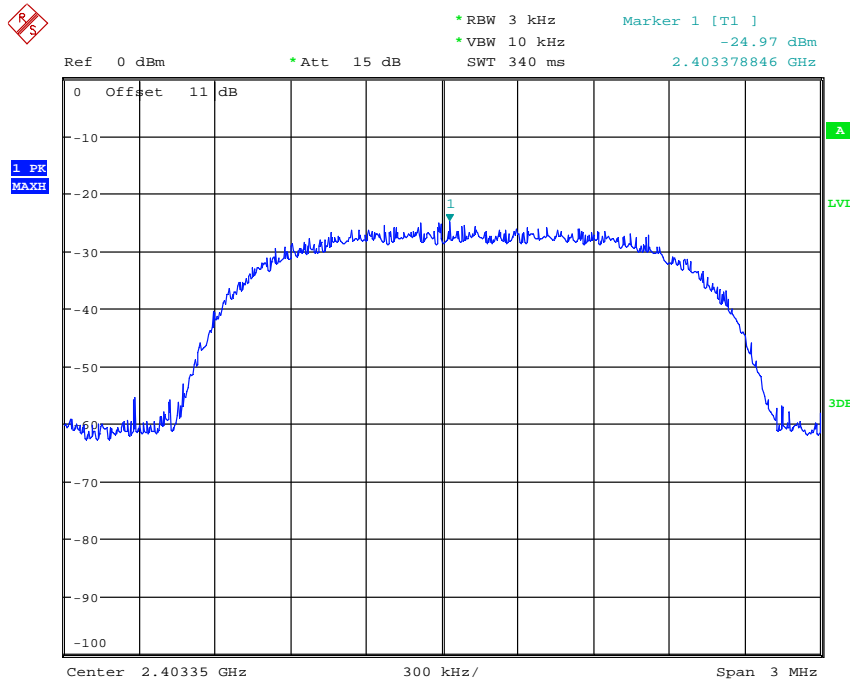
Test equipment used: ETSTW-RE 055, ETSTW-RE 050



Registration number: W6M21612-16468-C-1  
FCC ID: 2AGZW16302

## 3.7 Peak Power Spectral Density

Peak Power Spectral density is a measured at low, middle and high channel.  
The peak output power is measured with a measurement bandwidth of 10 MHz and displayed on diagram together with Peak Power Spectral Density result which was measured with a bandwidth of 3 kHz, appreciate frequency span and sweep time.

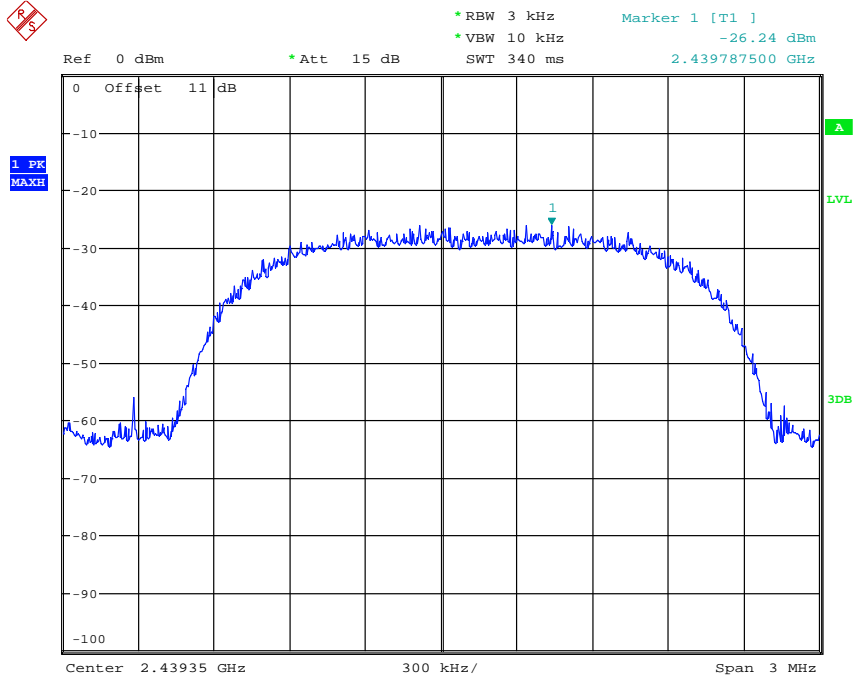


POWER DENSITY 2.40335GHZ  
Date: 15.DEC.2016 22:22:00

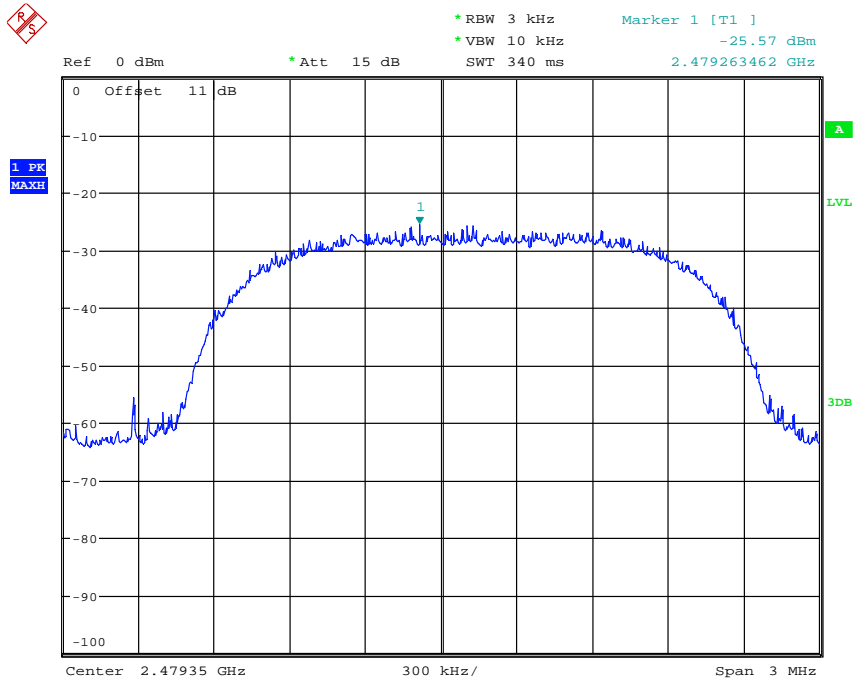


# Worldwide Testing Services(Taiwan) Co., Ltd.


Registration number: W6M21612-16468-C-1  
FCC ID: 2AGZW16302



POWER DENSITY 2.43935GHZ  
Date: 15.DEC.2016 22:22:47



POWER DENSITY 2.47935GHZ  
Date: 15.DEC.2016 22:26:16



# Worldwide Testing Services(Taiwan) Co., Ltd.

Registration number: W6M21612-16468-C-1  
FCC ID: 2AGZW16302

## Limits:

Frequency Range MHz	dBm
902-928	8
2400-2483.5	8
5725-5850	8

Test equipment used: ETSTW-RE 055, ETSTW-RE 050



Registration number: W6M21612-16468-C-1  
FCC ID: 2AGZW16302

**3.8 Radiated Emission from Digital Part**

FCC Rule: 15.109

Except for Class A digital devices, the field strength of radiated emissions from unintentional radiators at a distance of 3 meters shall not exceed the following values:

Frequency of Emission (MHz)	Field Strength (microvolts/meter)	Field Strength (dBmicrovolts/meter)
30 – 88	100	40.0
88 – 216	150	43.5
216 – 960	200	46.0
Above 960	500	54.0

Test equipment used: ETSTW-RE 030, ETSTW-RE 055, ETSTW-RE 064, ETSTW-RE 062, ETSTW-RE 142, ETSTW-RE 147

Explanation: Please refer to separated test report no.: W6M21612-16468-P-15B.



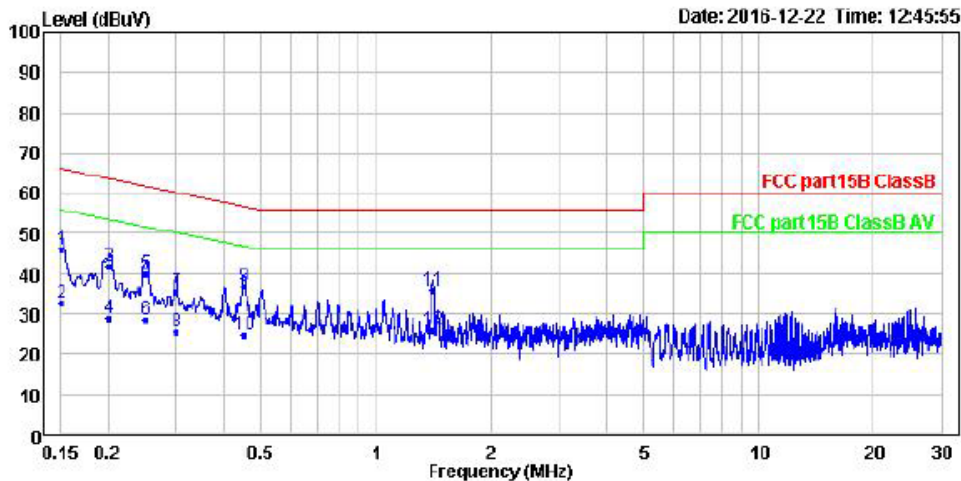
Registration number: W6M21612-16468-C-1  
 FCC ID: 2AGZW16302

### 3.9 Power Line Conducted Emission

For an intentional radiator which is designed to be connected to the public utility (AC) power line, the radio frequency voltage that is conducted back onto the AC line on any frequency or frequencies within the band 150 kHz to 30 MHz shall not exceed the limits in the table bellows with this provision shall be based on the measurement of the radio frequency voltage between each power line and ground at the power terminals.

This measurement was transact first with instrumentation using an average and peak detector and a 10 kHz bandwidth. If the peak detector achieves a calculated level, the measurement is repeated by an instrumentation using a quasi-peak detector.

#### Charge Mode



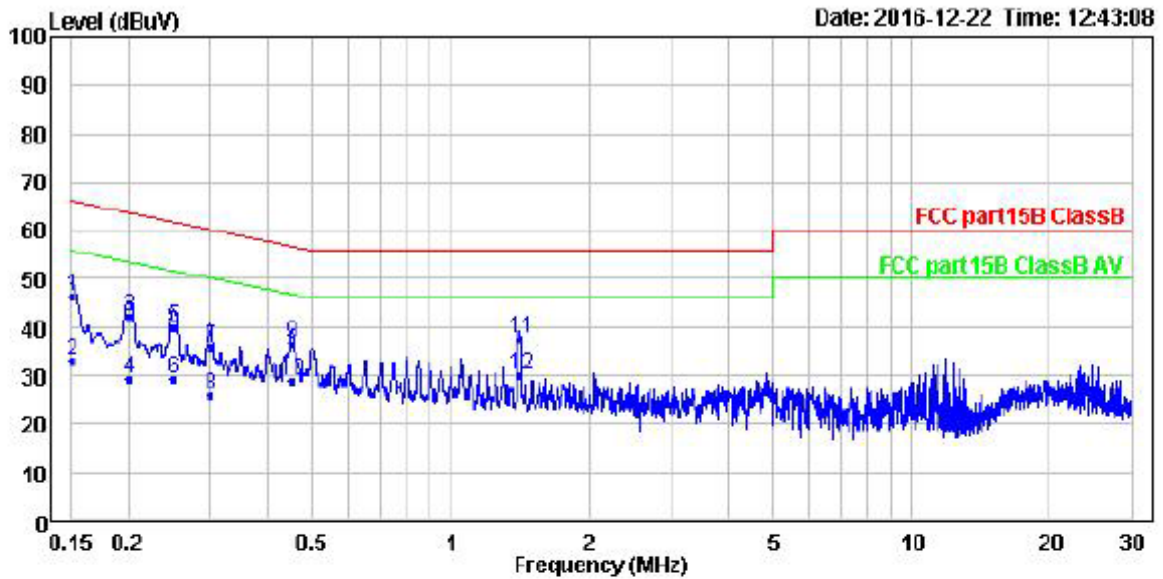
Condition: FCC part15B ClassB ENV216 neutral  
 EUT : W6M21612-16468  
 Mode : Charge  
 Power : 120 Va.c.  
 Operator : Ken  
 Note :

	Freq	Level	Read Level	Factor	Limit Line	Over Limit	Pol/Phase	Remark
	MHz	dBuV	dBuV	dB	dBuV	dB		
1	0.150	46.11	36.31	9.80	65.97	-19.86	neutral	QP
2	0.150	32.76	22.96	9.80	55.97	-23.21	neutral	Average
3	0.200	41.83	32.07	9.76	63.60	-21.77	neutral	QP
4	0.200	29.01	19.25	9.76	53.60	-24.59	neutral	Average
5	0.251	39.76	29.99	9.77	61.72	-21.96	neutral	QP
6	0.251	28.70	18.93	9.77	51.72	-23.02	neutral	Average
7	0.300	35.32	25.54	9.78	60.23	-24.91	neutral	QP
8	0.300	25.30	15.52	9.78	50.23	-24.93	neutral	Average
9 *	0.451	37.02	27.23	9.79	56.85	-19.83	neutral	QP
10	0.451	24.54	14.75	9.79	46.85	-22.31	neutral	Average
11	1.404	35.85	26.00	9.85	56.00	-20.15	neutral	QP
12	1.404	25.90	16.05	9.85	46.00	-20.10	neutral	Average



# Worldwide Testing Services(Taiwan) Co., Ltd.


Registration number: W6M21612-16468-C-1  
 FCC ID: 2AGZW16302



Condition: FCC part15B ClassB ENV216 line  
 EUT : W6M21612-16468  
 Mode : Charge  
 Power : 120 Va.c.  
 Operator : Ken  
 Note :

	Freq	Level	Read Level	Factor	Limit Line	Over Limit	Pol/Phase	Remark
	MHz	dBuV	dBuV	dB	dBuV	dB		
1	0.150	46.56	36.72	9.84	65.99	-19.43	line	QP
2	0.150	33.21	23.37	9.84	55.99	-22.78	line	Average
3	0.201	42.14	32.33	9.81	63.57	-21.43	line	QP
4	0.201	29.43	19.62	9.81	53.57	-24.14	line	Average
5	0.250	40.08	30.27	9.81	61.74	-21.66	line	QP
6	0.250	29.27	19.46	9.81	51.74	-22.47	line	Average
7	0.301	35.75	25.95	9.80	60.21	-24.46	line	QP
8	0.301	26.03	16.23	9.80	50.21	-24.18	line	Average
9	0.452	36.63	26.85	9.78	56.84	-20.21	line	QP
10	0.452	28.74	18.96	9.78	46.84	-18.10	line	Average
11	1.417	37.76	27.97	9.79	56.00	-18.24	line	QP
12 *	1.417	29.90	20.11	9.79	46.00	-16.10	line	Average

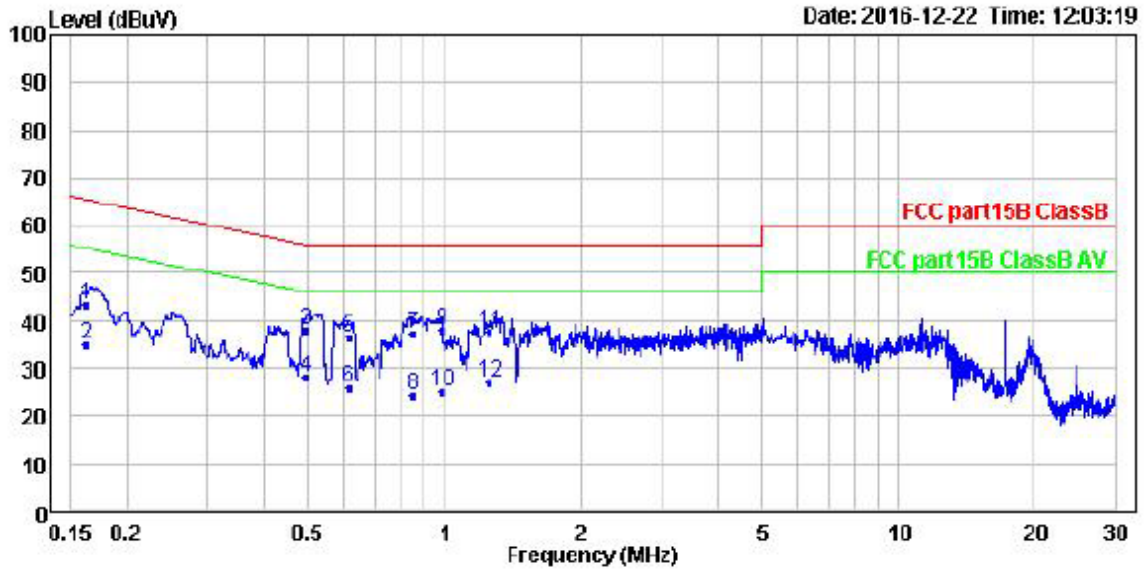




# Worldwide Testing Services(Taiwan) Co., Ltd.

Registration number: W6M21612-16468-C-1  
 FCC ID: 2AGZW16302

## Wireless+Optical



Condition: FCC part15B ClassB ENV216 neutral  
 EUT : W6M21612-16468  
 Mode : Wireless+Optical  
 Power : 120 Va.c.  
 Operator : Ken  
 Note :

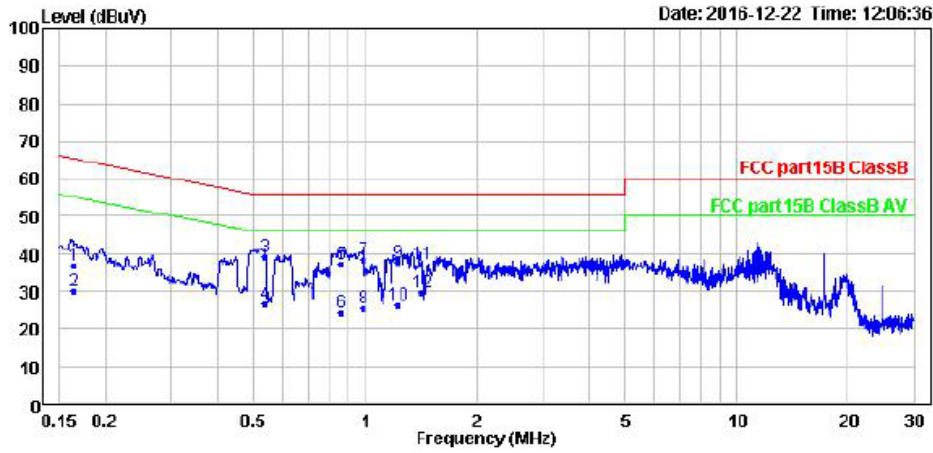
	Freq	Level	Read	Limit	Over	Pol/Phase	Remark
	MHz	dBuV	Level	Factor	Line	Limit	
			dBuV	dB	dBuV	dB	
1	0.163	43.21	33.42	9.79	65.33	-22.12	neutral QP
2	0.163	34.84	25.05	9.79	55.33	-20.49	neutral Average
3	0.494	37.95	28.16	9.79	56.10	-18.15	neutral QP
4	0.494	27.96	18.17	9.79	46.10	-18.14	neutral Average
5	0.614	36.44	26.64	9.80	56.00	-19.56	neutral QP
6	0.614	25.70	15.90	9.80	46.00	-20.30	neutral Average
7	0.852	37.09	27.28	9.81	56.00	-18.91	neutral QP
8	0.852	24.43	14.62	9.81	46.00	-21.57	neutral Average
9 *	0.985	38.06	28.25	9.81	56.00	-17.94	neutral QP
10	0.985	25.04	15.23	9.81	46.00	-20.96	neutral Average
11	1.254	37.63	27.79	9.84	56.00	-18.37	neutral QP
12	1.254	26.99	17.15	9.84	46.00	-19.01	neutral Average





# Worldwide Testing Services(Taiwan) Co., Ltd.

Registration number: W6M21612-16468-C-1  
 FCC ID: 2AGZW16302



Condition: FCC part15B ClassB ENV216 line  
 EUT : W6M21612-16468  
 Mode : Wireless+Optical  
 Power : 120 Va.c.  
 Operator : Ken  
 Note :


	Freq	Level	Read Level	Factor	Limit Line	Over Limit	Pol/Phase	Remark
	MHz	dBuV	dBuV	dB	dBuV	dB		
1	0.164	36.94	27.11	9.83	65.27	-28.33	line	QP
2	0.164	30.18	20.35	9.83	55.27	-25.09	line	Average
3	0.537	39.16	29.38	9.78	56.00	-16.84	line	QP
4	0.537	26.80	17.02	9.78	46.00	-19.20	line	Average
5	0.863	37.21	27.44	9.77	56.00	-18.79	line	QP
6	0.863	24.40	14.63	9.77	46.00	-21.60	line	Average
7	0.985	38.26	28.49	9.77	56.00	-17.74	line	QP
8	0.985	25.29	15.52	9.77	46.00	-20.71	line	Average
9	1.220	37.58	27.80	9.78	56.00	-18.42	line	QP
10	1.220	26.06	16.28	9.78	46.00	-19.94	line	Average
11	1.417	37.35	27.56	9.79	56.00	-18.65	line	QP
12 *	1.417	29.84	20.05	9.79	46.00	-16.16	line	Average

- Note:**
1. The formula of measured value as:  $\text{Test Result} = \text{Reading} + \text{Correction Factor}$
  2. The Correction Factor = Cable Loss + LISN Insertion Loss + Pulse Limit Loss
  3. Detector function in the form : PK = Peak, QP = Quasi Peak, AV = Average
  4. All not in the table noted test results are more than 20 dB below the relevant limits.
  5. Measurement uncertainty = ±1.14 dB; Reported uncertainties represent expanded uncertainties expressed at approximately the 95% confidence level using a coverage factor of k = 2.
  6. Up Line: QP Limit Line, Down Line: Ave Limit Line.

**Limits:**

Frequency of Emission (MHz)	Conducted Limit (dBuV)	
	Quasi Peak	Average
0.15-0.5	66 to 56	56 to 46
0.5-5	56	46
5-30	60	50

Test equipment used: ETSTW-CE 001, ETSTW-CE 016, ETSTW-CE 028.



Registration number: W6M21612-16468-C-1  
FCC ID: 2AGZW16302

## **Appendix**

### **Measurement diagrams**

Spurious Emissions radiated\_TX



Radiated Emission Measurement

Operator: Leon

File :1

Data :#1

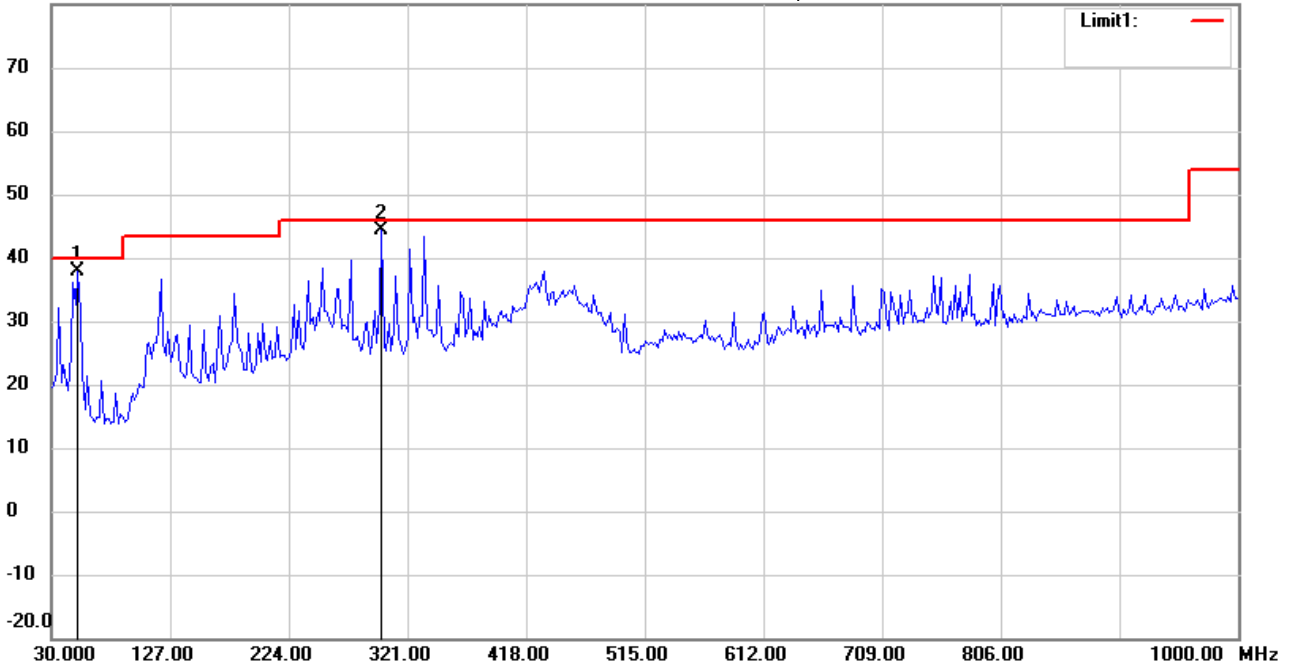
Date: 2016/12/30

Temperature:24 °C

80.0 dBuV/m

Time: 上午 03:29:18

Humidity:60 %



Site : Chamber

Condition : FCC\_part 15 RE-Class C\_30-1000MHz

EUT : W6M21612-16468

M/N:

Test Mode : TX 2403.35MHz

Note :

Polarization: *Horizontal*

Power : 3.7 Vd.c.

Distance: 3m

Mk.	Frequency (MHz)	Reading (dBuV)	Detector	Corr. factor (dB/m)	Result (dBuV/m)	Limit (dBuV/m)	Ant.Pos (cm)	Tab.Pos (deg.)	Margin (dB)	Comment
	51.3828	48.17	peak	-10.27	37.90	40.00	100	125	-2.10	
*	300.2004	49.88	peak	-5.61	44.27	46.00	100	90	-1.73	



Radiated Emission Measurement

Operator: Leon

File :1

Data :#2

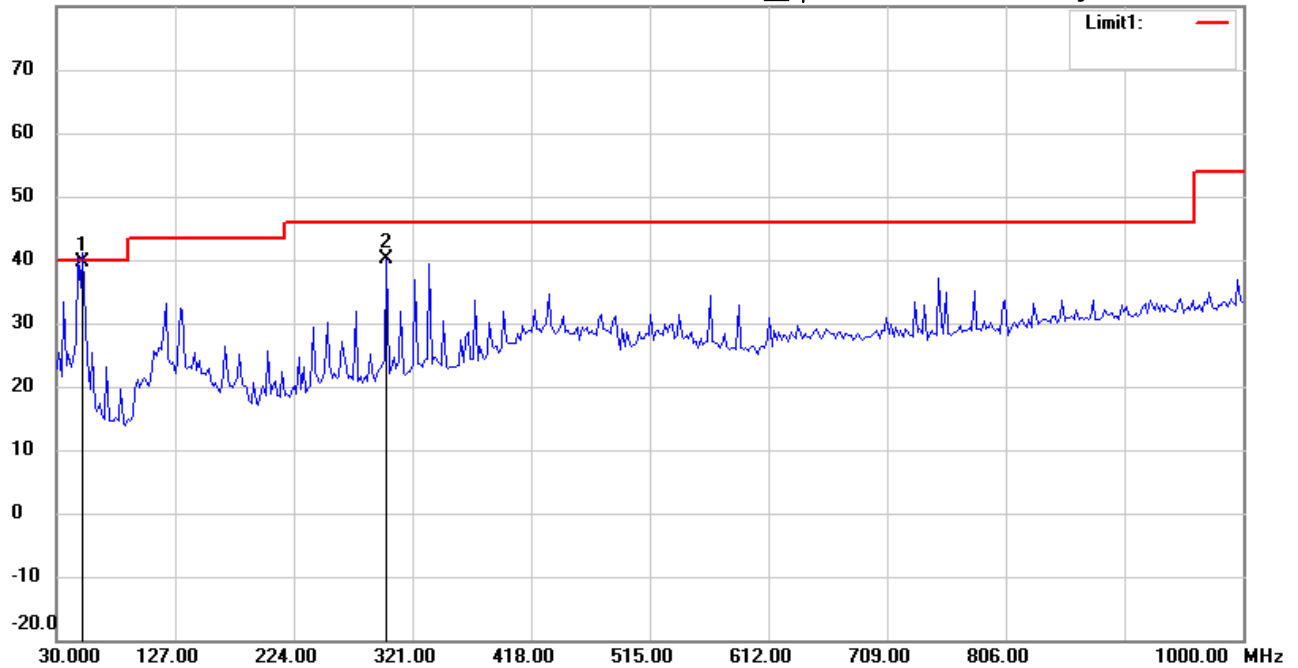
Date: 2016/12/30

Temperature:24 °C

80.0 dBuV/m

Time: 上午 03:30:11

Humidity:60 %



Site : Chamber

Condition : FCC\_part 15 RE-Class C\_30-1000MHz

Polarization: *Vertical*

EUT : W6M21612-16468

Power : 3.7 Vd.c.

M/N:

Distance: 3m

Test Mode : TX 2403.35MHz

Note :

Mk.	Frequency (MHz)	Reading (dBuV)	Detector	Corr. factor (dB/m)	Result (dBuV/m)	Limit (dBuV/m)	Ant.Pos (cm)	Tab.Pos (deg.)	Margin (dB)	Comment
*	51.3828	49.91	QP	-10.27	39.64	40.00	100	35	-0.36	
	300.2004	45.77	peak	-5.61	40.16	46.00	100	160	-5.84	



Address:6F.,No.58,Ln 188,Ruey Kuang Rd,Neihu,Taipei  
 Tel:+886-2-6606-8877  
 Fax:+886-2-6606-8875

Radiated Emission Measurement

Operator: Leon

File :3

Data :#1

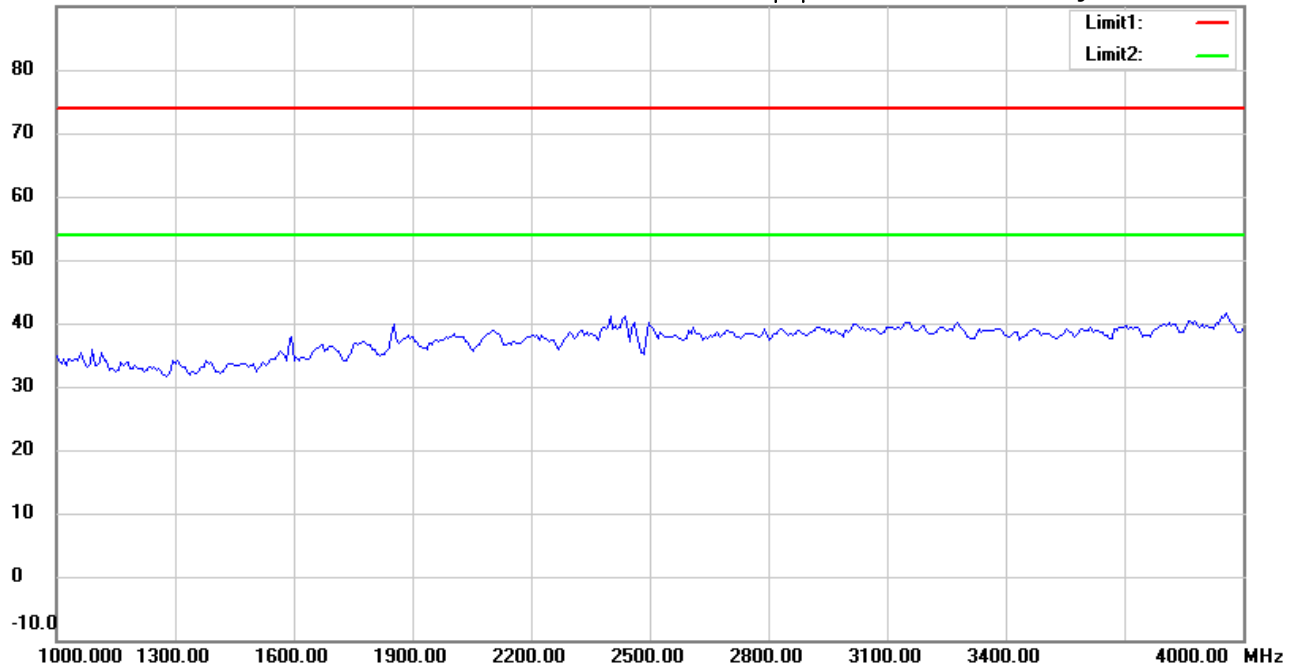
Date: 2016/12/29

Temperature:24 °C

90.0 dBuV/m

Time: 下午 10:36:21

Humidity:60 %



Site : Chamber

Condition : FCC\_part 15 RE-Class C\_Above 1GHz\_PK

EUT : W6M21612-16468

M/N:

Test Mode : TX 2403.35MHz

Note :

Polarization: *Horizontal*

Power : 3.7 Vd.c.

Distance: 3m

Mk.	Frequency (MHz)	Reading (dBuV)	Detector	Corr. factor (dB/m)	Result (dBuV/m)	Limit (dBuV/m)	Ant.Pos (cm)	Tab.Pos (deg.)	Margin (dB)	Comment
-----	-----------------	----------------	----------	---------------------	-----------------	----------------	--------------	----------------	-------------	---------

\*:Maximum data    x:Over limit    !:over margin



Address:6F.,No.58,Ln 188,Ruey Kuang Rd,Neihu,Taipei  
 Tel:+886-2-6606-8877  
 Fax:+886-2-6606-8875

Radiated Emission Measurement

Operator: Leon

File :3

Data :#6

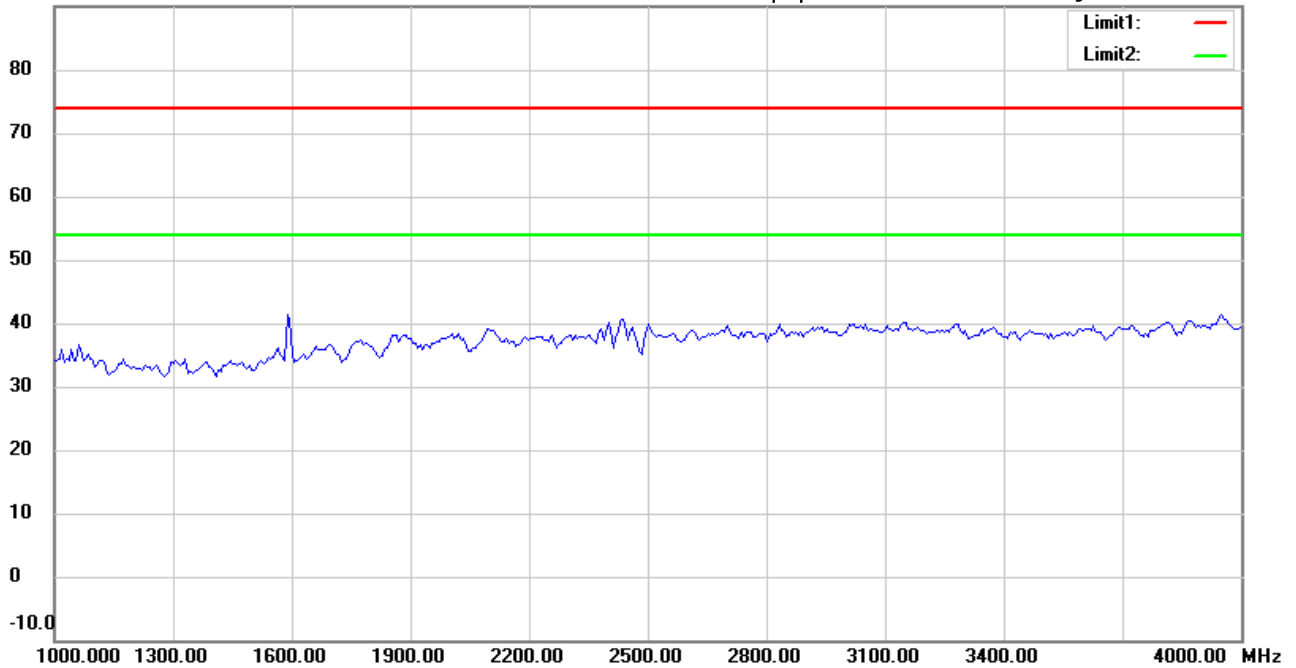
Date: 2016/12/29

Temperature:24 °C

90.0 dBuV/m

Time: 下午 10:39:29

Humidity:60 %



Site : Chamber

Condition : FCC\_part 15 RE-Class C\_Above 1GHz\_PK

EUT : W6M21612-16468

M/N:

Test Mode : TX 2403.35MHz

Note :

Polarization: *Vertical*

Power : 3.7 Vd.c.

Distance: 3m

Mk.	Frequency (MHz)	Reading (dBuV)	Detector	Corr. factor (dB/m)	Result (dBuV/m)	Limit (dBuV/m)	Ant.Pos (cm)	Tab.Pos (deg.)	Margin (dB)	Comment
-----	-----------------	----------------	----------	---------------------	-----------------	----------------	--------------	----------------	-------------	---------

\*:Maximum data    x:Over limit    !:over margin



Radiated Emission Measurement

Operator: Leon

File :3

Data :#2

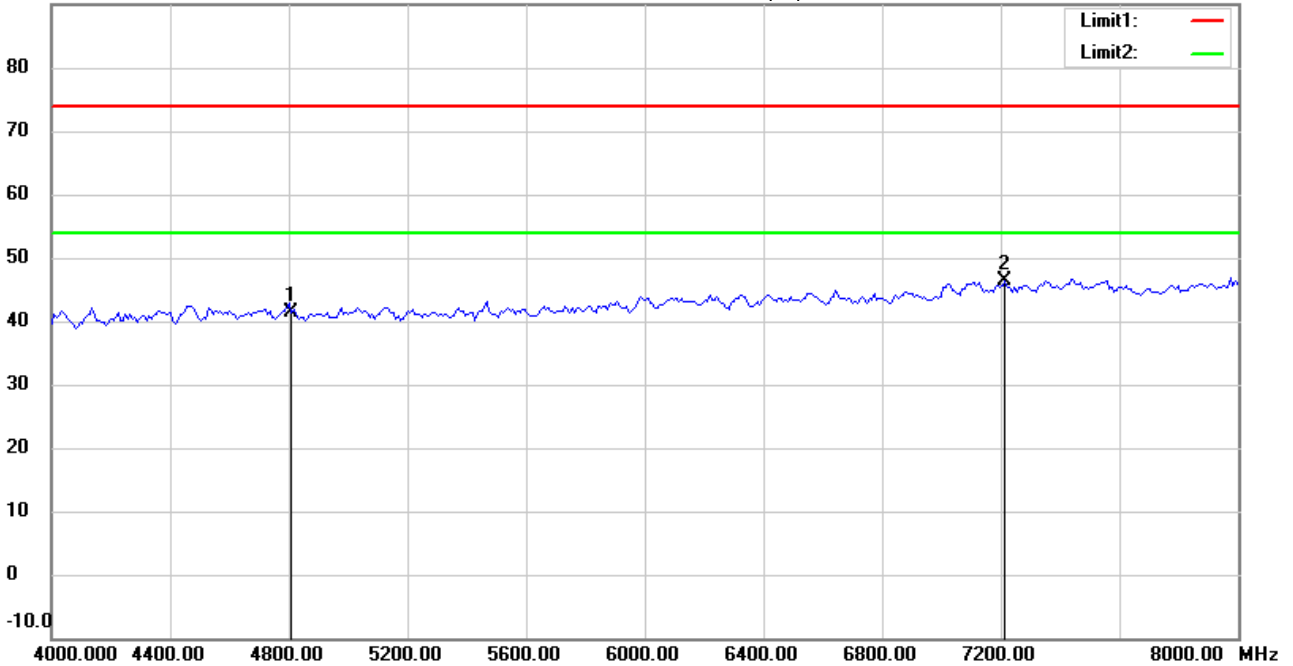
Date: 2016/12/29

Temperature:24 °C

90.0 dBuV/m

Time: 下午 10:37:15

Humidity:60 %



Site : Chamber

Condition : FCC\_part 15 RE-Class C\_Above 1GHz\_PK

Polarization: *Horizontal*

EUT : W6M21612-16468

Power : 3.7 Vd.c.

M/N:

Distance: 3m

Test Mode : TX 2403.35MHz

Note :

Mk.	Frequency (MHz)	Reading (dBuV)	Detector	Corr. factor (dB/m)	Result (dBuV/m)	Limit (dBuV/m)	Ant.Pos (cm)	Tab.Pos (deg.)	Margin (dB)	Comment
	4806.700	42.04	peak	-0.59	41.45	74.00	150	85	-32.55	
*	7210.050	42.15	peak	4.26	46.41	74.00	150	160	-27.59	



Radiated Emission Measurement

Operator: Leon

File :3

Data :#7

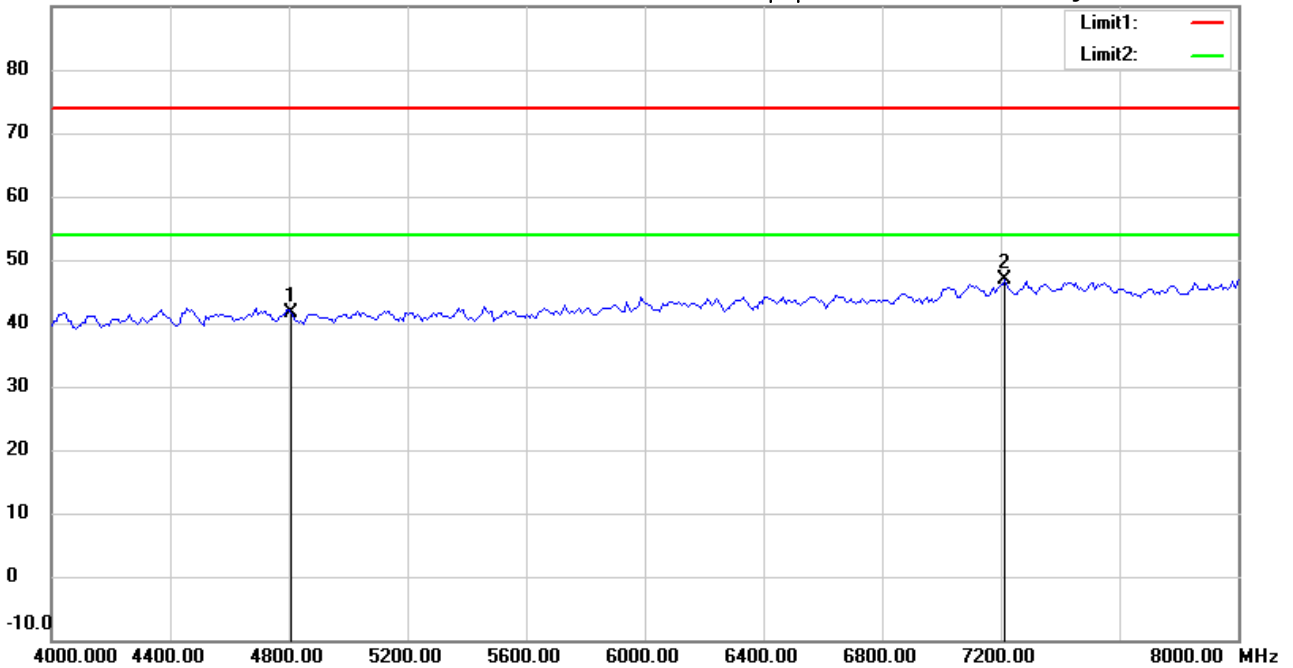
Date: 2016/12/29

Temperature:24 °C

90.0 dBuV/m

Time: 下午 10:40:23

Humidity:60 %



Site : Chamber

Condition : FCC\_part 15 RE-Class C\_Above 1GHz\_PK

EUT : W6M21612-16468

M/N:

Test Mode : TX 2403.35MHz

Note :

Polarization: **Vertical**

Power : 3.7 Vd.c.

Distance: 3m

Mk.	Frequency (MHz)	Reading (dBuV)	Detector	Corr. factor (dB/m)	Result (dBuV/m)	Limit (dBuV/m)	Ant.Pos (cm)	Tab.Pos (deg.)	Margin (dB)	Comment
	4806.700	42.34	peak	-0.59	41.75	74.00	150	145	-32.25	
*	7210.050	42.68	peak	4.26	46.94	74.00	150	220	-27.06	





Address:6F.,No.58,Ln 188,Ruey Kuang Rd,Neihu,Taipei  
 Tel:+886-2-6606-8877  
 Fax:+886-2-6606-8875

Radiated Emission Measurement

Operator: Leon

File :3

Data :#3

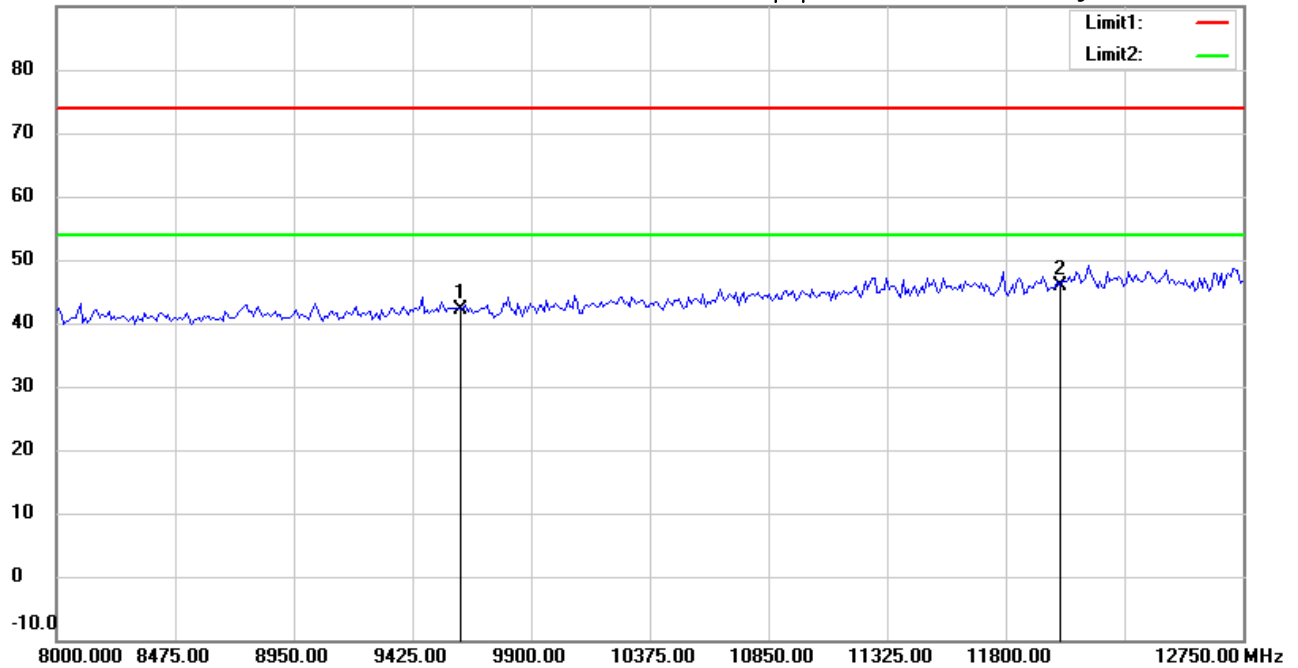
Date: 2016/12/29

Temperature:24 °C

90.0 dBuV/m

Time: 下午 10:37:28

Humidity:60 %



Site : Chamber

Condition : FCC\_part 15 RE-Class C\_Above 1GHz\_PK

Polarization: *Horizontal*

EUT : W6M21612-16468

Power : 3.7 Vd.c.

M/N:

Distance: 3m

Test Mode : TX 2403.35MHz

Note :

Mk.	Frequency (MHz)	Reading (dBuV)	Detector	Corr. factor (dB/m)	Result (dBuV/m)	Limit (dBuV/m)	Ant.Pos (cm)	Tab.Pos (deg.)	Margin (dB)	Comment
	9613.400	34.50	peak	7.58	42.08	74.00	150	220	-31.92	
*	12016.750	33.36	peak	12.57	45.93	74.00	150	195	-28.07	

\*:Maximum data    x:Over limit    !:over margin



Address:6F.,No.58,Ln 188,Ruey Kuang Rd,Neihu,Taipei  
 Tel:+886-2-6606-8877  
 Fax:+886-2-6606-8875

Radiated Emission Measurement

Operator: Leon

File :3

Data :#8

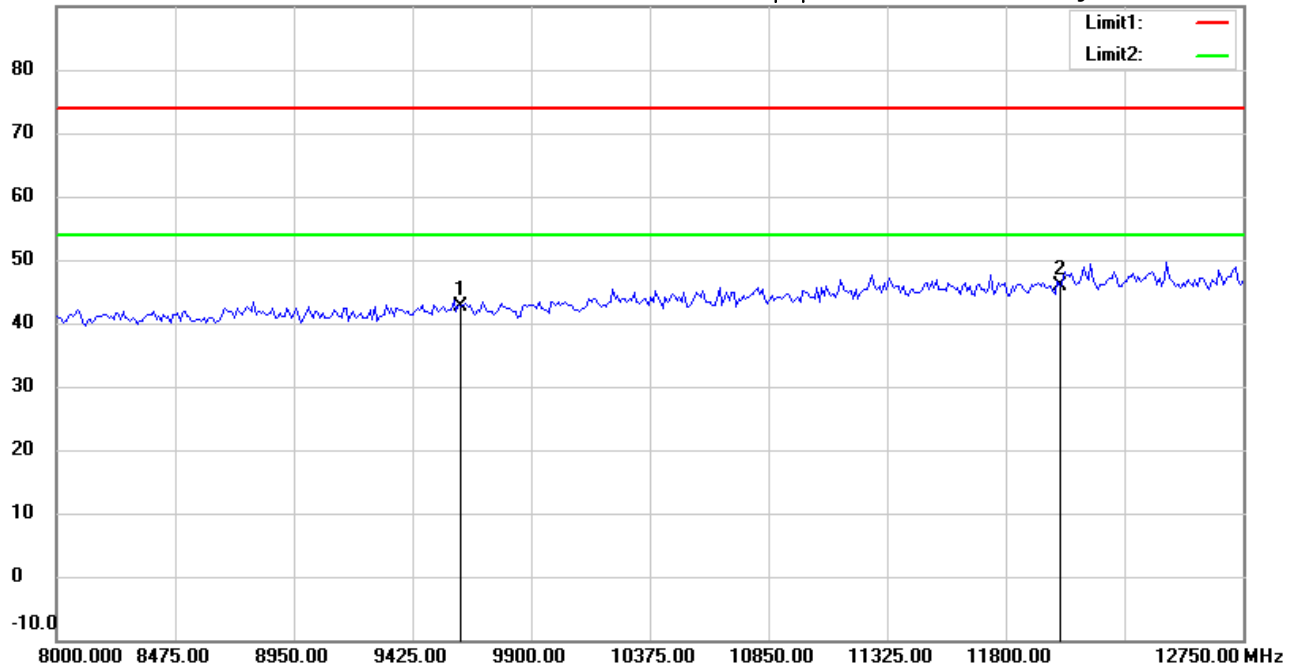
Date: 2016/12/29

Temperature:24 °C

90.0 dBuV/m

Time: 下午 10:40:36

Humidity:60 %



Site : Chamber

Condition : FCC\_part 15 RE-Class C\_Above 1GHz\_PK

Polarization: **Vertical**

EUT : W6M21612-16468

Power : 3.7 Vd.c.

M/N:

Distance: 3m

Test Mode : TX 2403.35MHz

Note :

Mk.	Frequency (MHz)	Reading (dBuV)	Detector	Corr. factor (dB/m)	Result (dBuV/m)	Limit (dBuV/m)	Ant.Pos (cm)	Tab.Pos (deg.)	Margin (dB)	Comment
	9613.400	35.07	peak	7.58	42.65	74.00	150	260	-31.35	
*	12016.750	33.40	peak	12.57	45.97	74.00	150	240	-28.03	

\*:Maximum data    x:Over limit    !:over margin



Address:6F.,No.58,Ln 188,Ruey Kuang Rd,Neihu,Taipei  
 Tel:+886-2-6606-8877  
 Fax:+886-2-6606-8875

Radiated Emission Measurement

Operator: Leon

File :3

Data :#4

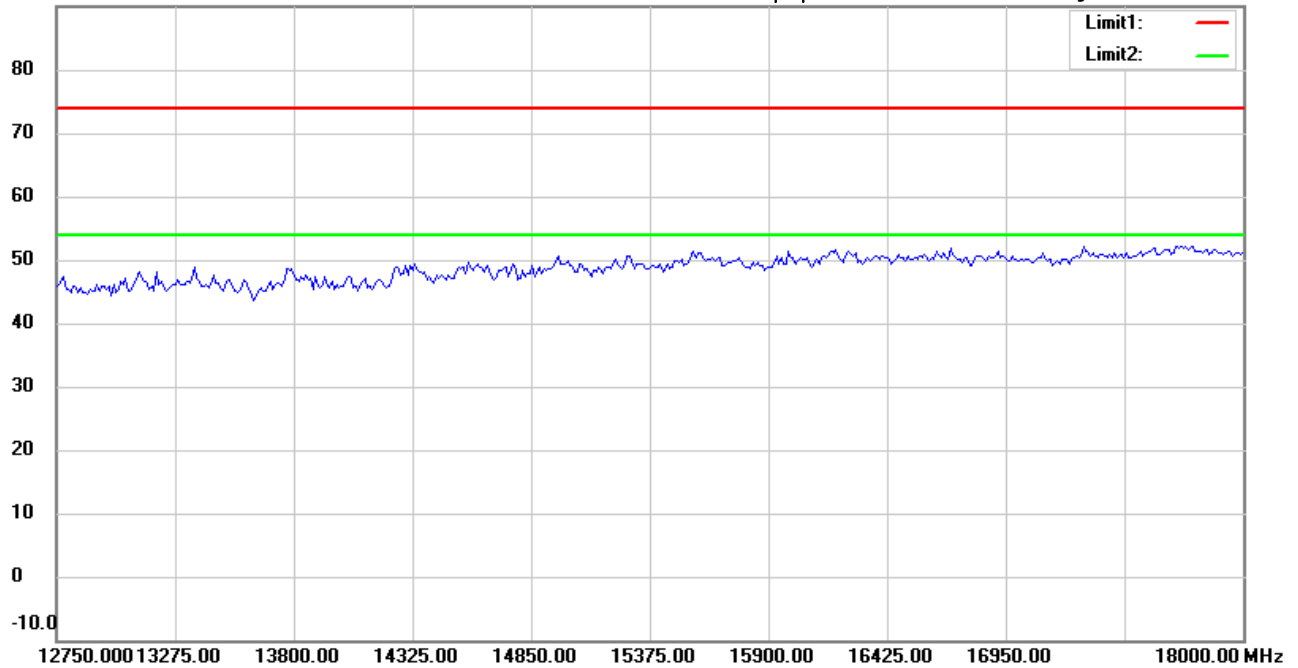
Date: 2016/12/29

Temperature:24 °C

90.0 dBuV/m

Time: 下午 10:38:26

Humidity:60 %



Site : Chamber

Condition : FCC\_part 15 RE-Class C\_Above 1GHz\_PK

EUT : W6M21612-16468

M/N:

Test Mode : TX 2403.35MHz

Note :

Polarization: *Horizontal*

Power : 3.7 Vd.c.

Distance: 3m

Mk.	Frequency (MHz)	Reading (dBuV)	Detector	Corr. factor (dB/m)	Result (dBuV/m)	Limit (dBuV/m)	Ant.Pos (cm)	Tab.Pos (deg.)	Margin (dB)	Comment
-----	-----------------	----------------	----------	---------------------	-----------------	----------------	--------------	----------------	-------------	---------

\*:Maximum data    x:Over limit    !:over margin



Address:6F.,No.58,Ln 188,Ruey Kuang Rd,Neihu,Taipei  
 Tel:+886-2-6606-8877  
 Fax:+886-2-6606-8875

Radiated Emission Measurement

Operator: Leon

File :3

Data :#9

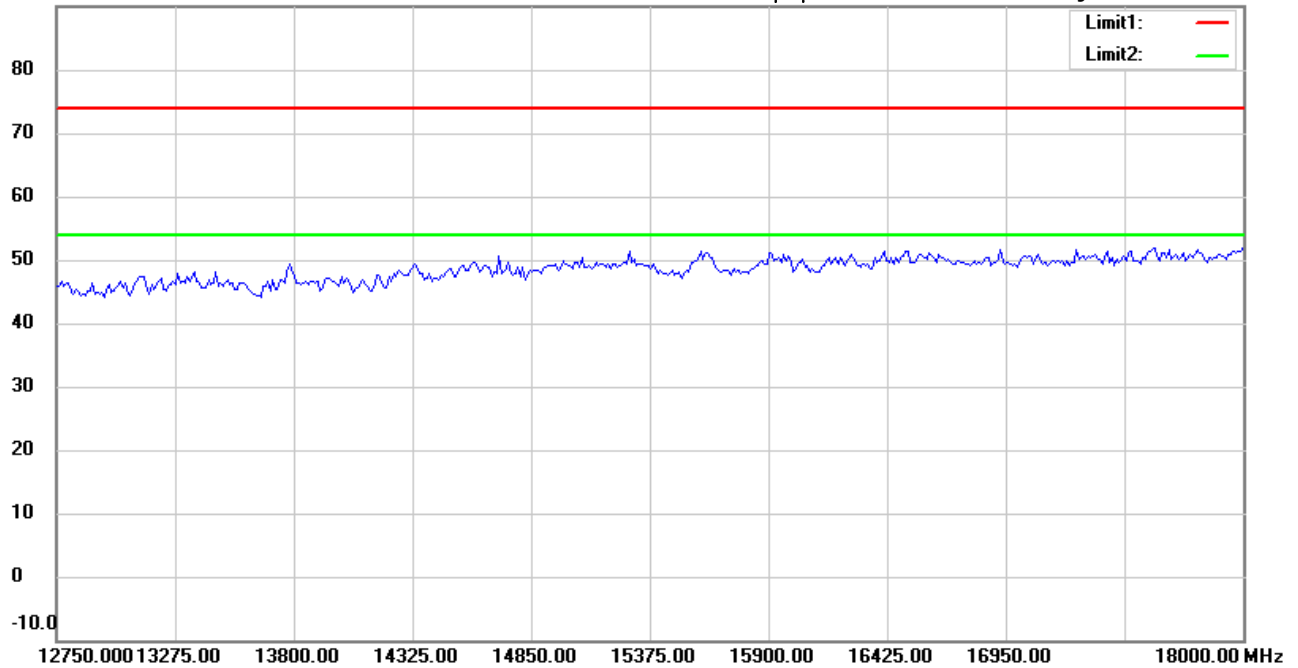
Date: 2016/12/29

Temperature:24 °C

90.0 dBuV/m

Time: 下午 10:41:38

Humidity:60 %



Site : Chamber

Condition : FCC\_part 15 RE-Class C\_Above 1GHz\_PK

Polarization: *Vertical*

EUT : W6M21612-16468

Power : 3.7 Vd.c.

M/N:

Distance: 3m

Test Mode : TX 2403.35MHz

Note :

Mk.	Frequency (MHz)	Reading (dBuV)	Detector	Corr. factor (dB/m)	Result (dBuV/m)	Limit (dBuV/m)	Ant.Pos (cm)	Tab.Pos (deg.)	Margin (dB)	Comment
-----	-----------------	----------------	----------	---------------------	-----------------	----------------	--------------	----------------	-------------	---------

\*:Maximum data    x:Over limit    !:over margin



Address:6F.,No.58,Ln 188,Ruey Kuang Rd,Neihu,Taipei  
 Tel:+886-2-6606-8877  
 Fax:+886-2-6606-8875

Radiated Emission Measurement

Operator: Leon

File :3

Data :#5

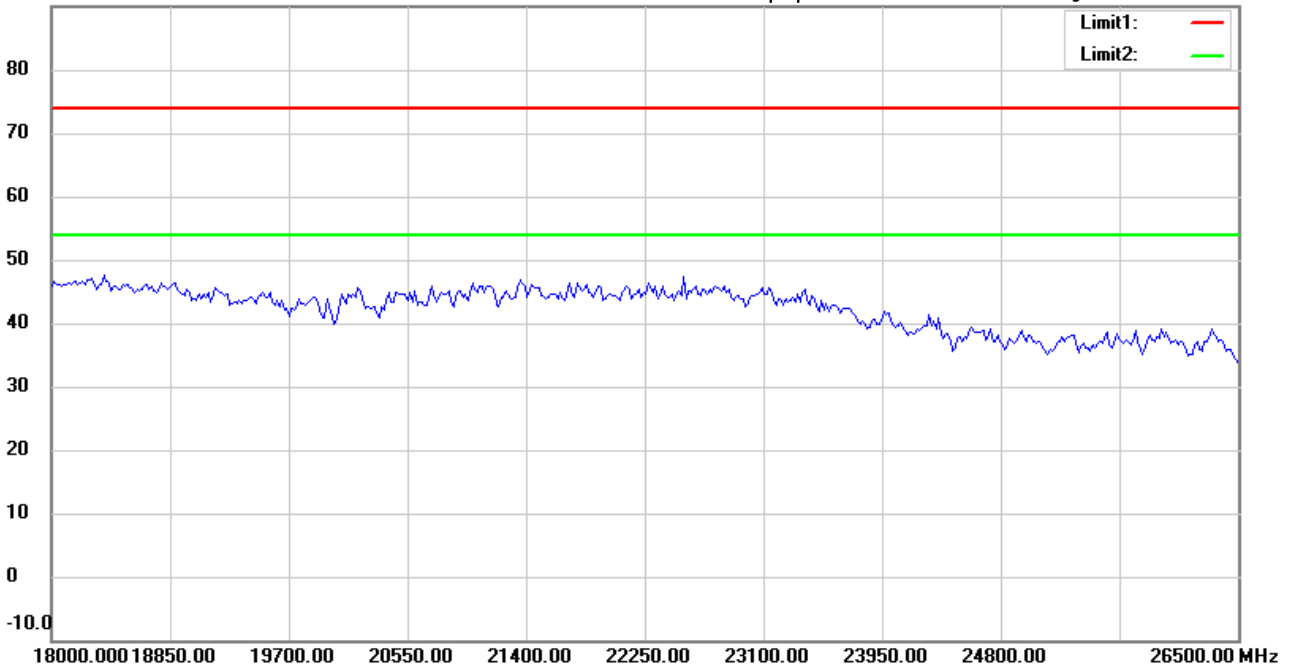
Date: 2016/12/29

Temperature:24 °C

90.0 dBuV/m

Time: 下午 10:38:35

Humidity:60 %



Site : Chamber

Condition : FCC\_part 15 RE-Class C\_Above 1GHz\_PK

EUT : W6M21612-16468

M/N:

Test Mode : TX 2403.35MHz

Note :

Polarization: *Horizontal*

Power : 3.7 Vd.c.

Distance: 3m

Mk.	Frequency (MHz)	Reading (dBuV)	Detector	Corr. factor (dB/m)	Result (dBuV/m)	Limit (dBuV/m)	Ant.Pos (cm)	Tab.Pos (deg.)	Margin (dB)	Comment
-----	-----------------	----------------	----------	---------------------	-----------------	----------------	--------------	----------------	-------------	---------

\*:Maximum data    x:Over limit    !:over margin



Address:6F.,No.58,Ln 188,Ruey Kuang Rd,Neihu,Taipei  
 Tel:+886-2-6606-8877  
 Fax:+886-2-6606-8875

Radiated Emission Measurement

Operator: Leon

File :3

Data :#10

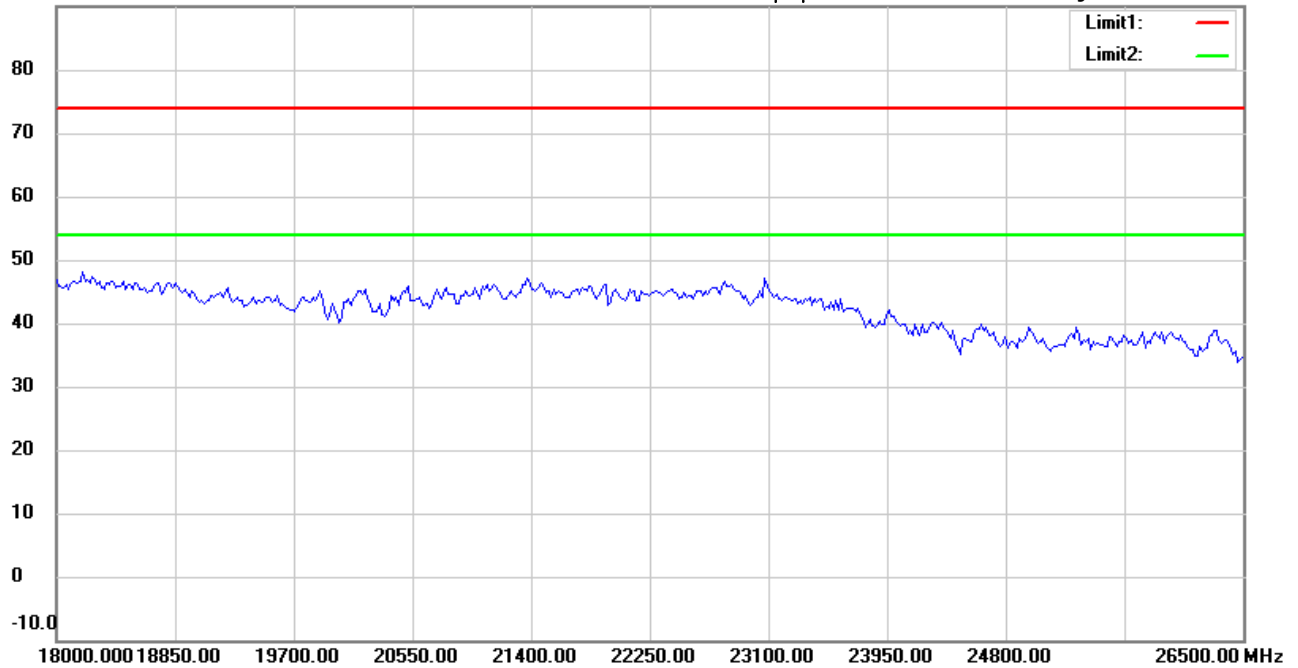
Date: 2016/12/29

Temperature:24 °C

90.0 dBuV/m

Time: 下午 10:41:47

Humidity:60 %



Site : Chamber

Condition : FCC\_part 15 RE-Class C\_Above 1GHz\_PK

EUT : W6M21612-16468

M/N:

Test Mode : TX 2403.35MHz

Note :

Polarization: *Vertical*

Power : 3.7 Vd.c.

Distance: 3m

Mk.	Frequency (MHz)	Reading (dBuV)	Detector	Corr. factor (dB/m)	Result (dBuV/m)	Limit (dBuV/m)	Ant.Pos (cm)	Tab.Pos (deg.)	Margin (dB)	Comment
-----	-----------------	----------------	----------	---------------------	-----------------	----------------	--------------	----------------	-------------	---------

\*:Maximum data    x:Over limit    !:over margin



Radiated Emission Measurement

Operator: Leon

File :1

Data :#1

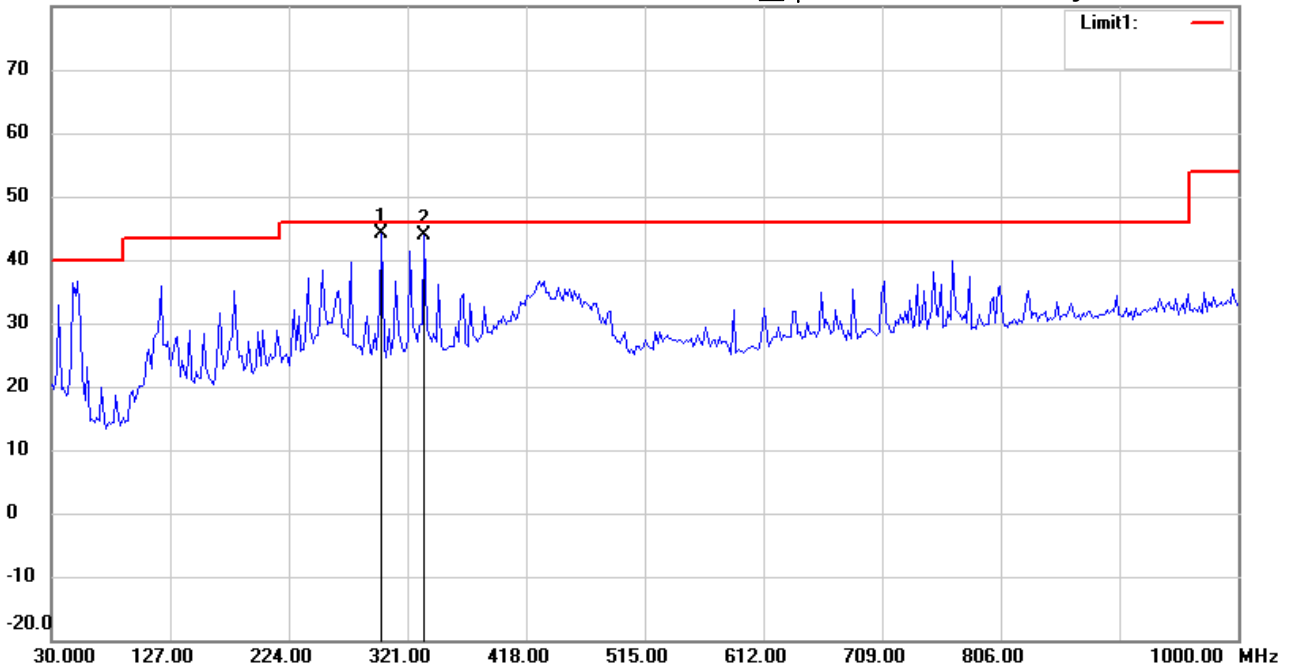
Date: 2016/12/30

Temperature:24 °C

80.0 dBuV/m

Time: 上午 03:32:03

Humidity:60 %



Site : Chamber

Condition : FCC\_part 15 RE-Class C\_30-1000MHz

Polarization: *Horizontal*

EUT : W6M21612-16468

Power : 3.7 Vd.c.

M/N:

Distance: 3m

Test Mode : TX 2439.35MHz

Note :

Mk.	Frequency (MHz)	Reading (dBuV)	Detector	Corr. factor (dB/m)	Result (dBuV/m)	Limit (dBuV/m)	Ant.Pos (cm)	Tab.Pos (deg.)	Margin (dB)	Comment
*	300.2004	49.75	peak	-5.61	44.14	46.00	100	75	-1.86	
	335.1904	48.67	peak	-4.87	43.80	46.00	100	90	-2.20	



Radiated Emission Measurement

Operator: Leon

File :1

Data :#2

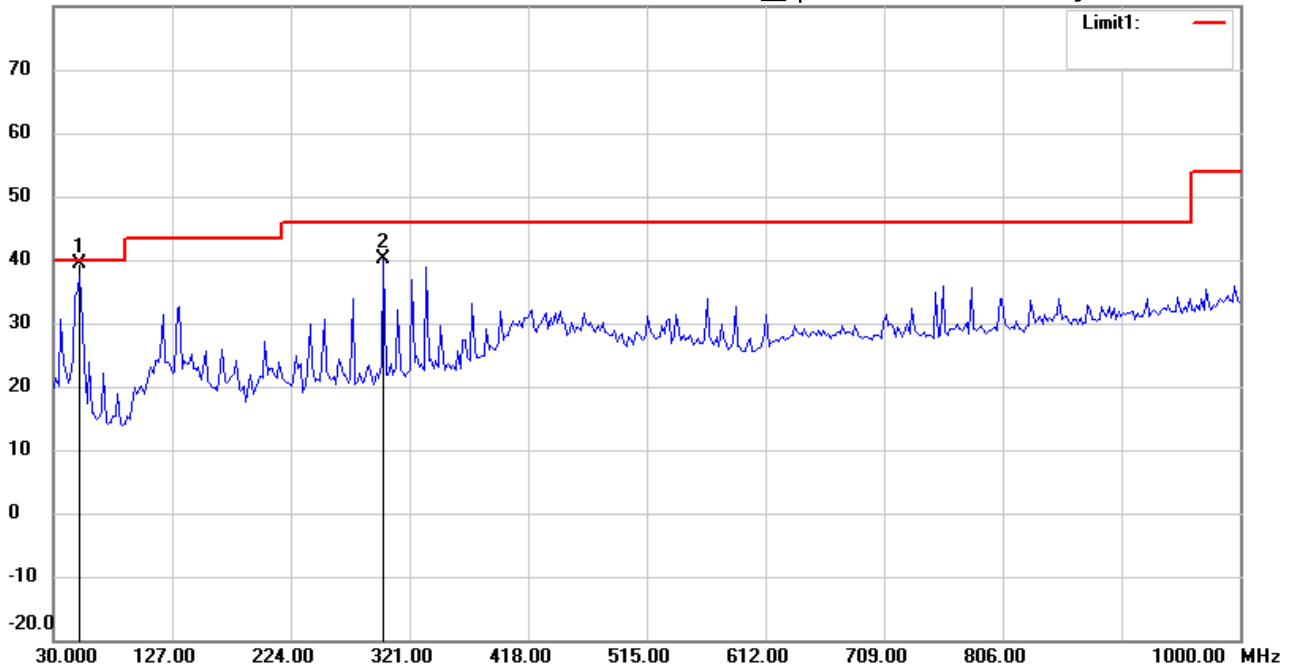
Date: 2016/12/30

Temperature:24 °C

80.0 dBuV/m

Time: 上午 03:32:57

Humidity:60 %



Site : Chamber

Condition : FCC\_part 15 RE-Class C\_30-1000MHz

EUT : W6M21612-16468

M/N:

Test Mode : TX 2439.35MHz

Note :

Polarization: *Vertical*

Power : 3.7 Vd.c.

Distance: 3m

Mk.	Frequency (MHz)	Reading (dBuV)	Detector	Corr. factor (dB/m)	Result (dBuV/m)	Limit (dBuV/m)	Ant.Pos (cm)	Tab.Pos (deg.)	Margin (dB)	Comment
*	51.3828	49.75	QP	-10.27	39.48	40.00	100	50	-0.52	
	300.2004	45.74	peak	-5.61	40.13	46.00	100	125	-5.87	





Address:6F.,No.58,Ln 188,Ruey Kuang Rd,Neihu,Taipei  
 Tel:+886-2-6606-8877  
 Fax:+886-2-6606-8875

Radiated Emission Measurement

Operator: Leon

File :3

Data :#1

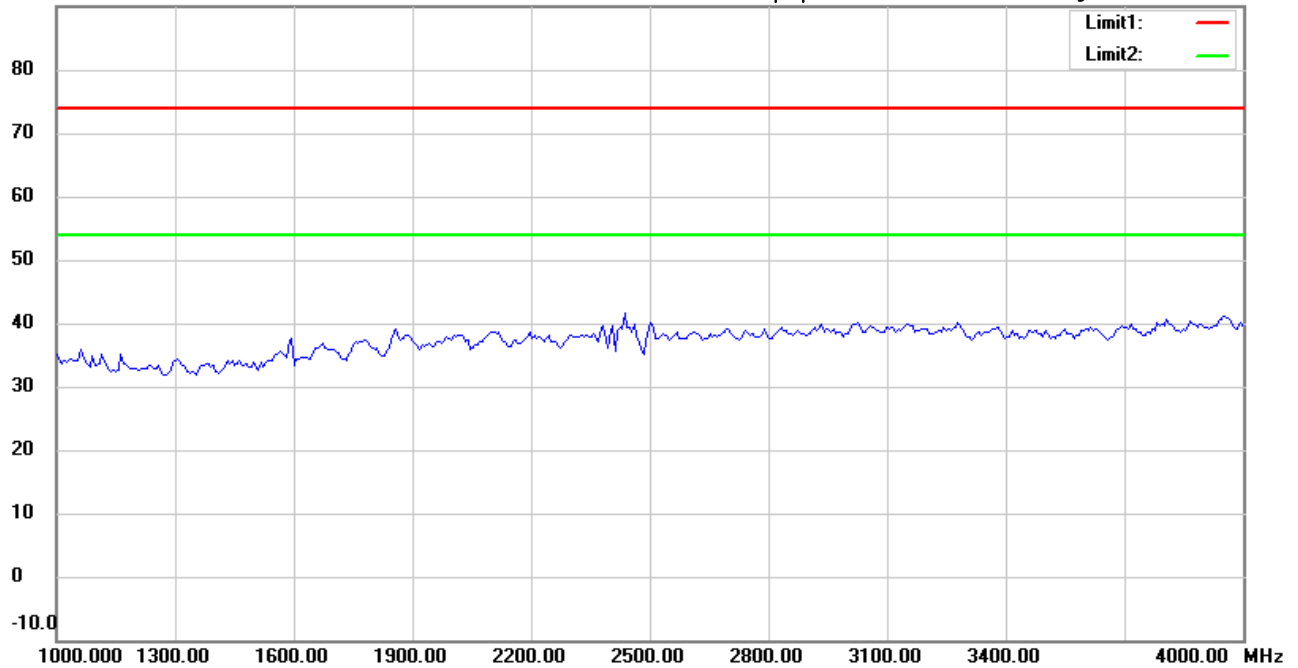
Date: 2016/12/29

Temperature:24 °C

90.0 dBuV/m

Time: 下午 10:46:13

Humidity:60 %



Site : Chamber

Condition : FCC\_part 15 RE-Class C\_Above 1GHz\_PK

EUT : W6M21612-16468

M/N:

Test Mode : TX 2439.35MHz

Note :

Polarization: *Horizontal*

Power : 3.7 Vd.c.

Distance: 3m

Mk.	Frequency (MHz)	Reading (dBuV)	Detector	Corr. factor (dB/m)	Result (dBuV/m)	Limit (dBuV/m)	Ant.Pos (cm)	Tab.Pos (deg.)	Margin (dB)	Comment
-----	-----------------	----------------	----------	---------------------	-----------------	----------------	--------------	----------------	-------------	---------

\*:Maximum data    x:Over limit    !:over margin



Address:6F.,No.58,Ln 188,Ruey Kuang Rd,Neihu,Taipei  
 Tel:+886-2-6606-8877  
 Fax:+886-2-6606-8875

Radiated Emission Measurement

Operator: Leon

File :3

Data :#6

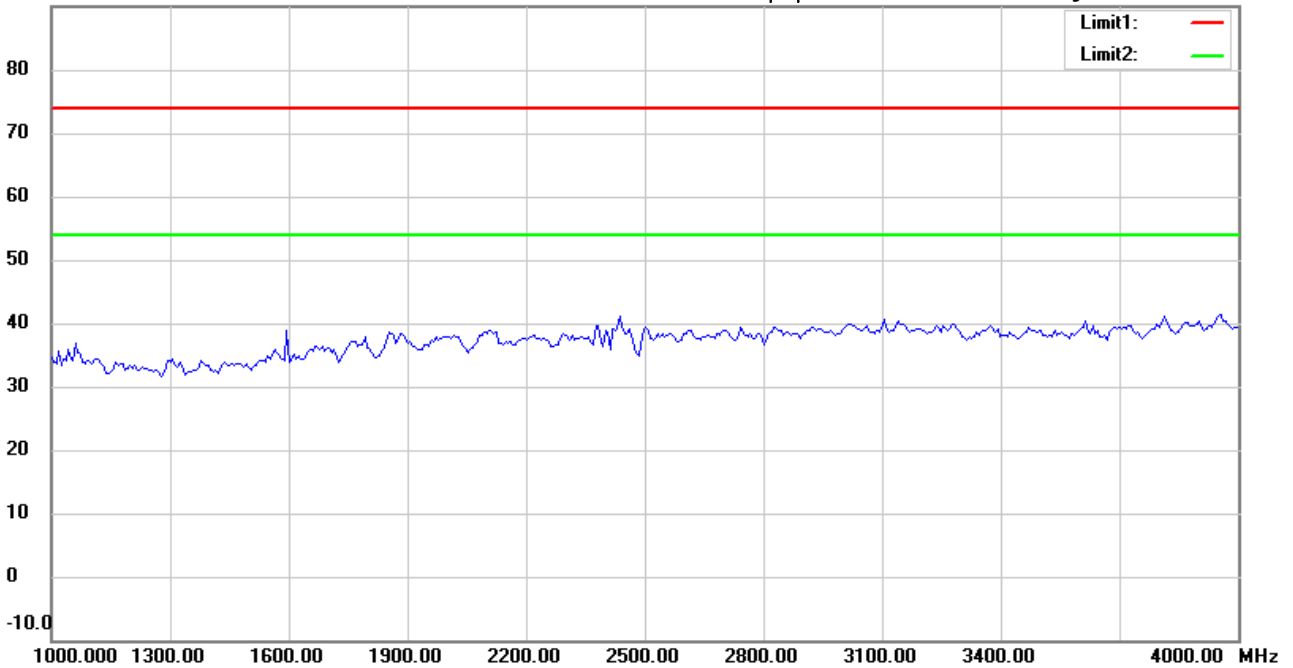
Date: 2016/12/29

Temperature:24 °C

90.0 dBuV/m

Time: 下午 10:49:21

Humidity:60 %



Site : Chamber

Condition : FCC\_part 15 RE-Class C\_Above 1GHz\_PK

EUT : W6M21612-16468

M/N:

Test Mode : TX 2439.35MHz

Note :

Polarization: *Vertical*

Power : 3.7 Vd.c.

Distance: 3m

Mk.	Frequency (MHz)	Reading (dBuV)	Detector	Corr. factor (dB/m)	Result (dBuV/m)	Limit (dBuV/m)	Ant.Pos (cm)	Tab.Pos (deg.)	Margin (dB)	Comment
-----	-----------------	----------------	----------	---------------------	-----------------	----------------	--------------	----------------	-------------	---------

\*:Maximum data    x:Over limit    !:over margin



Address:6F.,No.58,Ln 188,Ruey Kuang Rd,Neihu,Taipei  
 Tel:+886-2-6606-8877  
 Fax:+886-2-6606-8875

Radiated Emission Measurement

Operator: Leon

File :3

Data :#2

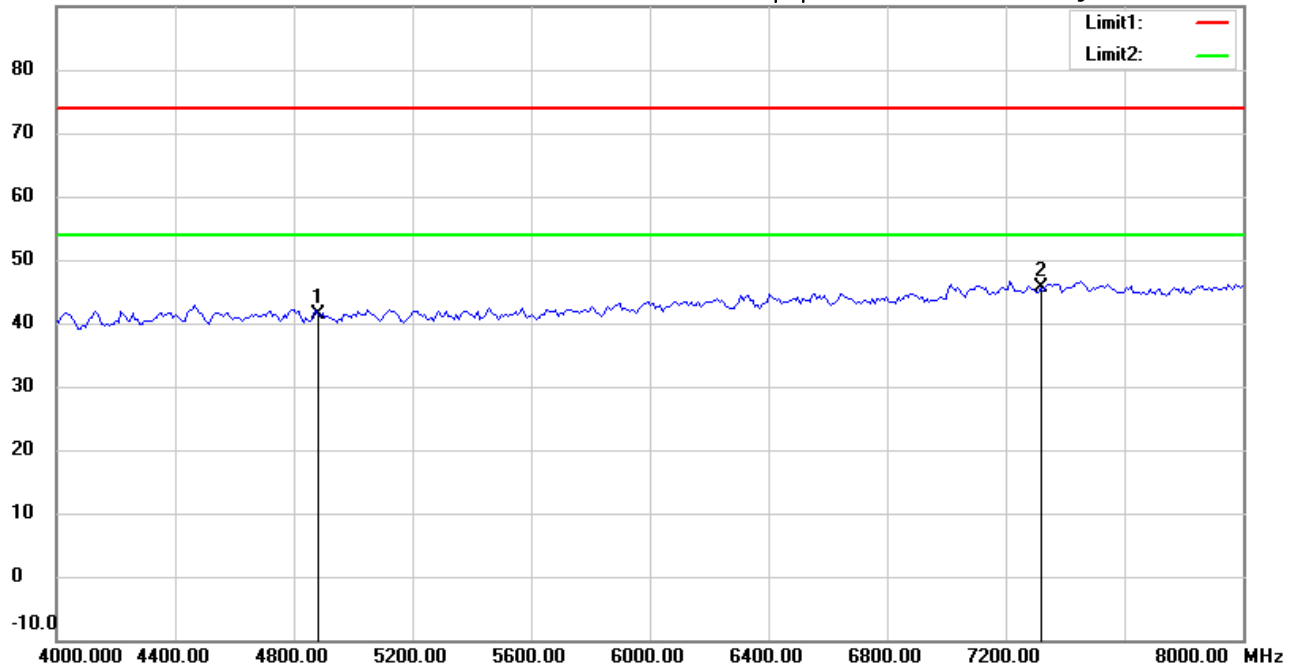
Date: 2016/12/29

Temperature:24 °C

90.0 dBuV/m

Time: 下午 10:47:07

Humidity:60 %



Site : Chamber

Condition : FCC\_part 15 RE-Class C\_Above 1GHz\_PK

EUT : W6M21612-16468

M/N:

Test Mode : TX 2439.35MHz

Note :

Polarization: *Horizontal*

Power : 3.7 Vd.c.

Distance: 3m

Mk.	Frequency (MHz)	Reading (dBuV)	Detector	Corr. factor (dB/m)	Result (dBuV/m)	Limit (dBuV/m)	Ant.Pos (cm)	Tab.Pos (deg.)	Margin (dB)	Comment
	4878.700	41.80	peak	-0.49	41.31	74.00	150	235	-32.69	
*	7318.050	41.11	peak	4.48	45.59	74.00	150	160	-28.41	

\*:Maximum data    x:Over limit    !:over margin



Radiated Emission Measurement

Operator: Leon

File :3

Data :#7

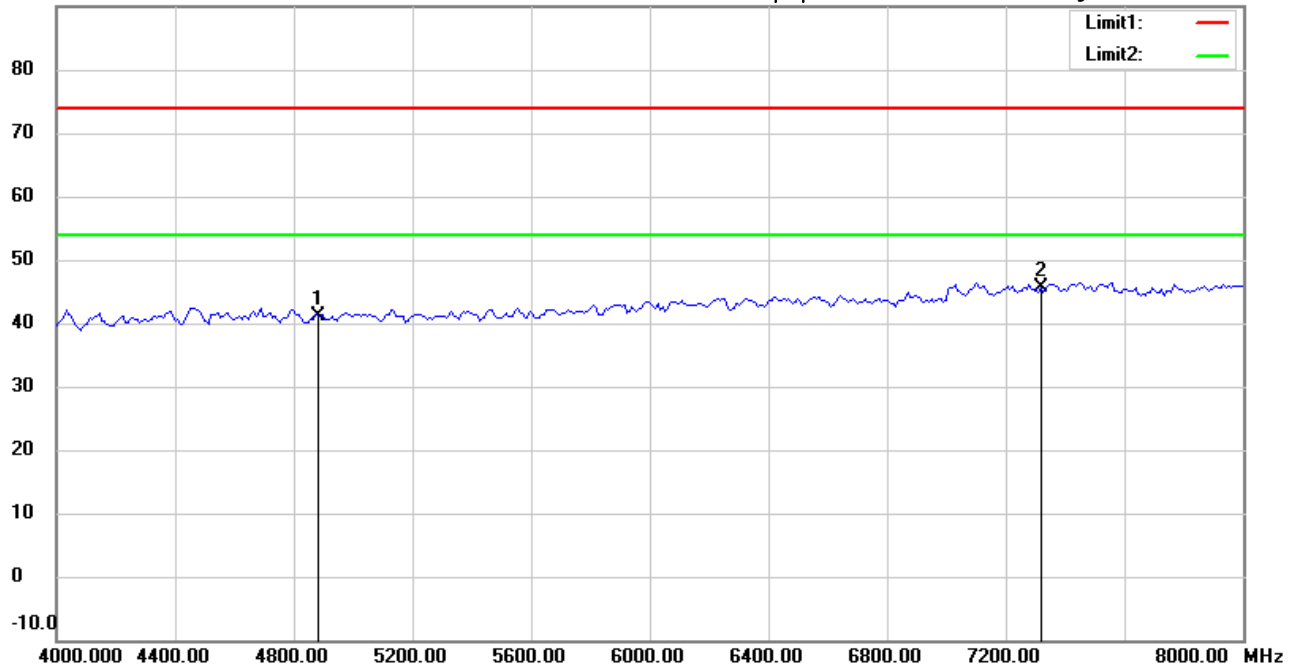
Date: 2016/12/29

Temperature:24 °C

90.0 dBuV/m

Time: 下午 10:50:15

Humidity:60 %



Site : Chamber

Condition : FCC\_part 15 RE-Class C\_Above 1GHz\_PK

EUT : W6M21612-16468

M/N:

Test Mode : TX 2439.35MHz

Note :

Polarization: *Vertical*

Power : 3.7 Vd.c.

Distance: 3m

Mk.	Frequency (MHz)	Reading (dBuV)	Detector	Corr. factor (dB/m)	Result (dBuV/m)	Limit (dBuV/m)	Ant.Pos (cm)	Tab.Pos (deg.)	Margin (dB)	Comment
	4878.700	41.68	peak	-0.49	41.19	74.00	150	175	-32.81	
*	7318.050	41.23	peak	4.48	45.71	74.00	150	260	-28.29	



Address:6F.,No.58,Ln 188,Ruey Kuang Rd,Neihu,Taipei  
 Tel:+886-2-6606-8877  
 Fax:+886-2-6606-8875

Radiated Emission Measurement

Operator: Leon

File :3

Data :#3

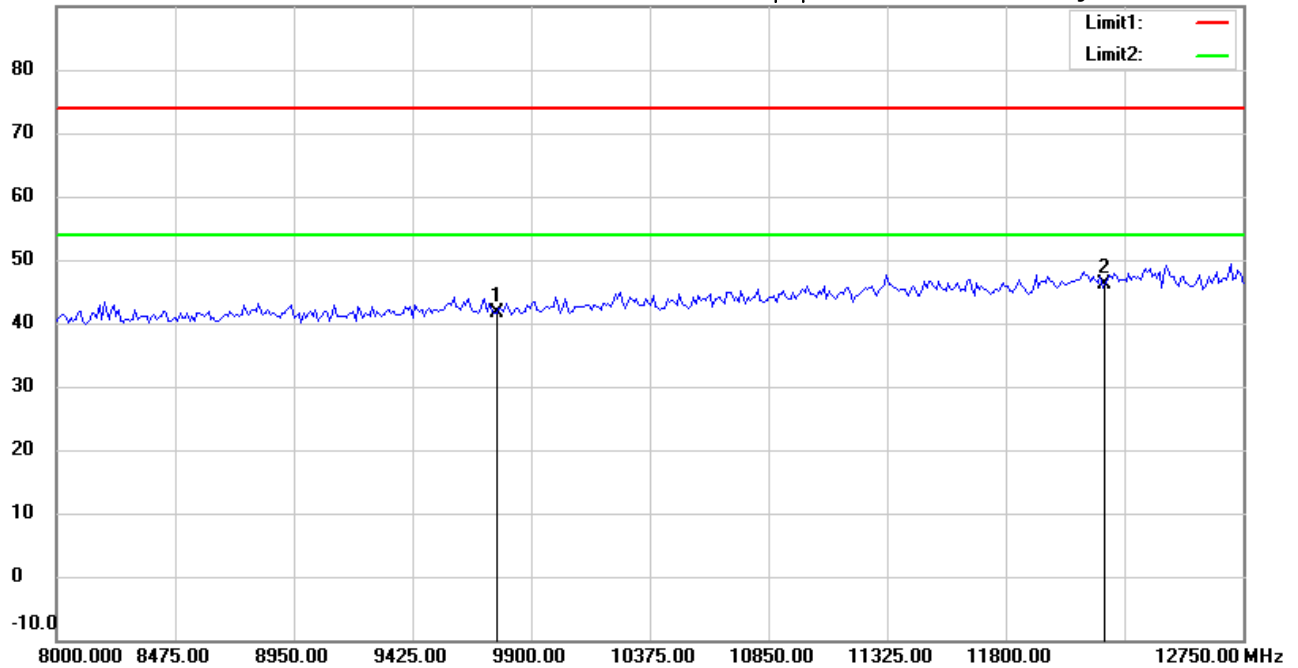
Date: 2016/12/29

Temperature:24 °C

90.0 dBuV/m

Time: 下午 10:47:20

Humidity:60 %



Site : Chamber

Condition : FCC\_part 15 RE-Class C\_Above 1GHz\_PK

Polarization: *Horizontal*

EUT : W6M21612-16468

Power : 3.7 Vd.c.

M/N:

Distance: 3m

Test Mode : TX 2439.35MHz

Note :

Mk.	Frequency (MHz)	Reading (dBuV)	Detector	Corr. factor (dB/m)	Result (dBuV/m)	Limit (dBuV/m)	Ant.Pos (cm)	Tab.Pos (deg.)	Margin (dB)	Comment
	9757.400	34.06	peak	7.50	41.56	74.00	150	95	-32.44	
*	12196.750	32.18	peak	13.83	46.01	74.00	150	120	-27.99	

\*:Maximum data    x:Over limit    !:over margin



Address:6F.,No.58,Ln 188,Ruey Kuang Rd,Neihu,Taipei  
 Tel:+886-2-6606-8877  
 Fax:+886-2-6606-8875

**Radiated Emission Measurement**

Operator: Leon

File :3

Data :#8

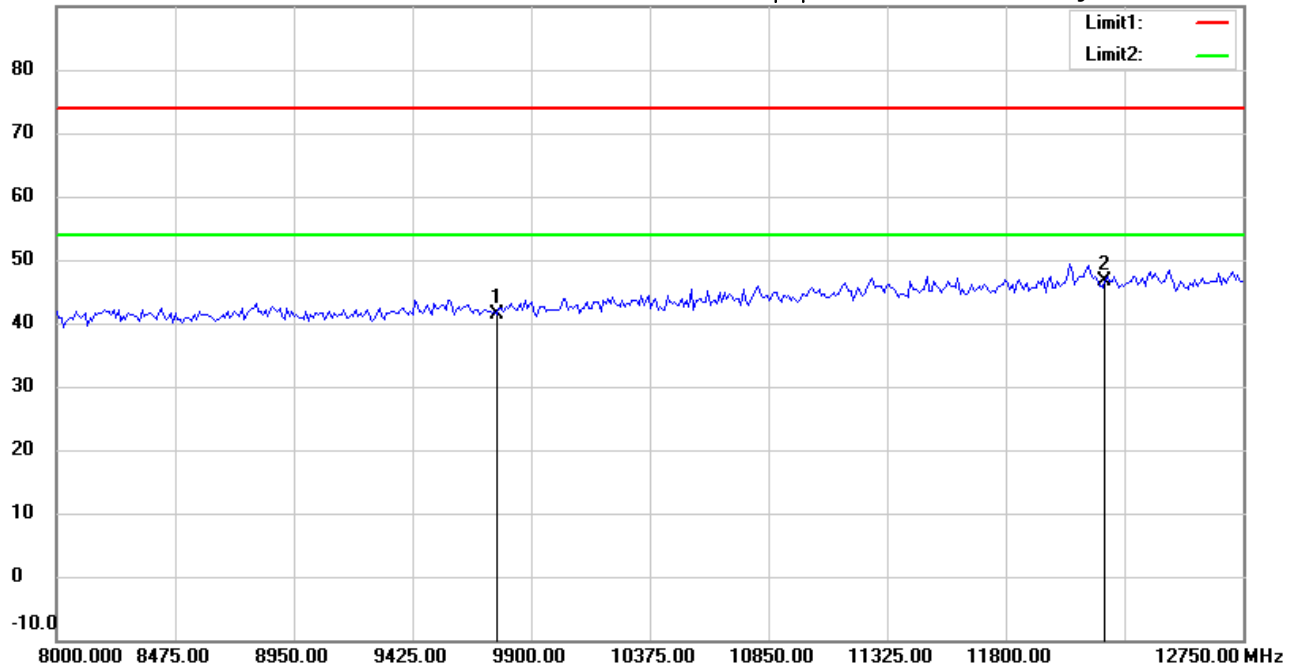
Date: 2016/12/29

Temperature:24 °C

90.0 dBuV/m

Time: 下午 10:50:28

Humidity:60 %



Site : Chamber

Condition : FCC\_part 15 RE-Class C\_Above 1GHz\_PK

Polarization: **Vertical**

EUT : W6M21612-16468

Power : 3.7 Vd.c.

M/N:

Distance: 3m

Test Mode : TX 2439.35MHz

Note :

Mk.	Frequency (MHz)	Reading (dBuV)	Detector	Corr. factor (dB/m)	Result (dBuV/m)	Limit (dBuV/m)	Ant.Pos (cm)	Tab.Pos (deg.)	Margin (dB)	Comment
	9757.400	33.99	peak	7.50	41.49	74.00	150	245	-32.51	
*	12196.750	32.73	peak	13.83	46.56	74.00	150	160	-27.44	

\*:Maximum data    x:Over limit    !:over margin



Address:6F.,No.58,Ln 188,Ruey Kuang Rd,Neihu,Taipei  
 Tel:+886-2-6606-8877  
 Fax:+886-2-6606-8875

Radiated Emission Measurement

Operator: Leon

File :3

Data :#4

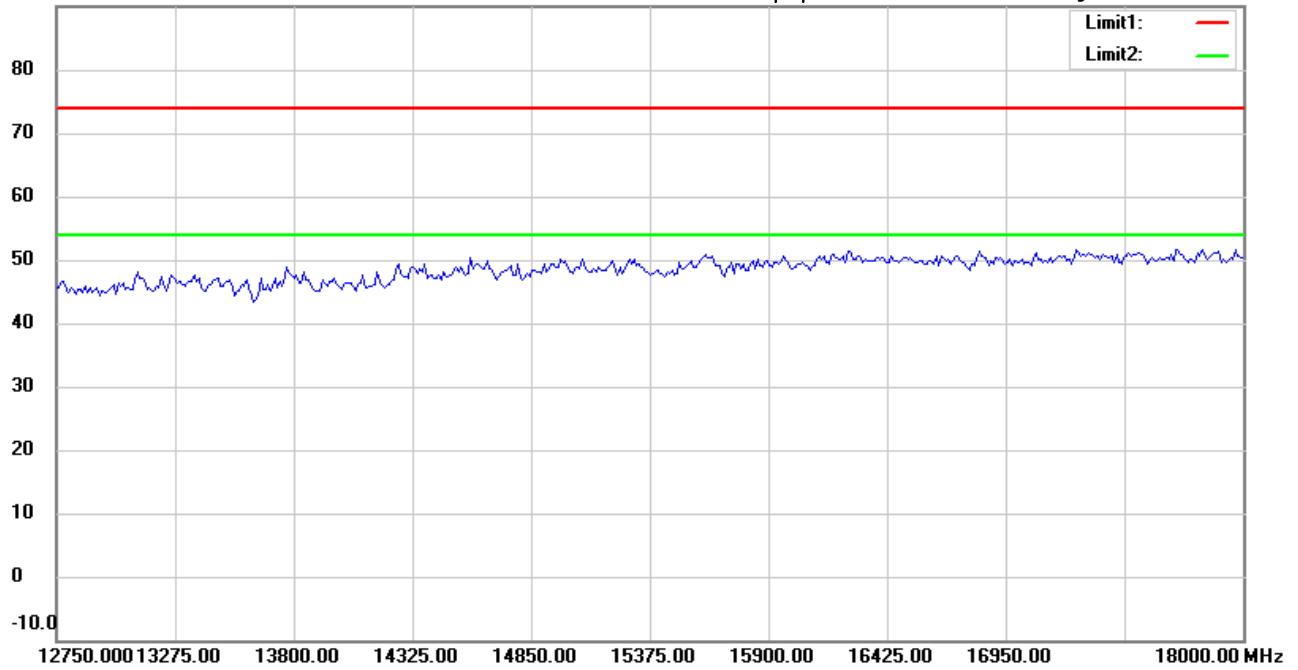
Date: 2016/12/29

Temperature:24 °C

90.0 dBuV/m

Time: 下午 10:48:17

Humidity:60 %



Site : Chamber

Condition : FCC\_part 15 RE-Class C\_Above 1GHz\_PK

Polarization: *Horizontal*

EUT : W6M21612-16468

Power : 3.7 Vd.c.

M/N:

Distance: 3m

Test Mode : TX 2439.35MHz

Note :

Mk.	Frequency (MHz)	Reading (dBuV)	Detector	Corr. factor (dB/m)	Result (dBuV/m)	Limit (dBuV/m)	Ant.Pos (cm)	Tab.Pos (deg.)	Margin (dB)	Comment
-----	-----------------	----------------	----------	---------------------	-----------------	----------------	--------------	----------------	-------------	---------

\*:Maximum data    x:Over limit    !:over margin



Address:6F.,No.58,Ln 188,Ruey Kuang Rd,Neihu,Taipei  
 Tel:+886-2-6606-8877  
 Fax:+886-2-6606-8875

Radiated Emission Measurement

Operator: Leon

File :3

Data :#9

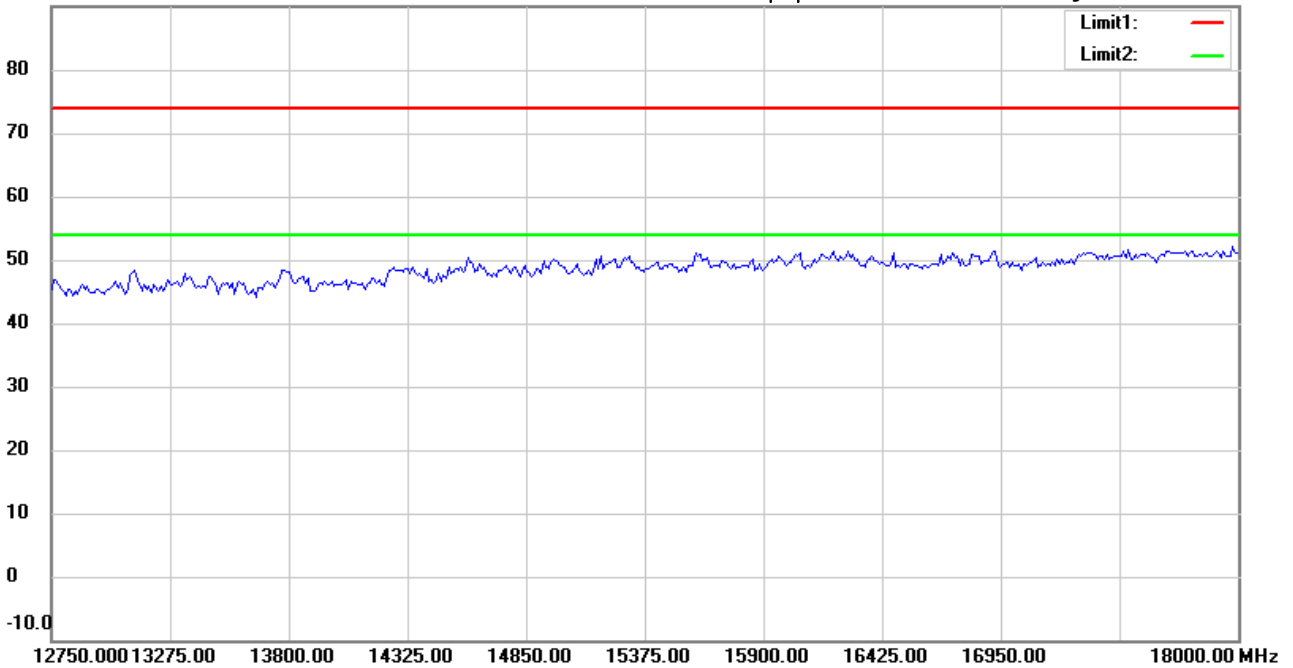
Date: 2016/12/29

Temperature:24 °C

90.0 dBuV/m

Time: 下午 10:51:30

Humidity:60 %



Site : Chamber

Condition : FCC\_part 15 RE-Class C\_Above 1GHz\_PK

Polarization: *Vertical*

EUT : W6M21612-16468

Power : 3.7 Vd.c.

M/N:

Distance: 3m

Test Mode : TX 2439.35MHz

Note :

Mk.	Frequency (MHz)	Reading (dBuV)	Detector	Corr. factor (dB/m)	Result (dBuV/m)	Limit (dBuV/m)	Ant.Pos (cm)	Tab.Pos (deg.)	Margin (dB)	Comment
-----	-----------------	----------------	----------	---------------------	-----------------	----------------	--------------	----------------	-------------	---------

\*:Maximum data    x:Over limit    !:over margin





Address:6F.,No.58,Ln 188,Ruey Kuang Rd,Neihu,Taipei  
 Tel:+886-2-6606-8877  
 Fax:+886-2-6606-8875

Radiated Emission Measurement

Operator: Leon

File :3

Data :#5

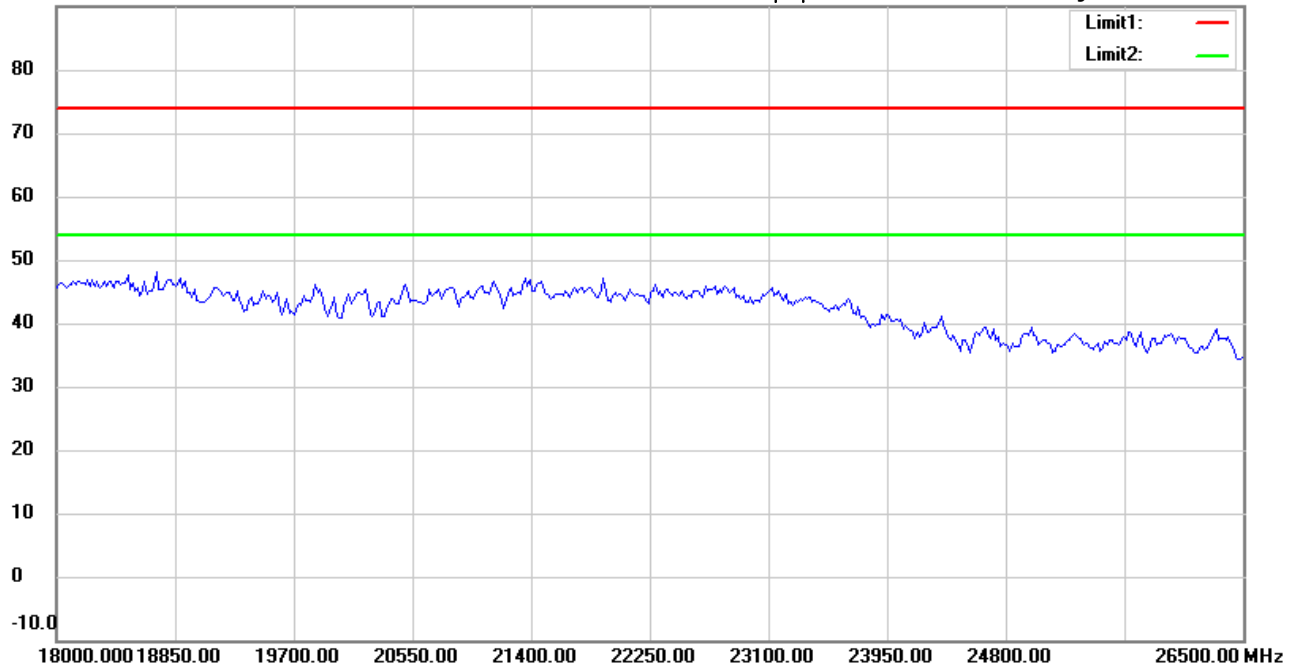
Date: 2016/12/29

Temperature:24 °C

90.0 dBuV/m

Time: 下午 10:48:27

Humidity:60 %



Site : Chamber

Condition : FCC\_part 15 RE-Class C\_Above 1GHz\_PK

EUT : W6M21612-16468

M/N:

Test Mode : TX 2439.35MHz

Note :

Polarization: *Horizontal*

Power : 3.7 Vd.c.

Distance: 3m

Mk.	Frequency (MHz)	Reading (dBuV)	Detector	Corr. factor (dB/m)	Result (dBuV/m)	Limit (dBuV/m)	Ant.Pos (cm)	Tab.Pos (deg.)	Margin (dB)	Comment
-----	-----------------	----------------	----------	---------------------	-----------------	----------------	--------------	----------------	-------------	---------

\*:Maximum data    x:Over limit    !:over margin



Address:6F.,No.58,Ln 188,Ruey Kuang Rd,Neihu,Taipei  
 Tel:+886-2-6606-8877  
 Fax:+886-2-6606-8875

Radiated Emission Measurement

Operator: Leon

File :3

Data :#10

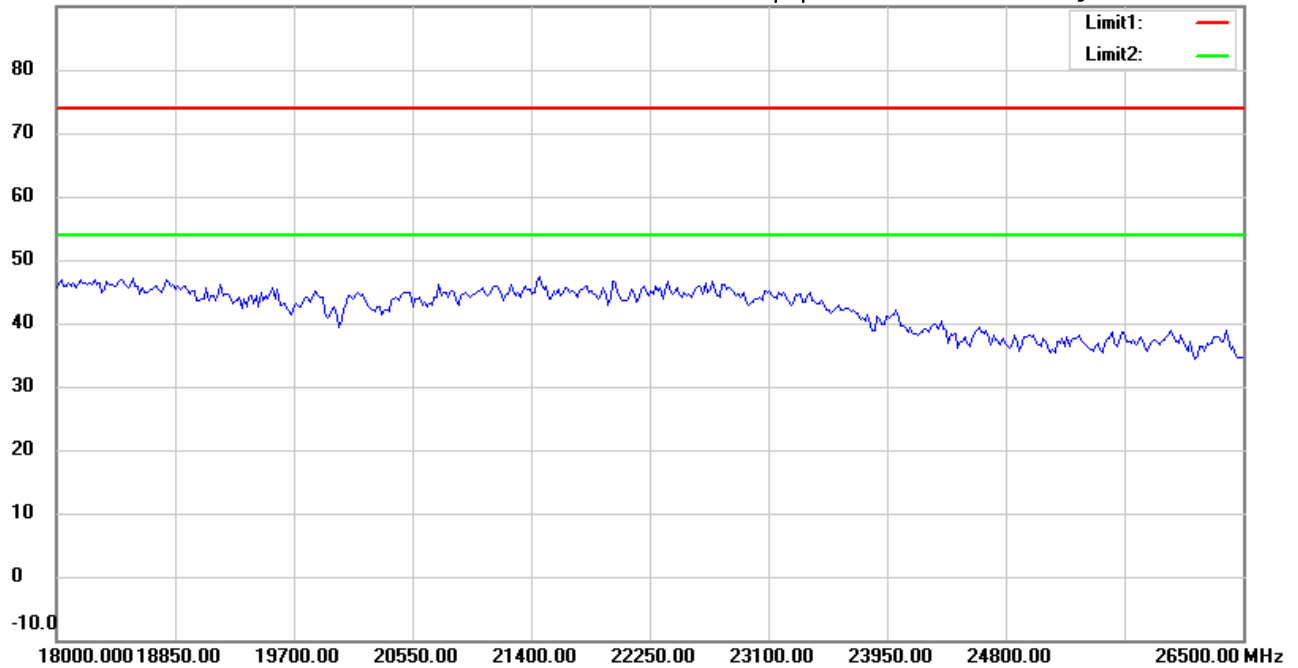
Date: 2016/12/29

Temperature:24 °C

90.0 dBuV/m

Time: 下午 10:51:39

Humidity:60 %



Site : Chamber

Condition : FCC\_part 15 RE-Class C\_Above 1GHz\_PK

EUT : W6M21612-16468

M/N:

Test Mode : TX 2439.35MHz

Note :

Polarization: *Vertical*

Power : 3.7 Vd.c.

Distance: 3m

Mk.	Frequency (MHz)	Reading (dBuV)	Detector	Corr. factor (dB/m)	Result (dBuV/m)	Limit (dBuV/m)	Ant.Pos (cm)	Tab.Pos (deg.)	Margin (dB)	Comment
-----	-----------------	----------------	----------	---------------------	-----------------	----------------	--------------	----------------	-------------	---------

\*:Maximum data    x:Over limit    !:over margin



Radiated Emission Measurement

Operator: Leon

File :1

Data :#1

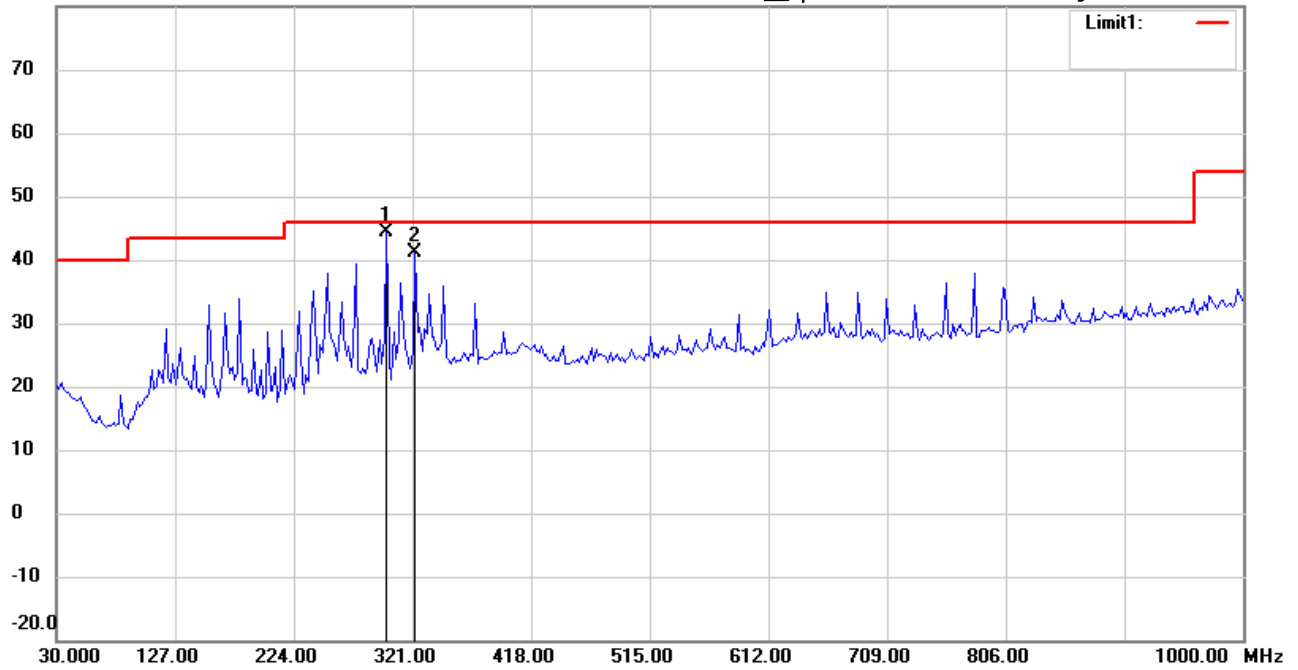
Date: 2016/12/30

Temperature:24 °C

80.0 dBuV/m

Time: 上午 03:34:32

Humidity:60 %



Site : Chamber

Condition : FCC\_part 15 RE-Class C\_30-1000MHz

Polarization: *Horizontal*

EUT : W6M21612-16468

Power : 3.7 Vd.c.

M/N:

Distance: 3m

Test Mode : TX 2479.35MHz

Note :

Mk.	Frequency (MHz)	Reading (dBuV)	Detector	Corr. factor (dB/m)	Result (dBuV/m)	Limit (dBuV/m)	Ant.Pos (cm)	Tab.Pos (deg.)	Margin (dB)	Comment
*	300.2004	49.89	peak	-5.61	44.28	46.00	100	175	-1.72	
	323.5271	46.30	peak	-5.12	41.18	46.00	100	40	-4.82	



Radiated Emission Measurement

Operator: Leon

File :1

Data :#2

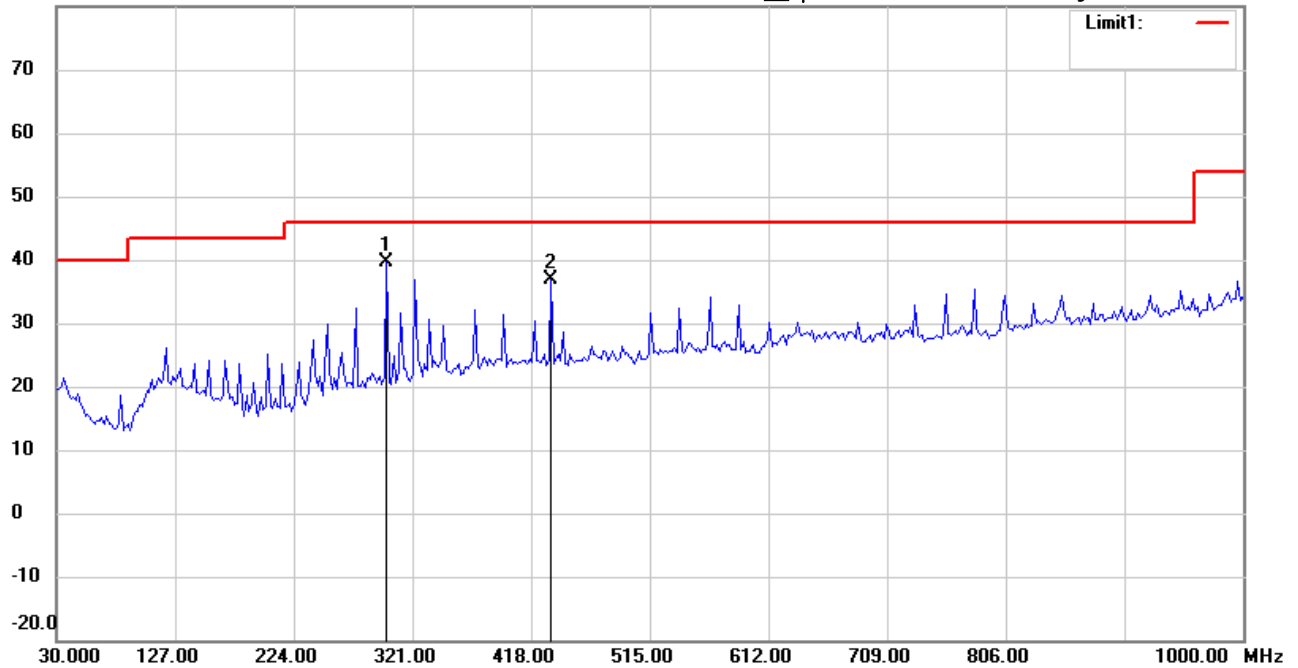
Date: 2016/12/30

Temperature:24 °C

80.0 dBuV/m

Time: 上午 03:35:25

Humidity:60 %



Site : Chamber

Condition : FCC\_part 15 RE-Class C\_30-1000MHz

Polarization: **Vertical**

EUT : W6M21612-16468

Power : 3.7 Vd.c.

M/N:

Distance: 3m

Test Mode : TX 2479.35MHz

Note :

Mk.	Frequency (MHz)	Reading (dBuV)	Detector	Corr. factor (dB/m)	Result (dBuV/m)	Limit (dBuV/m)	Ant.Pos (cm)	Tab.Pos (deg.)	Margin (dB)	Comment
*	300.2004	45.30	peak	-5.61	39.69	46.00	100	95	-6.31	
	434.3287	39.95	peak	-3.05	36.90	46.00	100	60	-9.10	



Address:6F.,No.58,Ln 188,Ruey Kuang Rd,Neihu,Taipei  
 Tel:+886-2-6606-8877  
 Fax:+886-2-6606-8875

Radiated Emission Measurement

Operator: Leon

File :3

Data :#1

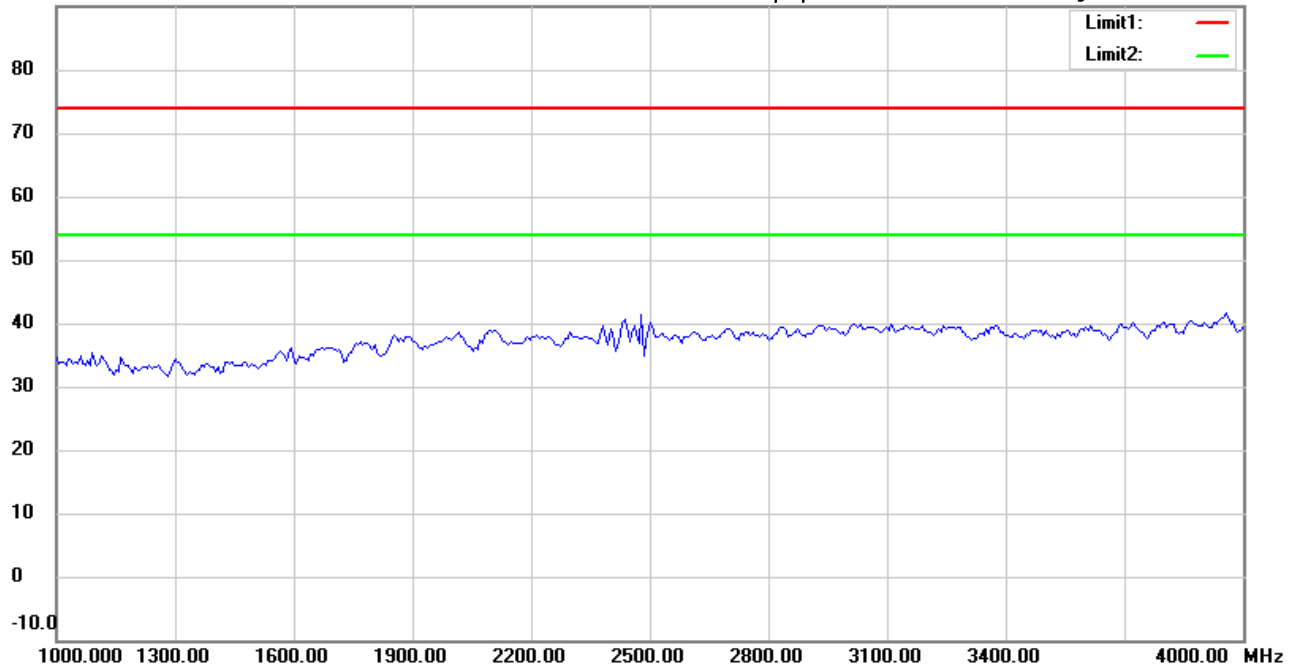
Date: 2016/12/29

Temperature:24 °C

90.0 dBuV/m

Time: 下午 10:56:08

Humidity:60 %



Site : Chamber

Condition : FCC\_part 15 RE-Class C\_Above 1GHz\_PK

EUT : W6M21612-16468

M/N:

Test Mode : TX 2479.35MHz

Note :

Polarization: *Horizontal*

Power : 3.7 Vd.c.

Distance: 3m

Mk.	Frequency (MHz)	Reading (dBuV)	Detector	Corr. factor (dB/m)	Result (dBuV/m)	Limit (dBuV/m)	Ant.Pos (cm)	Tab.Pos (deg.)	Margin (dB)	Comment
-----	-----------------	----------------	----------	---------------------	-----------------	----------------	--------------	----------------	-------------	---------

\*:Maximum data    x:Over limit    !:over margin



Address:6F.,No.58,Ln 188,Ruey Kuang Rd,Neihu,Taipei  
 Tel:+886-2-6606-8877  
 Fax:+886-2-6606-8875

Radiated Emission Measurement

Operator: Leon

File :3

Data :#6

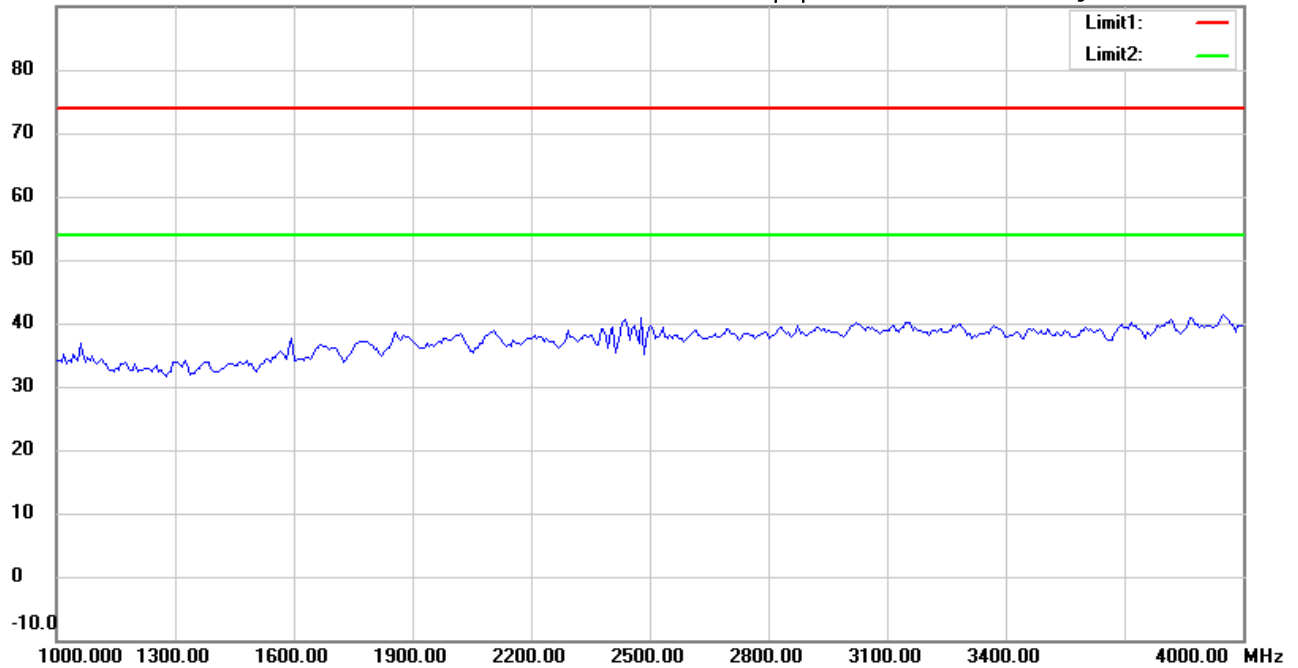
Date: 2016/12/29

Temperature:24 °C

90.0 dBuV/m

Time: 下午 10:59:17

Humidity:60 %



Site : Chamber

Condition : FCC\_part 15 RE-Class C\_Above 1GHz\_PK

EUT : W6M21612-16468

M/N:

Test Mode : TX 2479.35MHz

Note :

Polarization: *Vertical*

Power : 3.7 Vd.c.

Distance: 3m

Mk.	Frequency (MHz)	Reading (dBuV)	Detector	Corr. factor (dB/m)	Result (dBuV/m)	Limit (dBuV/m)	Ant.Pos (cm)	Tab.Pos (deg.)	Margin (dB)	Comment
-----	-----------------	----------------	----------	---------------------	-----------------	----------------	--------------	----------------	-------------	---------

\*:Maximum data    x:Over limit    !:over margin



Address:6F.,No.58,Ln 188,Ruey Kuang Rd,Neihu,Taipei  
 Tel:+886-2-6606-8877  
 Fax:+886-2-6606-8875

Radiated Emission Measurement

Operator: Leon

File :3

Data :#2

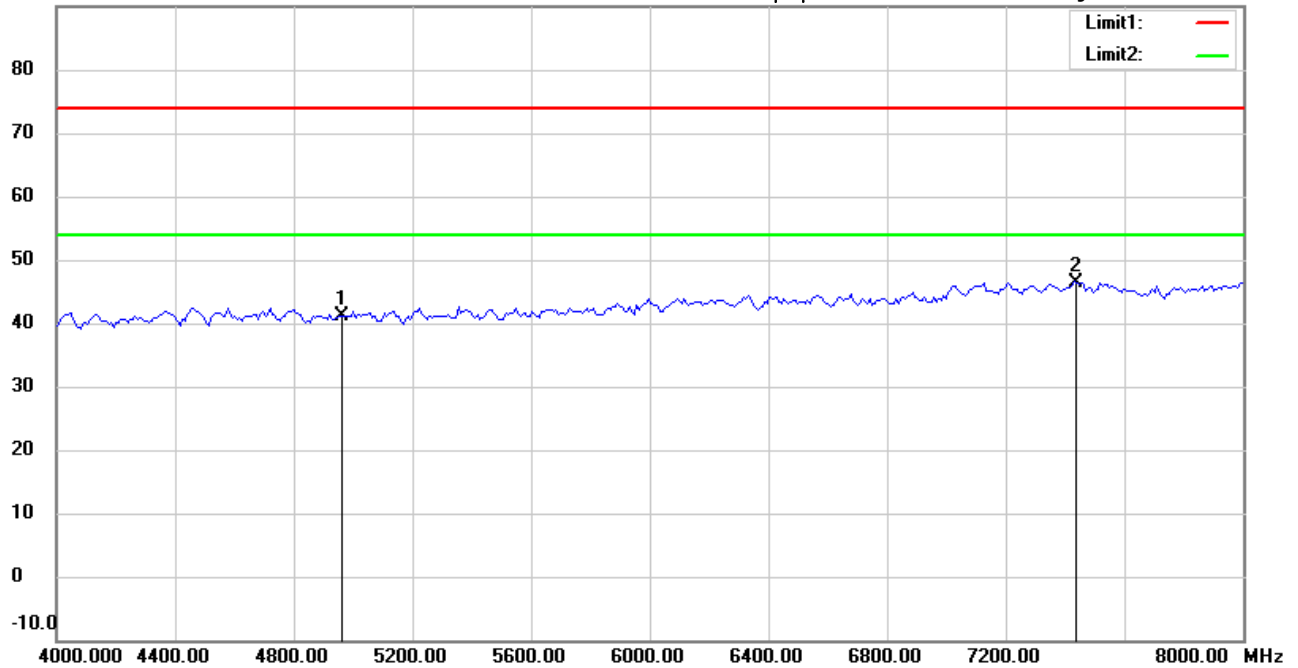
Date: 2016/12/29

Temperature:24 °C

90.0 dBuV/m

Time: 下午 10:57:02

Humidity:60 %



Site : Chamber

Condition : FCC\_part 15 RE-Class C\_Above 1GHz\_PK

EUT : W6M21612-16468

M/N:

Test Mode : TX 2479.35MHz

Note :

Polarization: *Horizontal*

Power : 3.7 Vd.c.

Distance: 3m

Mk.	Frequency (MHz)	Reading (dBuV)	Detector	Corr. factor (dB/m)	Result (dBuV/m)	Limit (dBuV/m)	Ant.Pos (cm)	Tab.Pos (deg.)	Margin (dB)	Comment
	4958.700	41.22	peak	-0.14	41.08	74.00	150	125	-32.92	
*	7438.050	41.53	peak	4.89	46.42	74.00	150	90	-27.58	

\*:Maximum data    x:Over limit    !:over margin



Radiated Emission Measurement

Operator: Leon

File :3

Data :#7

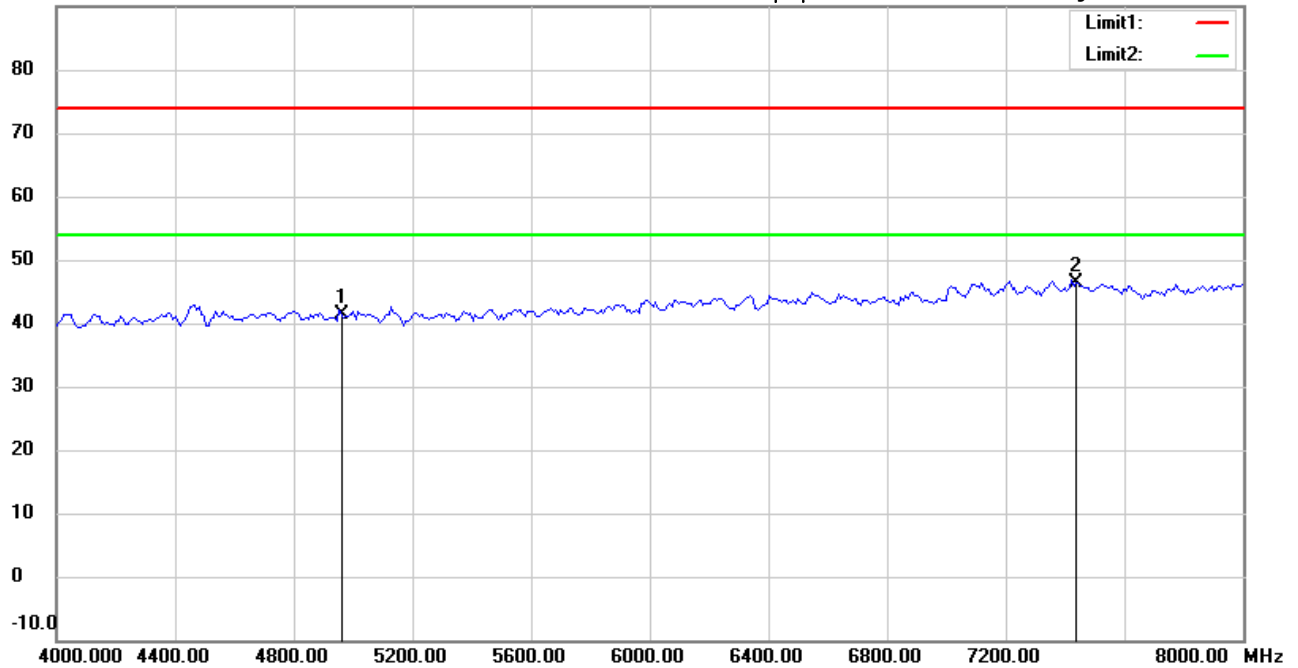
Date: 2016/12/29

Temperature:24 °C

90.0 dBuV/m

Time: 下午 11:00:11

Humidity:60 %



Site : Chamber

Condition : FCC\_part 15 RE-Class C\_Above 1GHz\_PK

EUT : W6M21612-16468

M/N:

Test Mode : TX 2479.35MHz

Note :

Polarization: *Vertical*

Power : 3.7 Vd.c.

Distance: 3m

Mk.	Frequency (MHz)	Reading (dBuV)	Detector	Corr. factor (dB/m)	Result (dBuV/m)	Limit (dBuV/m)	Ant.Pos (cm)	Tab.Pos (deg.)	Margin (dB)	Comment
	4958.700	41.43	peak	-0.14	41.29	74.00	150	165	-32.71	
*	7438.050	41.45	peak	4.89	46.34	74.00	150	90	-27.66	





Address:6F.,No.58,Ln 188,Ruey Kuang Rd,Neihu,Taipei  
 Tel:+886-2-6606-8877  
 Fax:+886-2-6606-8875

Radiated Emission Measurement

Operator: Leon

File :3

Data :#3

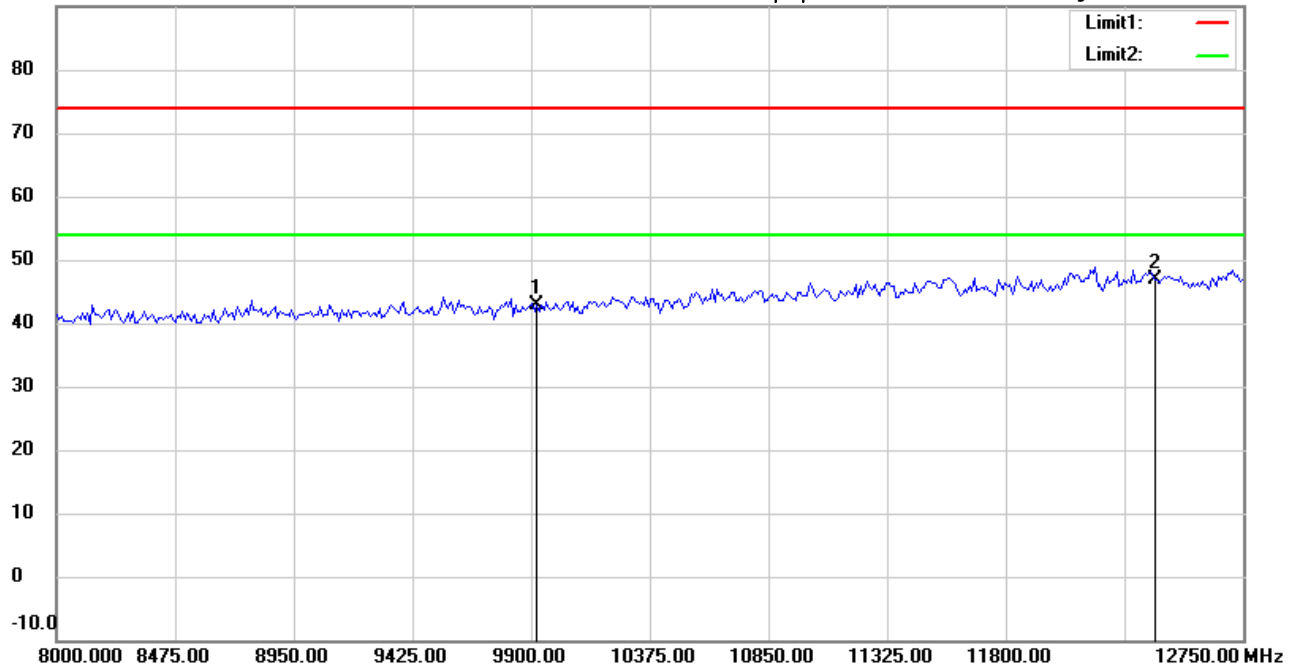
Date: 2016/12/29

Temperature:24 °C

90.0 dBuV/m

Time: 下午 10:57:15

Humidity:60 %



Site : Chamber

Condition : FCC\_part 15 RE-Class C\_Above 1GHz\_PK

Polarization: *Horizontal*

EUT : W6M21612-16468

Power : 3.7 Vd.c.

M/N:

Distance: 3m

Test Mode : TX 2479.35MHz

Note :

Mk.	Frequency (MHz)	Reading (dBuV)	Detector	Corr. factor (dB/m)	Result (dBuV/m)	Limit (dBuV/m)	Ant.Pos (cm)	Tab.Pos (deg.)	Margin (dB)	Comment
	9917.400	34.98	peak	7.82	42.80	74.00	150	240	-31.20	
*	12396.750	32.84	peak	13.96	46.80	74.00	150	195	-27.20	

\*:Maximum data    x:Over limit    !:over margin



Address:6F.,No.58,Ln 188,Ruey Kuang Rd,Neihu,Taipei  
 Tel:+886-2-6606-8877  
 Fax:+886-2-6606-8875

Radiated Emission Measurement

Operator: Leon

File :3

Data :#8

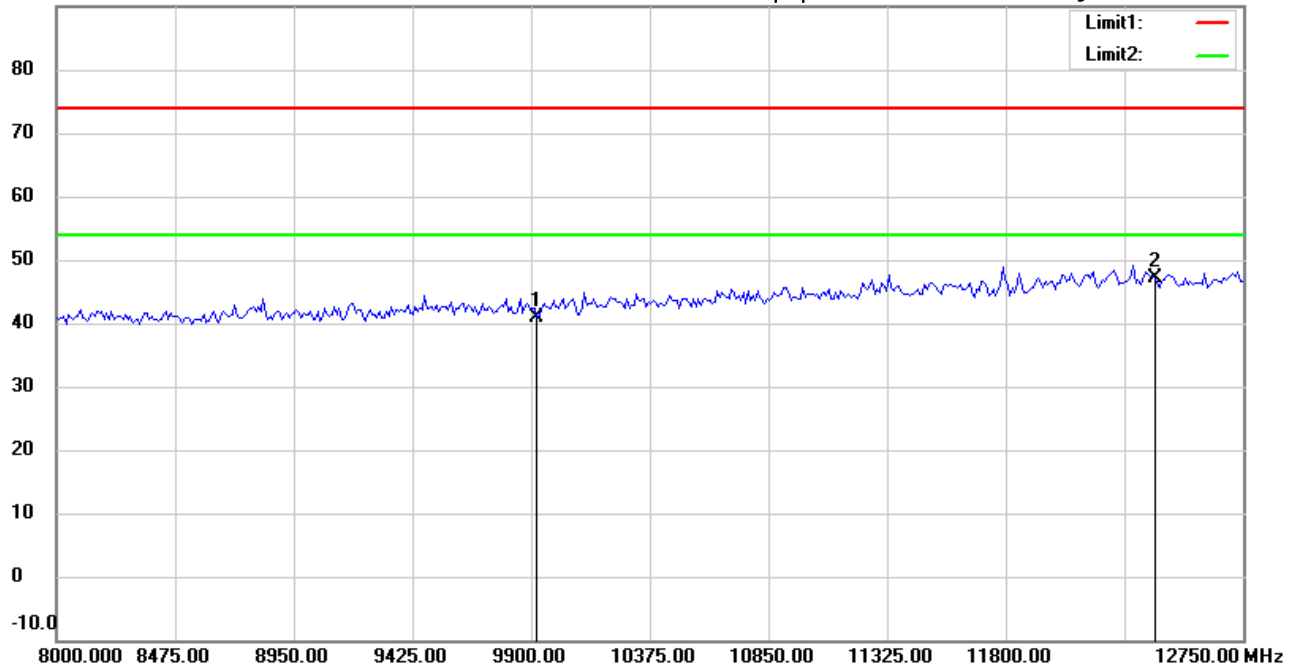
Date: 2016/12/29

Temperature:24 °C

90.0 dBuV/m

Time: 下午 11:00:23

Humidity:60 %



Site : Chamber

Condition : FCC\_part 15 RE-Class C\_Above 1GHz\_PK

Polarization: **Vertical**

EUT : W6M21612-16468

Power : 3.7 Vd.c.

M/N:

Distance: 3m

Test Mode : TX 2479.35MHz

Note :

Mk.	Frequency (MHz)	Reading (dBuV)	Detector	Corr. factor (dB/m)	Result (dBuV/m)	Limit (dBuV/m)	Ant.Pos (cm)	Tab.Pos (deg.)	Margin (dB)	Comment
	9917.400	33.15	peak	7.82	40.97	74.00	150	185	-33.03	
*	12396.750	33.11	peak	13.96	47.07	74.00	150	240	-26.93	

\*:Maximum data x:Over limit !:over margin



Address:6F.,No.58,Ln 188,Ruey Kuang Rd,Neihu,Taipei  
 Tel:+886-2-6606-8877  
 Fax:+886-2-6606-8875

Radiated Emission Measurement

Operator: Leon

File :3

Data :#4

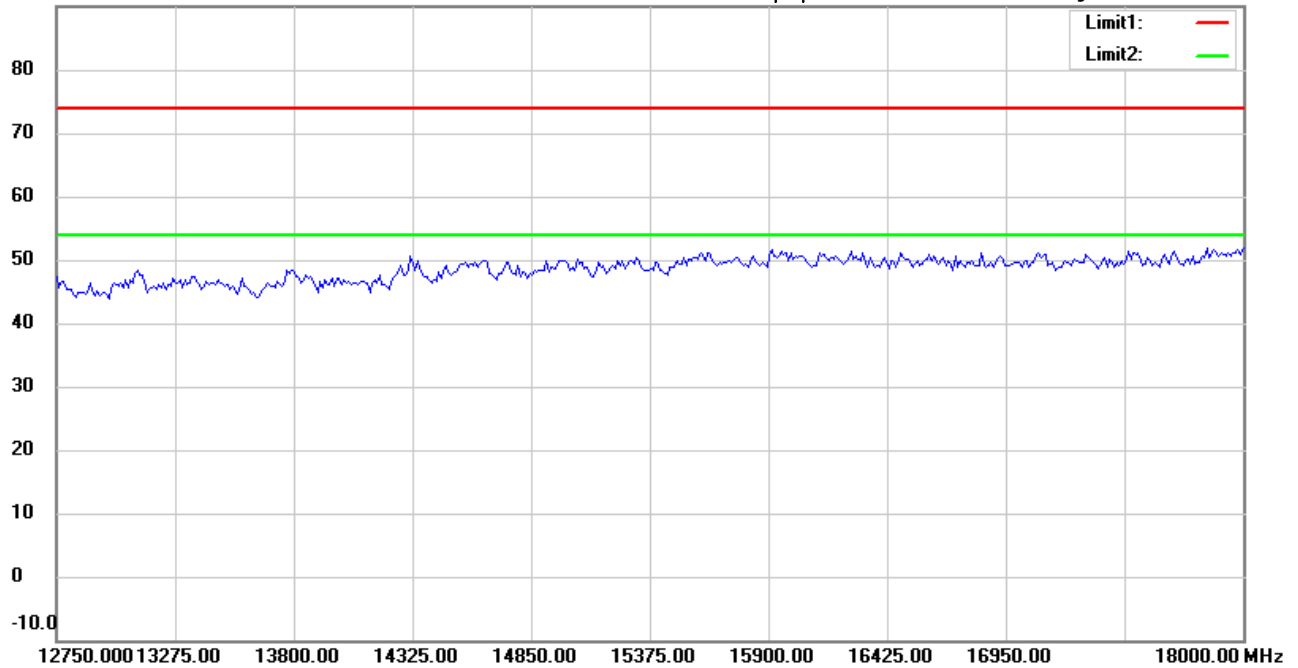
Date: 2016/12/29

Temperature:24 °C

90.0 dBuV/m

Time: 下午 10:58:13

Humidity:60 %



Site : Chamber

Condition : FCC\_part 15 RE-Class C\_Above 1GHz\_PK

EUT : W6M21612-16468

M/N:

Test Mode : TX 2479.35MHz

Note :

Polarization: *Horizontal*

Power : 3.7 Vd.c.

Distance: 3m

Mk.	Frequency (MHz)	Reading (dBuV)	Detector	Corr. factor (dB/m)	Result (dBuV/m)	Limit (dBuV/m)	Ant.Pos (cm)	Tab.Pos (deg.)	Margin (dB)	Comment
-----	-----------------	----------------	----------	---------------------	-----------------	----------------	--------------	----------------	-------------	---------

\*:Maximum data    x:Over limit    !:over margin



Address:6F.,No.58,Ln 188,Ruey Kuang Rd,Neihu,Taipei  
 Tel:+886-2-6606-8877  
 Fax:+886-2-6606-8875

Radiated Emission Measurement

Operator: Leon

File :3

Data :#9

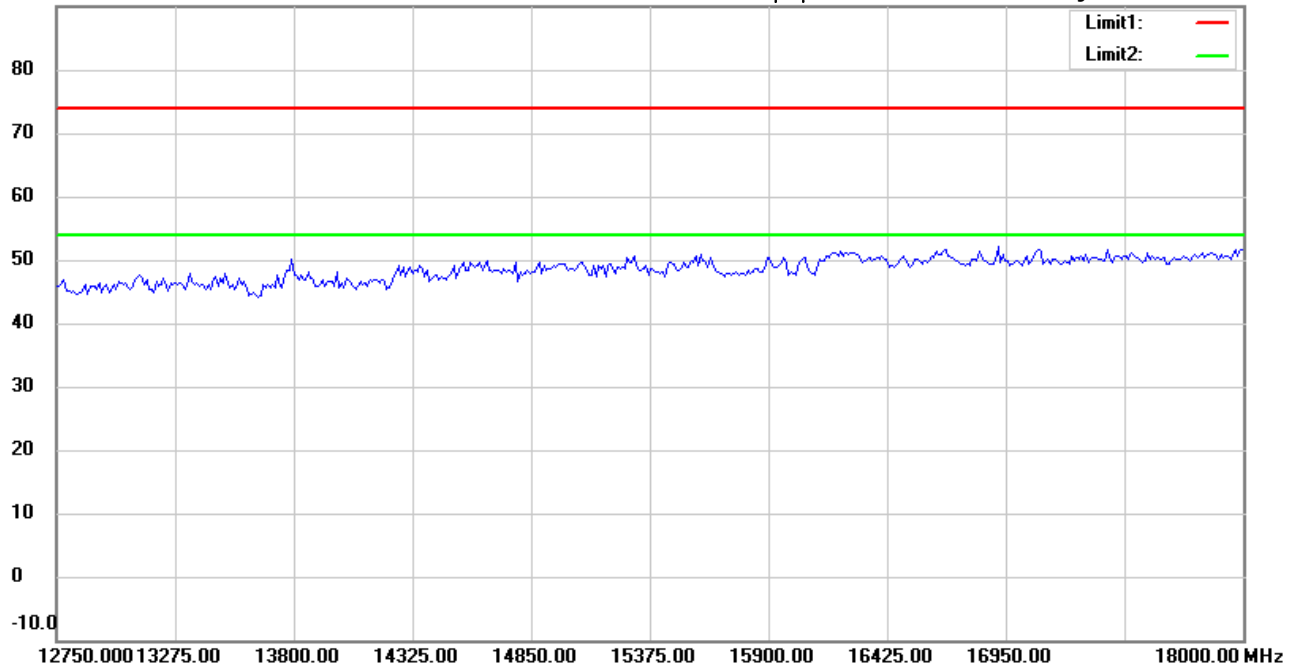
Date: 2016/12/29

Temperature:24 °C

90.0 dBuV/m

Time: 下午 11:01:25

Humidity:60 %



Site : Chamber

Condition : FCC\_part 15 RE-Class C\_Above 1GHz\_PK

Polarization: *Vertical*

EUT : W6M21612-16468

Power : 3.7 Vd.c.

M/N:

Distance: 3m

Test Mode : TX 2479.35MHz

Note :

Mk.	Frequency (MHz)	Reading (dBuV)	Detector	Corr. factor (dB/m)	Result (dBuV/m)	Limit (dBuV/m)	Ant.Pos (cm)	Tab.Pos (deg.)	Margin (dB)	Comment
-----	-----------------	----------------	----------	---------------------	-----------------	----------------	--------------	----------------	-------------	---------

\*:Maximum data    x:Over limit    !:over margin



Address:6F.,No.58,Ln 188,Ruey Kuang Rd,Neihu,Taipei  
 Tel:+886-2-6606-8877  
 Fax:+886-2-6606-8875

Radiated Emission Measurement

Operator: Leon

File :3

Data :#5

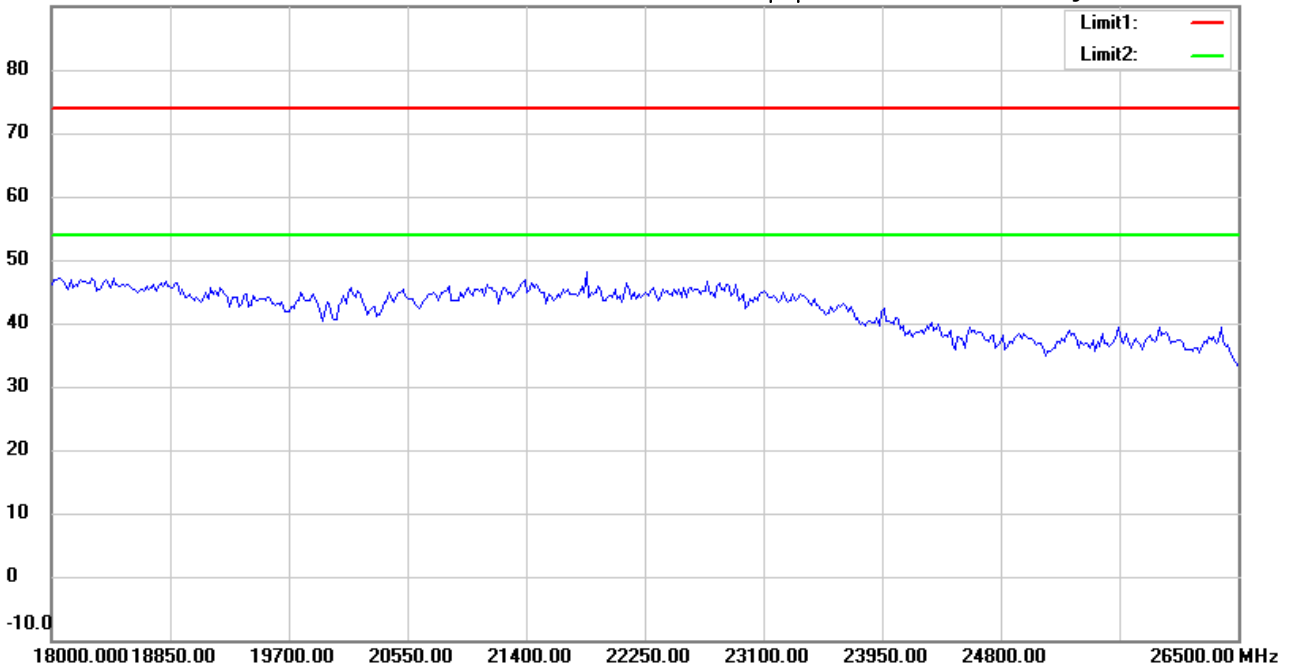
Date: 2016/12/29

Temperature:24 °C

90.0 dBuV/m

Time: 下午 10:58:22

Humidity:60 %



Site : Chamber

Condition : FCC\_part 15 RE-Class C\_Above 1GHz\_PK

EUT : W6M21612-16468

M/N:

Test Mode : TX 2479.35MHz

Note :

Polarization: *Horizontal*

Power : 3.7 Vd.c.

Distance: 3m

Mk.	Frequency (MHz)	Reading (dBuV)	Detector	Corr. factor (dB/m)	Result (dBuV/m)	Limit (dBuV/m)	Ant.Pos (cm)	Tab.Pos (deg.)	Margin (dB)	Comment
-----	-----------------	----------------	----------	---------------------	-----------------	----------------	--------------	----------------	-------------	---------

\*:Maximum data    x:Over limit    !:over margin



Address:6F.,No.58,Ln 188,Ruey Kuang Rd,Neihu,Taipei  
 Tel:+886-2-6606-8877  
 Fax:+886-2-6606-8875

Radiated Emission Measurement

Operator: Leon

File :3

Data :#10

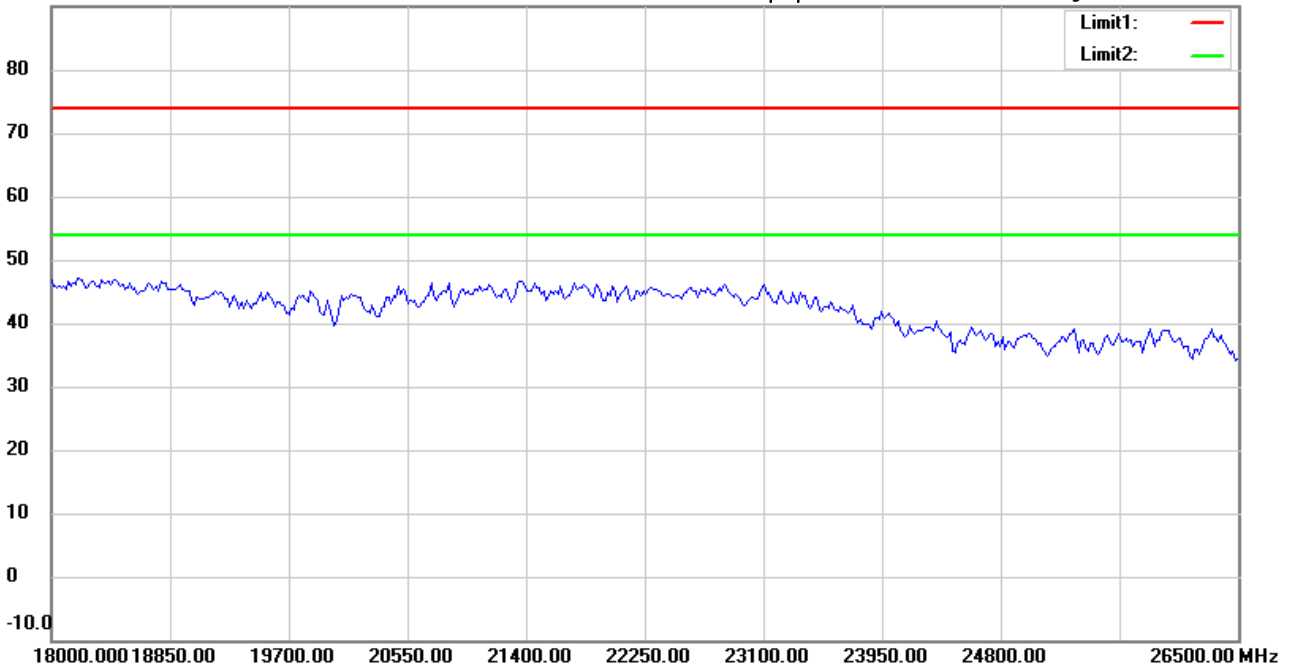
Date: 2016/12/29

Temperature:24 °C

90.0 dBuV/m

Time: 下午 11:01:35

Humidity:60 %



Site : Chamber

Condition : FCC\_part 15 RE-Class C\_Above 1GHz\_PK

EUT : W6M21612-16468

M/N:

Test Mode : TX 2479.35MHz

Note :

Polarization: *Vertical*

Power : 3.7 Vd.c.

Distance: 3m

Mk.	Frequency (MHz)	Reading (dBuV)	Detector	Corr. factor (dB/m)	Result (dBuV/m)	Limit (dBuV/m)	Ant.Pos (cm)	Tab.Pos (deg.)	Margin (dB)	Comment
-----	-----------------	----------------	----------	---------------------	-----------------	----------------	--------------	----------------	-------------	---------

\*:Maximum data    x:Over limit    !:over margin