

FCC PART 15 SUBPART C TEST REPORT

for

2.4G Wireless HEADSET

Model No.: LS50RX

FCC ID: 2AGZW03595

of

Applicant: **LucidSound, Inc.**

Address: 5939 Darwin Ct., Suite 100, Carlsbad, CA 92008, United States

Tested and Prepared

by

Worldwide Testing Services (Taiwan) Co., Ltd.

FCC Registration No.: TW1477, TW0020, TW1072

Industry Canada filed test laboratory Reg. No. 20037

A2LA Accredited No.: 2732.01



Report No.: W6M21904-18988-C-1

6F, NO. 58, LANE 188, RUEY-KUANG RD., NEIHU TAIPEI 114, TAIWAN, R.O.C.
TEL: 886-2-66068877 FAX: 886-2-66068879 E-mail: wts@wts-lab.com




TABLE OF CONTENTS

1	GENERAL INFORMATION	2
1.1	NOTES	2
1.2	TESTING LABORATORY	3
1.2.1	Location	3
1.2.2	Details of accreditation status	3
1.3	DETAILS OF APPROVAL HOLDER	3
1.4	APPLICATION DETAILS	4
1.5	GENERAL INFORMATION OF TEST ITEM	4
1.6	TEST STANDARDS	5
2	TECHNICAL TEST	6
2.1	SUMMARY OF TEST RESULTS	6
2.2	TEST ENVIRONMENT	6
2.3	TEST EQUIPMENT LIST	7
2.4	GENERAL TEST PROCEDURE	10
3	TEST RESULTS (ENCLOSURE)	12
3.1	PEAK OUTPUT POWER (TRANSMITTER)	13
3.2	EQUIVALENT ISOTROPIC RADIATED POWER	20
3.3	RF EXPOSURE COMPLIANCE REQUIREMENTS	20
3.4	TRANSMITTER RADIATED EMISSIONS IN RESTRICTED BANDS	22
3.5	SPURIOUS EMISSIONS (TX)	23
3.6	CARRIER FREQUENCY SEPARATION	25
3.7	NUMBER OF HOPPING FREQUENCIES	28
3.7.1	Pseudorandom Frequency Hopping Sequence	30
3.7.2	Coordination of hopping sequences to other transmitters	30
3.7.3	System Receiver Hopping Capability	30
3.8	TIME OF OCCUPANCY (DWELL TIME)	31
3.9	20dB BANDWIDTH	37
3.9.1	System Receiver Input Bandwidth	40
3.10	MINIMUM 6 DB BANDWIDTH	41
3.11	RADIATED EMISSION ON THE BAND EDGE	45
3.12	PEAK POWER SPECTRAL DENSITY	52
3.13	RADIATED EMISSION FROM RECEIVER PART	56
3.14	POWER LINE CONDUCTED EMISSION	57
	APPENDIX	60



Registration number: W6M21904-18988-C-1
FCC ID: 2AGZW03595

1 General Information

1.1 Notes

The purpose of conformity testing is to increase the probability of adherence to the essential requirements or conformity specifications, as appropriate.

The complexity of the technical specifications, however, means that full and thorough testing is impractical for both technical and economic reasons.

Furthermore, there is no guarantee that a test sample which has passed all the relevant tests conforms to a specification.

Neither is there any guarantee that such a test sample will interwork with other genuinely open systems. The existence of the tests nevertheless provides the confidence that the test sample possesses the qualities as maintained and that its performance generally conforms to representative cases of communications equipment.

The test results of this test report relate exclusively to the item tested as specified in 1.5.


The test report may only be reproduced or published in full.

Reproduction or publication of extracts from the report requires the prior written approval of the Worldwide Testing Services(Taiwan) Co., Ltd.

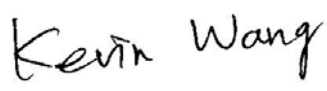
Specific Conditions:

Usage of the hereunder tested device in combination with other integrated or external antennas requires at least additional output power measurements, spurious emission measurements, conducted emission measurements (AC supply lines) and radio frequency exposure evaluations for each individual configuration performed, for certification by FCC.

Tester:

November 26, 2019	Robert Ren	
_____	_____	_____
Date	WTS-Lab. Name	Signature

Technical responsibility for area of testing:

November 26, 2019	Kevin Wang	
_____	_____	_____
Date	WTS Name	Signature



Registration number: W6M21904-18988-C-1

FCC ID: 2AGZW03595

1.2 Testing laboratory

1.2.1 Location

OATS

No.5-1, Lishui, Shuang Sing Village,

Wanli Dist., New Taipei City 207,

Taiwan (R.O.C.)

3 meter semi-anechoic chamber

No.35, Aly. 21, Ln. 228, Ankang Rd., Neihu Dist., Taipei City 114, Taiwan (R.O.C.)

TEL:886-2-6613-0228

FAX:886-2-2791-5046

Company

Worldwide Testing Services(Taiwan) Co., Ltd.

6F, NO. 58, LANE 188, RUEY-KUANG RD.

NEIHU, TAIPEI 114, TAIWAN R.O.C.

Tel : 886-2-66068877

Fax : 886-2-66068879

1.2.2 Details of accreditation status

Accredited testing laboratory

A2LA accredited number: 2732.01

FCC filed test laboratory Reg. No. TW1477, TW0020, TW1072

Industry Canada filed test laboratory Reg. No. 20037

Test location, where different from Worldwide Testing Services (Taiwan) Co., Ltd. :

Name: ./.

Accredited number: ./.

Street: ./.

Town: ./.

Country: ./.

Telephone: ./.

Fax: ./.

1.3 Details of approval holder

Name: LucidSound, Inc.

Street: 5939 Darwin Ct., Suite 100,

Town: Carlsbad, CA 92008,

Country: United States

Telephone: 760-846-6979

Fax: ./.



Registration number: W6M21904-18988-C-1
FCC ID: 2AGZW03595

1.4 Application details

Date of receipt of test item: October 24, 2019
Date of test: from October 25, 2019 to November 26, 2019

1.5 General information of Test item

Type of test item: 2.4G Wireless HEADSET
Model Number: LS50RX
Brand Name: LucidSound
Multi-listing model number: ./.
Photos: see Appendix

Technical data

Frequency band: 2.4 GHz – 2.4835 GHz
Number of Channels: Bluetooth 2.0 79 channels
2.4G 39 channels
Operation modes: Duplex
Modulation Type: GFSK, $\pi/4$ DQPSK, 8DPSK
Fixed point-to-point operation: Yes / No
Type of Antenna: PCB Antenna (for Bluetooth 2.0, 2.4G ANT 1, 2.4G ANT 2)
Antenna gain: 2.459 dBi (for Bluetooth 2.0, 2.4G ANT 1, 2.4G ANT 2)
Power supply: Battery: 3.7Vd.c., 1800mAh (6.66Wh)
Charge 120Va.c.
Emission designator: Bluetooth 2.0: 1M19F1D
2.4G ANT 1 & ANT 2: 1M96G1D
Host device: none

Classification :

Fixed Device	<input type="checkbox"/>
Mobile Device (Human Body distance > 20cm)	<input type="checkbox"/>
Portable Device (Human Body distance < 20cm)	<input checked="" type="checkbox"/>
Modular Radio Device	<input type="checkbox"/>



Registration number: W6M21904-18988-C-1
FCC ID: 2AGZW03595

Transmitter

Unom

Mode A (Bluetooth 2.0 Normal mode)

Power (ch 0 or A):	Conducted: 1.50 dBm
Power (ch 39 or B):	Conducted: 3.17 dBm
Power (ch 78 or C):	Conducted: 2.60 dBm

Mode B (Bluetooth 2.0 EDR mode)

Power (ch 0 or A):	Conducted: 2.51 dBm
Power (ch 39 or B):	Conducted: 2.16 dBm
Power (ch 78 or C):	Conducted: 1.75 dBm

Mode C (2.4G ANT 1)

Power (ch 1):	Conducted: 2.81 dBm
Power (ch 19):	Conducted: 2.32 dBm
Power (ch 39):	Conducted: 0.83 dBm

Mode C (2.4G ANT 2)

Power (ch 1):	Conducted: -4.40 dBm
Power (ch 19):	Conducted: -5.74 dBm
Power (ch 39):	Conducted: -6.71 dBm

Manufacturer: (if applicable)

Name:	AMPACS CORPORATION
Street:	3F., No.19-3, Sanchong Rd., Nangang Dist.,
Town:	Taipei City 11501,
Country:	TAIWAN (R.O.C.)

1.6 Test standards

Technical standard : FCC RULES PART 15 SUBPART C § 15.247 (2018-10)



Registration number: W6M21904-18988-C-1
 FCC ID: 2AGZW03595

2 Technical test

2.1 Summary of test results

No deviations from the technical specification(s) were ascertained in the course of the tests performed.

or

The deviations were ascertained in the course of the tests performed.

2.2 Test environment

Relative humidity content: 20 ... 75 %
 Air pressure: 86 ... 103 kPa
 Power supply: Battery: 3.7Vd.c., 1800mAh (6.66Wh)
 Charge 120Va.c.

Extreme conditions parameters: ./.

Test item Name	Uncertainty
Estimation Result of Uncertainty of Conducted Emission	Expanded Uncertainty: AMN: 1.30 dB Voltage probe: 1.36 dB
Estimation Result of Uncertainty of Radiated Emission(3M)	Expanded Uncertainty: 0.009-30 MHz: 2.02 dB 30-1000 MHz: 3.49 dB 1-18 GHz: 3.01 dB 18-40 GHz: 2.43 dB
Estimation Result of Uncertainty of Bandwidth Measurement 20 dB Bandwidth, Occupied bandwidth, Channel bandwidth, Necessary Bandwidth	Expanded Uncertainty: 0.45 kHz
Estimation Result of Uncertainty of Conducted Output Power Measurement Output power	Expanded Uncertainty: 1.72 dB
Estimation Result of Uncertainty of Power Density Measurement Power density	Expanded Uncertainty: 1.73 dB
Estimation Result of Uncertainty of Band Edge Measurement	Expanded Uncertainty: 0.98 dBc
Estimation Result of Uncertainty of Frequency Separation Measurement Hopping channel separation	Expanded Uncertainty: 554.14 Hz
Estimation Result of Uncertainty of Duty Cycle Measurement Dwell time	Expanded Uncertainty: 0.1 ms

The decision rule is : Measurement uncertainty is not taken into account.



Registration number: W6M21904-18988-C-1
 FCC ID: 2AGZW03595

2.3 Test Equipment List

No.	Test equipment	Type	Serial No.	Manufacturer	Cal. Date	Next Cal. Date
ETSTW-CE 001	EMI TEST RECEIVER	ESHS10	842121/013	R&S	2019/6/4	2020/6/3
ETSTW-CE 003	AC POWER SOURCE	APS-9102	D161137	GW	Function Test	
ETSTW-CE 004	ZWEILEITER-V-NETZNACHBILDUNG TWO-LINE V-NETWORK	ESH3-Z5	840731/011	R&S	2019/10/31	2020/10/30
ETSTW-CE 006	IMPULSBEGRENZER PULSE LIMITER	ESH3-Z2	100226	R&S	2019/9/24	2020/9/23
ETSTW-CE 008	HF-EICHLITUNG RF STEP ATTENUATOR 139dB DPSP	334.6010.02	844581/024	R&S	Function Test	
ETSTW-CE 009	TEMP.&HUMIDITY CHAMBER	GTH-225-40-1P-U	MAA0305-009	GIANT FORCE	2019/7/23	2020/7/22
ETSTW-CE 016	TWO-LINE V-NETWORK	ENV216	100050	R&S	2019/10/3	2020/10/2
ETSTW-CE 028	MXE EMI Receiver	N9038A	MY53220110	Agilent	2019/7/18	2020/7/17
ETSTW-RE 003	EMI TEST RECEIVER	ESI 26	831438/001	R&S	2019/6/4	2020/6/3
ETSTW-RE 004	EMI TEST RECEIVER	ESI 40	832427/004	R&S	2019/5/29	2020/5/28
ETSTW-RE 012	TUNABLE BANDREJECT FILTER	D.C 0309	146	K&L	Function Test	
ETSTW-RE 013	TUNABLE BANDREJECT FILTER	D.C 0336	397	K&L	Function Test	
ETSTW-RE 018	MICROWAVE HORN ANTENNA	AT4560	27212	AR	2019/7/25	2020/7/24
ETSTW-RE 027	Passive Loop Antenna	6512	00034563	ETS-Lindgren	2019/7/22	2020/7/21
ETSTW-RE 030	Double-Ridged Guide Horn Antenna	3117	00035224	ETS-Lindgren	2019/4/2	2020/4/1
ETSTW-RE 042	Biconical Antenna	HK116	100172	R&S	2019/1/29	2020/1/28
ETSTW-RE 043	Log-Periodic Dipole Antenna	HL223	100166	R&S	2019/4/23	2020/4/22
ETSTW-RE 044	Log-Periodic Antenna	HL050	100094	R&S	2019/5/13	2020/5/12
ETSTW-RE 045	ESA-E SERIES SPECTRUM ANALYZER	E4404B	MY45111242	Agilent	Pre-test Use	
ETSTW-RE 050	Attenuator 10dB	50HF-010-1	None	JFW	2019/2/27	2020/2/26
ETSTW-RE 051	Attenuator 6dB	50HF-006-1	None	JFW	2019/2/27	2020/2/26
ETSTW-RE 053	Attenuator 3dB	50HF-003-1	None	JFW	2019/2/27	2020/2/26
ETSTW-RE 055	SPECTRUM ANALYZER	FSU 26	200074	R&S	2019/3/5	2020/3/4
ETSTW-RE 060	Attenuator 30dB	5015-30	F651012z-01	ATM	2019/2/27	2020/2/26
ETSTW-RE 062	Amplifier Module	CHC 2	None	KMIC	2019/5/16	2020/5/15
ETSTW-RE 064	Bluetooth Test Set	MT8852B-042	6K00005709	Anritsu	Function Test	
ETSTW-RE 069	Double-Ridged Guide Horn Antenna	3117	00069377	ETS-Lindgren	Function Test	
ETSTW-RE 072	CELL SITE TEST SET	8921A	3339A00375	HP	2019/9/23	2020/9/22
ETSTW-RE 088	SOLID STATE AMPLIFIER	KMA180265A01	99057	KMIC	2019/9/18	2020/9/17
ETSTW-RE 091	Match Pad	MDCS1500	None	WOKEN	2019/5/9	2020/5/8
ETSTW-RE 099	DC Block	50DB-007-1	None	JFW	2019/2/22	2020/2/21
ETSTW-RE 112	AC POWER SOURCE	TFC-1005	T-0A023536	T-Power	Function test	
ETSTW-RE 115	2.4GHz Notch Filter	N0124411	473874	MICROWAVE CIRCUITS	2019/1/14	2020/1/13



Worldwide Testing Services(Taiwan) Co., Ltd.

Registration number: W6M21904-18988-C-1
 FCC ID: 2AGZW03595

ETSTW-RE 120	RF Player	MP9200	MP9210-111022	ADIVIC	Function test	
ETSTW-RE 122	SIGNAL GENERATOR	SMF100A	102149	R&S	2019/6/3	2020/6/2
ETSTW-RE 125	5GHz Notch filter	5NSL11-5200/E221.3-O/O	1	K&L Microwave	2019/8/8	2020/8/7
ETSTW-RE 126	5GHz Notch filter	5NSL12-5800/E221.3-O/O	1	K&L Microwave	2019/8/8	2020/8/7
ETSTW-RE 127	RF Switch Box	RFS-01	None	WTS	2019/2/26	2020/2/25
ETSTW-RE 128	5.3GHz Notch filter	N0153001	SN487233	Microwave Circuits	2019/8/8	2020/8/7
ETSTW-RE 129	5.5GHz Notch filter	N0555984	SN487234	Microwave Circuits	2019/8/8	2020/8/7
ETSTW-RE 130	Handheld RF Spectrum Analyzer	N9340A	CN0147000204	Agilent	Pre-test Use	
ETSTW-RE 142	Amplifier	8447D	2805A03378	Agilent	2019/5/16	2020/5/15
ETSTW-RE 147	Bi-log Hybrid Antenna	MCTD 2786B	BLB16M04005	ETC	2019/4/2	2020/4/1
ETSTW-RF 002	Electromagnetic field probe	LF-30	K-0007	STT	2019/5/27	2020/5/26
ETSTW-EMI 011	USB Compact Modulator	SFC-U	101689	R&S	2019/5/16	2020/5/15
ETSTW-GSM 002	Universal Radio Communication Tester	CMU 200	109439	R&S	2019/3/5	2020/3/4
ETSTW-GSM 003	Radio Communication Analyzer	MT8820C	6201342073	Anritsu	2019/3/26	2020/3/25
ETSTW-GSM 004	Wideband Radio Communication Tester	CMW500	128092	R&S	2019/10/18	2020/10/17
ETSTW-GSM 019	Band Reject Filter	WRCTF824/849-822/851-40 /12+9SS	3	WI	2019/1/14	2020/1/13
ETSTW-GSM 020	Band Reject Filter	WRCD1747/1748-1743/1752-32/5SS	1	WI	2019/1/14	2020/1/13
ETSTW-GSM 021	Band Reject Filter	WRCD1879.5/1880.5-1875.5/1884.5-32/5SS	3	WI	2019/1/14	2020/1/13
ETSTW-GSM 022	Band Reject Filter	WRCT901.9/903.1-904.25-50/8SS	1	WI	2019/1/14	2020/1/13
ETSTW-GSM 023	Power Divider	4901.19.A	None	SUHNER	2019/9/12	2020/9/11
ETSTW-GSM 024	Radio Communication Analyzer	MT8821C	None	Anritsu	2019/3/5	2020/3/4
ETSTW-GSM 025	Band Reject Filter	BRM19835	001	Micro-Tronics	2019/8/9	2020/8/8
ETSTW-Cable 011	SMA to N type Cable	RGU-400	None	THERMAX	Pre-test Use NCR	
ETSTW-Cable 016	BNC Cable	Switch Box	B Cable 1	Schwarz beck	2019/2/21	2020/2/20
ETSTW-Cable 017	BNC Cable	X Cable	B Cable 2	Schwarz beck	2019/2/21	2020/2/20
ETSTW-Cable 018	BNC Cable	Y Cable	B Cable 3	Schwarz beck	2019/2/21	2020/2/20
ETSTW-Cable 019	BNC Cable	Z Cable	B Cable 4	Schwarz beck	2019/2/21	2020/2/20
ETSTW-Cable 020	N TYPE Cable	OATS Cable 1	N30N30-L335-15M	JYE BAO CO.,LTD.	2019/7/2	2020/7/1
ETSTW-Cable 026	Microwave Cable	SUCOFLEX 104	279075	HUBER+SUHNER	2019/2/25	2020/2/24
ETSTW-Cable 027	Microwave Cable	SUCOFLEX 104	279083	HUBER+SUHNER	2019/5/14	2020/5/13
ETSTW-Cable 028	Microwave Cable	FA147A0015M2020	30064-2	UTIFLEX	2019/9/18	2020/9/17
ETSTW-Cable 029	Microwave Cable	FA147A0015M2020	30064-3	UTIFLEX	2019/9/18	2020/9/17
ETSTW-Cable 030	Microwave Cable	SUCOFLEX 104 (S_Cable 9)	279067	HUBER+SUHNER	2019/2/25	2020/2/24
ETSTW-Cable 043	Microwave Cable	SUCOFLEX 104	317576	HUBER+SUHNER	2019/5/16	2020/5/15
ETSTW-Cable 058	Microwave Cable	SUCOFLEX 104	none	HUBER+SUHNER	2019/6/6	2020/6/5
ETSTW-Cable 064	Microwave Cable	SUCOFLEX 104	MY28891	HUBER+SUHNER	2019/5/16	2020/5/15
ETSTW-Cable 066	SMA type cable	32022	None	ASTROLAB	2019/9/24	2020/9/23



Worldwide Testing Services(Taiwan) Co., Ltd.

Registration number: W6M21904-18988-C-1
 FCC ID: 2AGZW03595

ETSTW-Cable 071	N TYPE CABLE	EMCCFD400-NM- NM-25000	170239	EMCI	2019/6/6	2020/6/5
ETSTW-Cable 072	SMA type cable (8m)	SUCOFLEX 104	805800/4	HUBER+SUHNER	2019/5/16	2020/5/15
ETSTW-Cable 074	SMA type cable (2m)	SUCOFLEX 104	802563/4	HUBER+SUHNER	2019/5/16	2020/5/15
WTSTW-SW 002	EMI TEST SOFTWARE	EZ_EMCC	None	Farad	Version ETS-03A1	
WTSTW-SW 006	EMI TEST SOFTWARE	e3	None	AUDIX	Version 9.161014	
WTSTW-SW 008	Signal studio	Agilent	None	AUDIX	Version 2.0.0.1	
ETSTW-TH 001	Thermohygrometer	608-H1	45204316	Testo	2019/9/9	2020/9/8
ETSTW-TH 002	Thermohygrometer	608-H1	45204317	Testo	2019/9/9	2020/9/8



Registration number: W6M21904-18988-C-1
FCC ID: 2AGZW03595

2.4 General Test Procedure

POWER LINE CONDUCTED INTERFERENCE: The procedure used was ANSI STANDARD C63.10-2013 6.2 using a LISN (if necessary). Both lines were observed. The bandwidth of the spectrum analyzer was 10 kHz with an appropriate sweep speed.

RADIATION INTERFERENCE: The test procedure used was according to ANSI STANDARD C63.10-2013 6.3 employing a spectrum analyzer. For investigated frequency is equal to or below 1GHz, the RBW and VBW of the spectrum analyzer was 100 kHz and 100kHz respectively with an appropriate sweep speed. For investigated frequency is above 1GHz, both of RBW and VBW of the spectrum analyzer were 1 MHz with an appropriate sweep speed. The analyzer was calibrated in dB above a microvolt at the output of the antenna.

FORMULA OF CONVERSION FACTORS: The Field Strength at 3m was established by adding the meter reading of the spectrum analyzer (which is set to read in units of dB μ V) to the antenna correction factor supplied by the antenna manufacturer. The antenna correction factors are stated in terms of dB.

Example:

Freq (MHz) METER READING + ACF + CABLE LOSS (to the receiver) = FS
33 20 dB μ V + 10.36 dB + 6 dB = 36.36 dB μ V/m @3m

The EUT was placed on a table 80 cm high and with dimensions of 1m by 1.5m (non metallic table) and arranged according to ANSI C63.10-2013 6.2.2. The table used for radiated measurements is capable of continuous rotation. The spectrum was scanned from 30 MHz to the frequency specified as follows:

- (1) If the intentional radiator operates below 10 GHz: to the tenth harmonic of the highest fundamental frequency or to 40 GHz, whichever is lower.
- (2) If the intentional radiator operates at or above 10 GHz and below 30 GHz: to the fifth harmonic of the highest fundamental frequency or to 100 GHz, whichever is lower.
- (3) If the intentional radiator operates at or above 30 GHz: to the fifth harmonic of the highest fundamental frequency or to 200 GHz, whichever is lower, unless specified otherwise elsewhere in the rules.
- (4) If the intentional radiator contains a digital device, regardless of whether this digital device controls the functions of the intentional radiator or the digital device is used for additional control or function purposes other than to enable the operation of the intentional radiator, the frequency range shall be investigated up to the range specified in paragraphs (a)(1)-(a)(3) of this section or the range applicable to the digital device, as shown in paragraph (b)(1) of this Section, whichever is the higher frequency range of investigation.

For hand-held devices, a exploratory test was performed with three (3) orthogonal planes to determine the highest emissions.

When an emission was found, the table was rotated to produce the maximum signal strength. At this point, the antenna was raised and lowered from 1m to 4m. The antenna was placed in both the horizontal and vertical planes.



Registration number: W6M21904-18988-C-1
FCC ID: 2AGZW03595

When the radiated emission limits are expressed in terms of the average value of the emission, and pulsed operation is employed, the measurement field strength shall be determined by averaging over one complete pulse train, including blanking intervals, as long as the pulse train does not exceed 0.1 seconds. As an alternative (provided the transmitter operates for longer than 0.1 seconds) or in cases where the pulse train exceeds 0.1 seconds, the measured field strength shall be determined from the average absolute voltage during a 0.1 second interval during which the field strength is at its maximum value.

The formula is as follows:

Average = Peak + Duty Factor

Duty Factor = $20 \log(\text{dwell time}/T)$

T = 100ms when the pulse train period is over 100 ms or the period of the pulse train.

Modified Limits for peak according to 15.35 (b) = Max Permitted average Limits + 20dB

ANSI STANDARD C63.10-2013 B.2.7: Any measurements that utilize special test software shall be indicated and referenced in the test report. During testing, test software 'EZ EMC' was used for setting up different operation modes.



Worldwide Testing Services(Taiwan) Co., Ltd.

Registration number: W6M21904-18988-C-1
 FCC ID: 2AGZW03595

3 Test results (enclosure)

TEST CASE	Para. Number	Required	Test passed	Test failed
Peak Output Power	15.247(b)	<input checked="" type="checkbox"/>	<input checked="" type="checkbox"/>	<input type="checkbox"/>
Equivalent isotropically radiated Power	15.247(b)	<input checked="" type="checkbox"/>	<input checked="" type="checkbox"/>	<input type="checkbox"/>
Spurious Emissions radiated – Transmitter operating	15.247(d)	<input checked="" type="checkbox"/>	<input checked="" type="checkbox"/>	<input type="checkbox"/>
Spurious Emissions conducted – Transmitter operating	15.247	<input type="checkbox"/>	<input type="checkbox"/>	<input type="checkbox"/>
Carrier Frequency Separation	15.247(a) (1)	<input checked="" type="checkbox"/>	<input checked="" type="checkbox"/>	<input type="checkbox"/>
Number of Hopping Frequencies	15.247(a) (1)(i)	<input checked="" type="checkbox"/>	<input checked="" type="checkbox"/>	<input type="checkbox"/>
Time of Occupancy (Dwell Time)	15.247(a) (1)(i)	<input checked="" type="checkbox"/>	<input checked="" type="checkbox"/>	<input type="checkbox"/>
20 dB Bandwidth	15.247(a) (1)(i)	<input checked="" type="checkbox"/>	<input checked="" type="checkbox"/>	<input type="checkbox"/>
Minimum 6 dB Bandwidth	15.247(a)(2)	<input checked="" type="checkbox"/>	<input checked="" type="checkbox"/>	<input type="checkbox"/>
Band-edge Compliance of RF Emission	15.247(d)	<input checked="" type="checkbox"/>	<input checked="" type="checkbox"/>	<input type="checkbox"/>
Peak Power Spectral Density	15.247(e)	<input checked="" type="checkbox"/>	<input checked="" type="checkbox"/>	<input type="checkbox"/>
Radiated Emission from Receiver Part	15.109	<input type="checkbox"/>	<input type="checkbox"/>	<input type="checkbox"/>
Power Line Conducted Emission	15.207(a)	<input checked="" type="checkbox"/>	<input checked="" type="checkbox"/>	<input type="checkbox"/>



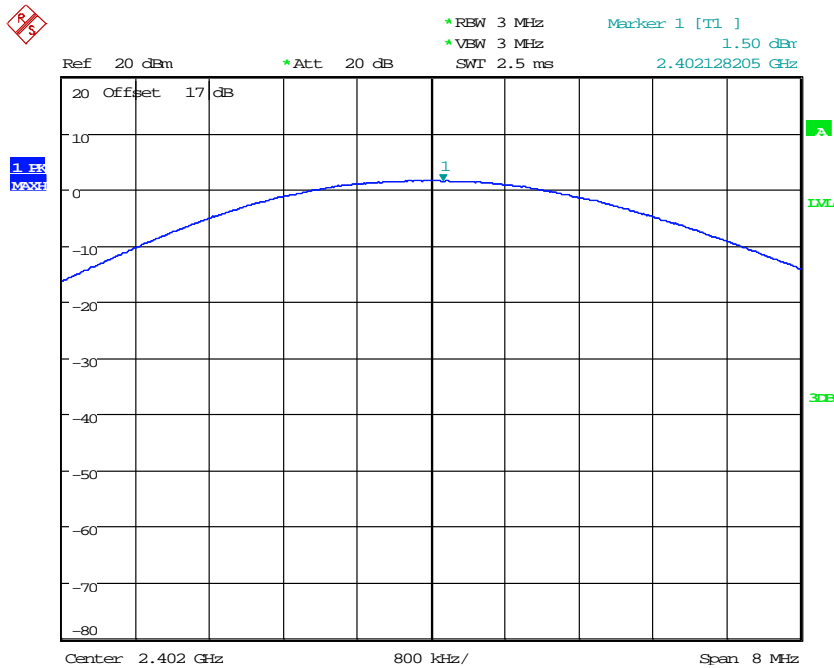
Registration number: W6M21904-18988-C-1
FCC ID: 2AGZW03595

3.1 Peak Output Power (transmitter)

FCC Rule: 15.247(b)(3)

This measurement applies to equipment with an integral antenna and to equipment with an antenna connector and equipped with an antenna as declared by the applicant.
The power was measured with modulation (declared by the applicant).

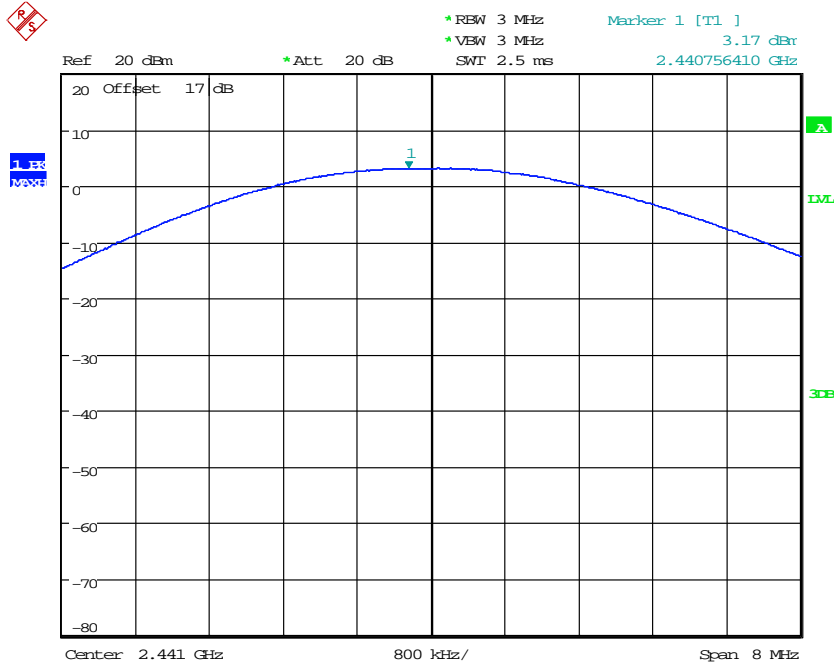
Bluetooth 2.0
Normal mode



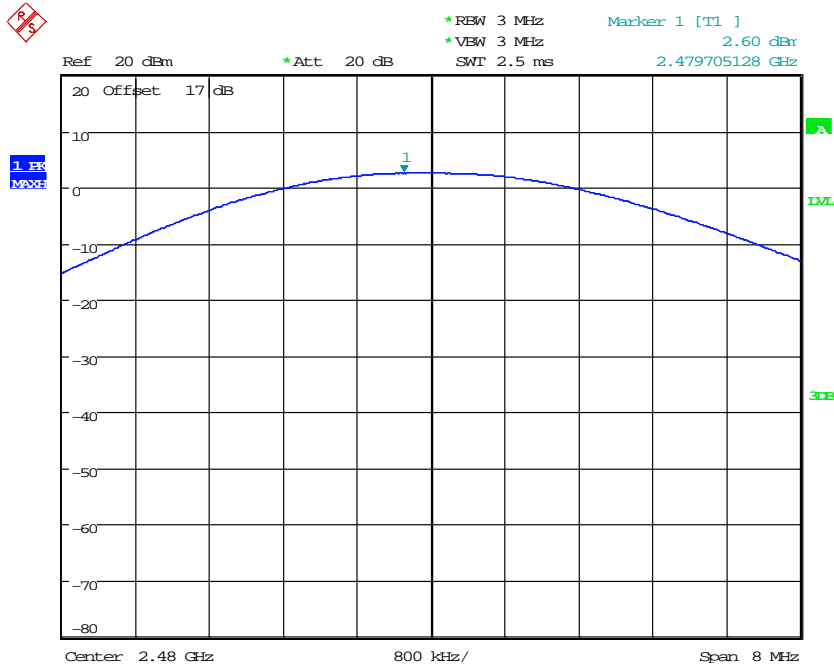
MAX OUTPUT POWER CH0
Date: 26.NOV.2019 11:20:53



Registration number: W6M21904-18988-C-1
FCC ID: 2AGZW03595



MAX OUTPUT POWER CH39
Date: 26.NOV.2019 11:21:15

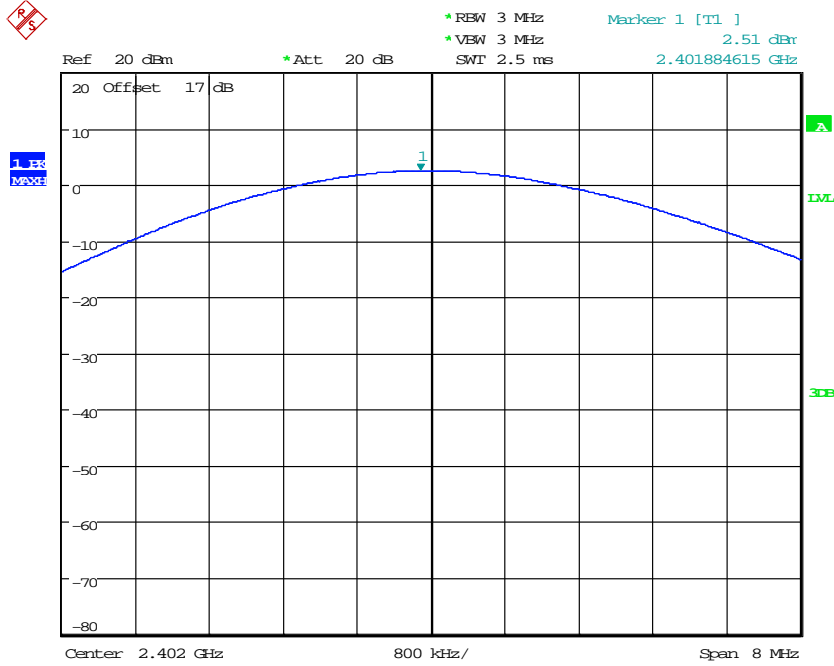


MAX OUTPUT POWER CH78
Date: 26.NOV.2019 11:21:31

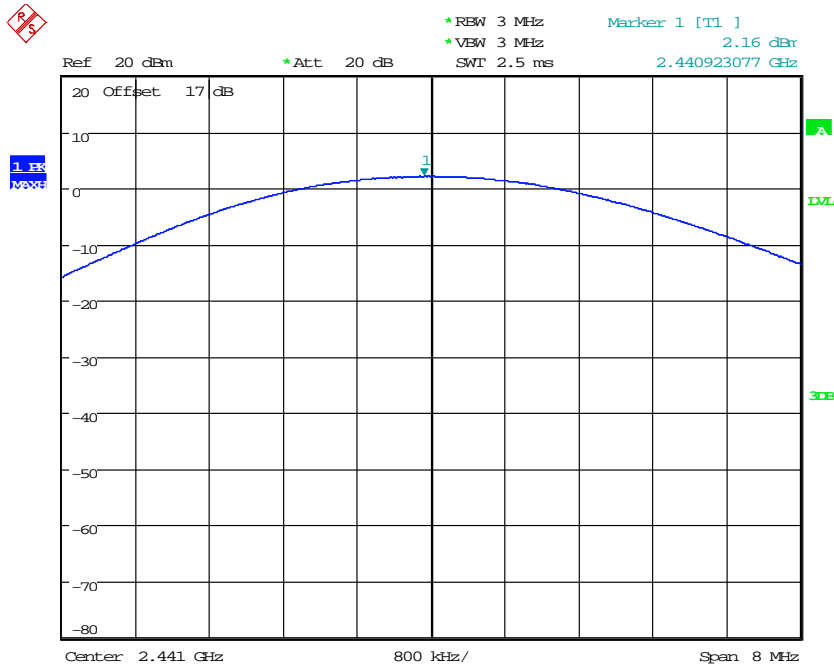


Registration number: W6M21904-18988-C-1
FCC ID: 2AGZW03595

EDR mode



MAX OUTPUT POWER CH0 EDR MODE
Date: 26.NOV.2019 11:17:51

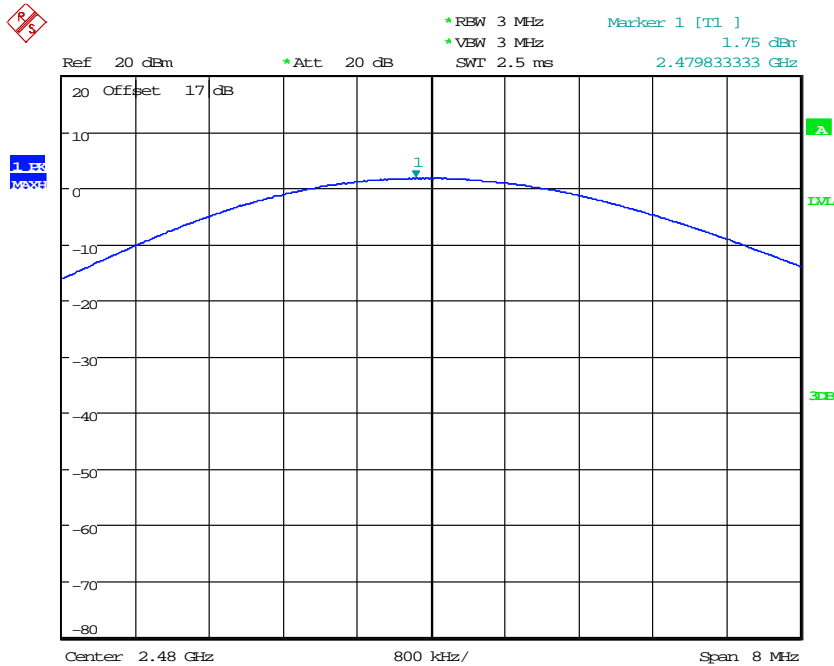


MAX OUTPUT POWER CH39 EDR MODE
Date: 26.NOV.2019 11:18:39



Registration number: W6M21904-18988-C-1

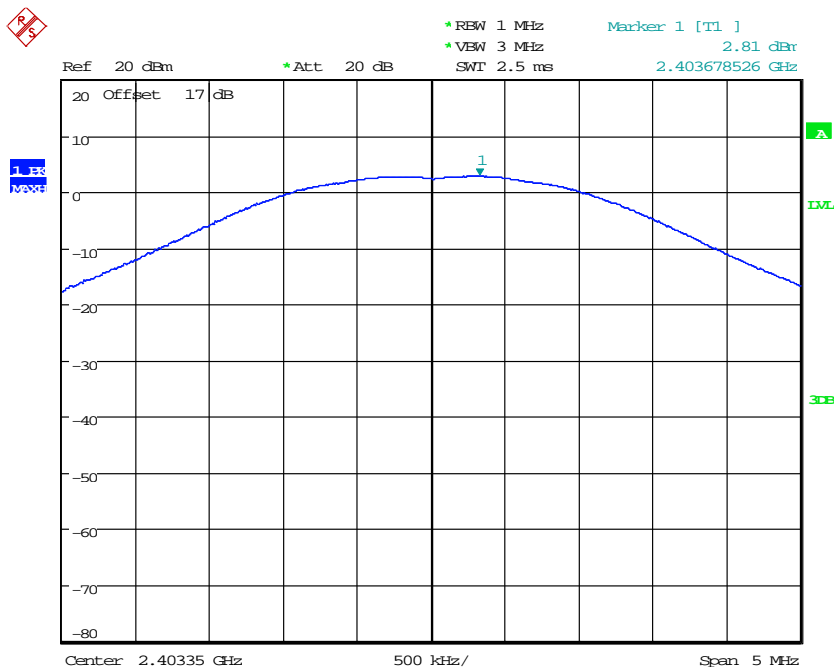
FCC ID: 2AGZW03595



MAX OUTPUT POWER CH78 EDR MODE

Date: 26.NOV.2019 11:19:17

2.4G ANT 1

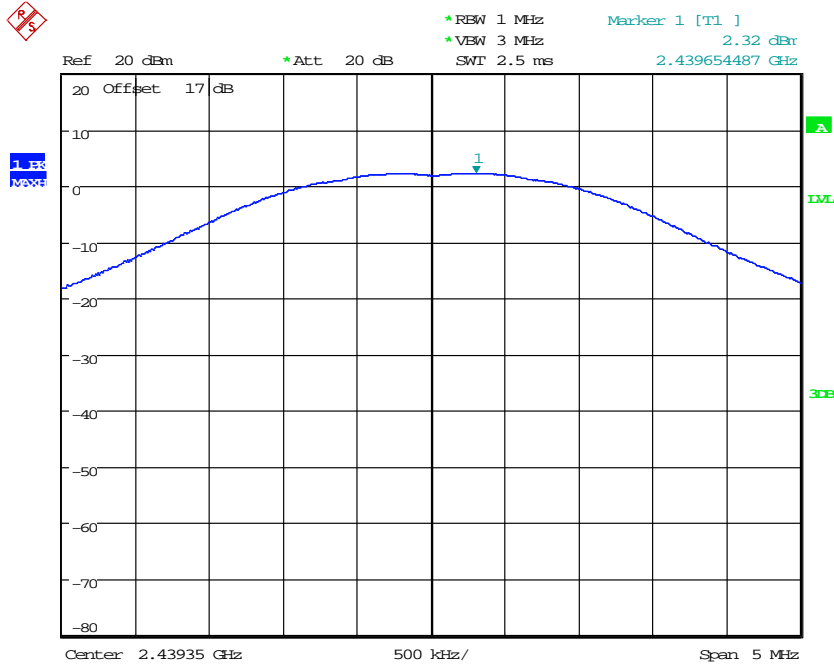


MAX OUTPUT POWER

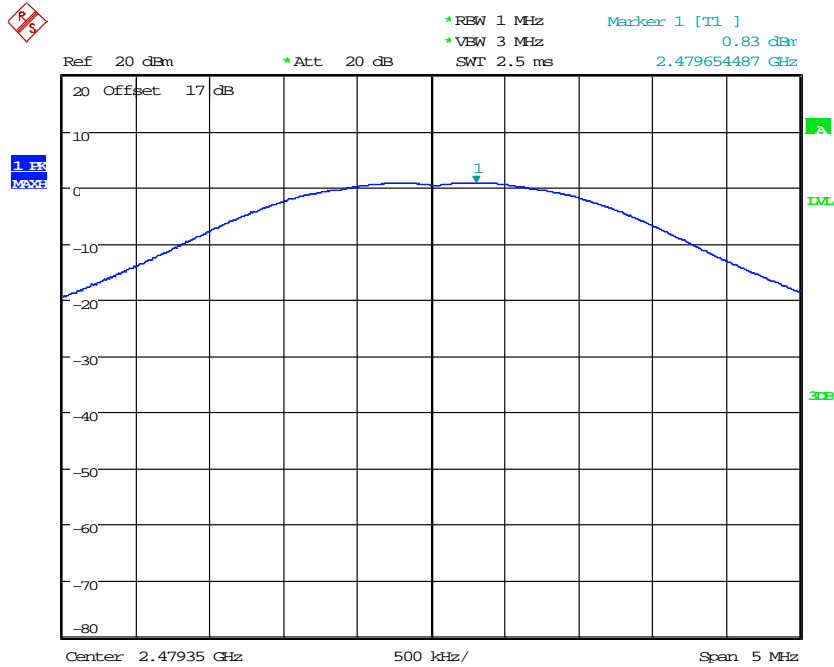
Date: 7.NOV.2019 16:10:03



Registration number: W6M21904-18988-C-1
FCC ID: 2AGZW03595



MAX OUTPUT POWER
Date: 7.NOV.2019 16:09:47

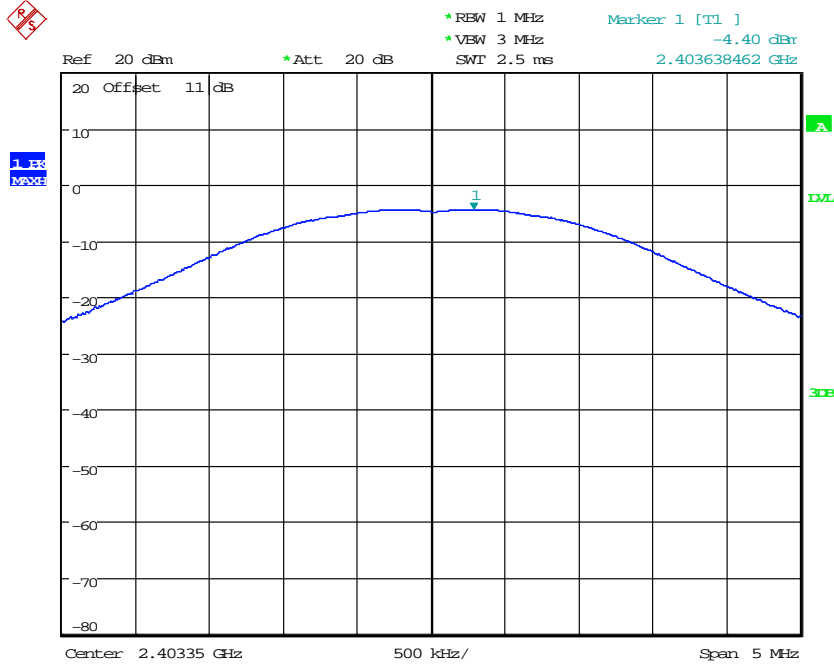


MAX OUTPUT POWER
Date: 7.NOV.2019 16:09:25

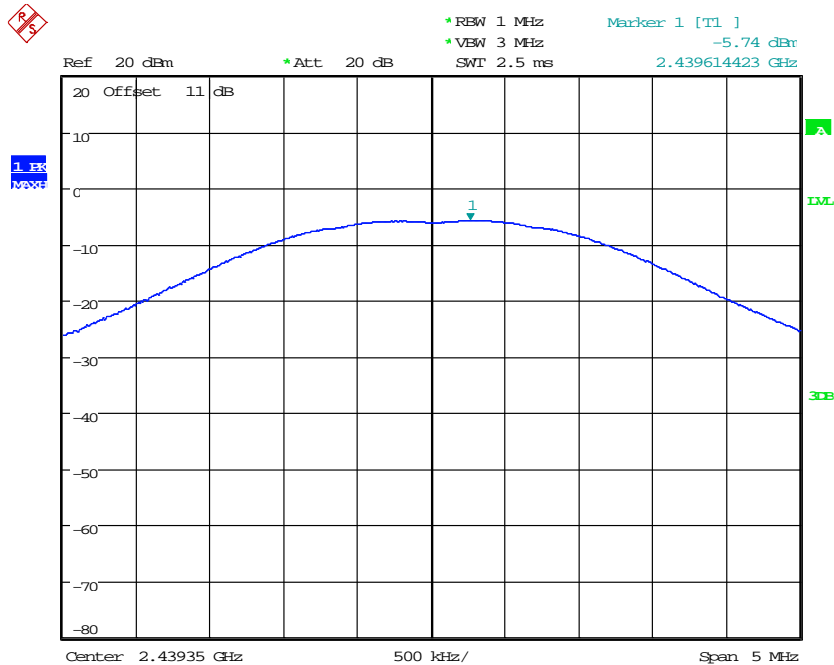


Registration number: W6M21904-18988-C-1
FCC ID: 2AGZW03595

2.4G ANT 2



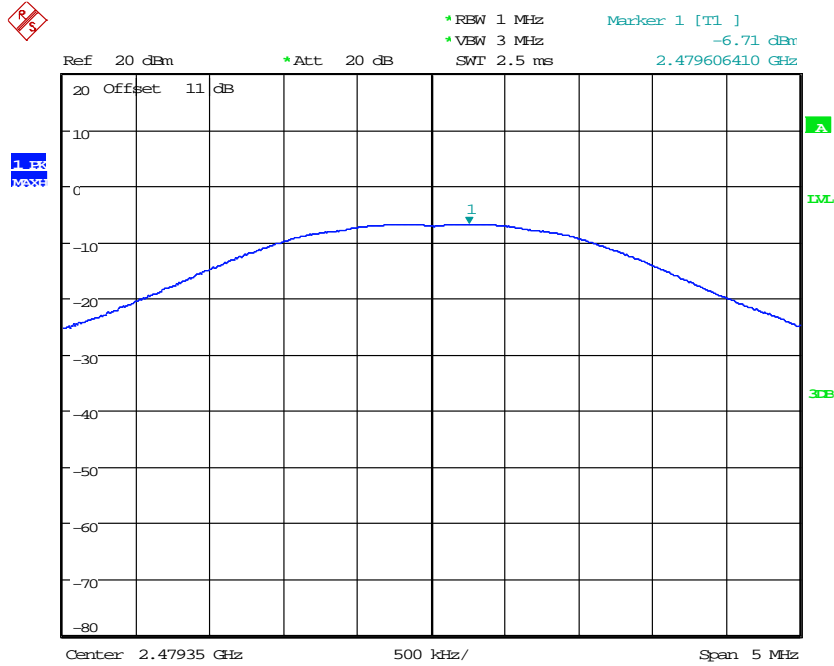
MAX OUTPUT POWER
Date: 12.NOV.2019 17:26:17



MAX OUTPUT POWER
Date: 12.NOV.2019 17:26:38



Registration number: W6M21904-18988-C-1
 FCC ID: 2AGZW03595



MAX OUTPUT POWER
 Date: 12.NOV.2019 17:27:48

Limits:

Frequency MHz	Power dBm
902 - 928	30
2400 – 2483.5	30
5725 – 5850	30

In case of employing transmitter antennas having antenna gain > 6 dBi and using fixed point-to point operation consider §15.247 (b)(4)

Test equipment used: ETSTW-RE 055, ETSTW-RE 050, ETSTW-RE 064



Registration number: W6M21904-18988-C-1
FCC ID: 2AGZW03595

3.2 Equivalent isotropic radiated power

FCC Rule: 15.247(b)(3)

Bluetooth 2.0+EDR

Test exclusion = max. conducted output power

Test exclusion = 3.17 dBm

Limit: EIRP = +36 dBm for Antenna gain <6dBi

2.4G ANT 1

Test exclusion = max. conducted output power

Test exclusion = 2.81 dBm

Limit: EIRP = +36 dBm for Antenna gain <6dBi

2.4G ANT 2

Test exclusion = max. conducted output power

Test exclusion = -4.40 dBm

Limit: EIRP = +36 dBm for Antenna gain <6dBi

Test equipment used: ETSTW-RE 055

3.3 RF Exposure Compliance Requirements

RESULT:

Test standard : FCC KDB Publication
447498 D01 General RF Exposure Guidance v06

According to 447498 D01 General RF Exposure Guidance v06:

SAR evaluation, by measurement or numerical simulation, is not required when the corresponding SAR Exclusion Threshold condition, listed below, is satisfied.

The enclosure of the device provides ≥ 0.5 cm separation from the antenna elements to significant metal parts of the enclosure to minimize potential perturbations.

Frequency Band: 2400-2483.5 MHz

Maximum Power fed to Antenna (BT2.0): 2.0749 mW

Maximum Power fed to Antenna (2.4G ANT 1): 1.9099 mW

Maximum Power fed to Antenna (2.4G ANT 2): 0.3631 mW



Worldwide Testing Services(Taiwan) Co., Ltd.

Registration number: W6M21904-18988-C-1
 FCC ID: 2AGZW03595

Separation distances:

Radiator to user: > 5 mm

Distance prescribed in user manual: > 5 mm

MHz	5	10	15	20	25	mm
2450	10	19	29	38	48	SAR Test Exclusion Threshold (mW)

MHz	30	35	40	45	50	mm
2450	57	67	77	86	96	SAR Test Exclusion Threshold (mW)

MHz	50	60	70	80	90	100	110	120	130	140	150	160	170	180	190	mm
2450	96	196	296	396	496	596	696	796	896	996	1096	1196	1296	1396	1496	mW



Registration number: W6M21904-18988-C-1
FCC ID: 2AGZW03595

3.4 Transmitter Radiated Emissions in Restricted Bands

FCC Rules: 15.247 (d), 15.205, 15.209, 15.35

Radiated emission measurements were performed from 30 MHz to 26500 MHz.

For radiated emission tests, the analyzer setting was as followings:

Frequency \leq 1 GHz, RBW:100 kHz, VBW: 100 kHz (Peak measurements)

Frequency $>$ 1 GHz, RBW: 1 MHz, VBW: 1 MHz (Peak measurements)

Frequency $>$ 1 GHz , RBW:1 MHz , VBW: 10 Hz (Average measurements)

Limits.

For frequencies below 1GHz:

Frequency of Emission (MHz)	Field strength (microvolts/meter)	Field Strength (dB microvolts/meter)
30 - 88	100	40.0
88 - 216	150	43.5
216 - 960	200	46.0
Above	500	54.0

For frequencies above 1GHz (Average measurements).

Guidance on Measurement of Digit Transmission Systems:

“If the emission is pulsed, modify the unit for continuous operation, use the setting shown above, then correct the reading by subtracting the peak-average correction factor, derived from the appropriate duty cycle calculation.”

The correction factor, based on the total channel dwell time in a 100 ms period, may be mathematically applied to a measurement made with an average detector, to further reduce the value.

Duty cycle correction = $20 \log (\text{dwell time}/ 100\text{ms})$

Note: No duty cycle correction was added to the reading of this EUT.

Explanation: See attached diagrams in Appendix.



Registration number: W6M21904-18988-C-1

FCC ID: 2AGZW03595

3.5 Spurious Emissions (tx)

Spurious emission was measured with modulation (declared by manufacturer).

In any 100 kHz bandwidth outside the frequency band in which the intentional radiator is operating, the radio frequency power that is produced by the intentional radiator shall be at least 20dB below that in the 100 kHz bandwidth within the band that contains the highest level of the desired power, based on either an RF conducted or a radiated measurement. Attenuation below the general limits specified in § 15.209(a) is not required. In addition, radiated emissions which fall in the restricted bands, as defined in § 15.205(a), must also comply with the radiated emission limits specified in § 15.209(a) (see § 15.205(c))

FCC Rule: 15.247(c), 15.35

For out of band emissions that are close to or that exceed the 20 dB attenuation requirement described in the specification, radiated measurements were performed at a 3 m separation distance to determine whether these emissions complied with the general radiated emission requirement.

Limits:

For frequencies above 1GHz (Peak measurements).

Modified Limit for peak according to 15.35 (b) = Max Permitted average Limits + 20dB

For frequencies above 1GHz (Average measurements).

Max. reading – 20dB

Max. reading – 20 dB

Guidance on Measurement of Digit Transmission Systems:

“If the emission is pulsed, modify the unit for continuous operation, use the settings shown above, then correct the reading by subtracting the peak-average correction factor, derived from the appropriate duty cycle calculation.”

The correction factor, based on the total channel dwell time in a 100 ms period, may be mathematically applied to a measurement made with an average detector, to further reduce the value.

Duty Cycle correction = $20 \log (\text{dwell time}/100\text{ms})$

Test equipment used: ETSTW-RE 030, ETSTW-RE 111, ETSTW-RE 088, ETSTW-RE 018, ETSTW-RE 064

Note: No duty cycle correction was added to the reading of EUT.



Worldwide Testing Services(Taiwan) Co., Ltd.

Registration number: W6M21904-18988-C-1
 FCC ID: 2AGZW03595

SAMPLE CALCULATION OF LIMIT. All results will be updated by an automatic measuring system in accordance with point 2.3.

Calculation of test results:

Such factors like antenna correction, cable loss, external attenuation etc. are already included in the provided measurement results. This is done by using validated test software and calibrated test system according the accreditation requirements.

The peak and average spurious emission plots was measured with the average limits.

In the Table being listed the critical peak and average value and exhibit the compliance with the above calculated Limits.

If in the column's correction factor states a value then the max. Field strength in the same row is corrected by a value gained from the "Correction Factor".

Summary table with radiated data of the test plots

Model:	LS50RX	Date:	--
Mode:	--	Temperature:	-- °C Engineer: --
Polarization:	--	Humidity:	-- %

Frequency (MHz)	Reading (dBuV)	Detector	Factor (dB)	Result (dBuV/m)	Limit (dBuV/m)	Margin (dB)	Table Degree (Deg.)	Ant. High (cm)
--	--	--	--	--	--	--	--	--
--	--	--	--	--	--	--	--	--

Frequency (MHz)	Reading (dBuV)		Factor (dB) Corr.	Result @3m (dBuV/m)		Limit @3m (dBuV/m)		Margin (dB)	Table Degree (Deg.)	Ant. High (cm)
	Peak	Ave.		Peak	Ave.	Peak	Ave.			
--	--	--	--	--	--	--	--	--	--	--
--	--	--	--	--	--	--	--	--	--	--

Note

1. Correction Factor = Antenna factor + Cable loss - Preamplifier
2. The formula of measured value as: Test Result = Reading + Correction Factor
3. Detector function in the form : PK = Peak, QP = Quasi Peak, AV = Average
4. All not in the table noted test results are more than 20 dB below the relevant limits.
5. Up Line: PK Limit Line, Down Line: Ave Limit Line.
6. After evaluated, the test result in this report adopt the worst case to measure, please see attached diagrams in appendix.

TEST RESULT (Transmitter): The unit DOES meet the FCC requirements.

Test equipment used: ETSTW-RE 030, ETSTW-RE 111, ETSTW-RE 088, ETSTW-RE 018, ETSTW-RE 064

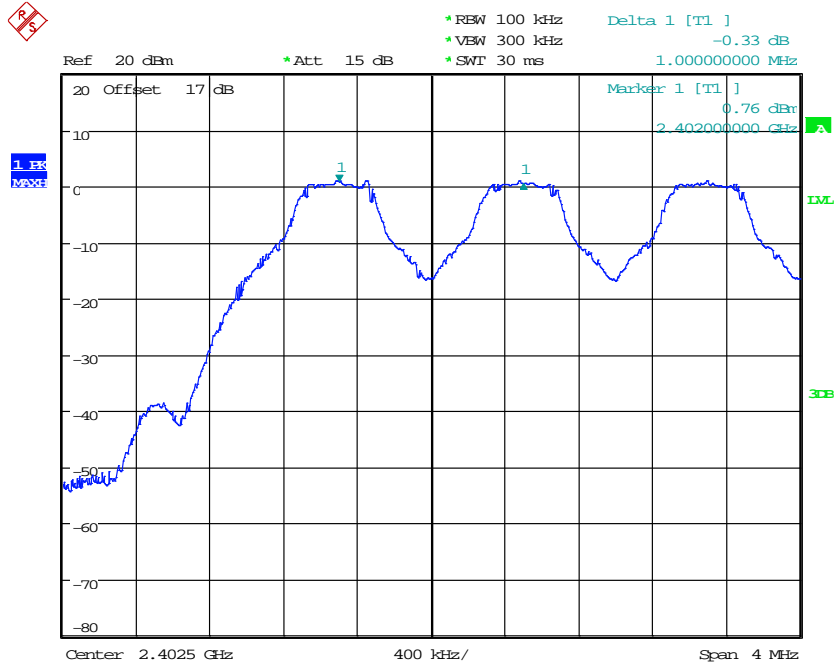


Registration number: W6M21904-18988-C-1
FCC ID: 2AGZW03595

3.6 Carrier Frequency Separation

Carrier Frequency Separation was measured with modulation (declared by manufacturer). According to FCC rules part 15 subpart C §15.247 frequency hopping systems shall have hopping channel carrier frequencies separated by a minimum of 25 kHz or 20 dB bandwidth of the hopping channel, whichever is greater.

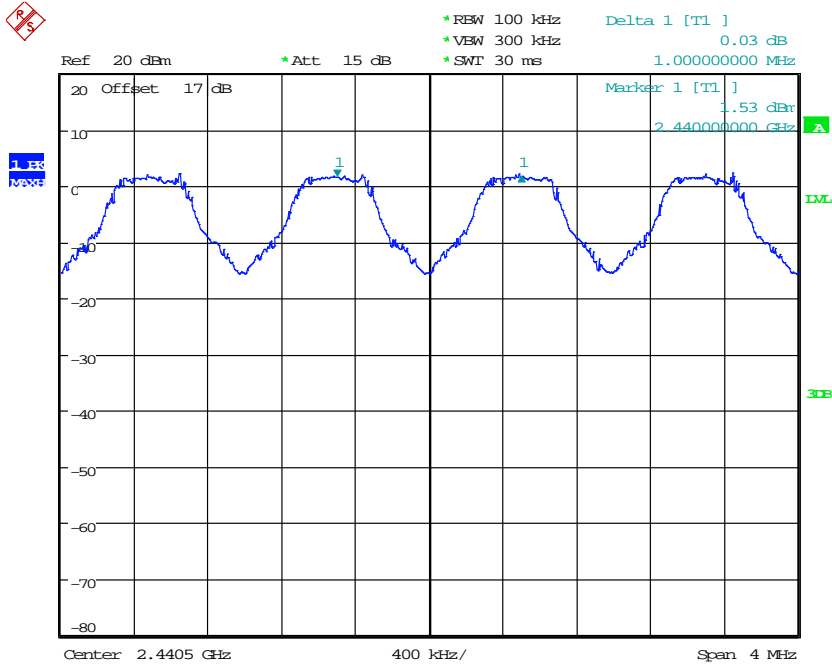
Bluetooth 2.0
Normal mode



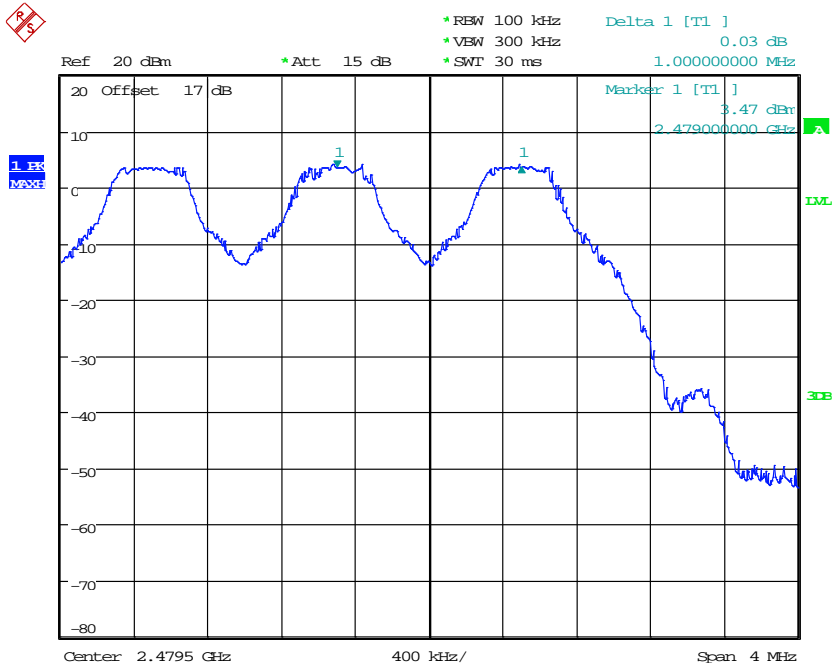
FREQUENCY SEPARATION CH0
Date: 13.NOV.2019 10:28:50



Registration number: W6M21904-18988-C-1
FCC ID: 2AGZW03595



FREQUENCY SEPARATION CH39
Date: 13.NOV.2019 10:29:34



FREQUENCY SEPARATION CH78
Date: 13.NOV.2019 10:30:22



Worldwide Testing Services(Taiwan) Co., Ltd.

Registration number: W6M21904-18988-C-1
FCC ID: 2AGZW03595

Limits:

Frequency Range MHz	Limits	
	20 dB bandwidth < 25 kHz	20 dB bandwidth > 25 kHz
902-928	25 kHz	20 dB bandwidth
2400-2483.5 5725-5850.0	25 kHz	20 dB bandwidth

Test equipment used: ETSTW-RE 055, ETSTW-RE 064



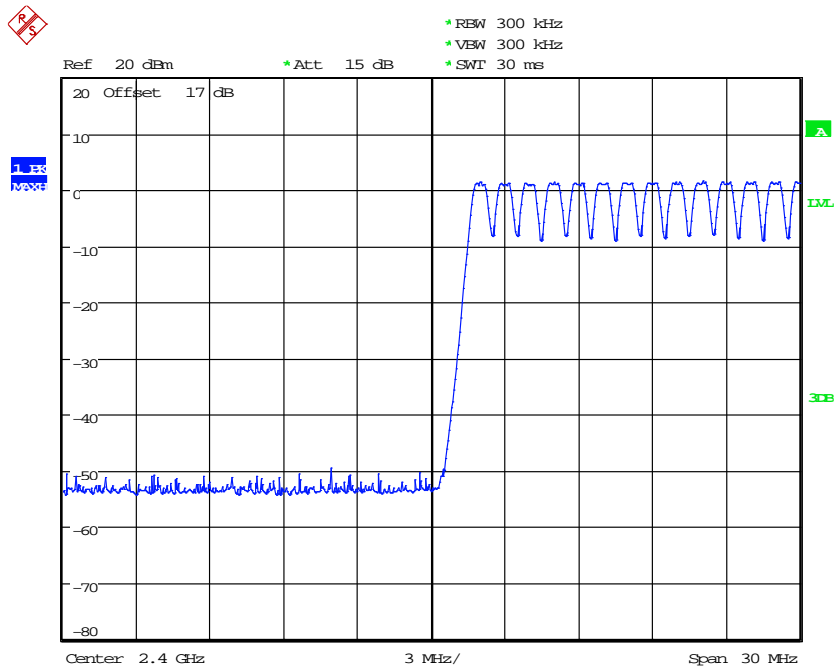
Registration number: W6M21904-18988-C-1
FCC ID: 2AGZW03595

3.7 Number of Hopping Frequencies

According to FCC rules part 15 subpart C §15.247 frequency hopping systems operating in the 2400-2483.5 MHz band shall use at least 15 hopping frequencies. Frequency hopping systems in 5725-5850 MHz bands shall use least 75 hopping frequencies.

For frequency hopping systems operating in the 902-928 MHz band: if the 20dB bandwidth of the hopping channel is less than 250 kHz, the system shall use at least 50 hopping frequencies; if the 20dB bandwidth of the hopping channel 250 kHz or greater, the system shall use at least 25 hopping frequencies.

Bluetooth 2.0

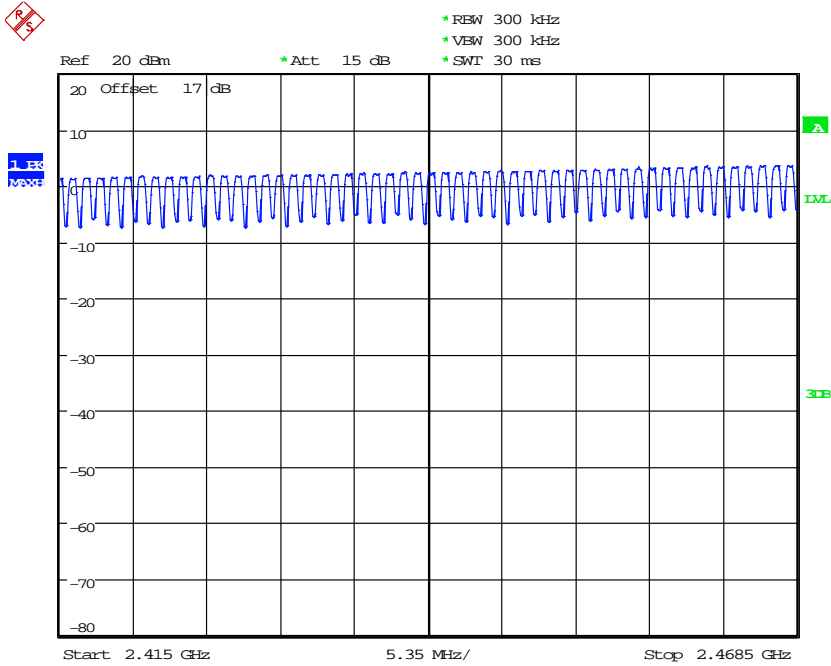


NUMBER OF HOPPING CH0-13
Date: 13.NOV.2019 10:26:10

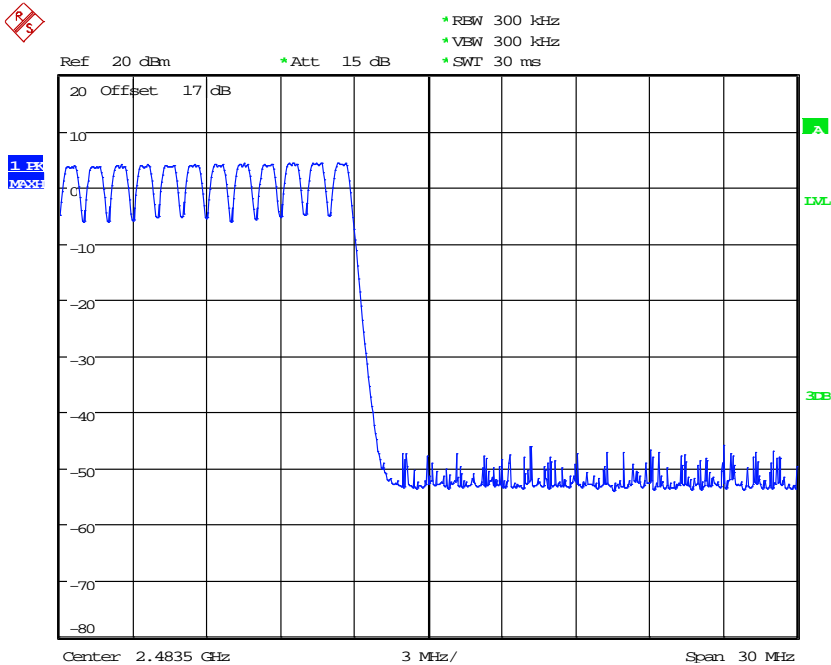


Worldwide Testing Services(Taiwan) Co., Ltd.

Registration number: W6M21904-18988-C-1
FCC ID: 2AGZW03595



NUMBER OF HOPPING CH14-66
Date: 13.NOV.2019 10:27:58



NUMBER OF HOPPING CH67-78
Date: 13.NOV.2019 10:26:50



Registration number: W6M21904-18988-C-1
FCC ID: 2AGZW03595

Limits:

Frequency Range MHz	Limit	
	20dB Bandwidth	Number of Channels
902-928 MHz	Bandwidth < 250 kHz	≥ 50
	Bandwidth ≥ 250 kHz	≥ 25
2400-2483.5	not defined	15
5725-5850.0 MHz	1 MHz	75

Test equipment used: ETSTW-RE 055, ETSTW-RE 064

3.7.1 Pseudorandom Frequency Hopping Sequence

The generation of the hopping sequence is determined by the Bluetooth core specification and complies with the FCC requirements.

3.7.2 Coordination of hopping sequences to other transmitters

According to the Bluetooth core specification such a coordination is not possible. During scatternet function only one of the two hopping sequences will be used at a definite moment.

3.7.3 System Receiver Hopping Capability

According to the Bluetooth core specification. The system receivers shift frequencies in synchronization with the transmitted signals.



Registration number: W6M21904-18988-C-1
FCC ID: 2AGZW03595

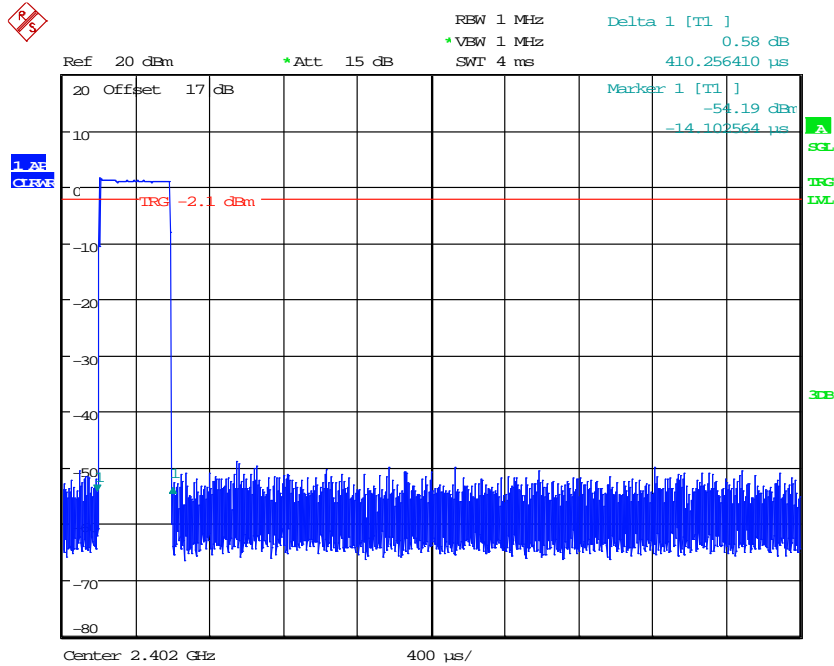
3.8 Time of Occupancy (Dwell Time)

Frequency hopping systems operating in the 5725-5850 MHz band shall use an average time of occupancy on any frequency not greater than 0.4 seconds within a 30 second period.

In 2400-2483.5 MHz band the average time of occupancy on any channel shall not be greater than 0.4 seconds multiplied by the number of hopping channels employed.

For frequency hopping systems operating in the 902-928 MHz band: if the 20dB bandwidth of the hopping channel is less than 250 kHz, the average time of occupancy on any frequency shall not be greater than 0.4 seconds within a 20 second period; if the 20dB bandwidth of the hopping channel is 250 kHz or greater, the average time of occupancy on any frequency shall not be greater than 0.4 seconds within a 10 second period.

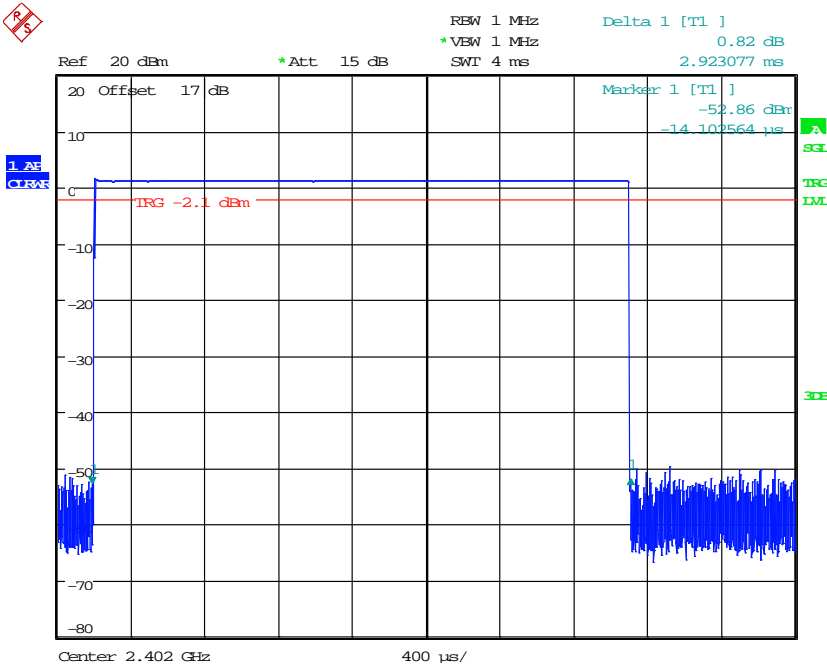
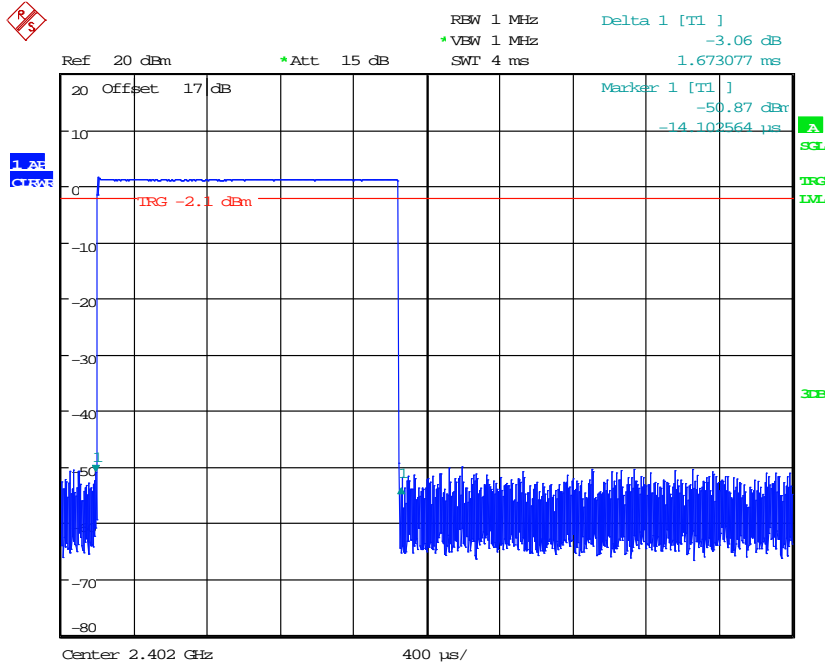
Bluetooth 2.0



DWELL TIME CH0 DH1 (0.410ms * 320event=131.2ms)
Date: 13.NOV.2019 11:28:57

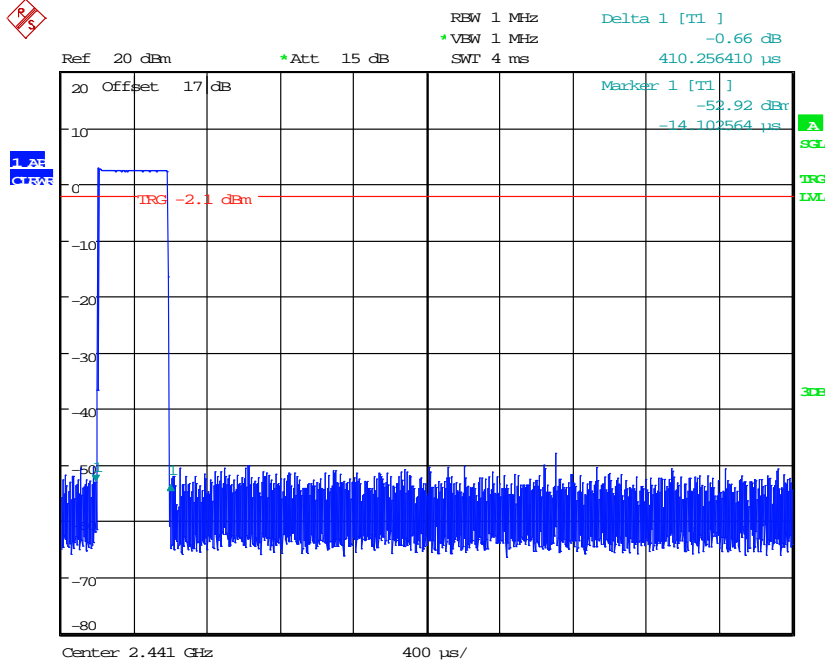


Registration number: W6M21904-18988-C-1
FCC ID: 2AGZW03595



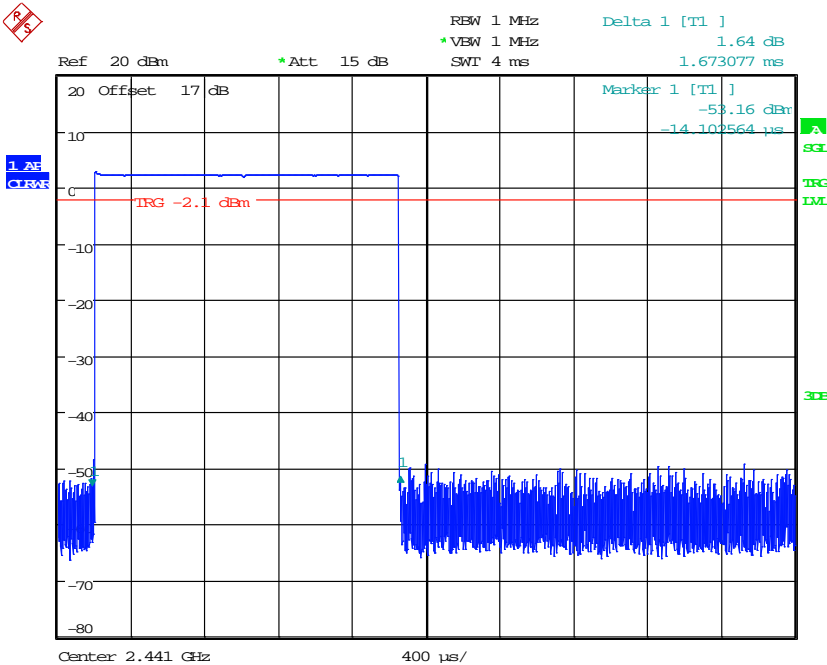


Registration number: W6M21904-18988-C-1
FCC ID: 2AGZW03595



DWELL TIME CH39 DH1 (0.410ms * 320event=131.2ms)

Date: 13.NOV.2019 11:29:20



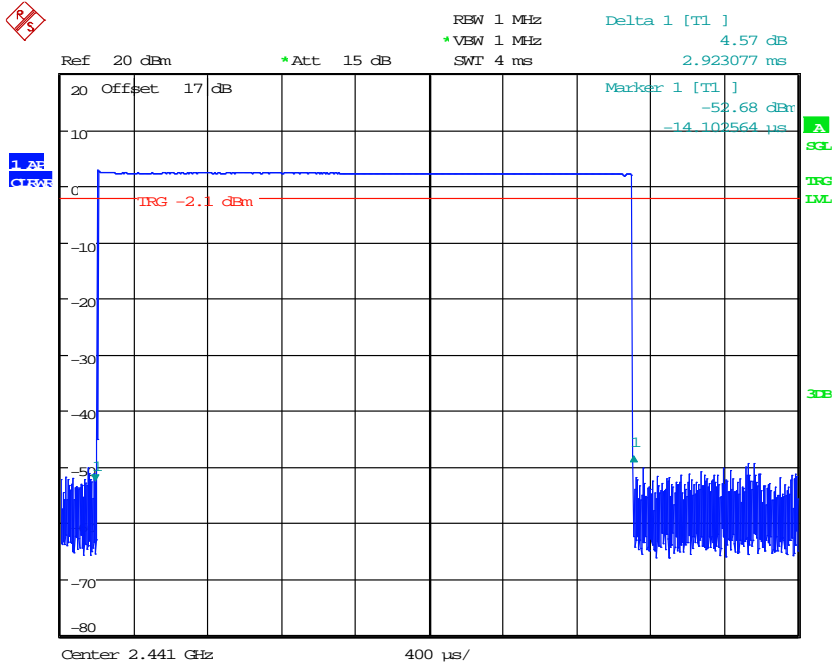
DWELL TIME CH39 DH3 (1.673ms * 160event=267.68ms)

Date: 13.NOV.2019 11:26:25



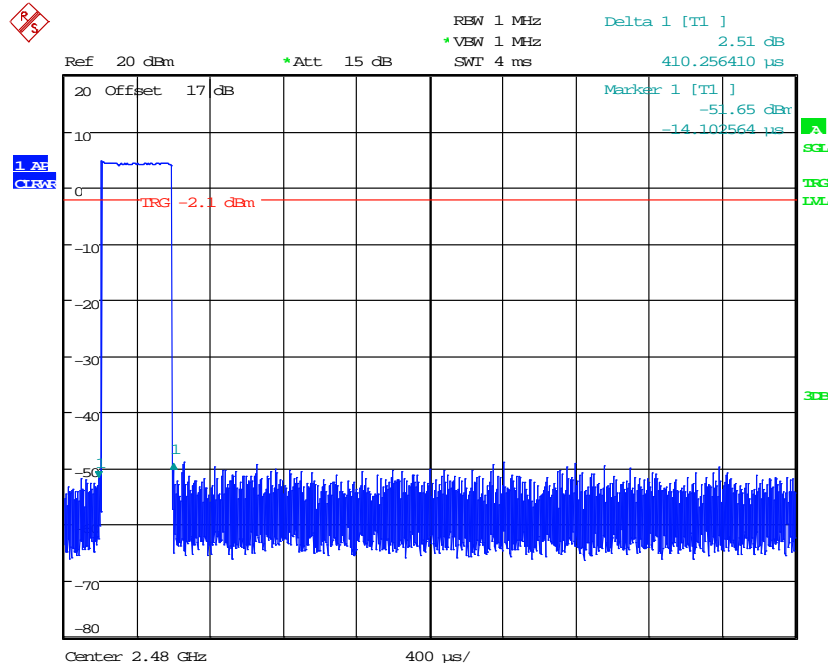
Worldwide Testing Services(Taiwan) Co., Ltd.

Registration number: W6M21904-18988-C-1
FCC ID: 2AGZW03595



DWELL TIME CH39 DH5 (2.923ms * 106event=309.838ms)

Date: 13.NOV.2019 11:24:05

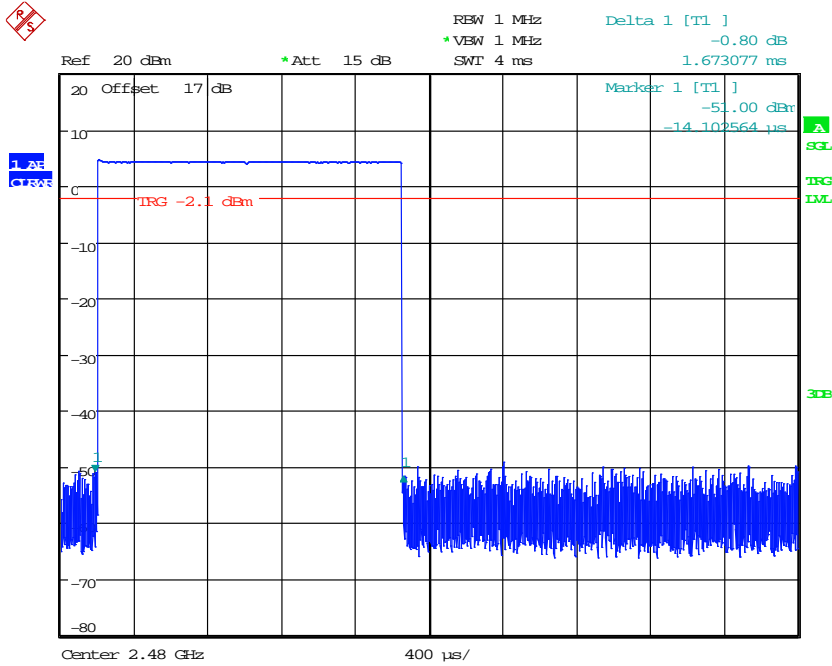


DWELL TIME CH78 DH1 (0.410ms * 320event=131.2ms)

Date: 13.NOV.2019 11:29:39

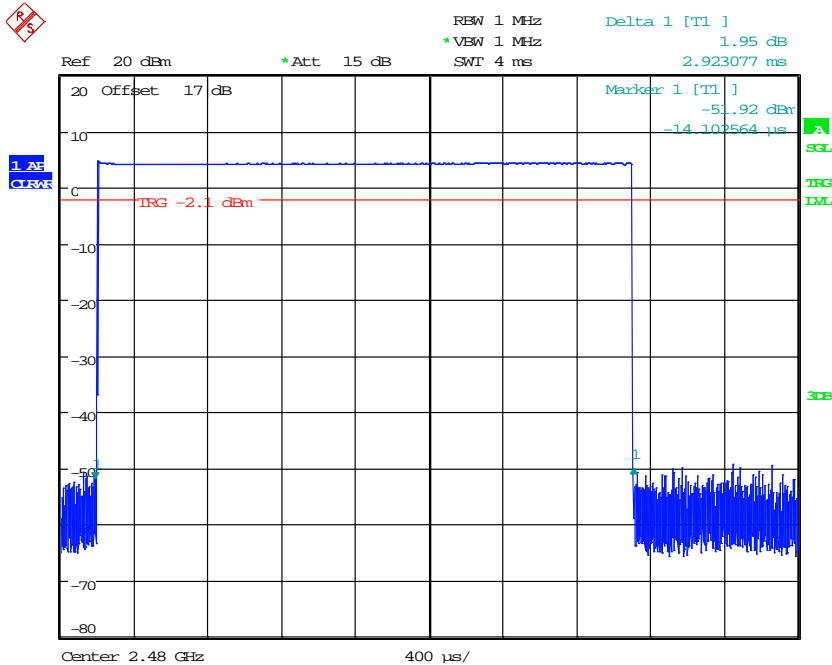


Registration number: W6M21904-18988-C-1
FCC ID: 2AGZW03595



DWELL TIME CH78 DH3 (1.673ms * 160event=267.68ms)

Date: 13.NOV.2019 11:26:04



DWELL TIME CH78 DH5 (2.923ms * 106event=309.838ms)

Date: 13.NOV.2019 11:24:28



Registration number: W6M21904-18988-C-1
FCC ID: 2AGZW03595

Limits and measurement periods:

Frequency MHz	Number of channels	Measurement Periode	Limit
902 – 928	≥ 50	20 s	0.4 s
	$49 \geq 25$	10 s	0.4 s
2400 – 2483.5	≥ 15	0.4 s * number of used channels	0.4 s
5725- 5850	≥ 75	30 s	0.4s

Test equipment used: ETSTW-RE 055, ETSTW-RE 064



Registration number: W6M21904-18988-C-1
FCC ID: 2AGZW03595

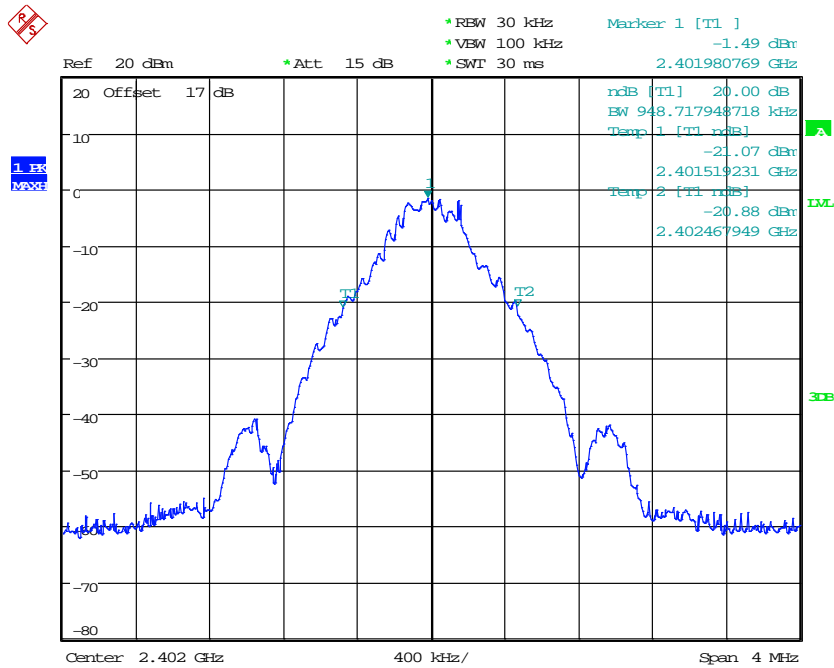
3.9 20dB Bandwidth

Frequency hopping systems operating in the 5725-5850 MHz bands shall use a maximum 20dB bandwidth of 1 MHz.

The 20dB bandwidth is measured on the lowest, middle and highest hopping channel.

For frequency hopping systems operating in the 902-928 MHz band the maximum 20dB bandwidth of the hopping channel is 500 kHz.

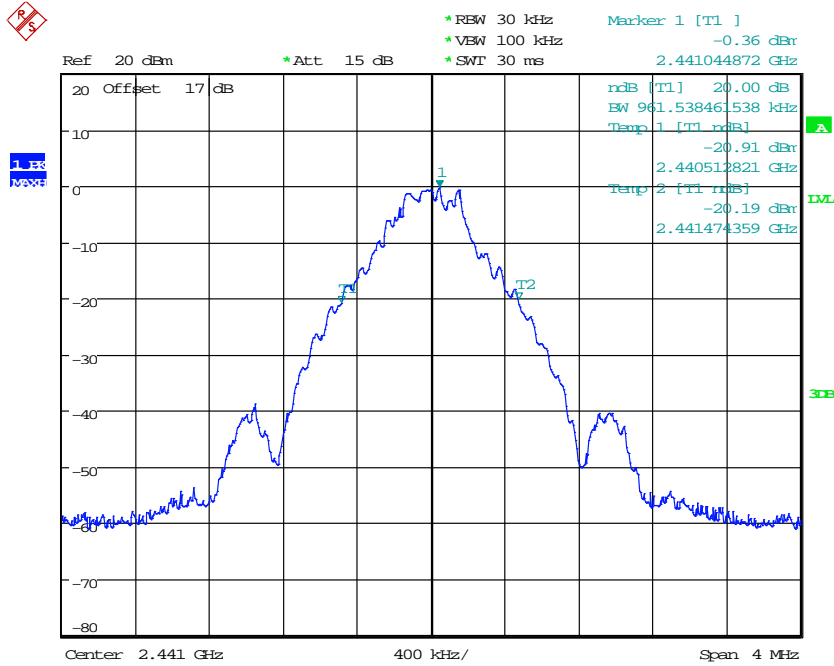
Bluetooth 2.0
Normal mode



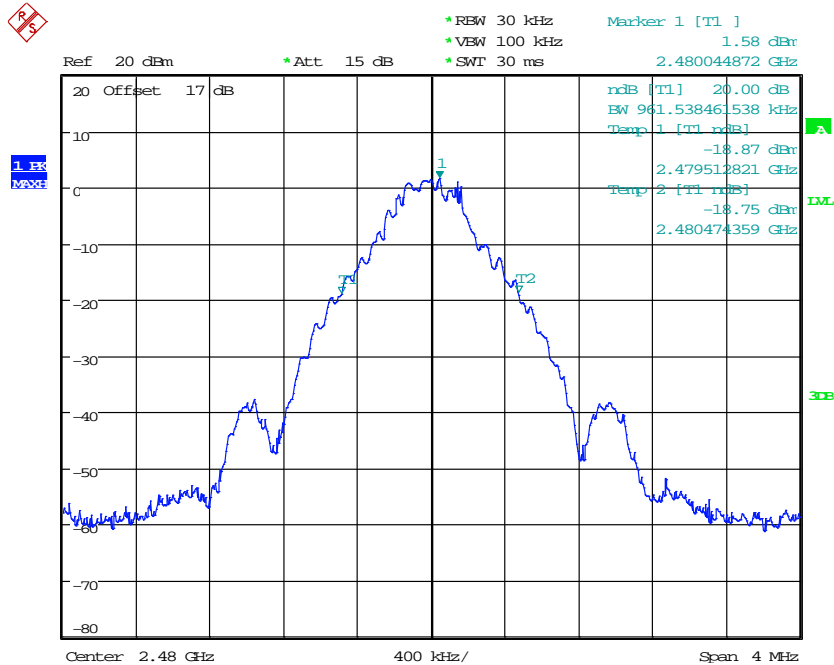
20DB BANDWIDTH CH0
Date: 13.NOV.2019 10:20:46



Registration number: W6M21904-18988-C-1
FCC ID: 2AGZW03595



20DB BANDWIDTH CH39
Date: 13.NOV.2019 10:24:22



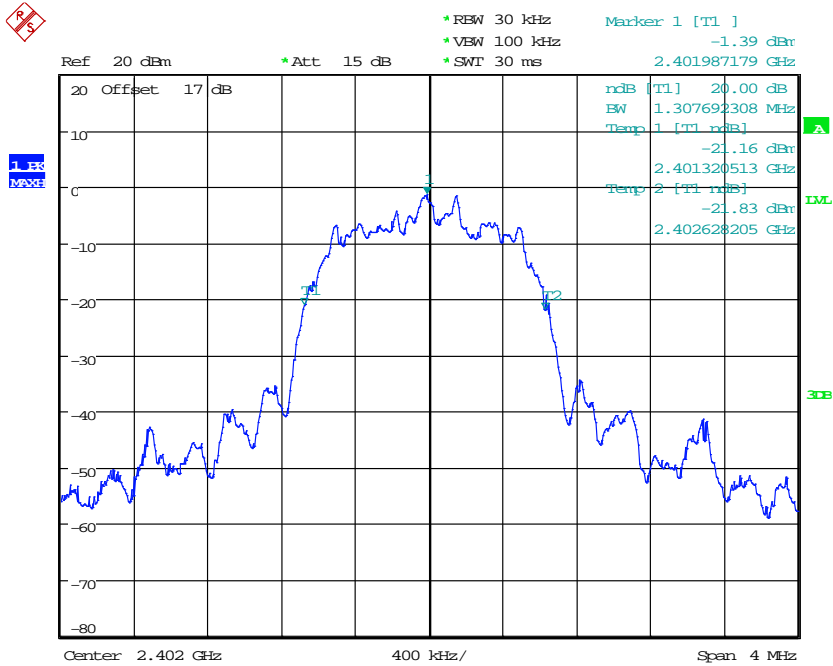
20DB BANDWIDTH CH78
Date: 13.NOV.2019 10:25:06



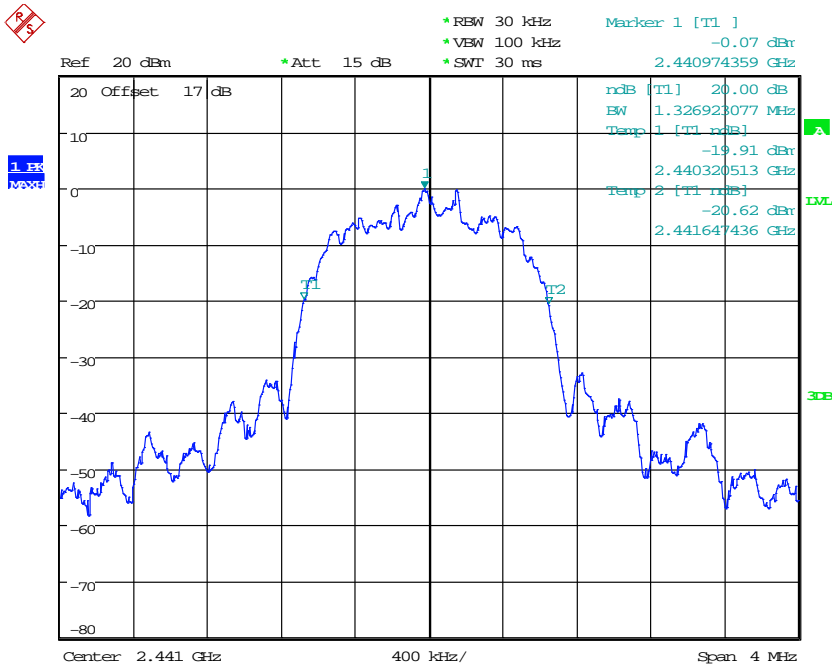
Worldwide Testing Services(Taiwan) Co., Ltd.

Registration number: W6M21904-18988-C-1
FCC ID: 2AGZW03595

EDR mode



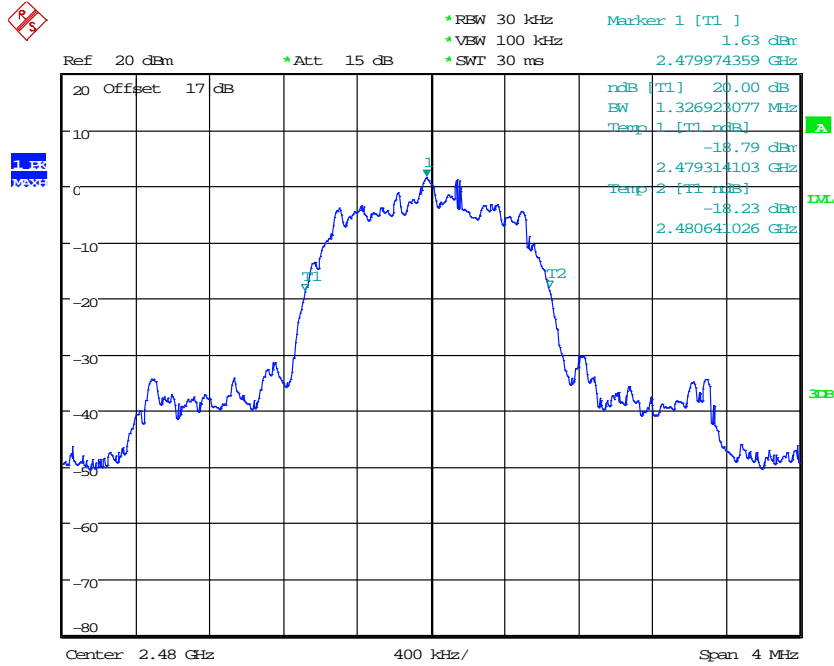
20DB BANDWIDTH CH0 EDR MODE
Date: 13.NOV.2019 10:40:38



20DB BANDWIDTH CH39 EDR MODE
Date: 13.NOV.2019 10:41:30



Registration number: W6M21904-18988-C-1
 FCC ID: 2AGZW03595



20DB BANDWIDTH CH78 EDR MODE
 Date: 13.NOV.2019 10:42:06

Limits:

Frequency Range / MHz	Limit
902-928	≤ 500 kHz
2400-2483.5	not defined
5725-5850	≤ 1 MHz

Test equipment used: ETSTW-RE 055, ETSTW-RE 064

3.9.1 System Receiver Input Bandwidth

It is determined in the Bluetooth core specification. The value matches to the bandwidth of transmitter signal.

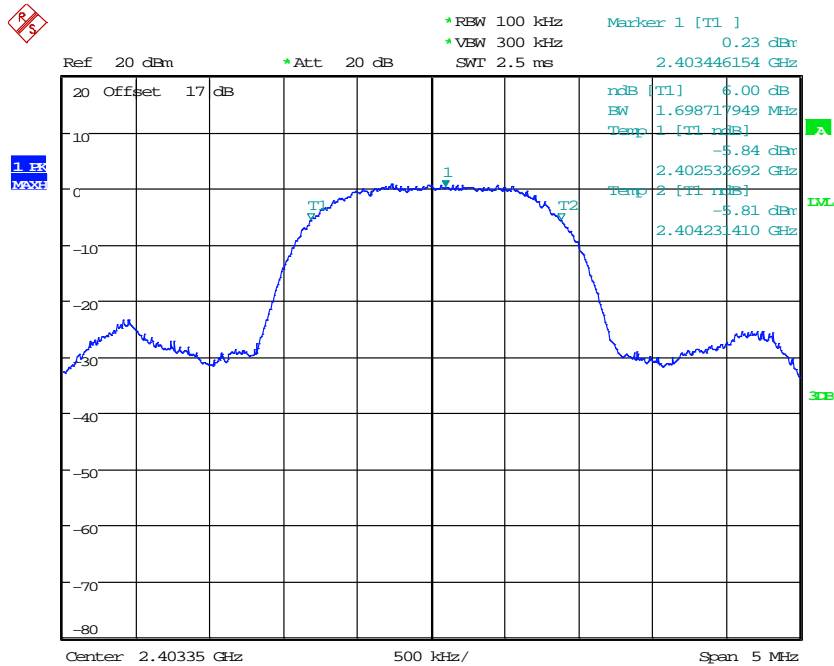


Registration number: W6M21904-18988-C-1
FCC ID: 2AGZW03595

3.10 Minimum 6 dB Bandwidth

The analyzer ResBW was set to 100 kHz. For each RF output channel investigated, the spectrum analyzer center frequency was set to the channel carrier. A PEAK reading was taken, two markers were set 6 dB below the maximum level on the right and the left side of the emission. The 6 dB bandwidth is the frequency difference between the two markers.

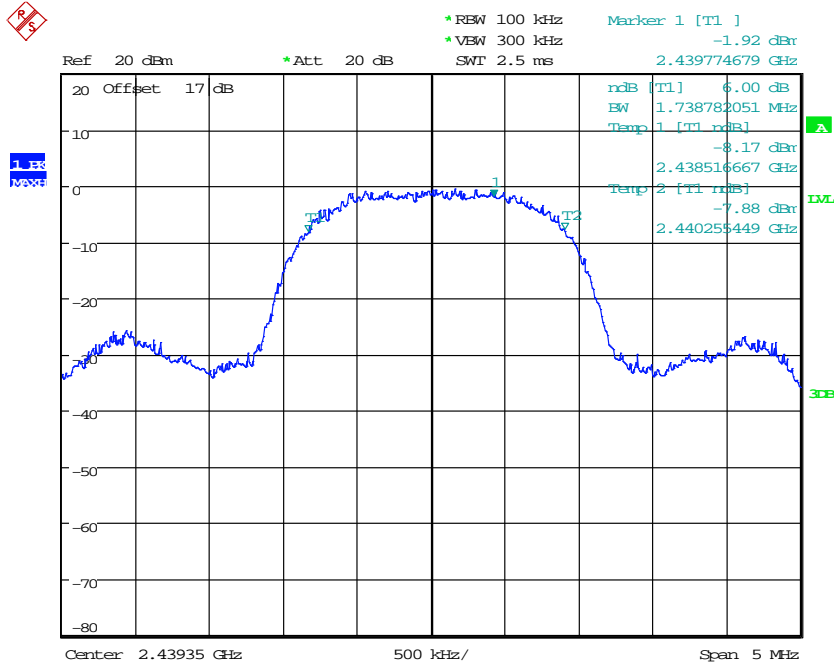
2.4G ANT 1



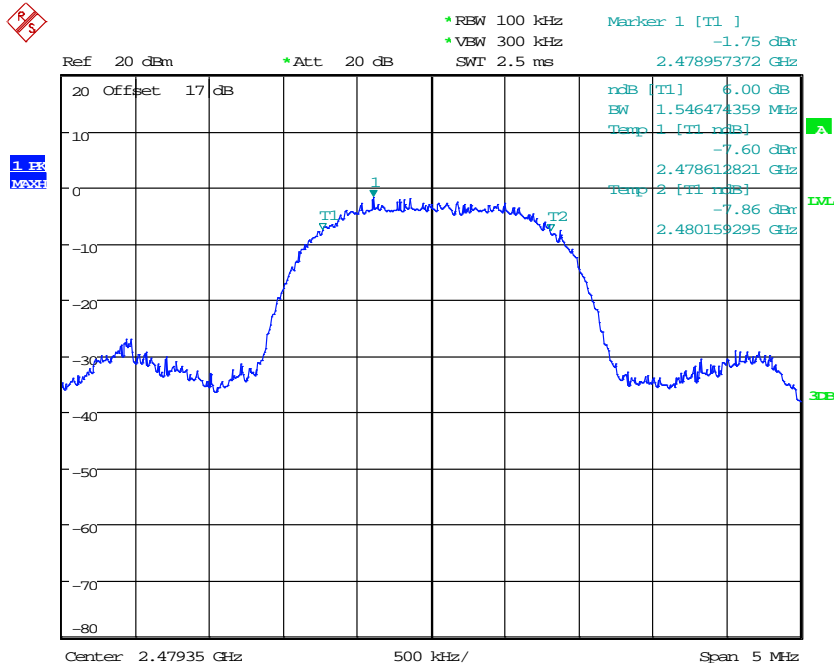
6DB BANDWIDTH
Date: 7.NOV.2019 15:55:28



Registration number: W6M21904-18988-C-1
 FCC ID: 2AGZW03595



6DB BANDWIDTH
 Date: 7.NOV.2019 15:59:43



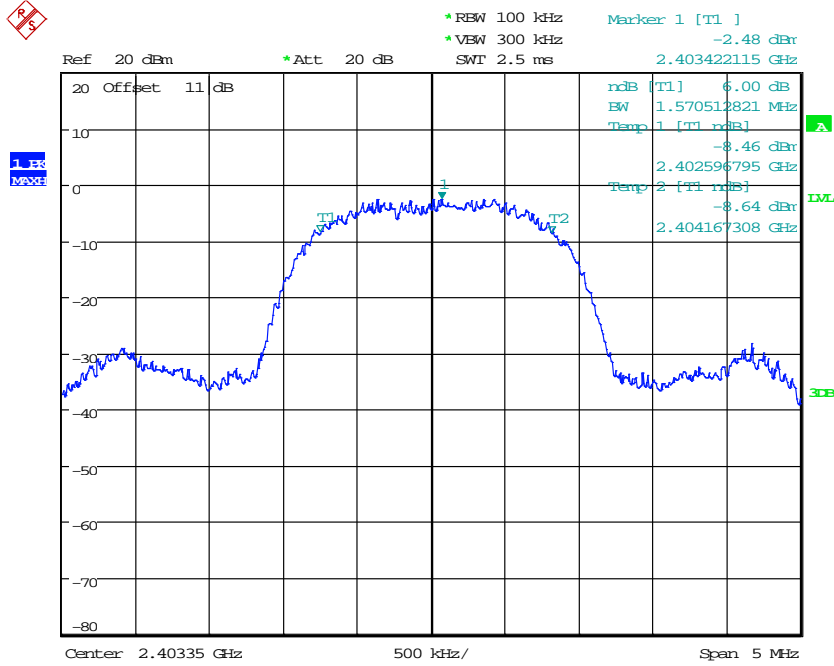
6DB BANDWIDTH
 Date: 7.NOV.2019 16:00:43



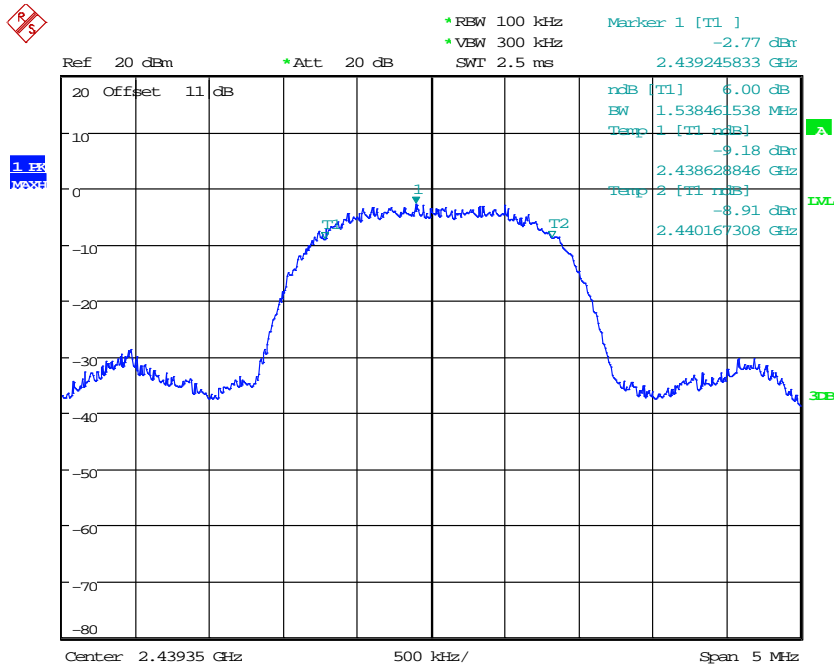
Worldwide Testing Services(Taiwan) Co., Ltd.

Registration number: W6M21904-18988-C-1
FCC ID: 2AGZW03595

2.4G ANT 2



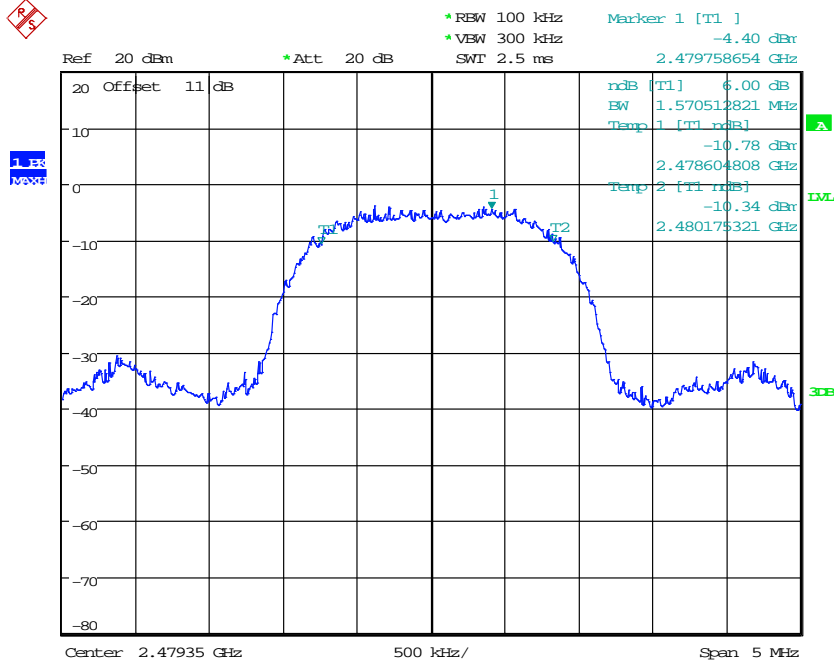
6DB BANDWIDTH
Date: 12.NOV.2019 16:56:18



6DB BANDWIDTH
Date: 12.NOV.2019 16:56:40



Registration number: W6M21904-18988-C-1
 FCC ID: 2AGZW03595



6DB BANDWIDTH
 Date: 12.NOV.2019 16:57:08

Limits:

Frequency Range MHz	Limits
902-928	min 500 kHz
2400-2483.5	min 500 kHz
5725-5850	min 500 kHz

Test equipment used: ETSTW-RE 055, ETSTW-RE 050



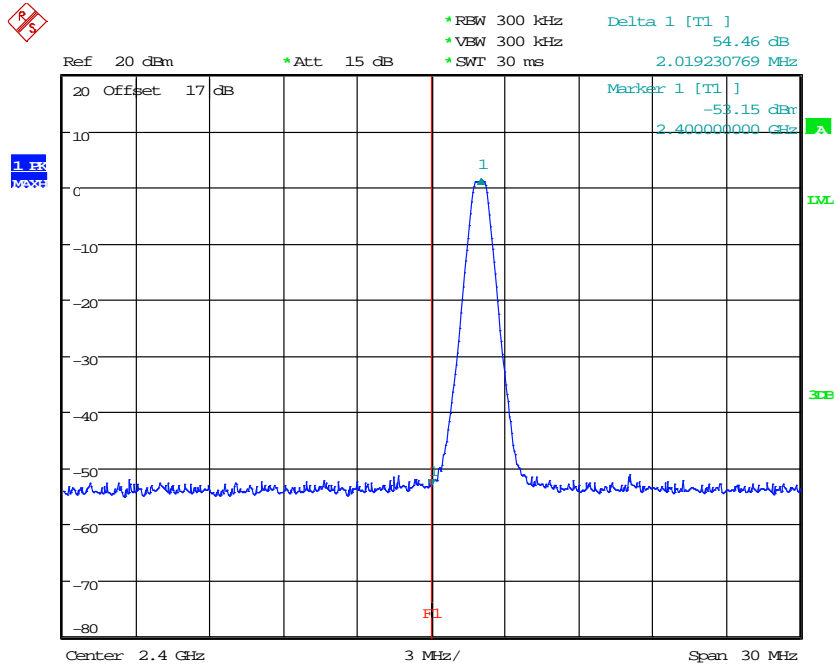
Registration number: W6M21904-18988-C-1
FCC ID: 2AGZW03595

3.11 Radiated Emission on the band edge

According to FCC rules part 15 subpart C §15.247(d) in any 100 kHz bandwidth outside the frequency band in which the intentional radiator is operating, the radio frequency power that is produced by the intentional radiator shall be at least 20dB below that in the 100 kHz bandwidth within the band that contains the highest level of the desired power, based on either an RF conducted or a radiated measurement. Attenuation below the general limits specified in § 15.209(a) is not required.

In addition radiated emission which fall in the restricted bands, as defined in section 15.205(a), must also with the radiated emission limits.

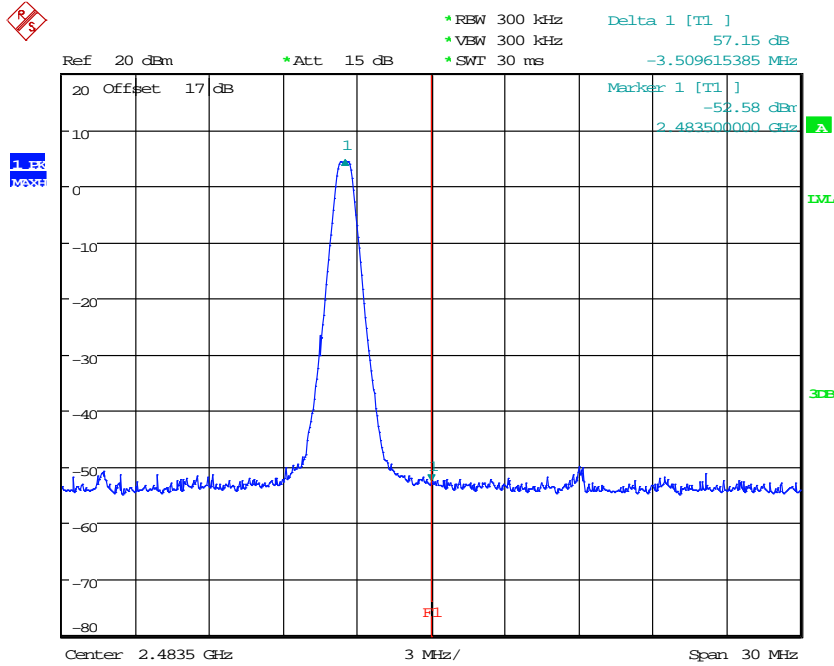
Bluetooth 2.0
Normal mode



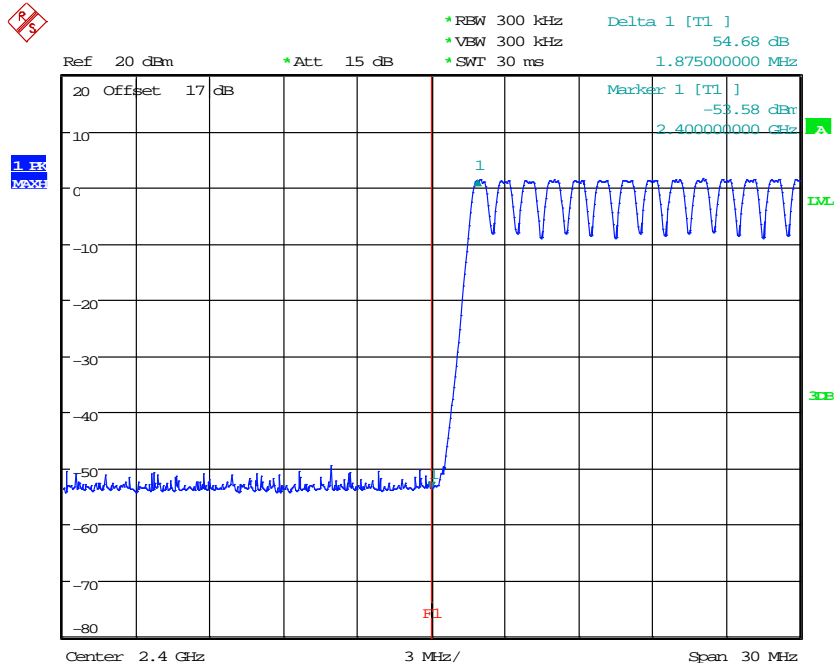
BANDEDGE CH0
Date: 13.NOV.2019 10:20:58



Registration number: W6M21904-18988-C-1
FCC ID: 2AGZW03595



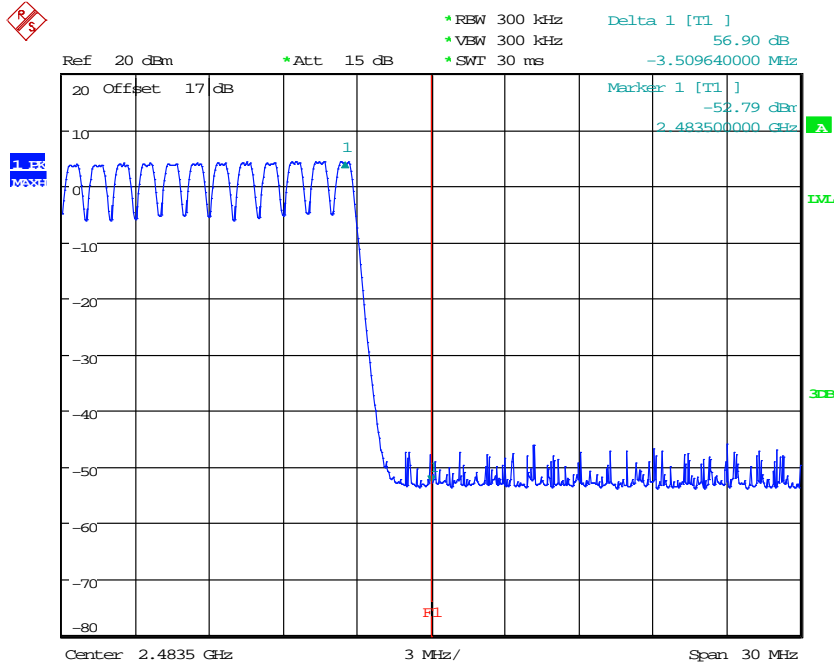
BANDEDGE CH78
Date: 13.NOV.2019 10:25:14



BANDEDGE CH0 HOPPING MODE
Date: 13.NOV.2019 10:26:11

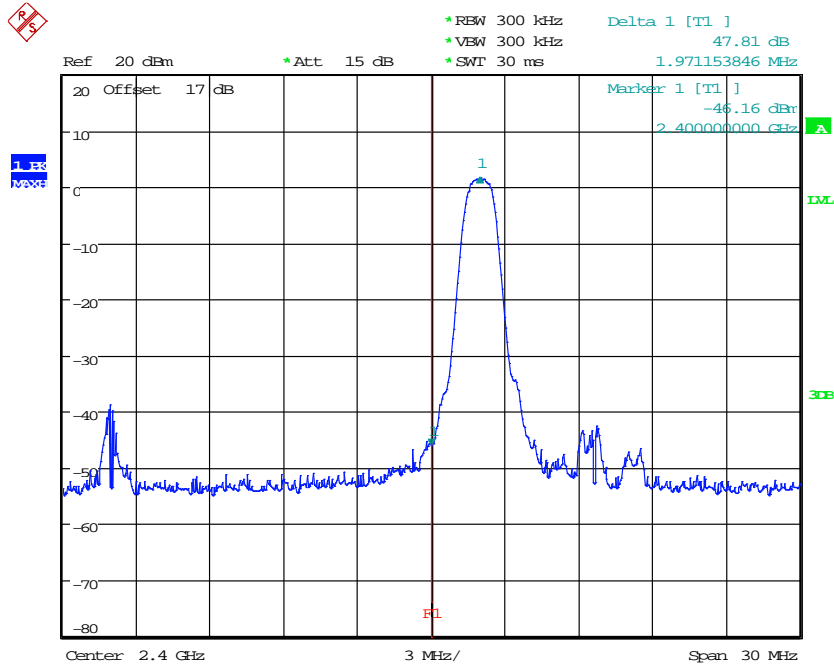


Registration number: W6M21904-18988-C-1
FCC ID: 2AGZW03595



BANDEDGE CH78 HOPPING MODE
Date: 13.NOV.2019 10:26:51

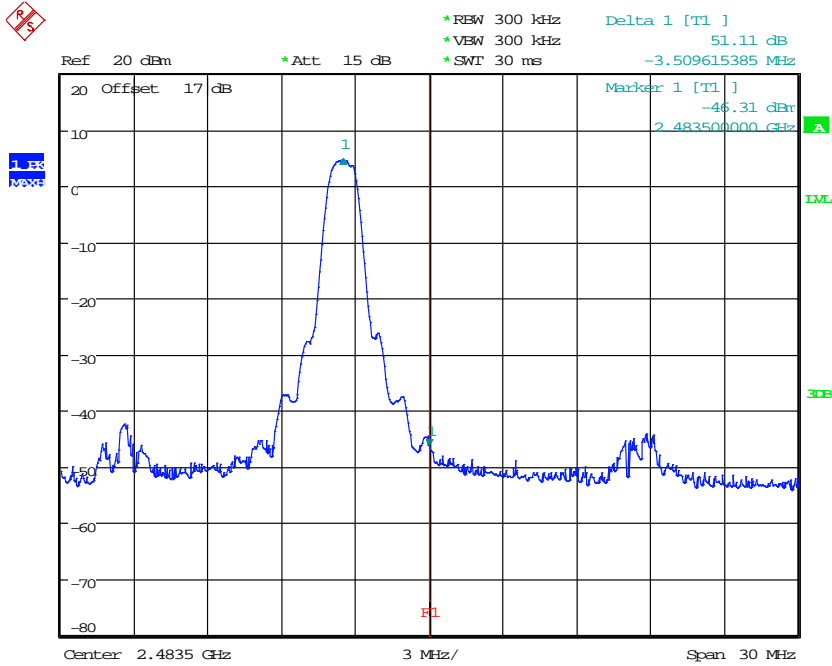
EDR mode



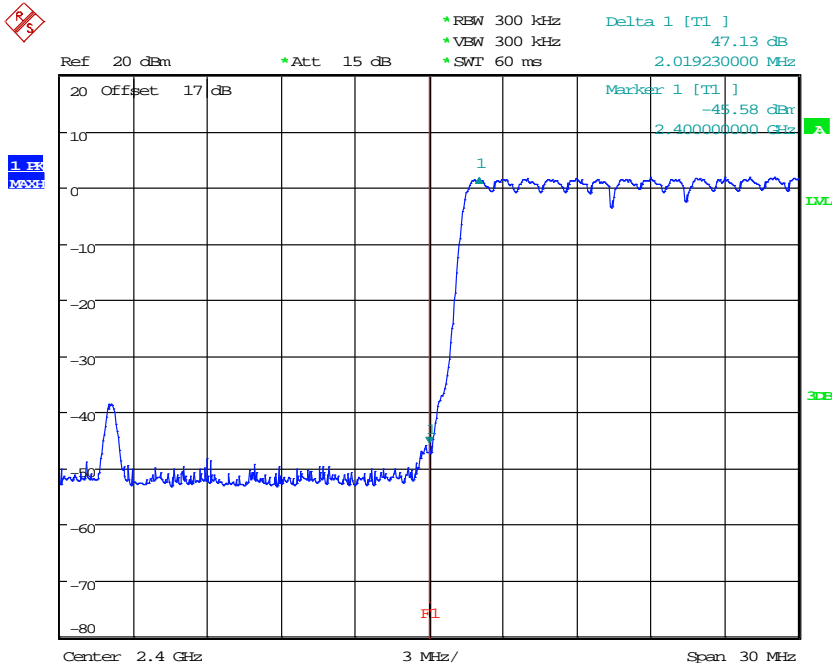
BANDEDGE CH0 EDR MODE
Date: 13.NOV.2019 10:40:46




Registration number: W6M21904-18988-C-1
FCC ID: 2AGZW03595



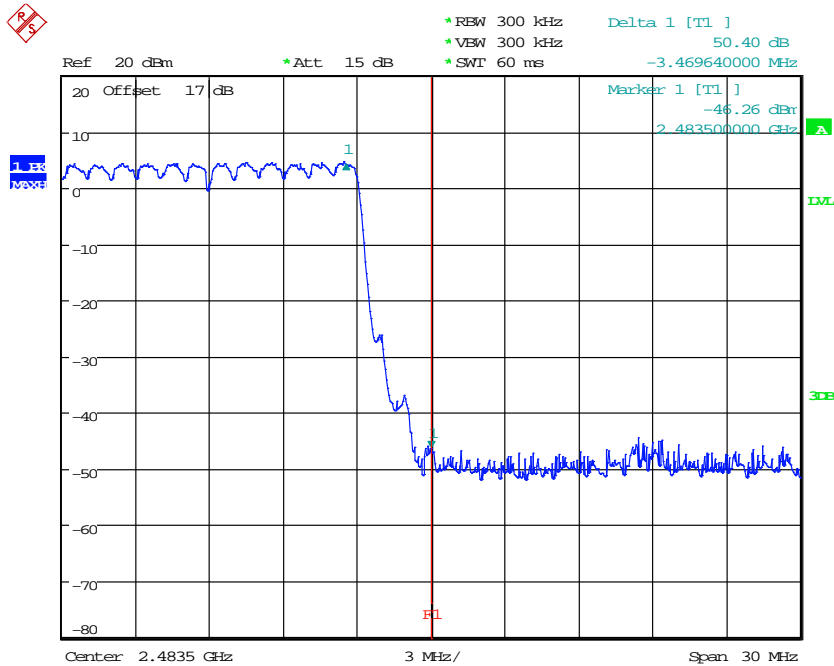
BANDEDGE CH78 EDR MODE
Date: 13.NOV.2019 10:42:18



BANDEDGE CH0 EDR HOPPING MODE
Date: 13.NOV.2019 10:44:22



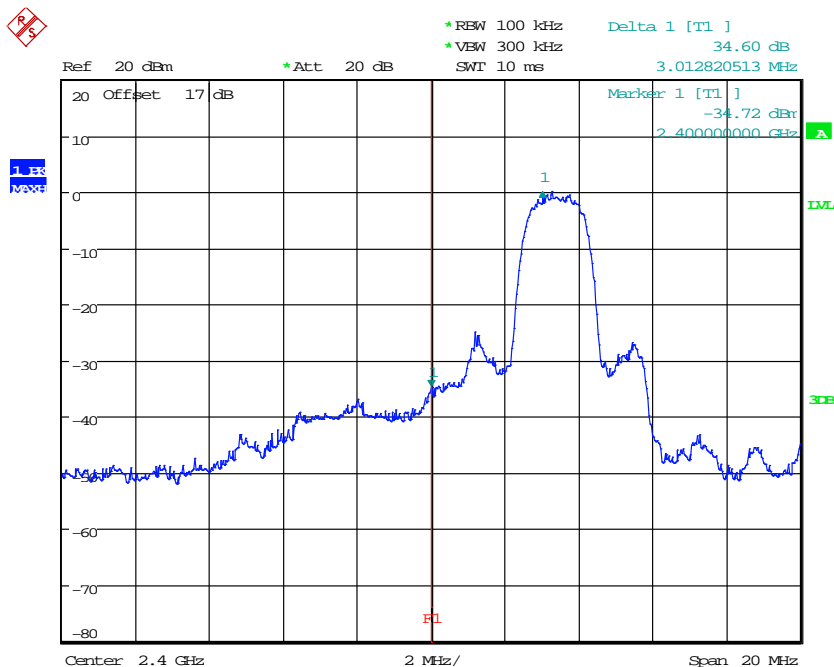
Registration number: W6M21904-18988-C-1
FCC ID: 2AGZW03595



BANDEDGE CH78 EDR HOPPING MODE

Date: 13.NOV.2019 10:46:06

2.4G ANT 1

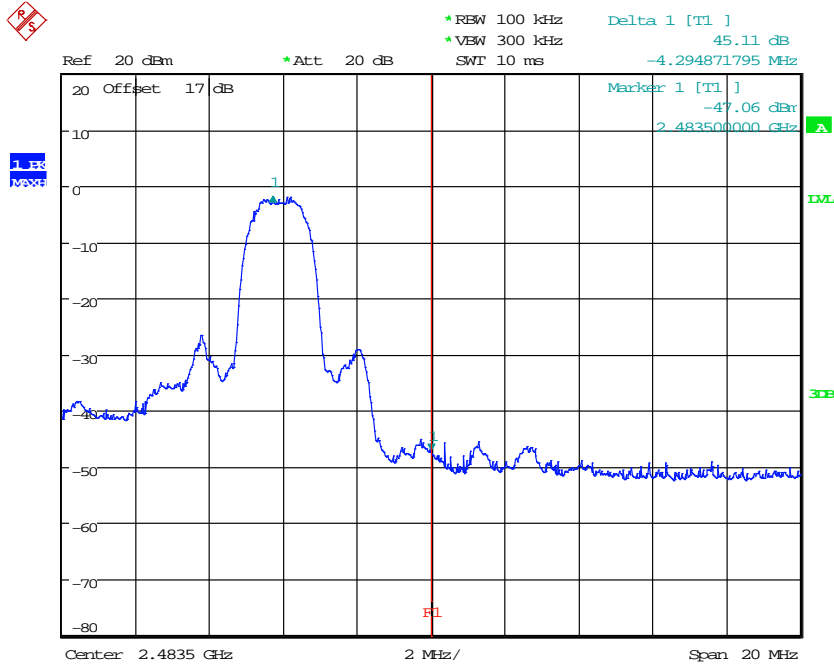


BANDEDGE

Date: 7.NOV.2019 16:03:09

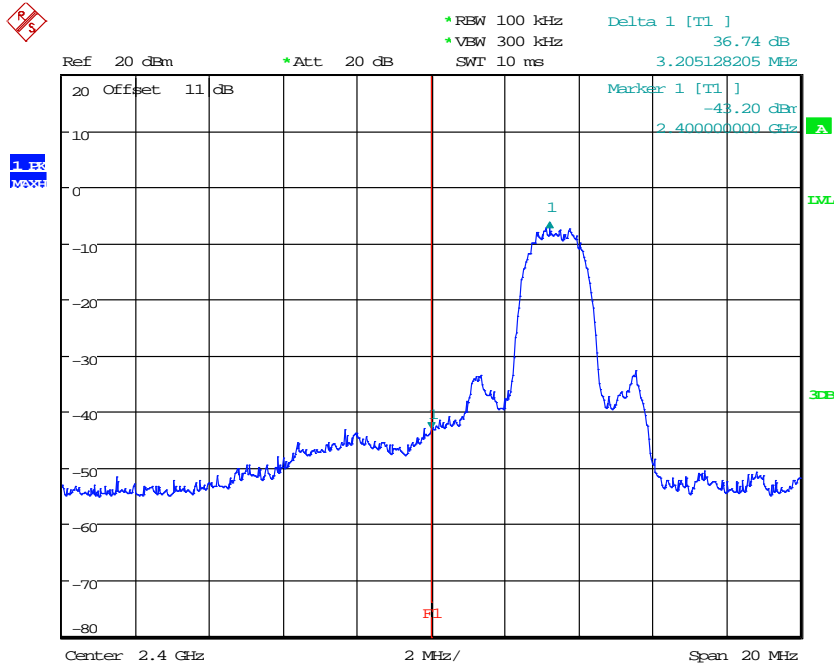


Registration number: W6M21904-18988-C-1
FCC ID: 2AGZW03595



BANDEDGE
Date: 7.NOV.2019 16:02:20

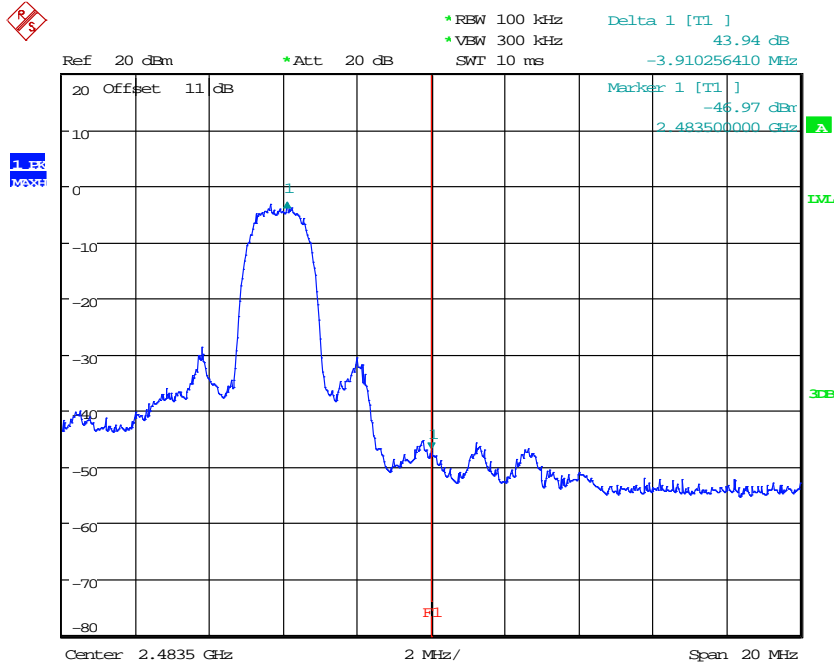
2.4G ANT 2



BANDEDGE
Date: 12.NOV.2019 17:25:12



Registration number: W6M21904-18988-C-1
 FCC ID: 2AGZW03595



BANDEEDGE
 Date: 12.NOV.2019 16:58:23

Limit:

Frequency Range / MHz	Limit
902 – 928	- 20 dB
2400 – 2483.5	
5725 - 5850	

Test equipment used: ETSTW-RE 055, ETSTW-RE 050, ETSTW-RE 064

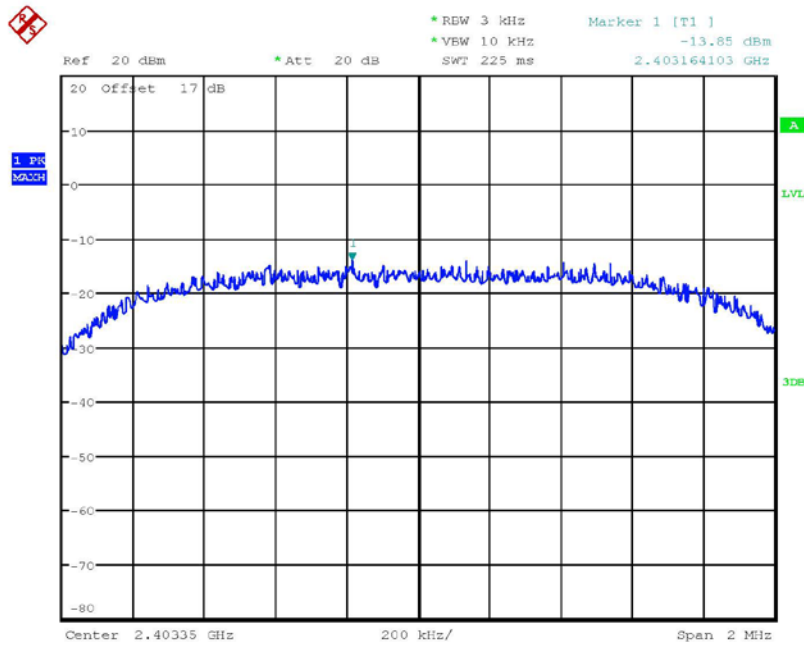


Registration number: W6M21904-18988-C-1
FCC ID: 2AGZW03595

3.12 Peak Power Spectral Density

Peak Power Spectral density is a measured at low, middle and high channel.
The peak output power is measured with a measurement bandwidth of 10 MHz and displayed on diagram together with Peak Power Spectral Density result which was measured with a bandwidth of 3 kHz, appreciate frequency span and sweep time.

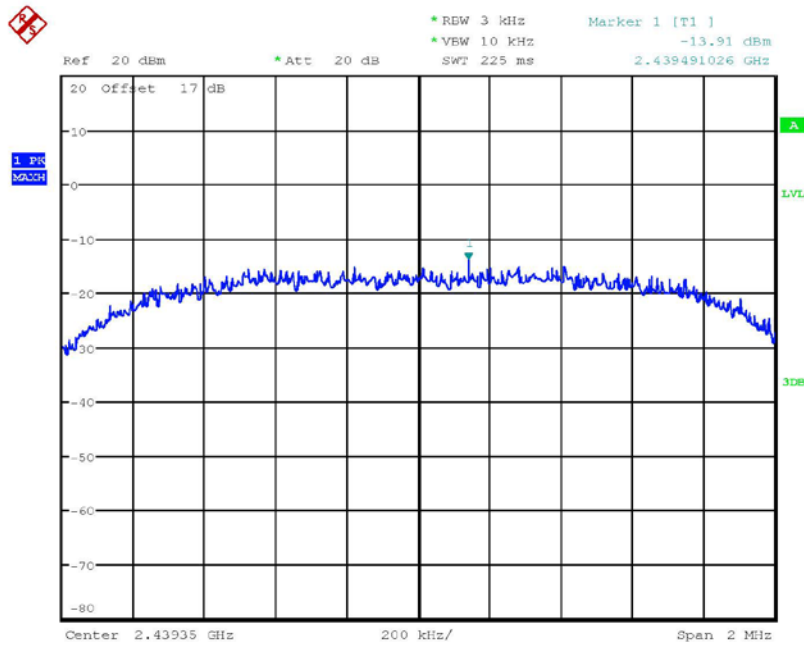
2.4G ANT 1



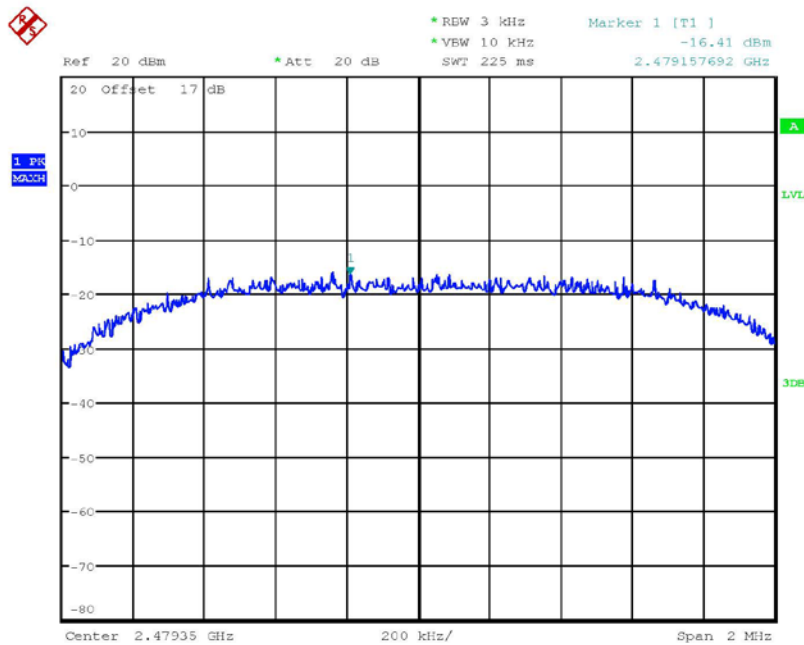
POWER DENSITY
Date: 7.NOV.2019 16:07:09



Registration number: W6M21904-18988-C-1
FCC ID: 2AGZW03595



POWER DENSITY
Date: 7.NOV.2019 16:07:46

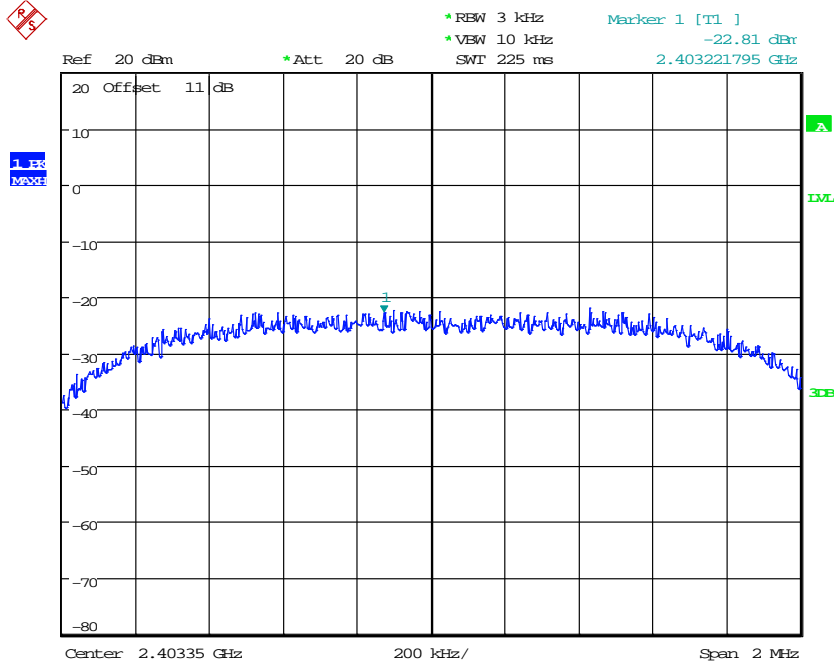


POWER DENSITY
Date: 7.NOV.2019 16:08:25

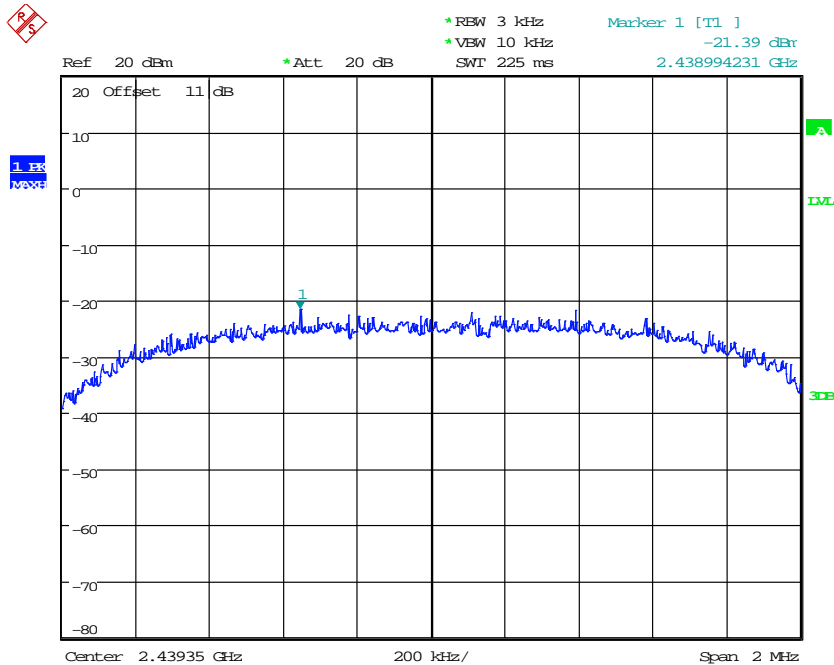


Registration number: W6M21904-18988-C-1
FCC ID: 2AGZW03595

2.4G ANT 2



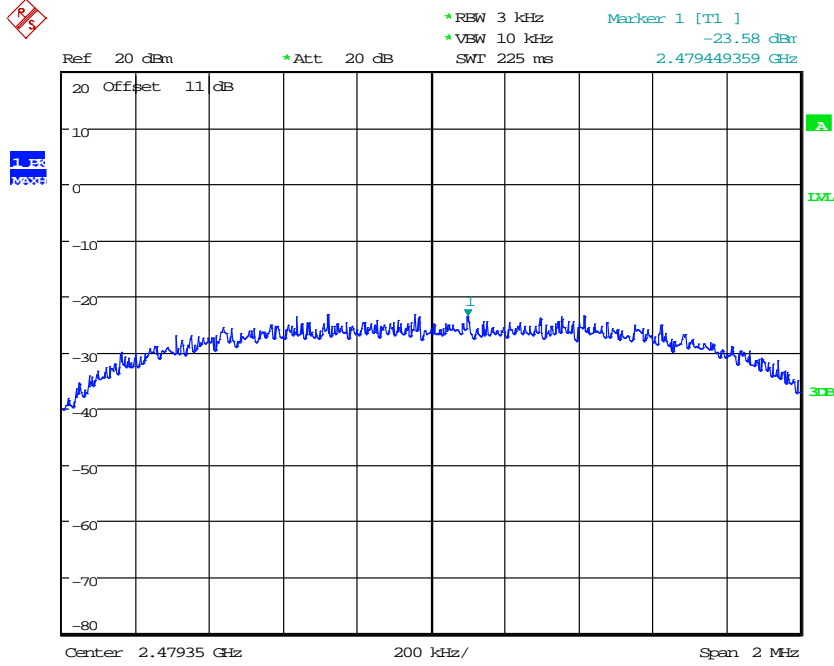
POWER DENSITY
Date: 12.NOV.2019 17:31:54



POWER DENSITY
Date: 12.NOV.2019 17:31:19



Registration number: W6M21904-18988-C-1
 FCC ID: 2AGZW03595



POWER DENSITY
 Date: 12.NOV.2019 17:29:21

Limits:

Frequency Range MHz	dBm
902-928	8
2400-2483.5	8
5725-5850	8

Test equipment used: ETSTW-RE 055, ETSTW-RE 050



Registration number: W6M21904-18988-C-1
FCC ID: 2AGZW03595

3.13 Radiated Emission from Receiver Part


FCC Rule: 15.109

Except for Class A digital devices, the field strength of radiated emissions from unintentional radiators at a distance of 3 meters shall not exceed the following values:

Frequency of Emission (MHz)	Field Strength (microvolts/meter)	Field Strength (dBmicrovolts/meter)
30 – 88	100	40.0
88 – 216	150	43.5
216 – 960	200	46.0
Above 960	500	54.0

Test equipment used: ETSTW-RE 030, ETSTW-RE 055, ETSTW-RE 064, ETSTW-RE 111

Explanation: Please refer to separated test report no.: W6M21904-18988-P-15B.

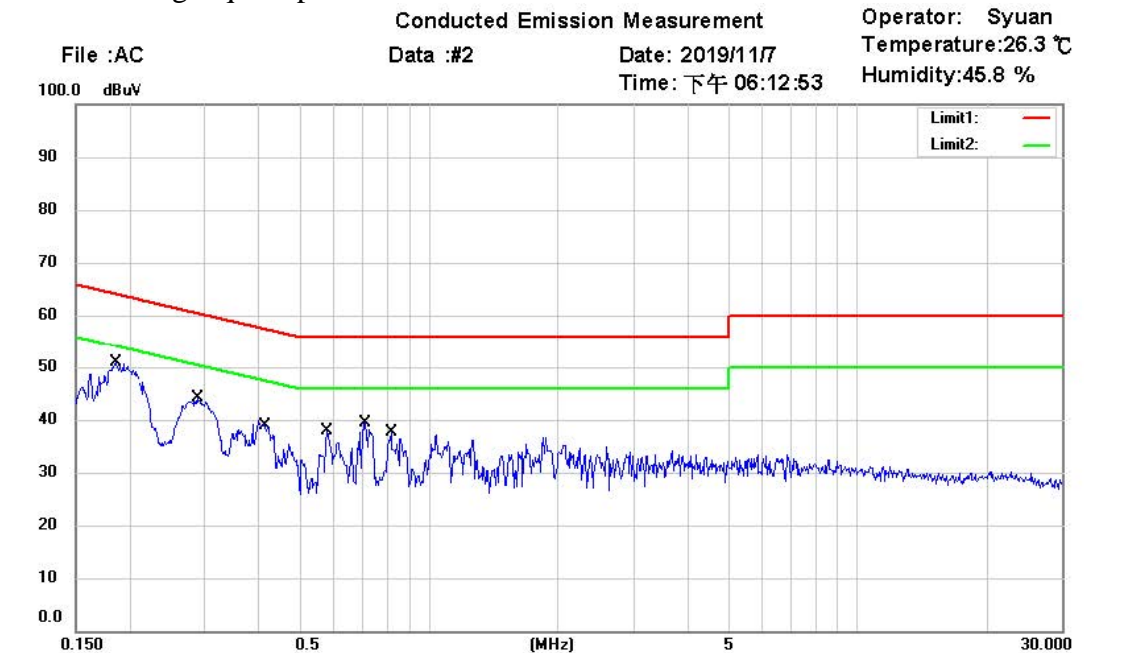


Registration number: W6M21904-18988-C-1
 FCC ID: 2AGZW03595

3.14 Power Line Conducted Emission

For an intentional radiator which is designed to be connected to the public utility (AC) power line, the radio frequency voltage that is conducted back onto the AC line on any frequency or frequencies within the band 150 kHz to 30 MHz shall not exceed the limits in the table bellows with this provision shall be based on the measurement of the radio frequency voltage between each power line and ground at the power terminals.

This measurement was transact first with instrumentation using an average and peak detector and a 10 kHz bandwidth. If the peak detector achieves a calculated level, the measurement is repeated by an instrumentation using a quasi-peak detector.



Site : Chamber_03
 Condition : FCC Part 15 Class B Conduction (QP)
 EUT : W6M21904-18988
 M/N:
 Test Mode :
 Note :
 Phase : N
 Power : 120 V.a.c.

Mk.	Frequency (MHz)	Reading (dBuV)	Detector	Corrected factor (dB)	Result (dBuV)	Limit (dBuV)	Margin (dB)	Comment
	0.1846	33.52	QP	9.74	43.26	64.28	-21.02	
	0.1846	24.82	AVG	9.74	34.56	54.28	-19.72	
	0.2890	27.15	QP	9.71	36.86	60.55	-23.69	
	0.2890	20.96	AVG	9.71	30.67	50.55	-19.88	
	0.4195	23.49	QP	9.69	33.18	57.46	-24.28	
*	0.4195	19.39	AVG	9.69	29.08	47.46	-18.38	
	0.5787	19.49	QP	9.67	29.16	56.00	-26.84	
	0.5787	11.33	AVG	9.67	21.00	46.00	-25.00	
	0.7092	23.90	QP	9.66	33.56	56.00	-22.44	
	0.7092	12.79	AVG	9.66	22.45	46.00	-23.55	
	0.8172	19.87	QP	9.65	29.52	56.00	-26.48	
	0.8172	11.39	AVG	9.65	21.04	46.00	-24.96	

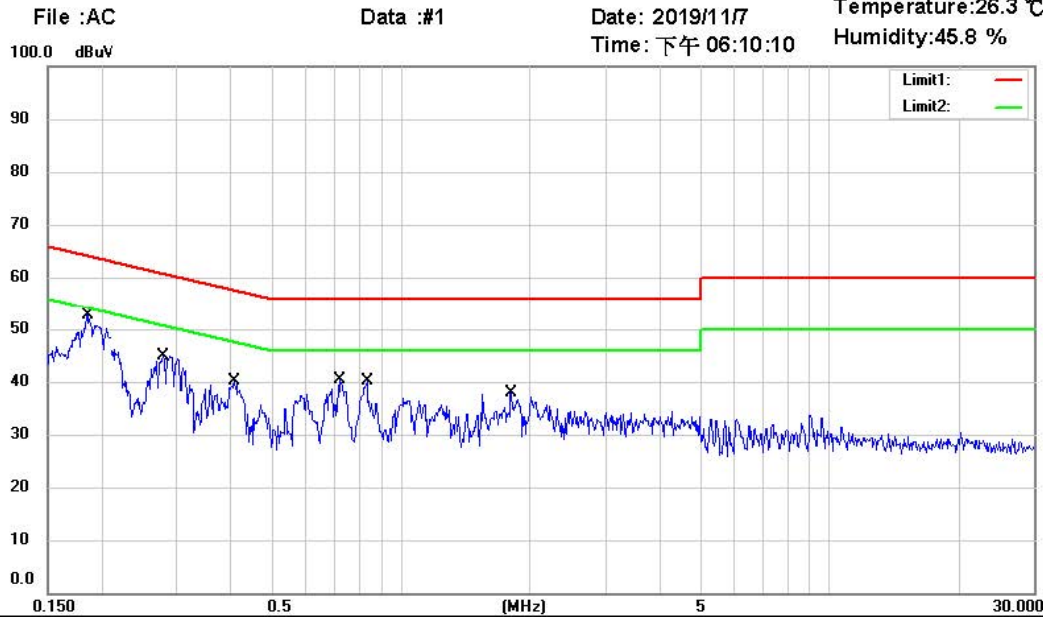


Worldwide Testing Services(Taiwan) Co., Ltd.

Registration number: W6M21904-18988-C-1
 FCC ID: 2AGZW03595

Conducted Emission Measurement

Operator: Syuan
 Temperature: 26.3 °C
 Humidity: 45.8 %



Site : Chamber_03

Condition : FCC Part 15 Class B Conduction (QP)

Phase: L1

EUT : W6M21904-18988

Power : 120 Vac.

M/N:

Test Mode :

Note :

Mk.	Frequency (MHz)	Reading (dBuV)	Detector	Corrected factor(dB)	Result (dBuV)	Limit (dBuV)	Margin (dB)	Comment
	0.1845	34.81	QP	9.76	44.57	64.28	-19.71	
*	0.1845	25.46	AVG	9.76	35.22	54.28	-19.06	
	0.2802	26.78	QP	9.73	36.51	60.81	-24.30	
	0.2802	21.47	AVG	9.73	31.20	50.81	-19.61	
	0.4102	23.37	QP	9.71	33.08	57.64	-24.56	
	0.4102	18.00	AVG	9.71	27.71	47.64	-19.93	
	0.7227	22.83	QP	9.68	32.51	56.00	-23.49	
	0.7227	12.62	AVG	9.68	22.30	46.00	-23.70	
	0.8330	19.81	QP	9.67	29.48	56.00	-26.52	
	0.8330	12.37	AVG	9.67	22.04	46.00	-23.96	
	1.8005	17.64	QP	9.58	27.22	56.00	-28.78	
	1.8005	10.04	AVG	9.58	19.62	46.00	-26.38	

Frequency	Level (dBμV)	
	quasi-peak	average
150 kHz	lower limit line	Lower limit line

- Note:**
1. The formula of measured value as: Test Result = Reading + Correction Factor
 2. The Correction Factor = Cable Loss + LISN Insertion Loss + Pulse Limit Loss
 3. Detector function in the form : PK = Peak, QP = Quasi Peak, AV = Average
 4. All not in the table noted test results are more than 20 dB below the relevant limits.
 5. Up Line: QP Limit Line, Down Line: Ave Limit Line.



Worldwide Testing Services(Taiwan) Co., Ltd.

Registration number: W6M21904-18988-C-1
FCC ID: 2AGZW03595

Limits:

Frequency of Emission (MHz)	Conducted Limit (dBuV)	
	Quasi Peak	Average
0.15-0.5	66 to 56	56 to 46
0.5-5	56	46
5-30	60	50

Test equipment used: ETSTW-CE 001, ETSTW-CE 016, ETSTW-RE 045.



Registration number: W6M21904-18988-C-1
FCC ID: 2AGZW03595

Appendix

Measurement diagrams

Spurious Emissions radiated



Radiated Emission Measurement

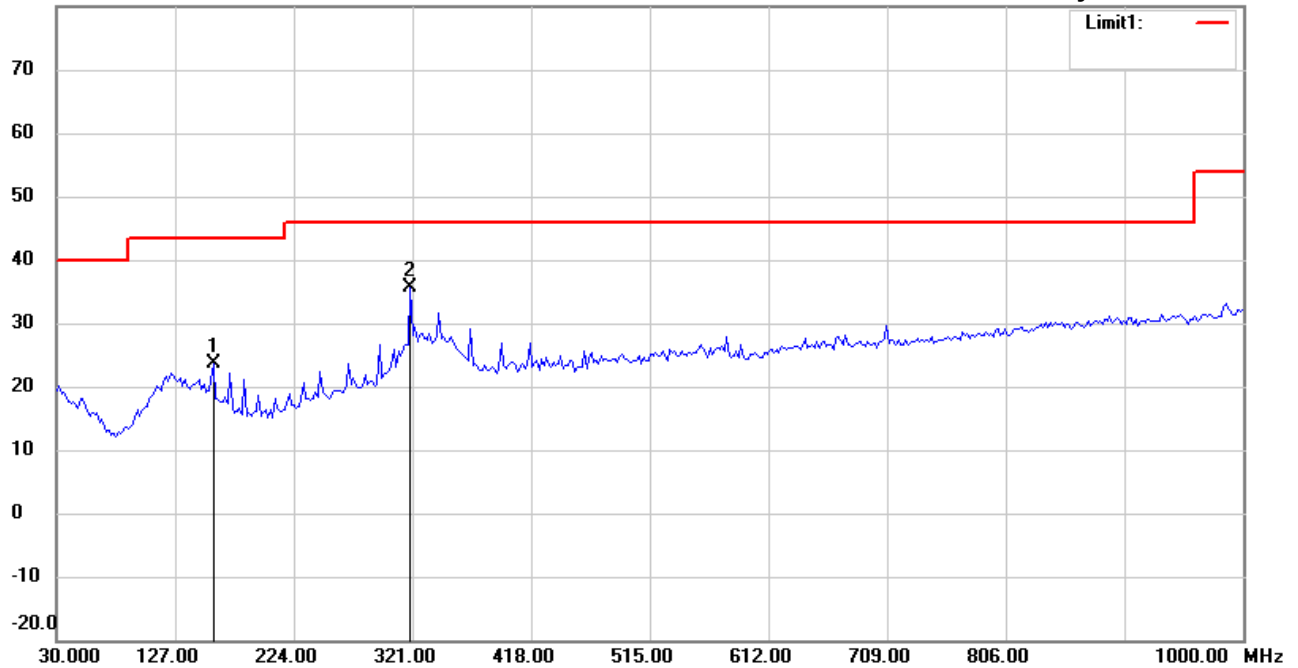
Operator: Sky

File :1_BT_TX
 80.0 dBuV/m

Data :#1

Date: 11/5/2019
 Time: 8:21:17 AM

Temperature:22.3 °C
 Humidity:70.6 %



Site : Chamber

Condition : FCC_part 15 RE-Class C_30-1000MHz

EUT : W6M21904-18988

M/N:

Test Mode : TX 2402MHz

Note :

Polarization: *Horizontal*

Power : 3.7 Vd.c.

Distance: 3m

Mk.	Frequency (MHz)	Reading (dBuV)	Detector	Corr. factor (dB/m)	Result (dBuV/m)	Limit (dBuV/m)	Ant.Pos (cm)	Tab.Pos (deg.)	Margin (dB)	Comment
	158.2966	32.17	peak	-8.45	23.72	43.50	100	310	-19.78	
*	319.6393	41.52	peak	-5.84	35.68	46.00	100	15	-10.32	



Radiated Emission Measurement

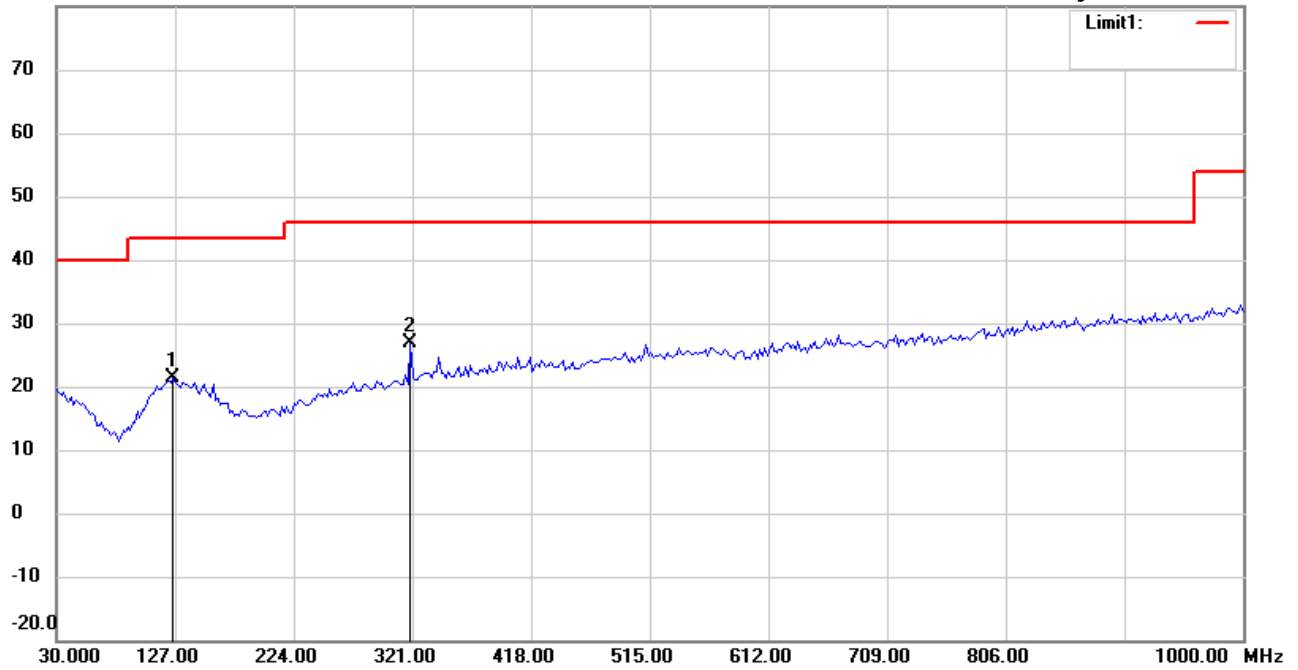
Operator: Sky

File :1_BT_TX
 80.0 dBuV/m

Data :#2

Date: 11/5/2019
 Time: 8:23:06 AM

Temperature:22.3 °C
 Humidity:70.6 %



Site : Chamber

Condition : FCC_part 15 RE-Class C_30-1000MHz

EUT : W6M21904-18988

M/N:

Test Mode : TX 2402MHz

Note :

Polarization: *Vertical*

Power : 3.7 Vd.c.

Distance: 3m

Mk.	Frequency (MHz)	Reading (dBuV)	Detector	Corr. factor (dB/m)	Result (dBuV/m)	Limit (dBuV/m)	Ant.Pos (cm)	Tab.Pos (deg.)	Margin (dB)	Comment
	125.2505	27.91	peak	-6.43	21.48	43.50	100	225	-22.02	
*	319.6393	32.64	peak	-5.84	26.80	46.00	100	180	-19.20	



Address:6F.,No.58,Ln 188,Ruey Kuang Rd,Neihu,Taipei
 Tel:+886-2-6606-8877
 Fax:+886-2-6606-8879

Radiated Emission Measurement

Operator: Sky

File :3

Data :#1

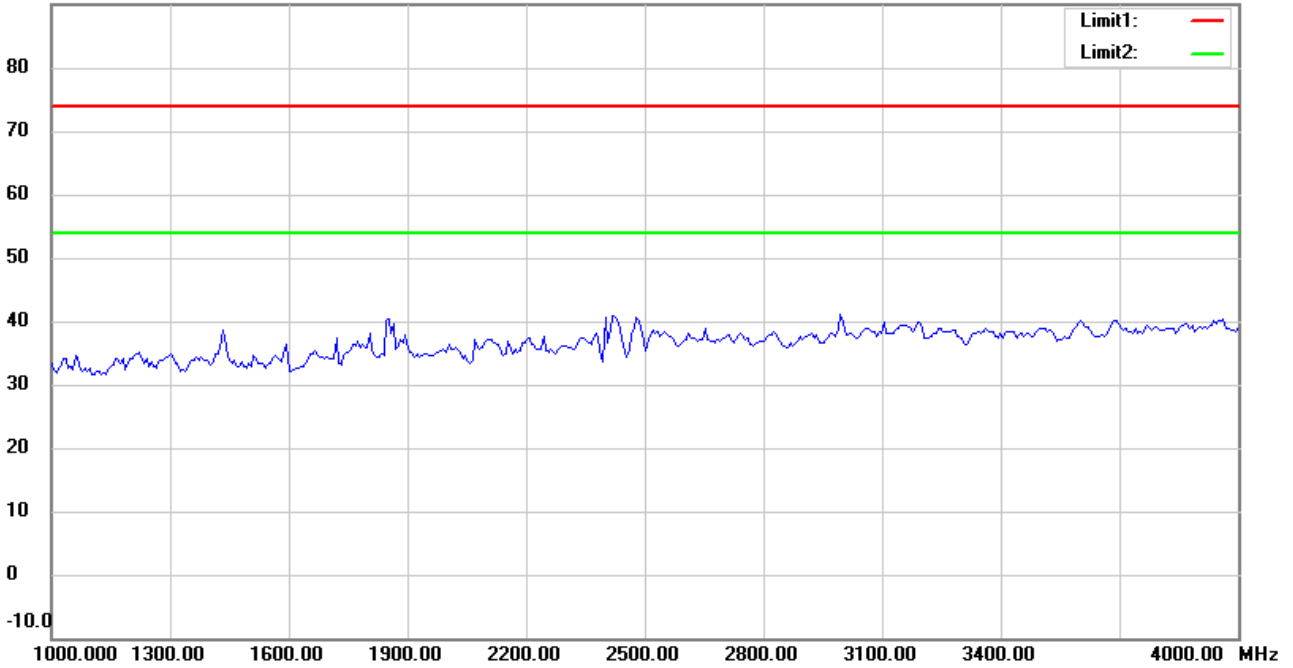
Date: 11/1/2019

Temperature:23.5 °C

90.0 dBuV/m

Time: 8:10:07 PM

Humidity:74.9 %



Site : Chamber

Condition : FCC_part 15 RE-Class C_Above 1GHz_PK

EUT : W6M21904-18988

M/N:

Test Mode : TX 2402MHz

Note :

Polarization: *Horizontal*

Power : 3.7 Vd.c.

Distance: 3m

Mk.	Frequency (MHz)	Reading (dBuV)	Detector	Corr. factor (dB/m)	Result (dBuV/m)	Limit (dBuV/m)	Ant.Pos (cm)	Tab.Pos (deg.)	Margin (dB)	Comment
-----	-----------------	----------------	----------	---------------------	-----------------	----------------	--------------	----------------	-------------	---------

*:Maximum data x:Over limit !:over margin



Address:6F.,No.58,Ln 188,Ruey Kuang Rd,Neihu,Taipei
 Tel:+886-2-6606-8877
 Fax:+886-2-6606-8879

Radiated Emission Measurement

Operator: Sky

File :3

Data :#6

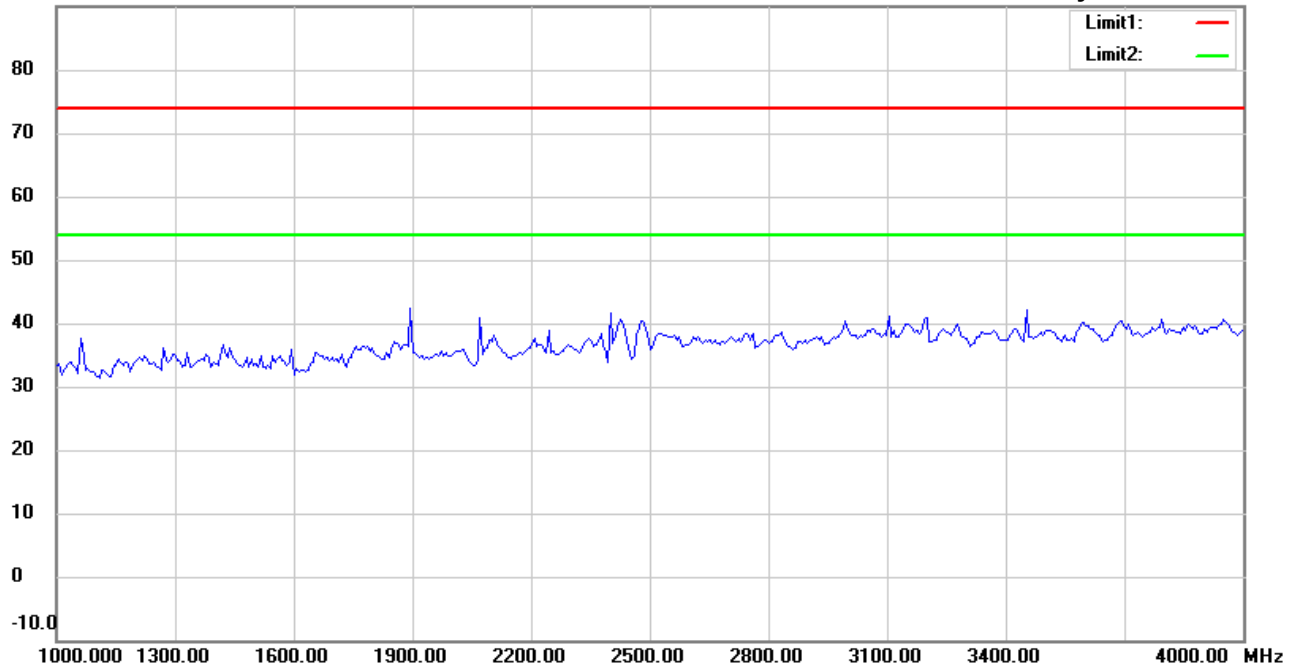
Date: 11/1/2019

Temperature:23.5 °C

90.0 dBuV/m

Time: 8:13:28 PM

Humidity:74.9 %



Site : Chamber

Condition : FCC_part 15 RE-Class C_Above 1GHz_PK

EUT : W6M21904-18988

M/N:

Test Mode : TX 2402MHz

Note :

Polarization: **Vertical**

Power : 3.7 Vd.c.

Distance: 3m

Mk.	Frequency (MHz)	Reading (dBuV)	Detector	Corr. factor (dB/m)	Result (dBuV/m)	Limit (dBuV/m)	Ant.Pos (cm)	Tab.Pos (deg.)	Margin (dB)	Comment
-----	-----------------	----------------	----------	---------------------	-----------------	----------------	--------------	----------------	-------------	---------

*:Maximum data x:Over limit !:over margin



Radiated Emission Measurement

Operator: Sky

File :3

Data :#2

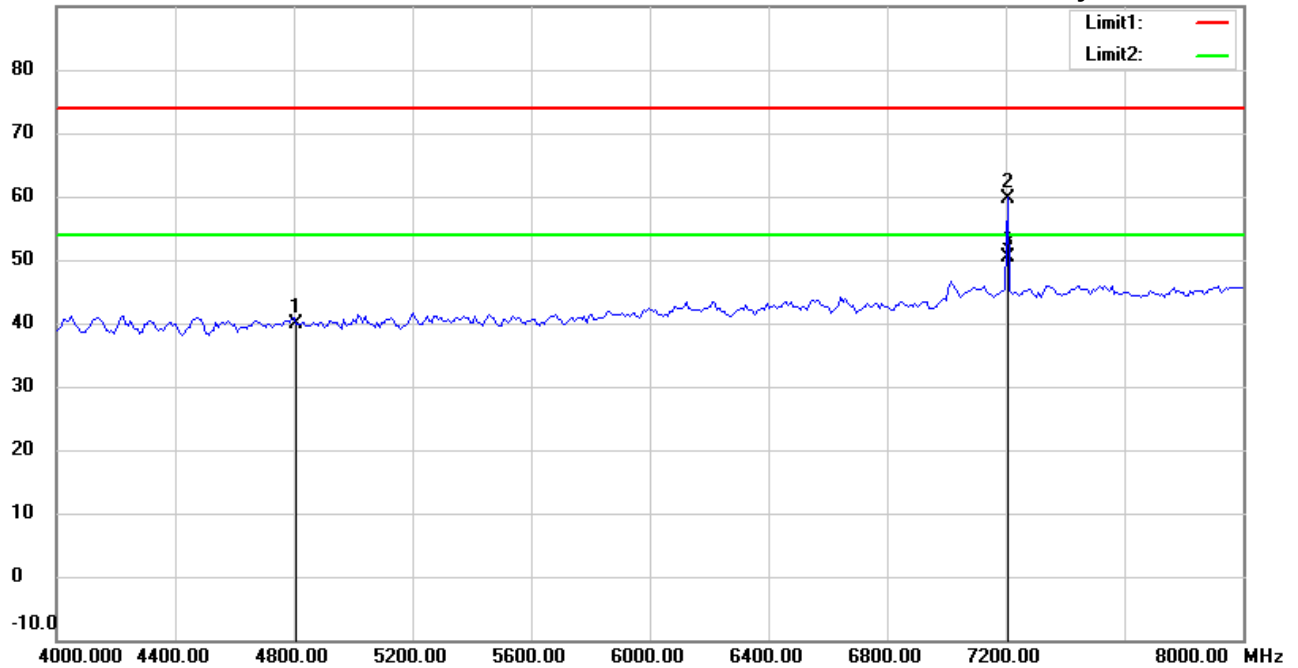
Date: 11/1/2019

Temperature:23.5 °C

90.0 dBuV/m

Time: 8:11:08 PM

Humidity:74.9 %



Site : Chamber

Condition : FCC_part 15 RE-Class C_Above 1GHz_PK

EUT : W6M21904-18988

M/N:

Test Mode : TX 2402MHz

Note :

Polarization: *Horizontal*

Power : 3.7 Vd.c.

Distance: 3m

Mk.	Frequency (MHz)	Reading (dBuV)	Detector	Corr. factor (dB/m)	Result (dBuV/m)	Limit (dBuV/m)	Ant.Pos (cm)	Tab.Pos (deg.)	Margin (dB)	Comment
	4804.000	41.93	peak	-1.95	39.98	74.00	150	255	-34.02	
	7205.564	56.45	peak	3.24	59.69	74.00	150	305	-14.31	
*	7205.564	47.07	AVG	3.24	50.31	54.00	150	305	-3.69	



Radiated Emission Measurement

Operator: Sky

File :3

Data :#7

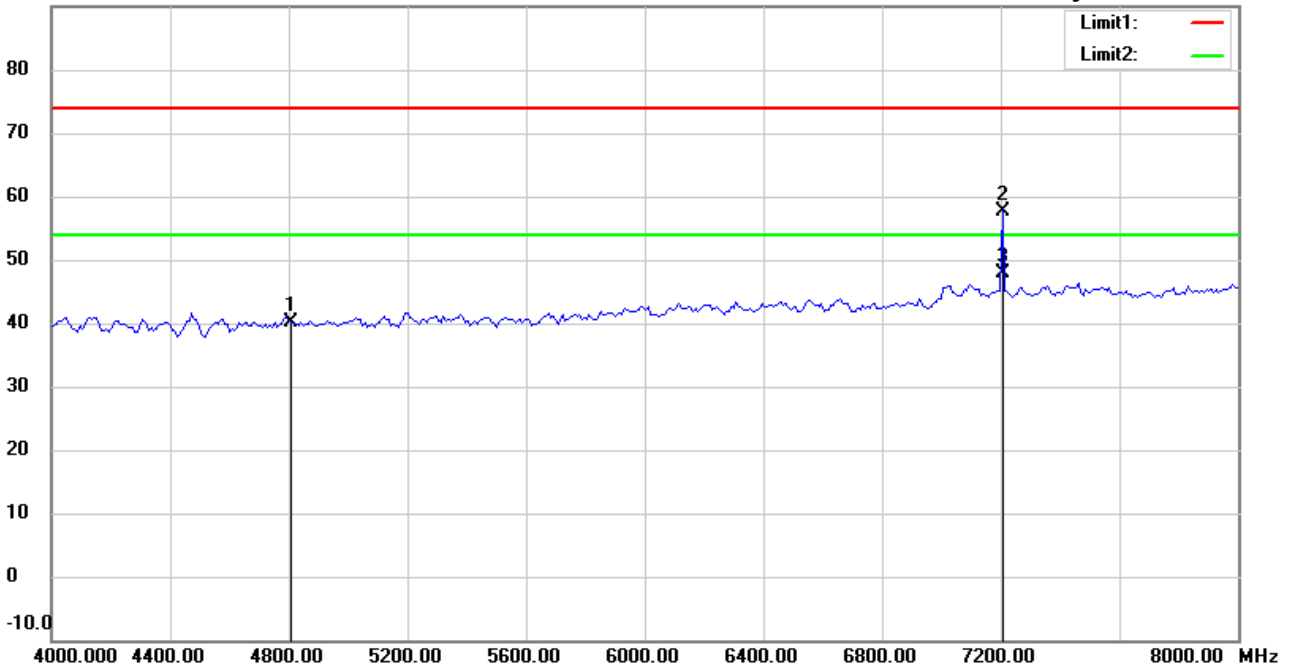
Date: 11/1/2019

Temperature:23.5 °C

90.0 dBuV/m

Time: 8:14:29 PM

Humidity:74.9 %



Site : Chamber

Condition : FCC_part 15 RE-Class C_Above 1GHz_PK

Polarization: *Vertical*

EUT : W6M21904-18988

Power : 3.7 Vd.c.

M/N:

Distance: 3m

Test Mode : TX 2402MHz

Note :

Mk.	Frequency (MHz)	Reading (dBuV)	Detector	Corr. factor (dB/m)	Result (dBuV/m)	Limit (dBuV/m)	Ant.Pos (cm)	Tab.Pos (deg.)	Margin (dB)	Comment
	4804.000	42.06	peak	-1.95	40.11	74.00	150	20	-33.89	
	7205.770	54.38	peak	3.24	57.62	74.00	150	275	-16.38	
*	7205.770	44.66	AVG	3.24	47.90	54.00	150	275	-6.10	



Address:6F.,No.58,Ln 188,Ruey Kuang Rd,Neihu,Taipei
 Tel:+886-2-6606-8877
 Fax:+886-2-6606-8879

Radiated Emission Measurement

Operator: Sky

File :3

Data :#3

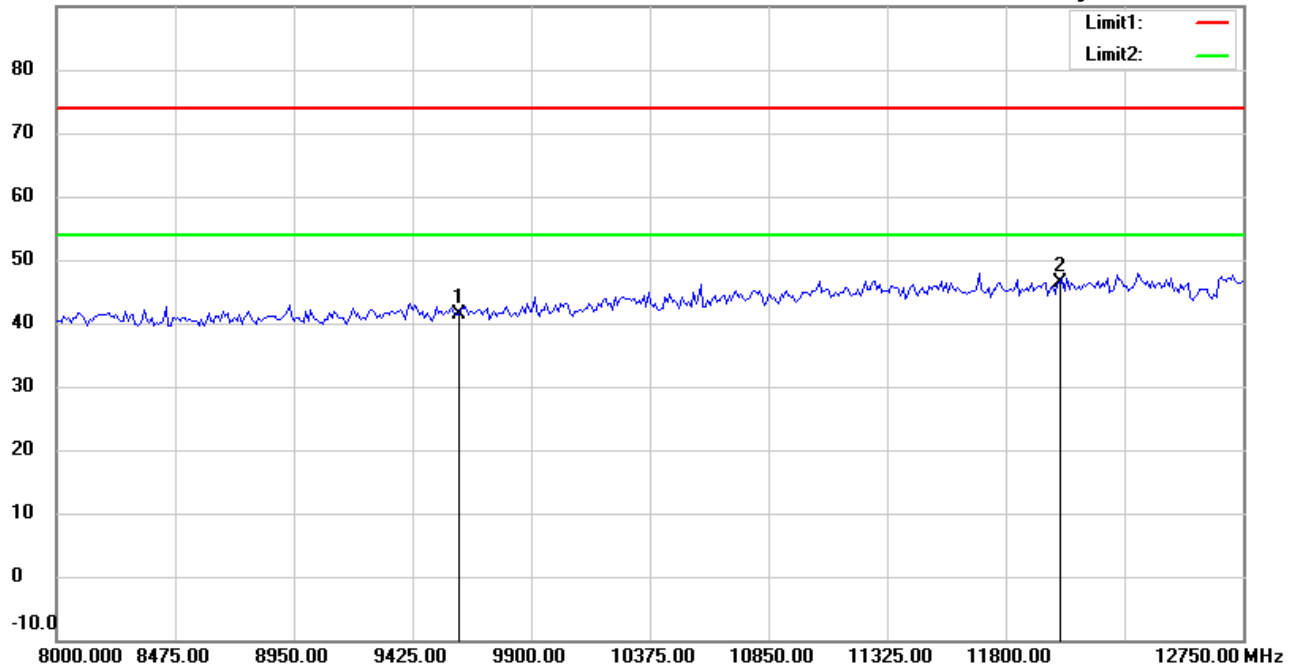
Date: 11/1/2019

Temperature:23.5 °C

90.0 dBuV/m

Time: 8:11:20 PM

Humidity:74.9 %



Site : Chamber

Condition : FCC_part 15 RE-Class C_Above 1GHz_PK

Polarization: *Horizontal*

EUT : W6M21904-18988

Power : 3.7 Vd.c.

M/N:

Distance: 3m

Test Mode : TX 2402MHz

Note :

Mk.	Frequency (MHz)	Reading (dBuV)	Detector	Corr. factor (dB/m)	Result (dBuV/m)	Limit (dBuV/m)	Ant.Pos (cm)	Tab.Pos (deg.)	Margin (dB)	Comment
	9608.000	34.77	peak	6.53	41.30	74.00	150	25	-32.70	
*	12010.000	34.82	peak	11.62	46.44	74.00	150	170	-27.56	

*:Maximum data x:Over limit !:over margin



Address:6F.,No.58,Ln 188,Ruey Kuang Rd,Neihu,Taipei
 Tel:+886-2-6606-8877
 Fax:+886-2-6606-8879

Radiated Emission Measurement

Operator: Sky

File :3

Data :#8

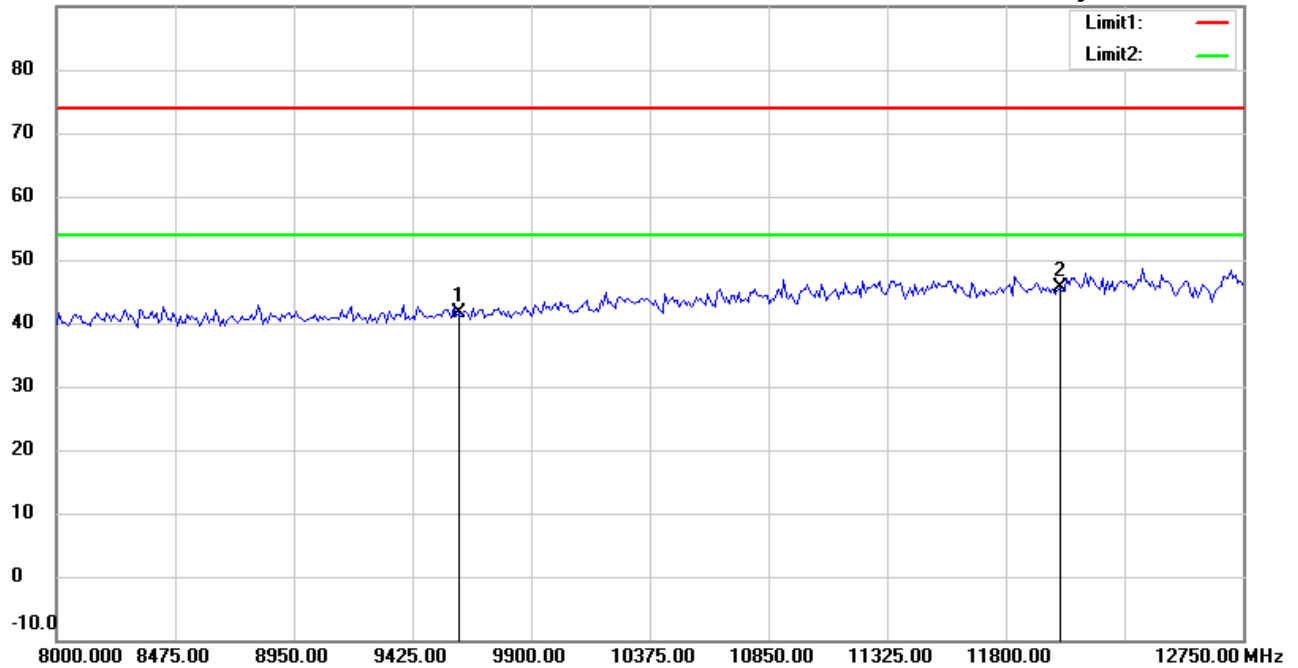
Date: 11/1/2019

Temperature:23.5 °C

90.0 dBuV/m

Time: 8:14:41 PM

Humidity:74.9 %



Site : Chamber

Condition : FCC_part 15 RE-Class C_Above 1GHz_PK

Polarization: *Vertical*

EUT : W6M21904-18988

Power : 3.7 Vd.c.

M/N:

Distance: 3m

Test Mode : TX 2402MHz

Note :

Mk.	Frequency (MHz)	Reading (dBuV)	Detector	Corr. factor (dB/m)	Result (dBuV/m)	Limit (dBuV/m)	Ant.Pos (cm)	Tab.Pos (deg.)	Margin (dB)	Comment
	9608.000	35.06	peak	6.53	41.59	74.00	150	315	-32.41	
*	12010.000	33.92	peak	11.62	45.54	74.00	150	205	-28.46	

*:Maximum data x:Over limit !:over margin



Address:6F.,No.58,Ln 188,Ruey Kuang Rd,Neihu,Taipei
 Tel:+886-2-6606-8877
 Fax:+886-2-6606-8879

Radiated Emission Measurement

Operator: Sky

File :3

Data :#4

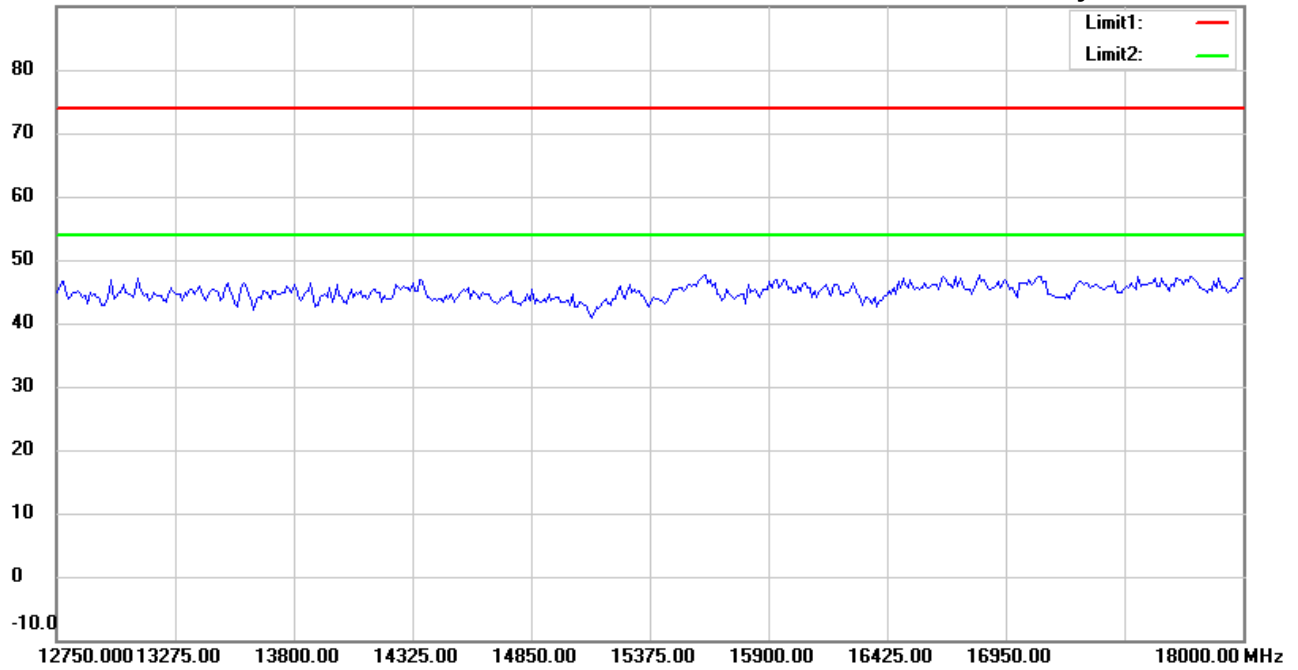
Date: 11/1/2019

Temperature:23.5 °C

90.0 dBuV/m

Time: 8:12:18 PM

Humidity:74.9 %



Site : Chamber

Condition : FCC_part 15 RE-Class C_Above 1GHz_PK

Polarization: *Horizontal*

EUT : W6M21904-18988

Power : 3.7 Vd.c.

M/N:

Distance: 3m

Test Mode : TX 2402MHz

Note :

Mk.	Frequency (MHz)	Reading (dBuV)	Detector	Corr. factor (dB/m)	Result (dBuV/m)	Limit (dBuV/m)	Ant.Pos (cm)	Tab.Pos (deg.)	Margin (dB)	Comment
-----	-----------------	----------------	----------	---------------------	-----------------	----------------	--------------	----------------	-------------	---------

*:Maximum data x:Over limit !:over margin



Address:6F.,No.58,Ln 188,Ruey Kuang Rd,Neihu,Taipei
 Tel:+886-2-6606-8877
 Fax:+886-2-6606-8879

Radiated Emission Measurement

Operator: Sky

File :3

Data :#9

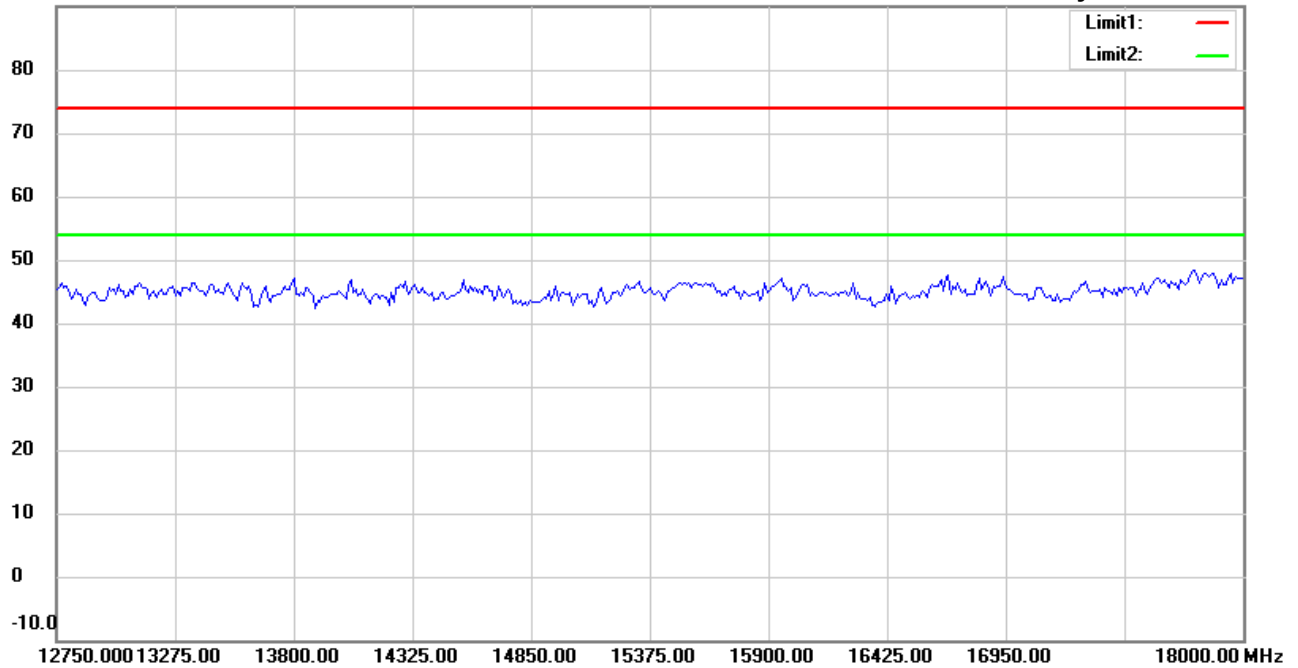
Date: 11/1/2019

Temperature:23.5 °C

90.0 dBuV/m

Time: 8:15:43 PM

Humidity:74.9 %



Site : Chamber

Condition : FCC_part 15 RE-Class C_Above 1GHz_PK

Polarization: *Vertical*

EUT : W6M21904-18988

Power : 3.7 Vd.c.

M/N:

Distance: 3m

Test Mode : TX 2402MHz

Note :

Mk.	Frequency (MHz)	Reading (dBuV)	Detector	Corr. factor (dB/m)	Result (dBuV/m)	Limit (dBuV/m)	Ant.Pos (cm)	Tab.Pos (deg.)	Margin (dB)	Comment
-----	-----------------	----------------	----------	---------------------	-----------------	----------------	--------------	----------------	-------------	---------

*:Maximum data x:Over limit !:over margin



Address:6F.,No.58,Ln 188,Ruey Kuang Rd,Neihu,Taipei
 Tel:+886-2-6606-8877
 Fax:+886-2-6606-8879

Radiated Emission Measurement

Operator: Sky

File :3

Data :#5

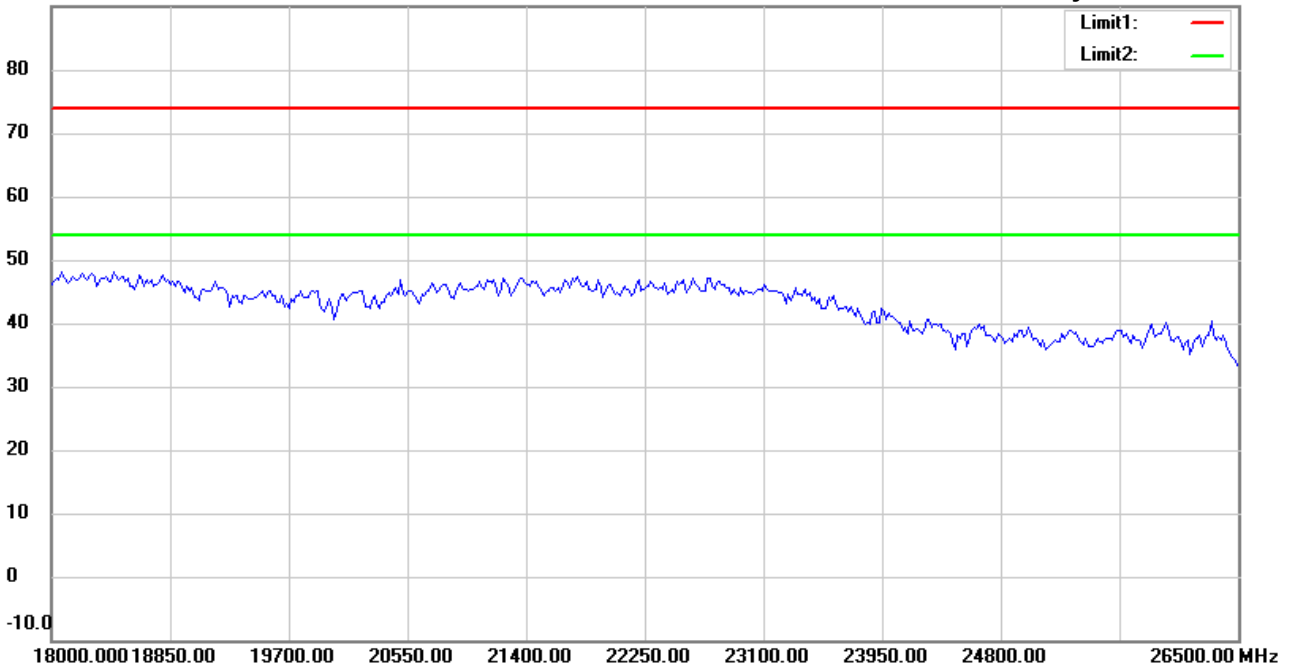
Date: 11/1/2019

Temperature:23.5 °C

90.0 dBuV/m

Time: 8:12:28 PM

Humidity:74.9 %



Site : Chamber

Condition : FCC_part 15 RE-Class C_Above 1GHz_PK

EUT : W6M21904-18988

M/N:

Test Mode : TX 2402MHz

Note :

Polarization: *Horizontal*

Power : 3.7 Vd.c.

Distance: 3m

Mk.	Frequency (MHz)	Reading (dBuV)	Detector	Corr. factor (dB/m)	Result (dBuV/m)	Limit (dBuV/m)	Ant.Pos (cm)	Tab.Pos (deg.)	Margin (dB)	Comment
-----	-----------------	----------------	----------	---------------------	-----------------	----------------	--------------	----------------	-------------	---------

*:Maximum data x:Over limit !:over margin



Address:6F.,No.58,Ln 188,Ruey Kuang Rd,Neihu,Taipei
 Tel:+886-2-6606-8877
 Fax:+886-2-6606-8879

Radiated Emission Measurement

Operator: Sky

File :3

Data :#10

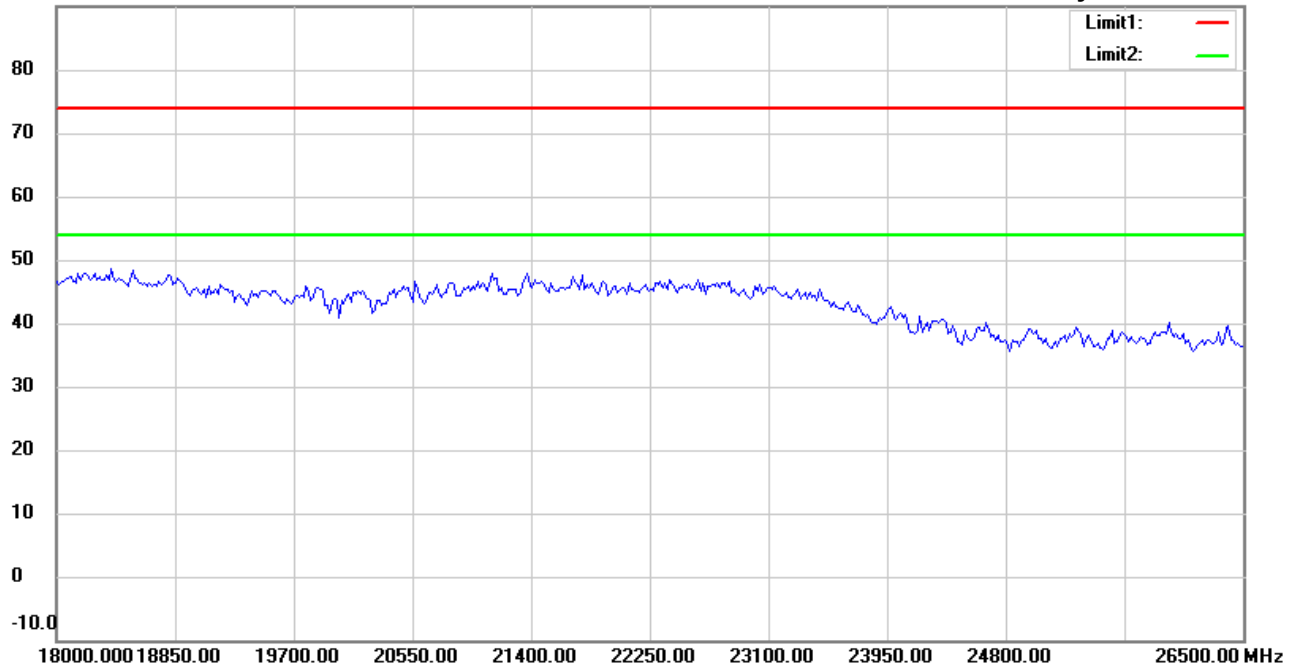
Date: 11/1/2019

Temperature:23.5 °C

90.0 dBuV/m

Time: 8:15:53 PM

Humidity:74.9 %



Site : Chamber

Condition : FCC_part 15 RE-Class C_Above 1GHz_PK

Polarization: **Vertical**

EUT : W6M21904-18988

Power : 3.7 Vd.c.

M/N:

Distance: 3m

Test Mode : TX 2402MHz

Note :

Mk.	Frequency (MHz)	Reading (dBuV)	Detector	Corr. factor (dB/m)	Result (dBuV/m)	Limit (dBuV/m)	Ant.Pos (cm)	Tab.Pos (deg.)	Margin (dB)	Comment
-----	-----------------	----------------	----------	---------------------	-----------------	----------------	--------------	----------------	-------------	---------

*:Maximum data x:Over limit !:over margin



Address:6F.,No.58,Ln 188,Ruey Kuang Rd,Neihu,Taipei
 Tel:+886-2-6606-8877
 Fax:+886-2-6606-8879

Radiated Emission Measurement

Operator: Sky

File :3

Data :#1

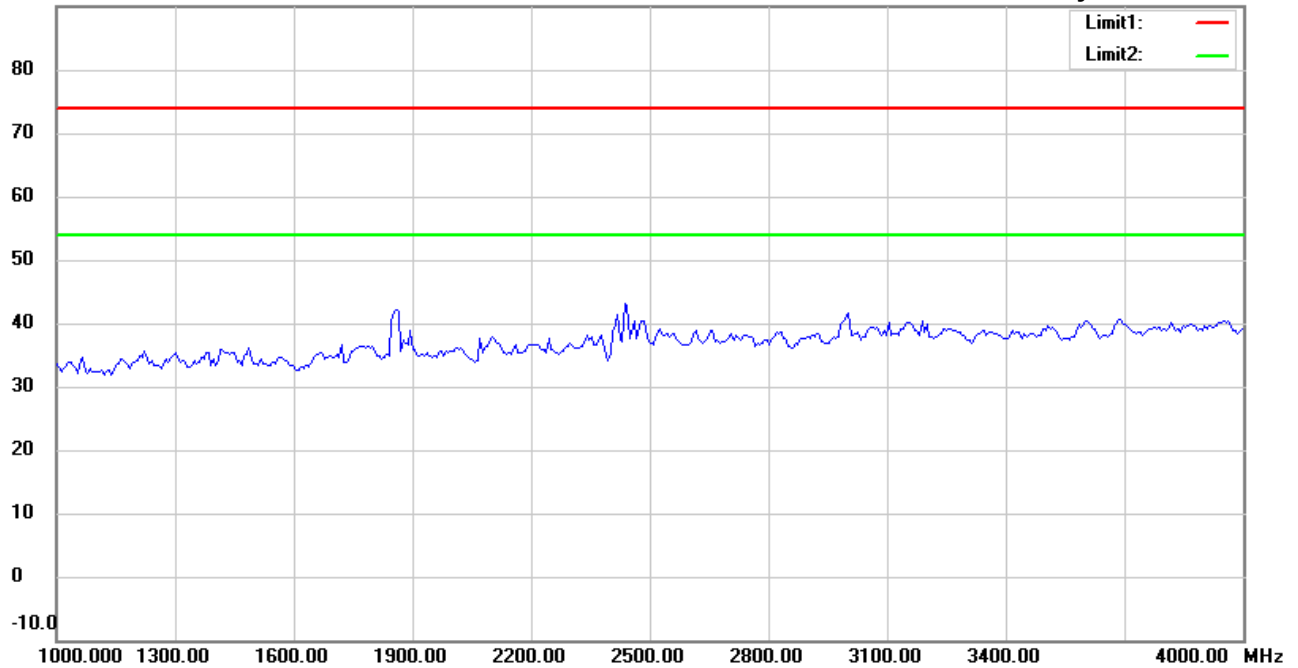
Date: 11/1/2019

Temperature:23.5 °C

90.0 dBuV/m

Time: 8:31:46 PM

Humidity:74.9 %



Site : Chamber

Condition : FCC_part 15 RE-Class C_Above 1GHz_PK

EUT : W6M21904-18988

M/N:

Test Mode : TX 2441MHz

Note :

Polarization: *Horizontal*

Power : 3.7 Vd.c.

Distance: 3m

Mk.	Frequency (MHz)	Reading (dBuV)	Detector	Corr. factor (dB/m)	Result (dBuV/m)	Limit (dBuV/m)	Ant.Pos (cm)	Tab.Pos (deg.)	Margin (dB)	Comment
-----	-----------------	----------------	----------	---------------------	-----------------	----------------	--------------	----------------	-------------	---------

*:Maximum data x:Over limit !:over margin



Address:6F.,No.58,Ln 188,Ruey Kuang Rd,Neihu,Taipei
 Tel:+886-2-6606-8877
 Fax:+886-2-6606-8879

Radiated Emission Measurement

Operator: Sky

File :3

Data :#6

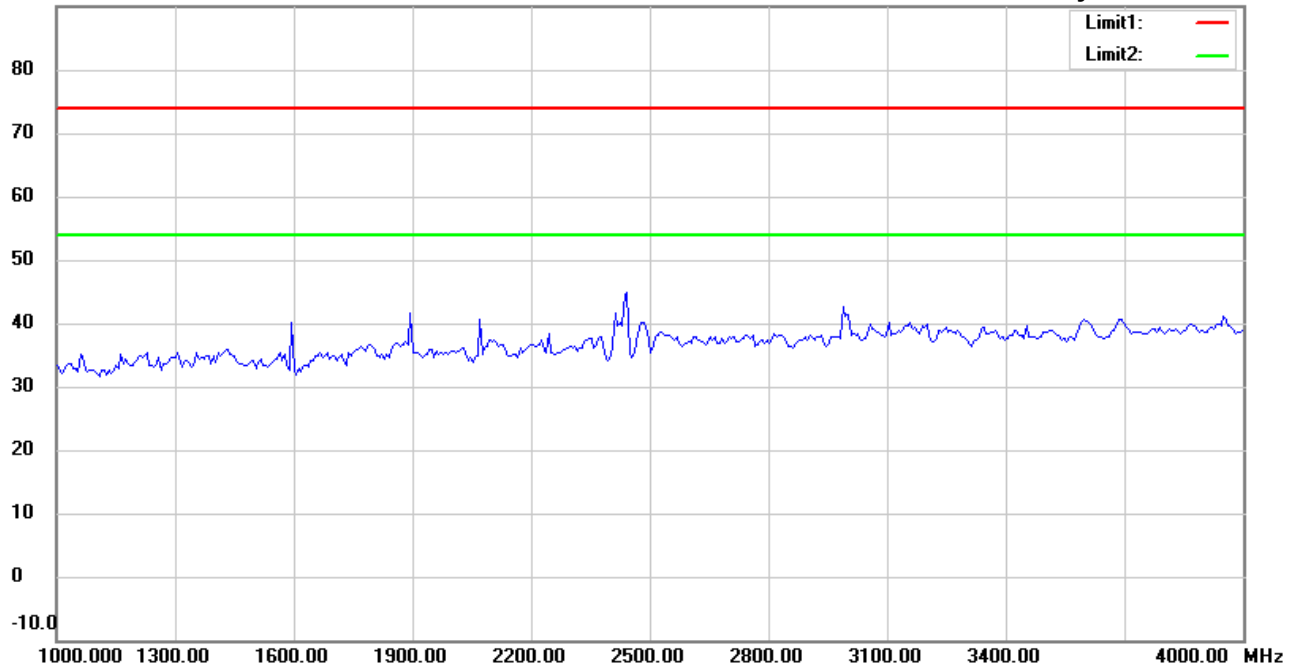
Date: 11/1/2019

Temperature:23.5 °C

90.0 dBuV/m

Time: 8:35:07 PM

Humidity:74.9 %



Site : Chamber

Condition : FCC_part 15 RE-Class C_Above 1GHz_PK

EUT : W6M21904-18988

M/N:

Test Mode : TX 2441MHz

Note :

Polarization: *Vertical*

Power : 3.7 Vd.c.

Distance: 3m

Mk.	Frequency (MHz)	Reading (dBuV)	Detector	Corr. factor (dB/m)	Result (dBuV/m)	Limit (dBuV/m)	Ant.Pos (cm)	Tab.Pos (deg.)	Margin (dB)	Comment
-----	-----------------	----------------	----------	---------------------	-----------------	----------------	--------------	----------------	-------------	---------

*:Maximum data x:Over limit !:over margin



Radiated Emission Measurement

Operator: Sky

File :3

Data :#2

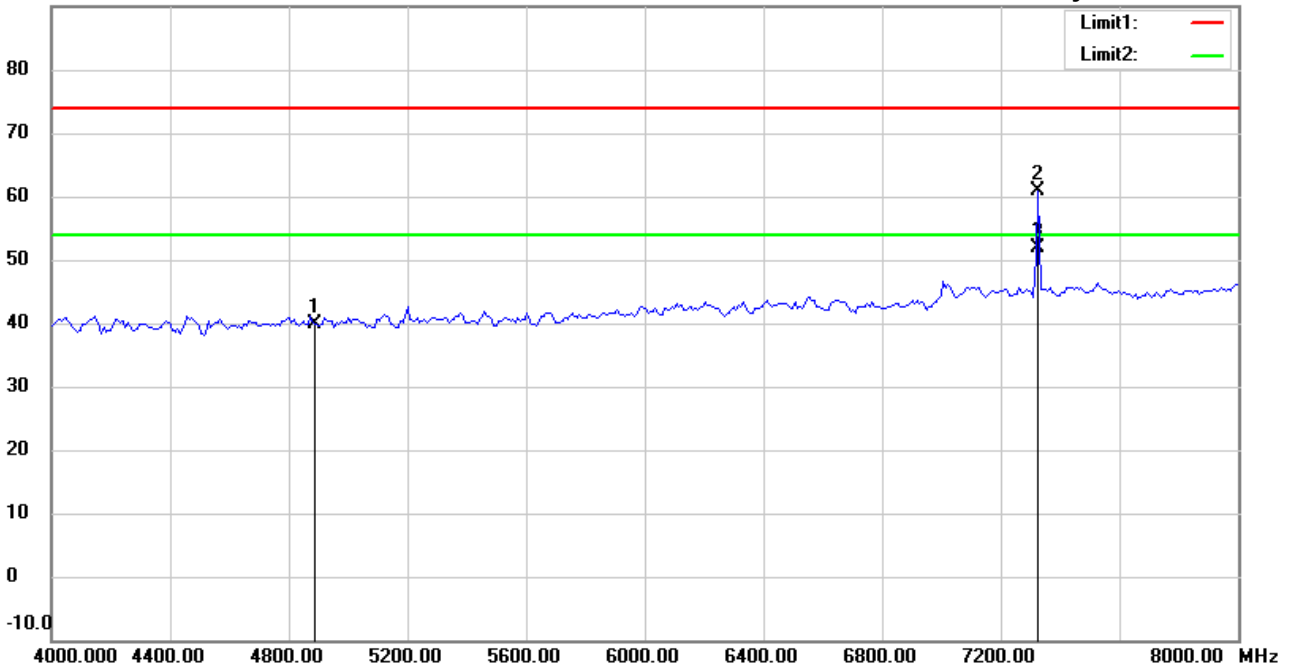
Date: 11/1/2019

Temperature:23.5 °C

90.0 dBuV/m

Time: 8:32:46 PM

Humidity:74.9 %



Site : Chamber

Condition : FCC_part 15 RE-Class C_Above 1GHz_PK

Polarization: *Horizontal*

EUT : W6M21904-18988

Power : 3.7 Vd.c.

M/N:

Distance: 3m

Test Mode : TX 2441MHz

Note :

Mk.	Frequency (MHz)	Reading (dBuV)	Detector	Corr. factor (dB/m)	Result (dBuV/m)	Limit (dBuV/m)	Ant.Pos (cm)	Tab.Pos (deg.)	Margin (dB)	Comment
	4882.000	41.58	peak	-1.67	39.91	74.00	150	20	-34.09	
	7323.190	57.42	peak	3.47	60.89	74.00	180	305	-13.11	
*	7323.190	48.51	AVG	3.47	51.98	54.00	180	305	-2.02	



Radiated Emission Measurement

Operator: Sky

File :3

Data :#7

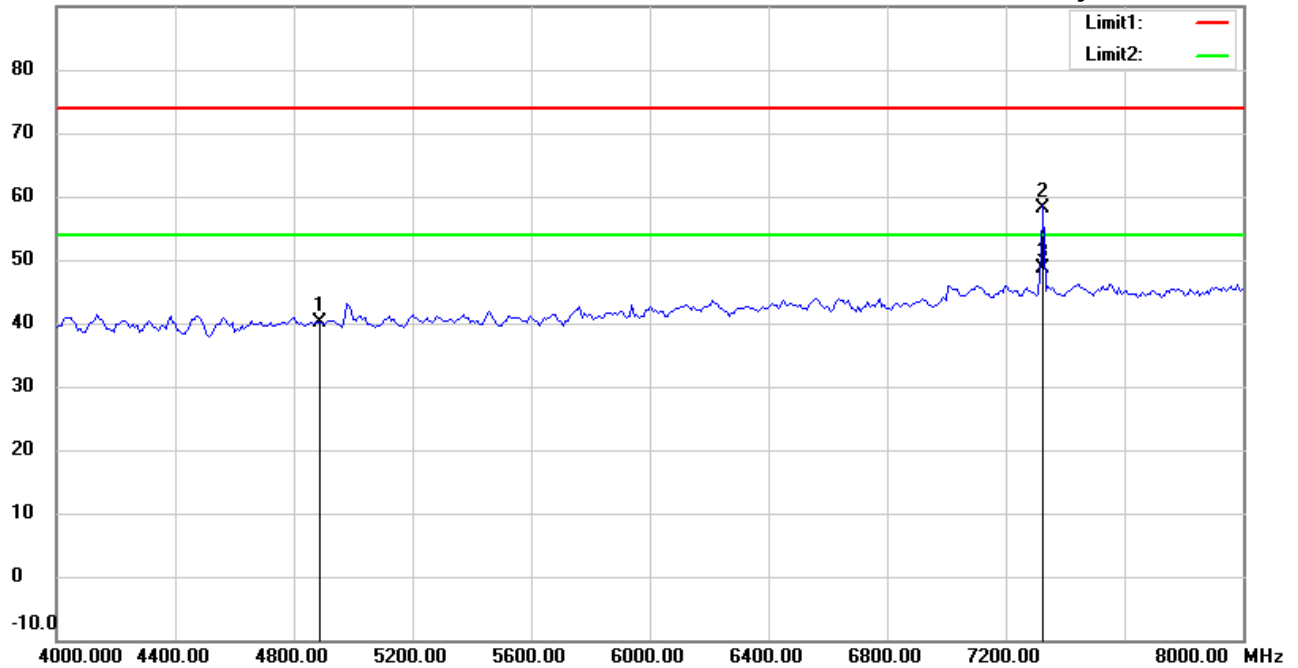
Date: 11/1/2019

Temperature:23.5 °C

90.0 dBuV/m

Time: 8:36:07 PM

Humidity:74.9 %



Site : Chamber

Condition : FCC_part 15 RE-Class C_Above 1GHz_PK

EUT : W6M21904-18988

M/N:

Test Mode : TX 2441MHz

Note :

Polarization: *Vertical*

Power : 3.7 Vd.c.

Distance: 3m

Mk.	Frequency (MHz)	Reading (dBuV)	Detector	Corr. factor (dB/m)	Result (dBuV/m)	Limit (dBuV/m)	Ant.Pos (cm)	Tab.Pos (deg.)	Margin (dB)	Comment
	4882.000	41.74	peak	-1.67	40.07	74.00	150	20	-33.93	
	7319.658	54.79	peak	3.45	58.24	74.00	150	274	-15.76	
*	7319.658	45.17	AVG	3.45	48.62	54.00	150	274	-5.38	



Address:6F.,No.58,Ln 188,Ruey Kuang Rd,Neihu,Taipei
 Tel:+886-2-6606-8877
 Fax:+886-2-6606-8879

Radiated Emission Measurement

Operator: Sky

File :3

Data :#3

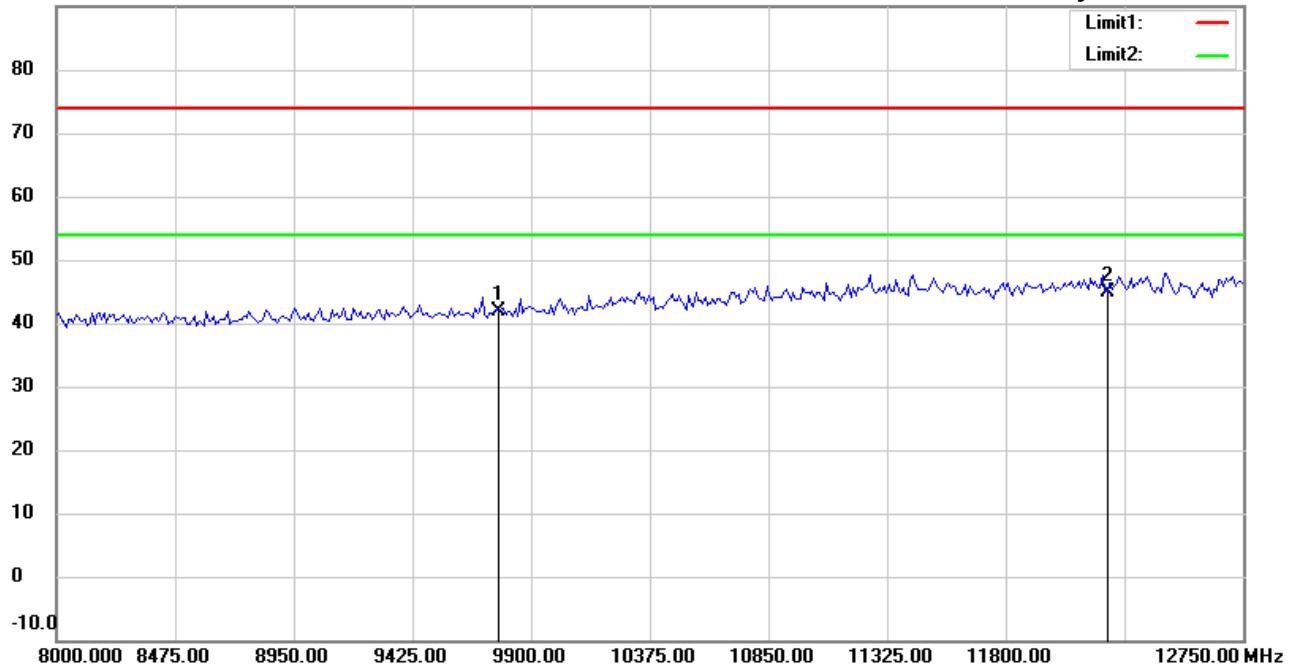
Date: 11/1/2019

Temperature:23.5 °C

90.0 dBuV/m

Time: 8:32:59 PM

Humidity:74.9 %



Site : Chamber

Condition : FCC_part 15 RE-Class C_Above 1GHz_PK

Polarization: *Horizontal*

EUT : W6M21904-18988

Power : 3.7 Vd.c.

M/N:

Distance: 3m

Test Mode : TX 2441MHz

Note :

Mk.	Frequency (MHz)	Reading (dBuV)	Detector	Corr. factor (dB/m)	Result (dBuV/m)	Limit (dBuV/m)	Ant.Pos (cm)	Tab.Pos (deg.)	Margin (dB)	Comment
	9764.000	35.16	peak	6.77	41.93	74.00	150	40	-32.07	
*	12205.000	32.05	peak	12.81	44.86	74.00	150	170	-29.14	

*:Maximum data x:Over limit !:over margin



Address:6F.,No.58,Ln 188,Ruey Kuang Rd,Neihu,Taipei
 Tel:+886-2-6606-8877
 Fax:+886-2-6606-8879

Radiated Emission Measurement

Operator: Sky

File :3

Data :#8

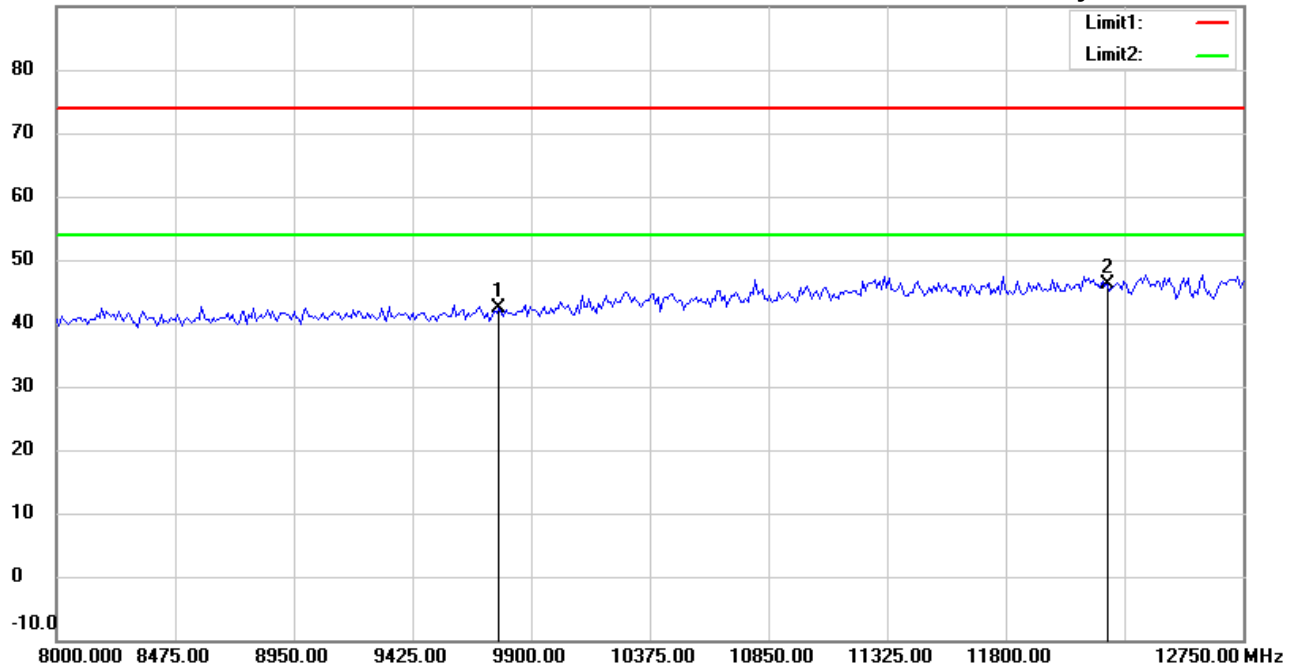
Date: 11/1/2019

Temperature:23.5 °C

90.0 dBuV/m

Time: 8:36:20 PM

Humidity:74.9 %



Site : Chamber

Condition : FCC_part 15 RE-Class C_Above 1GHz_PK

Polarization: *Vertical*

EUT : W6M21904-18988

Power : 3.7 Vd.c.

M/N:

Distance: 3m

Test Mode : TX 2441MHz

Note :

Mk.	Frequency (MHz)	Reading (dBuV)	Detector	Corr. factor (dB/m)	Result (dBuV/m)	Limit (dBuV/m)	Ant.Pos (cm)	Tab.Pos (deg.)	Margin (dB)	Comment
	9764.000	35.67	peak	6.77	42.44	74.00	150	15	-31.56	
*	12205.000	33.31	peak	12.81	46.12	74.00	150	170	-27.88	

*:Maximum data x:Over limit !:over margin



Address:6F.,No.58,Ln 188,Ruey Kuang Rd,Neihu,Taipei
 Tel:+886-2-6606-8877
 Fax:+886-2-6606-8879

Radiated Emission Measurement

Operator: Sky

File :3

Data :#4

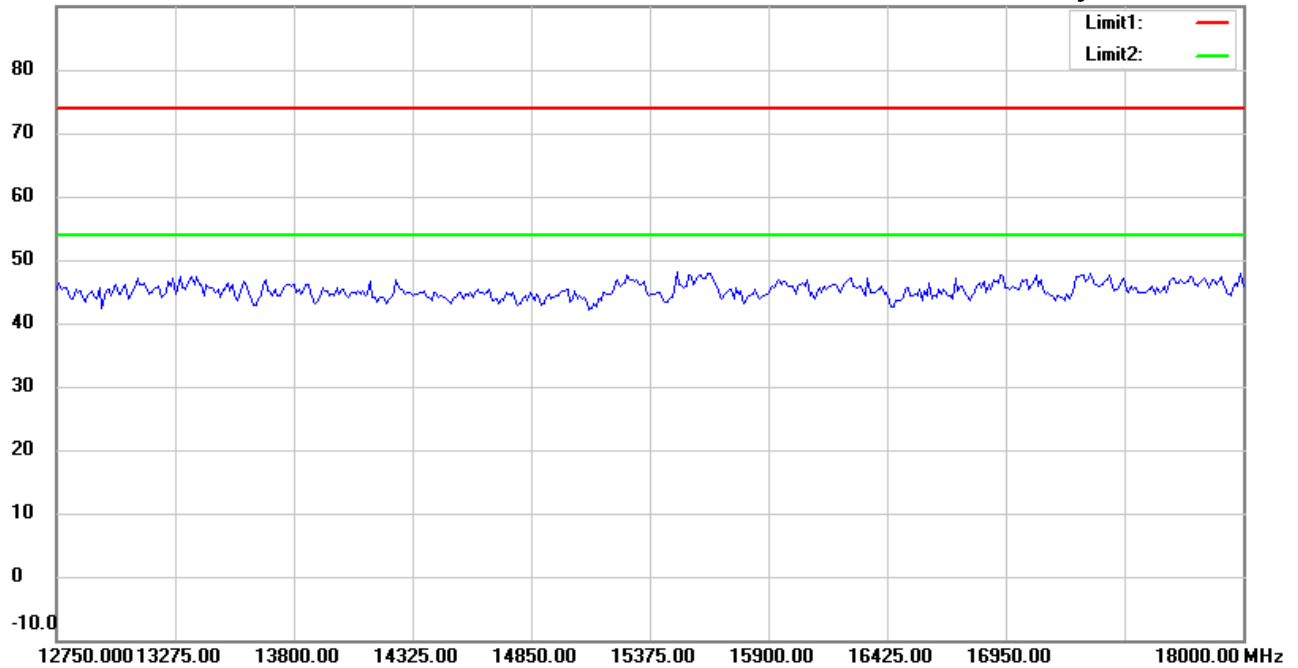
Date: 11/1/2019

Temperature:23.5 °C

90.0 dBuV/m

Time: 8:33:57 PM

Humidity:74.9 %



Site : Chamber

Condition : FCC_part 15 RE-Class C_Above 1GHz_PK

Polarization: *Horizontal*

EUT : W6M21904-18988

Power : 3.7 Vd.c.

M/N:

Distance: 3m

Test Mode : TX 2441MHz

Note :

Mk.	Frequency (MHz)	Reading (dBuV)	Detector	Corr. factor (dB/m)	Result (dBuV/m)	Limit (dBuV/m)	Ant.Pos (cm)	Tab.Pos (deg.)	Margin (dB)	Comment
-----	-----------------	----------------	----------	---------------------	-----------------	----------------	--------------	----------------	-------------	---------

*:Maximum data x:Over limit !:over margin



Address:6F.,No.58,Ln 188,Ruey Kuang Rd,Neihu,Taipei
 Tel:+886-2-6606-8877
 Fax:+886-2-6606-8879

Radiated Emission Measurement

Operator: Sky

File :3

Data :#9

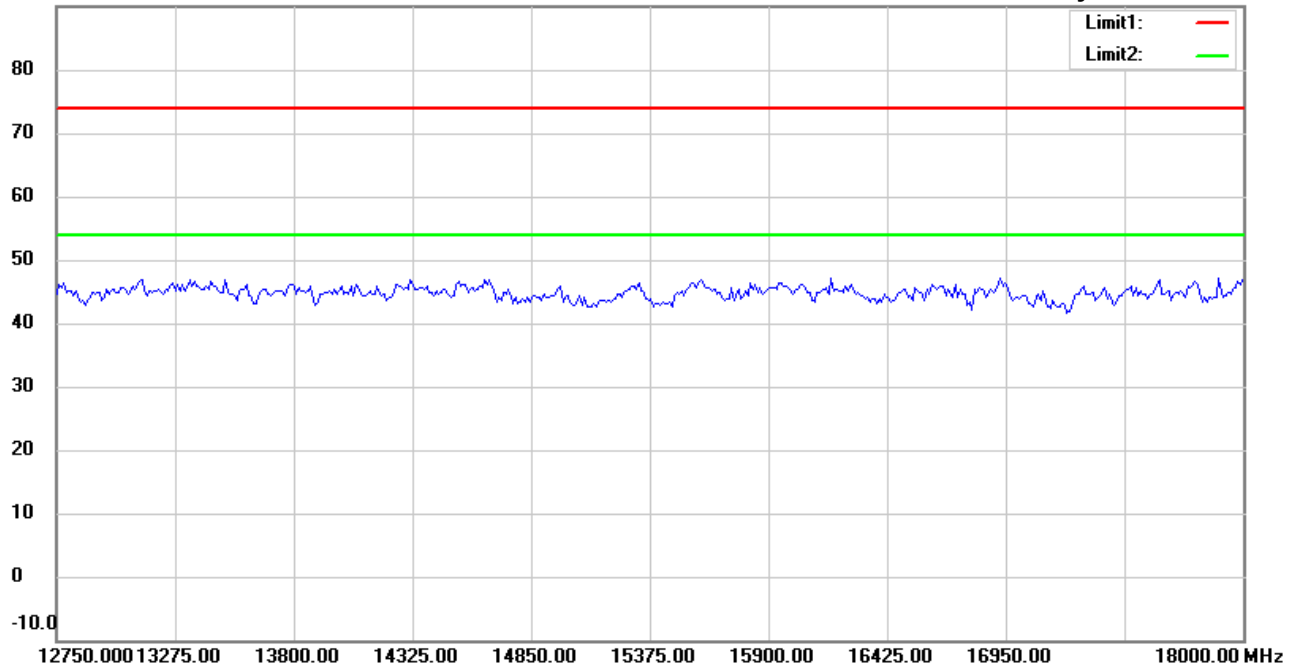
Date: 11/1/2019

Temperature:23.5 °C

90.0 dBuV/m

Time: 8:37:22 PM

Humidity:74.9 %



Site : Chamber

Condition : FCC_part 15 RE-Class C_Above 1GHz_PK

Polarization: *Vertical*

EUT : W6M21904-18988

Power : 3.7 Vd.c.

M/N:

Distance: 3m

Test Mode : TX 2441MHz

Note :

Mk.	Frequency (MHz)	Reading (dBuV)	Detector	Corr. factor (dB/m)	Result (dBuV/m)	Limit (dBuV/m)	Ant.Pos (cm)	Tab.Pos (deg.)	Margin (dB)	Comment
-----	-----------------	----------------	----------	---------------------	-----------------	----------------	--------------	----------------	-------------	---------

*:Maximum data x:Over limit !:over margin



Address:6F.,No.58,Ln 188,Ruey Kuang Rd,Neihu,Taipei
 Tel:+886-2-6606-8877
 Fax:+886-2-6606-8879

Radiated Emission Measurement

Operator: Sky

File :3

Data :#5

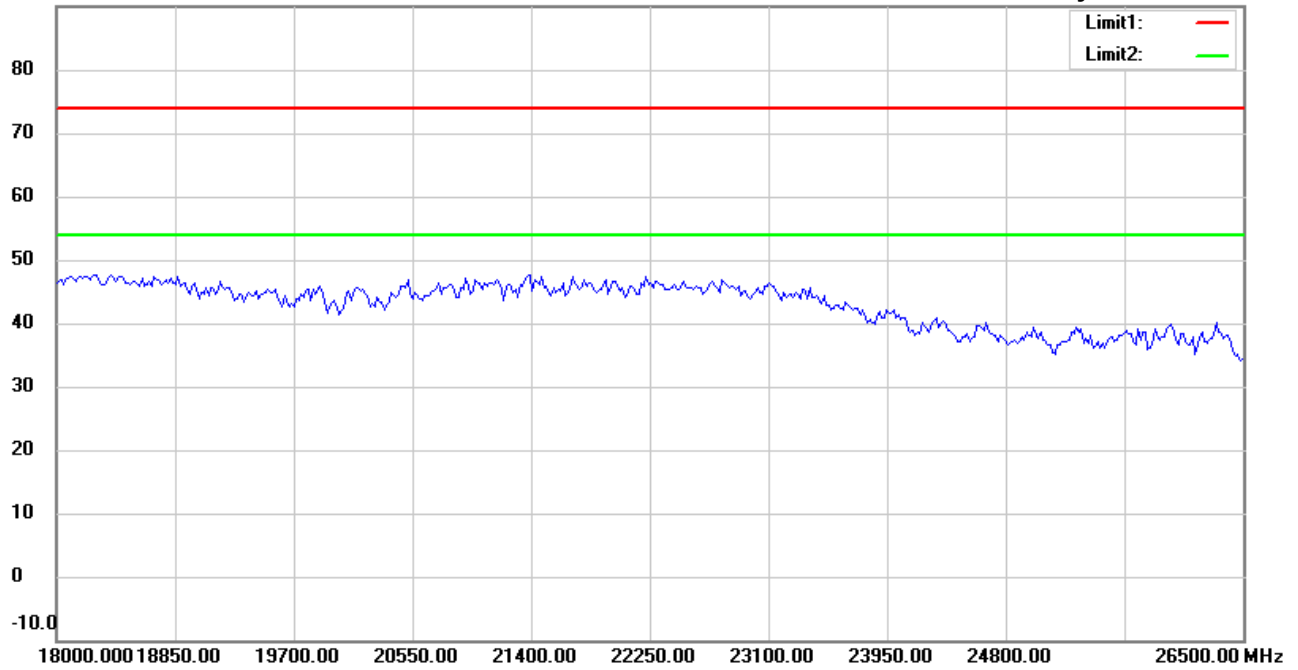
Date: 11/1/2019

Temperature:23.5 °C

90.0 dBuV/m

Time: 8:34:06 PM

Humidity:74.9 %



Site : Chamber

Condition : FCC_part 15 RE-Class C_Above 1GHz_PK

EUT : W6M21904-18988

M/N:

Test Mode : TX 2441MHz

Note :

Polarization: *Horizontal*

Power : 3.7 Vd.c.

Distance: 3m

Mk.	Frequency (MHz)	Reading (dBuV)	Detector	Corr. factor (dB/m)	Result (dBuV/m)	Limit (dBuV/m)	Ant.Pos (cm)	Tab.Pos (deg.)	Margin (dB)	Comment
-----	-----------------	----------------	----------	---------------------	-----------------	----------------	--------------	----------------	-------------	---------

*:Maximum data x:Over limit !:over margin



Address:6F.,No.58,Ln 188,Ruey Kuang Rd,Neihu,Taipei
 Tel:+886-2-6606-8877
 Fax:+886-2-6606-8879

Radiated Emission Measurement

Operator: Sky

File :3

Data :#10

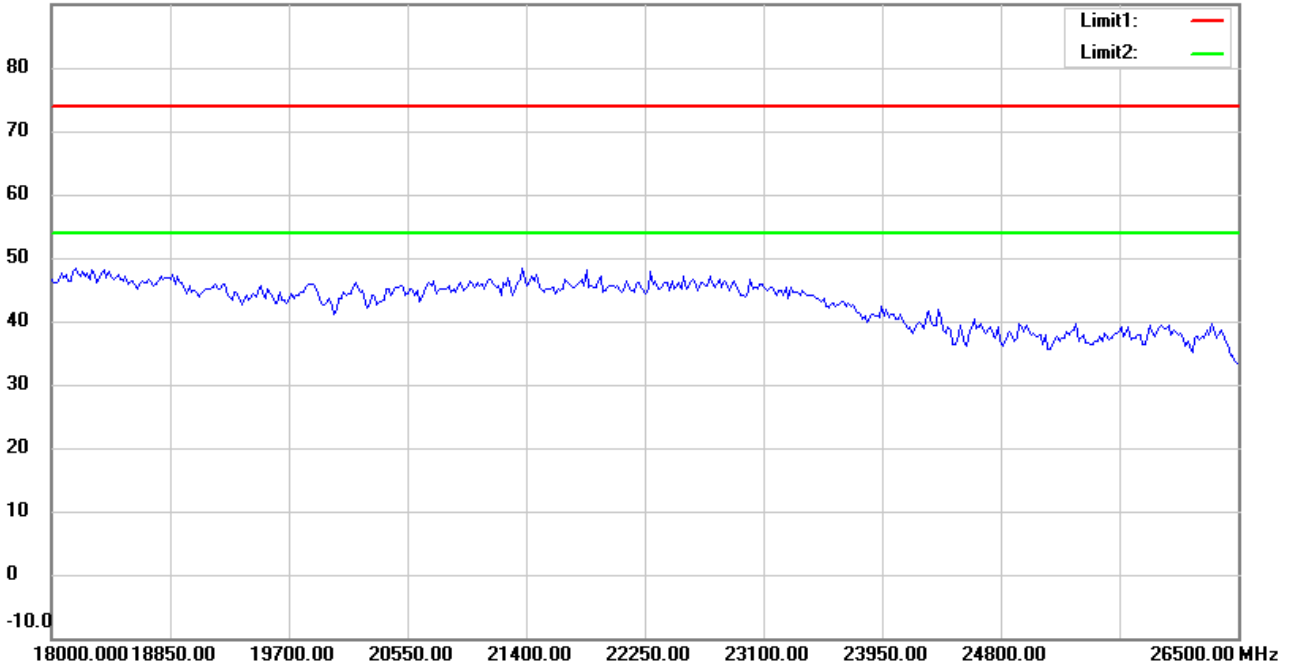
Date: 11/1/2019

Temperature:23.5 °C

90.0 dBuV/m

Time: 8:37:32 PM

Humidity:74.9 %



Site : Chamber

Condition : FCC_part 15 RE-Class C_Above 1GHz_PK

Polarization: *Vertical*

EUT : W6M21904-18988

Power : 3.7 Vd.c.

M/N:

Distance: 3m

Test Mode : TX 2441MHz

Note :

Mk.	Frequency (MHz)	Reading (dBuV)	Detector	Corr. factor (dB/m)	Result (dBuV/m)	Limit (dBuV/m)	Ant.Pos (cm)	Tab.Pos (deg.)	Margin (dB)	Comment
-----	-----------------	----------------	----------	---------------------	-----------------	----------------	--------------	----------------	-------------	---------

*:Maximum data x:Over limit !:over margin



Address:6F.,No.58,Ln 188,Ruey Kuang Rd,Neihu,Taipei
 Tel:+886-2-6606-8877
 Fax:+886-2-6606-8879

Radiated Emission Measurement

Operator: Sky

File :3

Data :#1

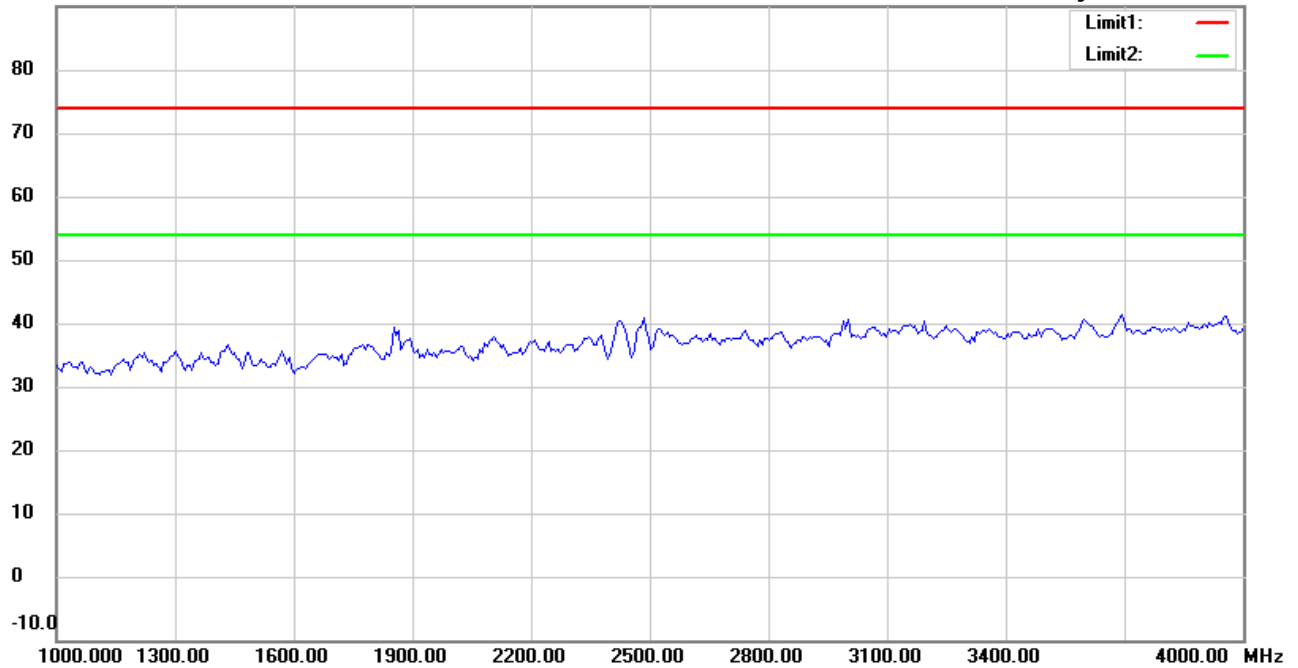
Date: 11/1/2019

Temperature:23.5 °C

90.0 dBuV/m

Time: 9:00:44 PM

Humidity:74.9 %



Site : Chamber

Condition : FCC_part 15 RE-Class C_Above 1GHz_PK

EUT : W6M21904-18988

M/N:

Test Mode : TX 2480MHz

Note :

Polarization: *Horizontal*

Power : 3.7 Vd.c.

Distance: 3m

Mk.	Frequency (MHz)	Reading (dBuV)	Detector	Corr. factor (dB/m)	Result (dBuV/m)	Limit (dBuV/m)	Ant.Pos (cm)	Tab.Pos (deg.)	Margin (dB)	Comment
-----	-----------------	----------------	----------	---------------------	-----------------	----------------	--------------	----------------	-------------	---------

*:Maximum data x:Over limit !:over margin



Address:6F.,No.58,Ln 188,Ruey Kuang Rd,Neihu,Taipei
 Tel:+886-2-6606-8877
 Fax:+886-2-6606-8879

Radiated Emission Measurement

Operator: Sky

File :3

Data :#6

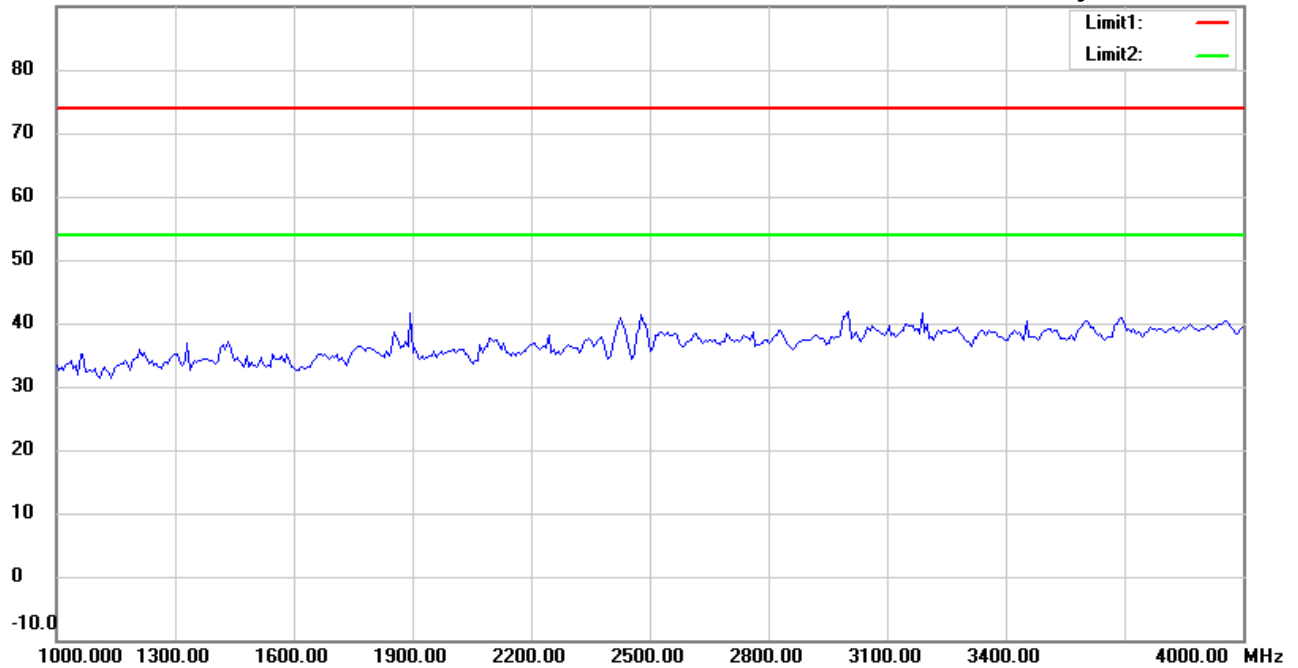
Date: 11/1/2019

Temperature:23.5 °C

90.0 dBuV/m

Time: 9:04:05 PM

Humidity:74.9 %



Site : Chamber

Condition : FCC_part 15 RE-Class C_Above 1GHz_PK

EUT : W6M21904-18988

M/N:

Test Mode : TX 2480MHz

Note :

Polarization: *Vertical*

Power : 3.7 Vd.c.

Distance: 3m

Mk.	Frequency (MHz)	Reading (dBuV)	Detector	Corr. factor (dB/m)	Result (dBuV/m)	Limit (dBuV/m)	Ant.Pos (cm)	Tab.Pos (deg.)	Margin (dB)	Comment
-----	-----------------	----------------	----------	---------------------	-----------------	----------------	--------------	----------------	-------------	---------

*:Maximum data x:Over limit !:over margin



Radiated Emission Measurement

Operator: Sky

File :3

Data :#2

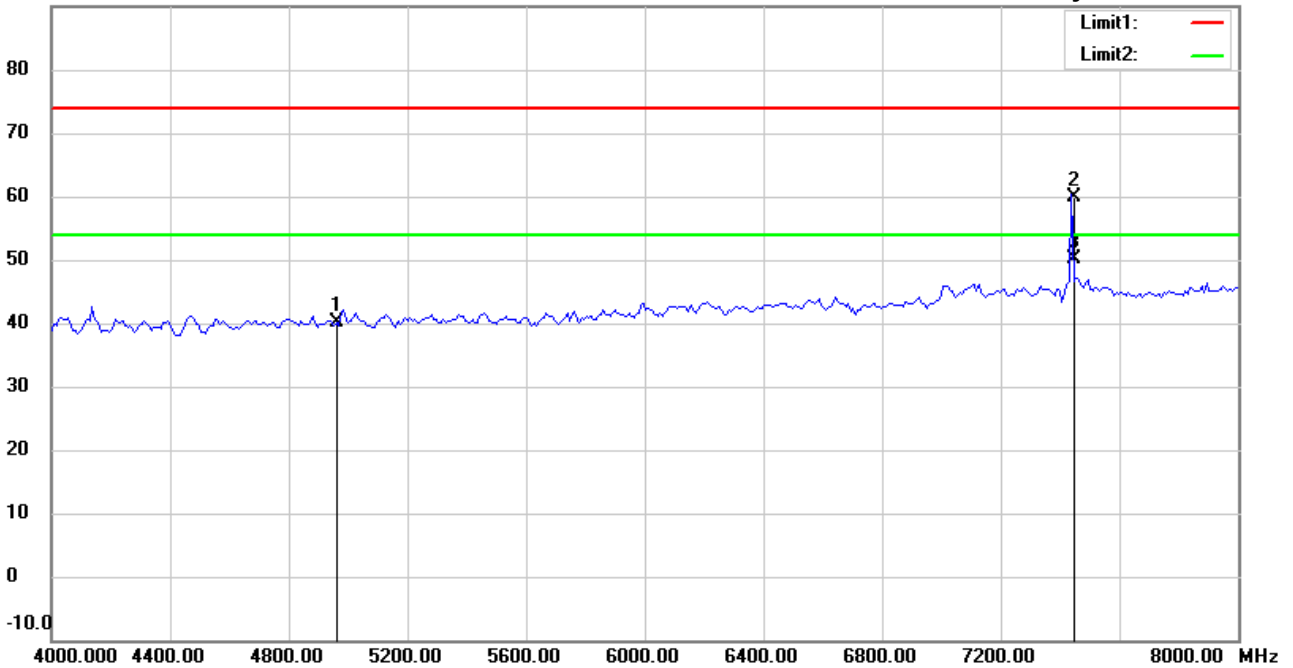
Date: 11/1/2019

Temperature:23.5 °C

90.0 dBuV/m

Time: 9:01:44 PM

Humidity:74.9 %



Site : Chamber

Condition : FCC_part 15 RE-Class C_Above 1GHz_PK

EUT : W6M21904-18988

M/N:

Test Mode : TX 2480MHz

Note :

Polarization: *Horizontal*

Power : 3.7 Vd.c.

Distance: 3m

Mk.	Frequency (MHz)	Reading (dBuV)	Detector	Corr. factor (dB/m)	Result (dBuV/m)	Limit (dBuV/m)	Ant.Pos (cm)	Tab.Pos (deg.)	Margin (dB)	Comment
	4960.000	41.49	peak	-1.35	40.14	74.00	150	145	-33.86	
	7438.878	56.11	peak	3.73	59.84	74.00	150	310	-14.16	
*	7438.878	46.35	AVG	3.73	50.08	54.00	150	310	-3.92	



Radiated Emission Measurement

Operator: Sky

File :3

Data :#7

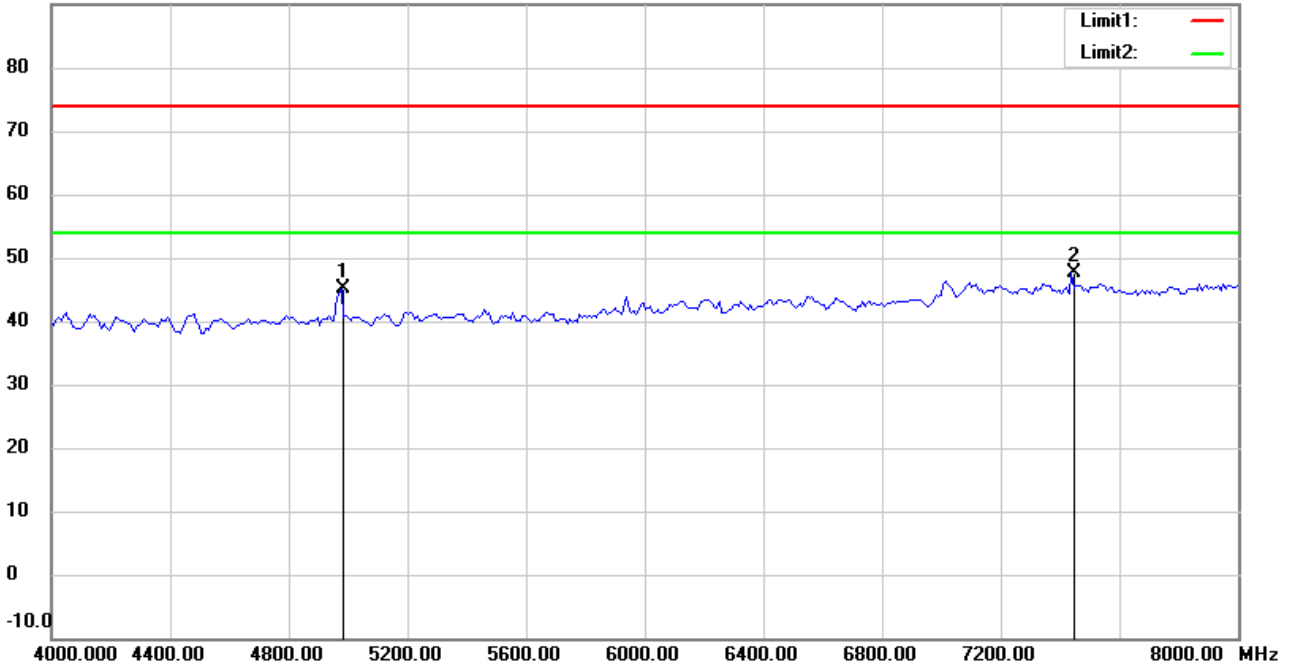
Date: 11/1/2019

Temperature:23.5 °C

90.0 dBuV/m

Time: 9:05:05 PM

Humidity:74.9 %



Site : Chamber

Condition : FCC_part 15 RE-Class C_Above 1GHz_PK

EUT : W6M21904-18988

M/N:

Test Mode : TX 2480MHz

Note :

Polarization: **Vertical**

Power : 3.7 Vd.c.

Distance: 3m

Mk.	Frequency (MHz)	Reading (dBuV)	Detector	Corr. factor (dB/m)	Result (dBuV/m)	Limit (dBuV/m)	Ant.Pos (cm)	Tab.Pos (deg.)	Margin (dB)	Comment
	4977.956	46.34	peak	-1.27	45.07	74.00	150	225	-28.93	
*	7438.878	44.01	peak	3.73	47.74	74.00	150	95	-26.26	



Address:6F.,No.58,Ln 188,Ruey Kuang Rd,Neihu,Taipei
 Tel:+886-2-6606-8877
 Fax:+886-2-6606-8879

Radiated Emission Measurement

Operator: Sky

File :3

Data :#3

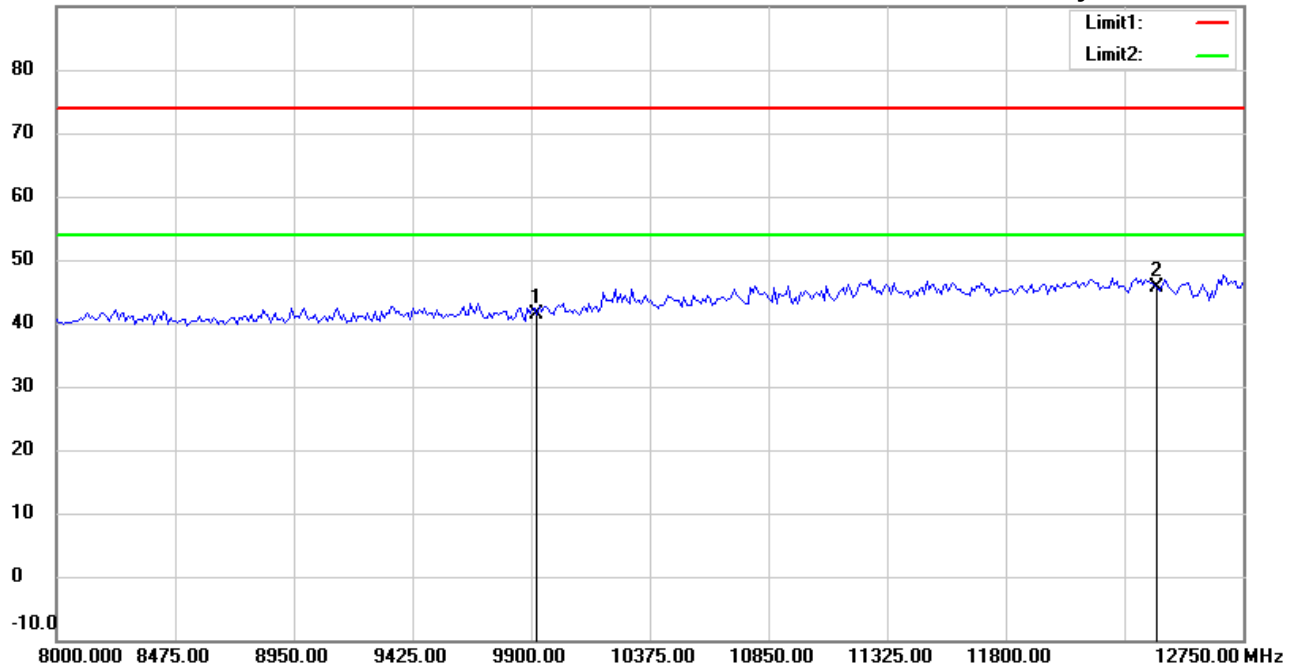
Date: 11/1/2019

Temperature:23.5 °C

90.0 dBuV/m

Time: 9:01:57 PM

Humidity:74.9 %



Site : Chamber

Condition : FCC_part 15 RE-Class C_Above 1GHz_PK

Polarization: *Horizontal*

EUT : W6M21904-18988

Power : 3.7 Vd.c.

M/N:

Distance: 3m

Test Mode : TX 2480MHz

Note :

Mk.	Frequency (MHz)	Reading (dBuV)	Detector	Corr. factor (dB/m)	Result (dBuV/m)	Limit (dBuV/m)	Ant.Pos (cm)	Tab.Pos (deg.)	Margin (dB)	Comment
	9920.000	34.11	peak	7.16	41.27	74.00	150	355	-32.73	
*	12400.000	32.91	peak	12.75	45.66	74.00	150	180	-28.34	

*:Maximum data x:Over limit !:over margin



Address:6F.,No.58,Ln 188,Ruey Kuang Rd,Neihu,Taipei
 Tel:+886-2-6606-8877
 Fax:+886-2-6606-8879

Radiated Emission Measurement

Operator: Sky

File :3

Data :#8

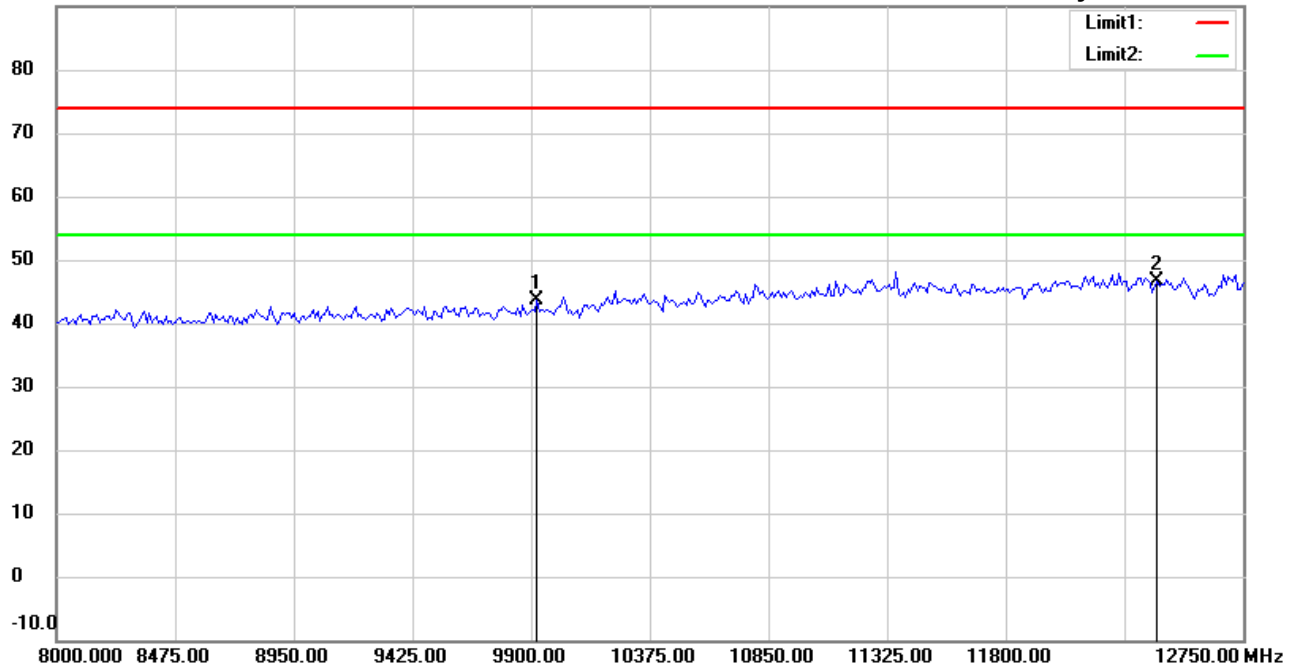
Date: 11/1/2019

Temperature:23.5 °C

90.0 dBuV/m

Time: 9:05:18 PM

Humidity:74.9 %



Site : Chamber

Condition : FCC_part 15 RE-Class C_Above 1GHz_PK

Polarization: **Vertical**

EUT : W6M21904-18988

Power : 3.7 Vd.c.

M/N:

Distance: 3m

Test Mode : TX 2480MHz

Note :

Mk.	Frequency (MHz)	Reading (dBuV)	Detector	Corr. factor (dB/m)	Result (dBuV/m)	Limit (dBuV/m)	Ant.Pos (cm)	Tab.Pos (deg.)	Margin (dB)	Comment
	9920.000	36.52	peak	7.16	43.68	74.00	150	100	-30.32	
*	12400.000	33.79	peak	12.75	46.54	74.00	150	30	-27.46	

*:Maximum data x:Over limit !:over margin



Address:6F.,No.58,Ln 188,Ruey Kuang Rd,Neihu,Taipei
 Tel:+886-2-6606-8877
 Fax:+886-2-6606-8879

Radiated Emission Measurement

Operator: Sky

File :3

Data :#4

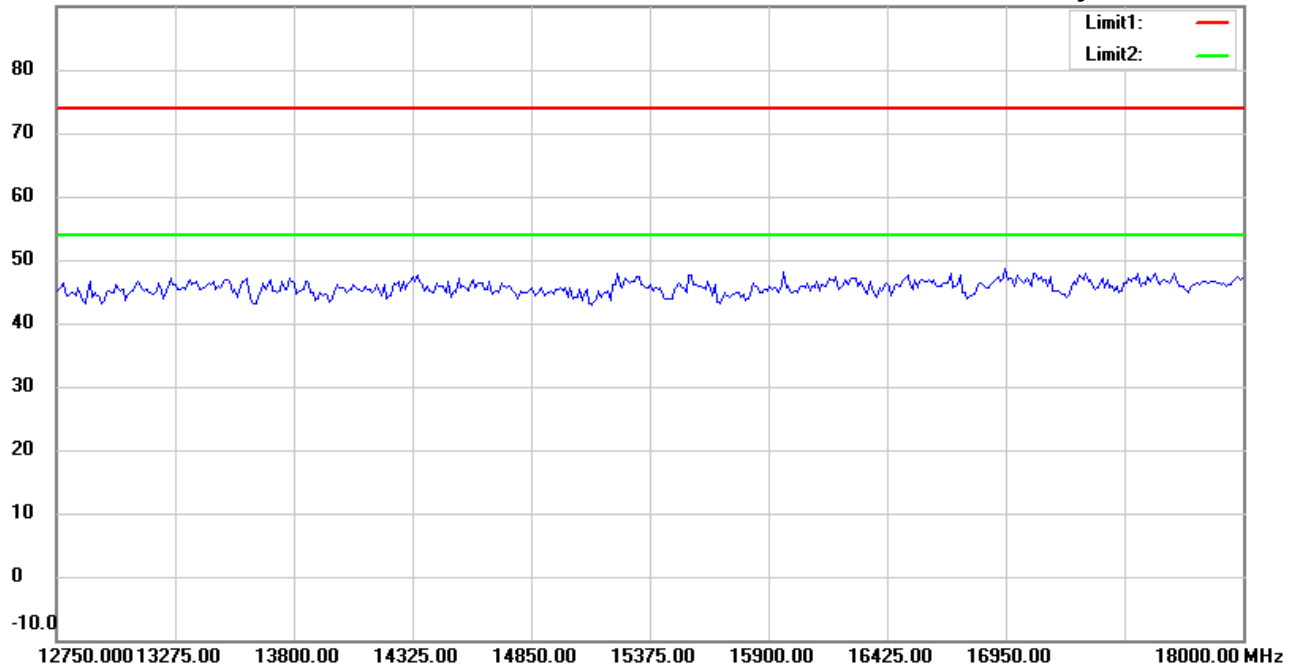
Date: 11/1/2019

Temperature:23.5 °C

90.0 dBuV/m

Time: 9:02:55 PM

Humidity:74.9 %



Site : Chamber

Condition : FCC_part 15 RE-Class C_Above 1GHz_PK

Polarization: *Horizontal*

EUT : W6M21904-18988

Power : 3.7 Vd.c.

M/N:

Distance: 3m

Test Mode : TX 2480MHz

Note :

Mk.	Frequency (MHz)	Reading (dBuV)	Detector	Corr. factor (dB/m)	Result (dBuV/m)	Limit (dBuV/m)	Ant.Pos (cm)	Tab.Pos (deg.)	Margin (dB)	Comment
-----	-----------------	----------------	----------	---------------------	-----------------	----------------	--------------	----------------	-------------	---------

*:Maximum data x:Over limit !:over margin



Address:6F.,No.58,Ln 188,Ruey Kuang Rd,Neihu,Taipei
 Tel:+886-2-6606-8877
 Fax:+886-2-6606-8879

Radiated Emission Measurement

Operator: Sky

File :3

Data :#9

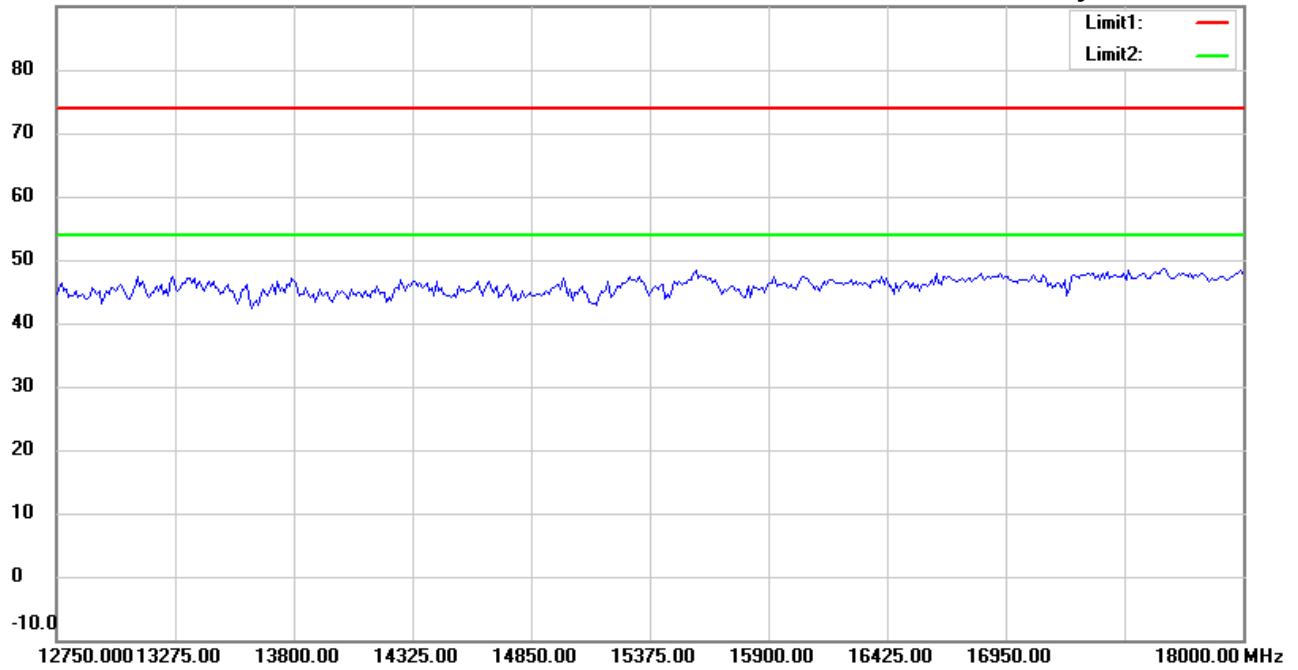
Date: 11/1/2019

Temperature:23.5 °C

90.0 dBuV/m

Time: 9:06:20 PM

Humidity:74.9 %



Site : Chamber

Condition : FCC_part 15 RE-Class C_Above 1GHz_PK

Polarization: **Vertical**

EUT : W6M21904-18988

Power : 3.7 Vd.c.

M/N:

Distance: 3m

Test Mode : TX 2480MHz

Note :

Mk.	Frequency (MHz)	Reading (dBuV)	Detector	Corr. factor (dB/m)	Result (dBuV/m)	Limit (dBuV/m)	Ant.Pos (cm)	Tab.Pos (deg.)	Margin (dB)	Comment
-----	-----------------	----------------	----------	---------------------	-----------------	----------------	--------------	----------------	-------------	---------

*:Maximum data x:Over limit !:over margin



Address:6F.,No.58,Ln 188,Ruey Kuang Rd,Neihu,Taipei
 Tel:+886-2-6606-8877
 Fax:+886-2-6606-8879

Radiated Emission Measurement

Operator: Sky

File :3

Data :#5

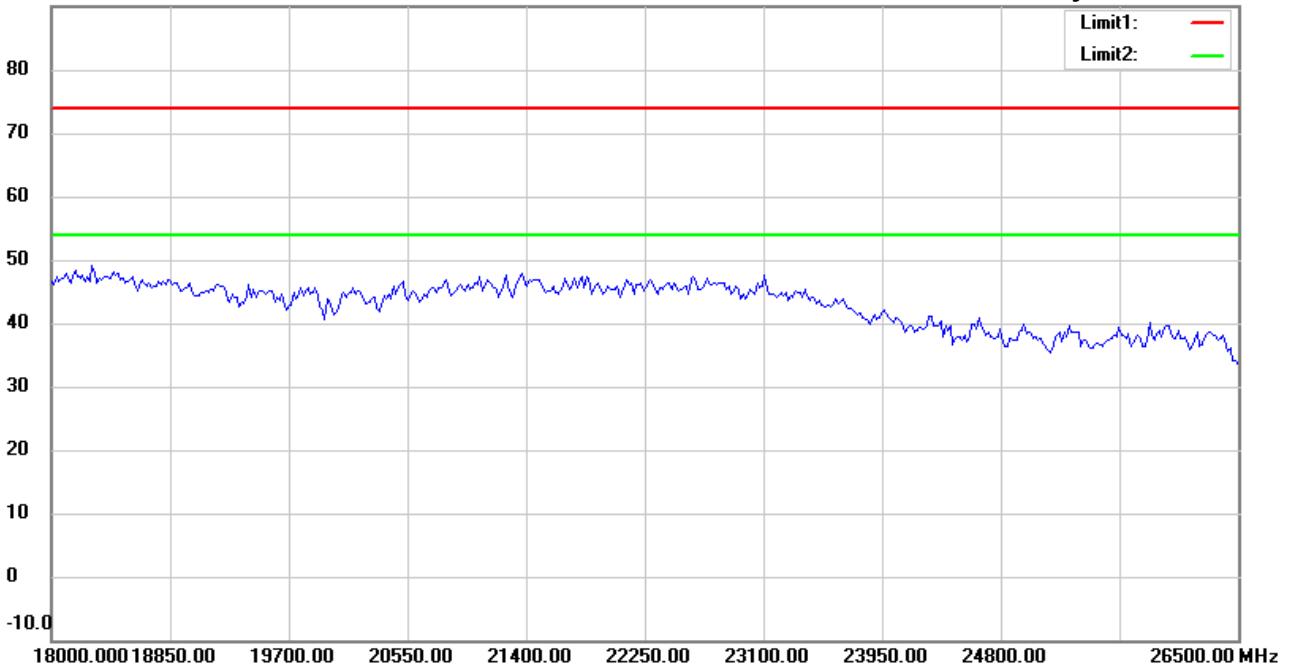
Date: 11/1/2019

Temperature:23.5 °C

90.0 dBuV/m

Time: 9:03:05 PM

Humidity:74.9 %



Site : Chamber

Condition : FCC_part 15 RE-Class C_Above 1GHz_PK

Polarization: *Horizontal*

EUT : W6M21904-18988

Power : 3.7 Vd.c.

M/N:

Distance: 3m

Test Mode : TX 2480MHz

Note :

Mk.	Frequency (MHz)	Reading (dBuV)	Detector	Corr. factor (dB/m)	Result (dBuV/m)	Limit (dBuV/m)	Ant.Pos (cm)	Tab.Pos (deg.)	Margin (dB)	Comment
-----	-----------------	----------------	----------	---------------------	-----------------	----------------	--------------	----------------	-------------	---------

*:Maximum data x:Over limit !:over margin



Address:6F.,No.58,Ln 188,Ruey Kuang Rd,Neihu,Taipei
 Tel:+886-2-6606-8877
 Fax:+886-2-6606-8879

Radiated Emission Measurement

Operator: Sky

File :3

Data :#10

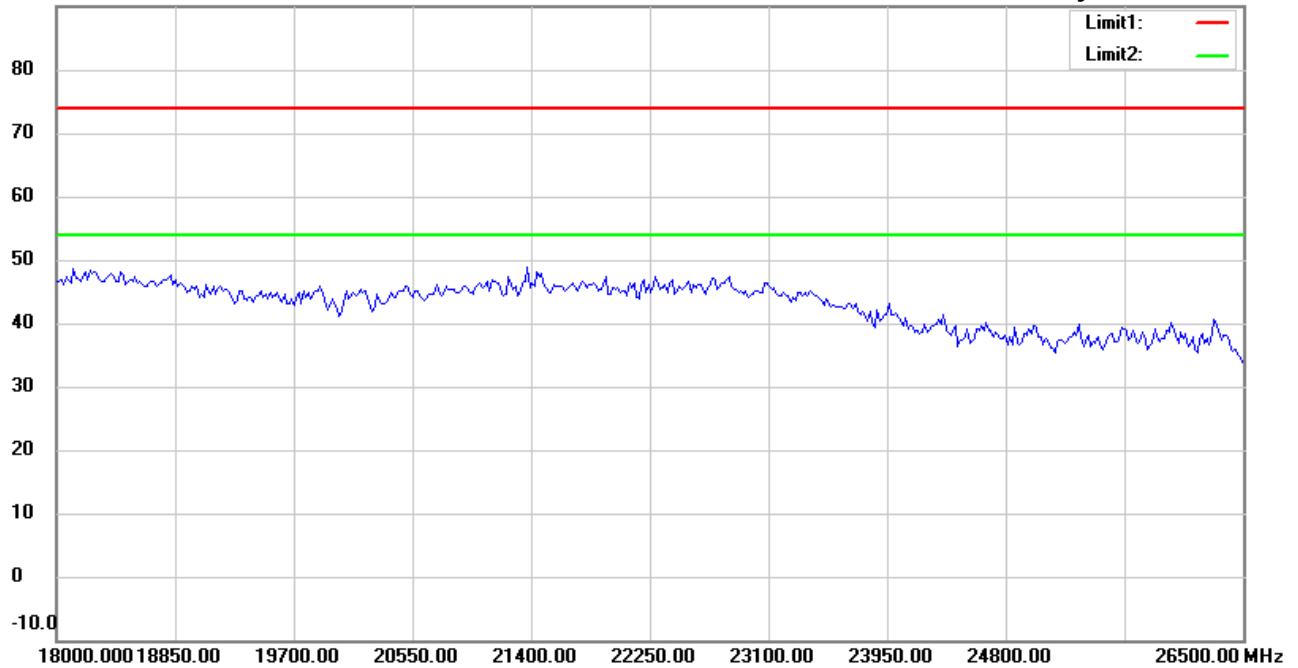
Date: 11/1/2019

Temperature:23.5 °C

90.0 dBuV/m

Time: 9:06:30 PM

Humidity:74.9 %



Site : Chamber

Condition : FCC_part 15 RE-Class C_Above 1GHz_PK

Polarization: *Vertical*

EUT : W6M21904-18988

Power : 3.7 Vd.c.

M/N:

Distance: 3m

Test Mode : TX 2480MHz

Note :

Mk.	Frequency (MHz)	Reading (dBuV)	Detector	Corr. factor (dB/m)	Result (dBuV/m)	Limit (dBuV/m)	Ant.Pos (cm)	Tab.Pos (deg.)	Margin (dB)	Comment
-----	-----------------	----------------	----------	---------------------	-----------------	----------------	--------------	----------------	-------------	---------

*:Maximum data x:Over limit !:over margin



Radiated Emission Measurement

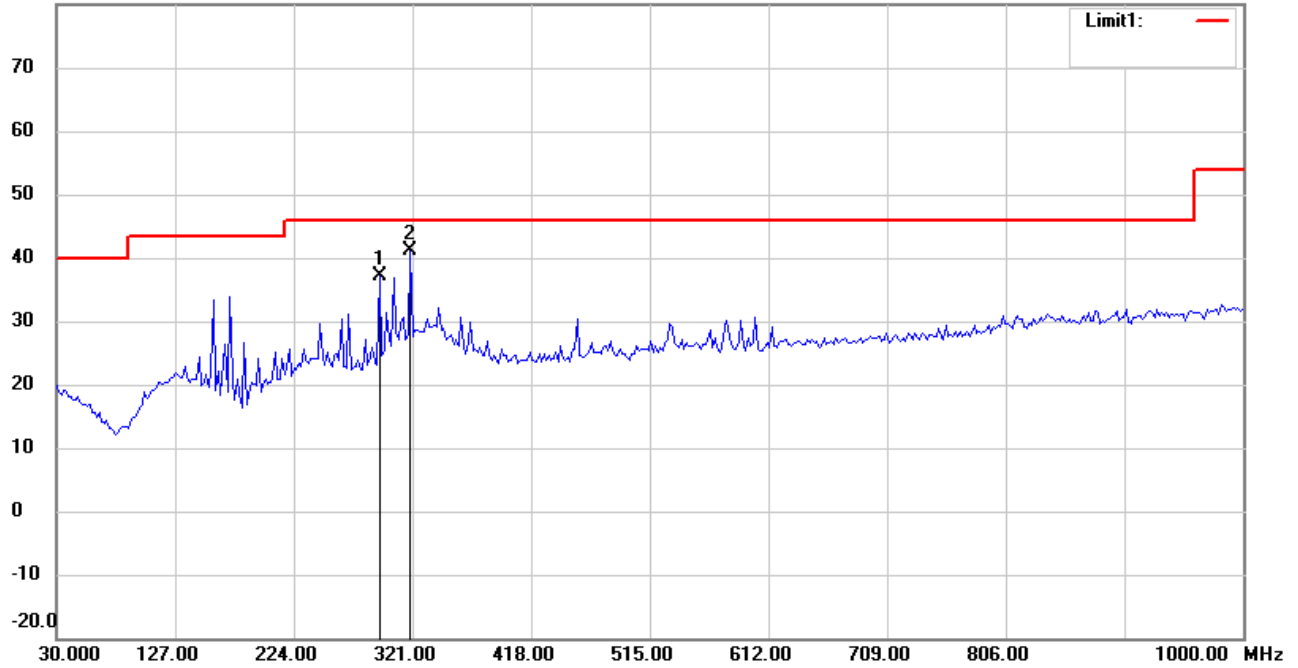
Operator: Sky

File :1_ANT1_2
80.0 dBuV/m

Data :#1

Date: 11/5/2019
Time: 1:21:56 PM

Temperature:22.3 °C
Humidity:70.6 %



Site : Chamber

Condition : FCC_part 15 RE-Class C_30-1000MHz

EUT : W6M21904-18988

M/N:

Test Mode : TX 2.40335GHz

Note :

Polarization: *Horizontal*

Power : 3.7 Vd.c.

Distance: 3m

Mk.	Frequency (MHz)	Reading (dBuV)	Detector	Corr. factor (dB/m)	Result (dBuV/m)	Limit (dBuV/m)	Ant.Pos (cm)	Tab.Pos (deg.)	Margin (dB)	Comment
	294.3687	43.47	peak	-6.29	37.18	46.00	100	140	-8.82	
*	319.6393	46.96	peak	-5.84	41.12	46.00	100	255	-4.88	



Radiated Emission Measurement

Operator: Sky

File :1_ANT1_2

Data :#2

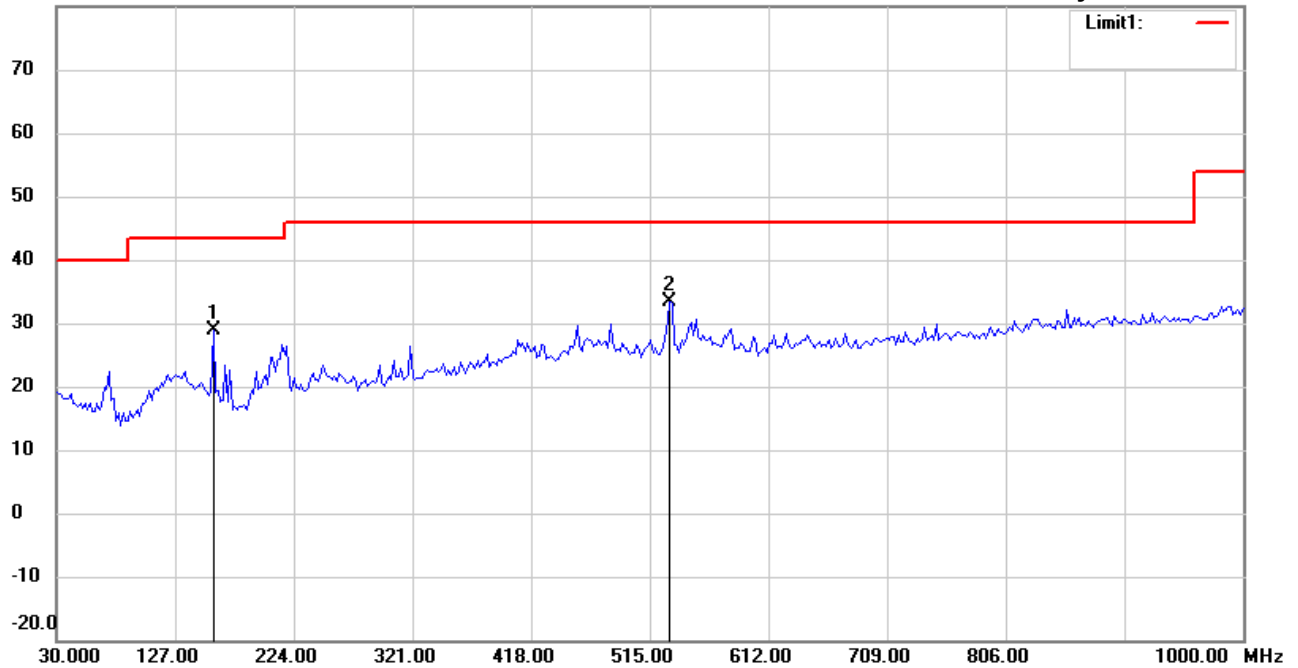
Date: 11/5/2019

Temperature:22.3 °C

80.0 dBuV/m

Time: 1:23:45 PM

Humidity:70.6 %



Site : Chamber

Condition : FCC_part 15 RE-Class C_30-1000MHz

EUT : W6M21904-18988

M/N:

Test Mode : TX 2.40335GHz

Note :

Polarization: Vertical

Power : 3.7 Vd.c.

Distance: 3m

Mk.	Frequency (MHz)	Reading (dBuV)	Detector	Corr. factor (dB/m)	Result (dBuV/m)	Limit (dBuV/m)	Ant.Pos (cm)	Tab.Pos (deg.)	Margin (dB)	Comment
	158.2966	37.37	peak	-8.45	28.92	43.50	100	240	-14.58	
*	531.5230	35.53	peak	-2.19	33.34	46.00	100	150	-12.66	



Address:6F.,No.58,Ln 188,Ruey Kuang Rd,Neihu,Taipei
 Tel:+886-2-6606-8877
 Fax:+886-2-6606-8879

Radiated Emission Measurement

Operator: Sky

File :3

Data :#1

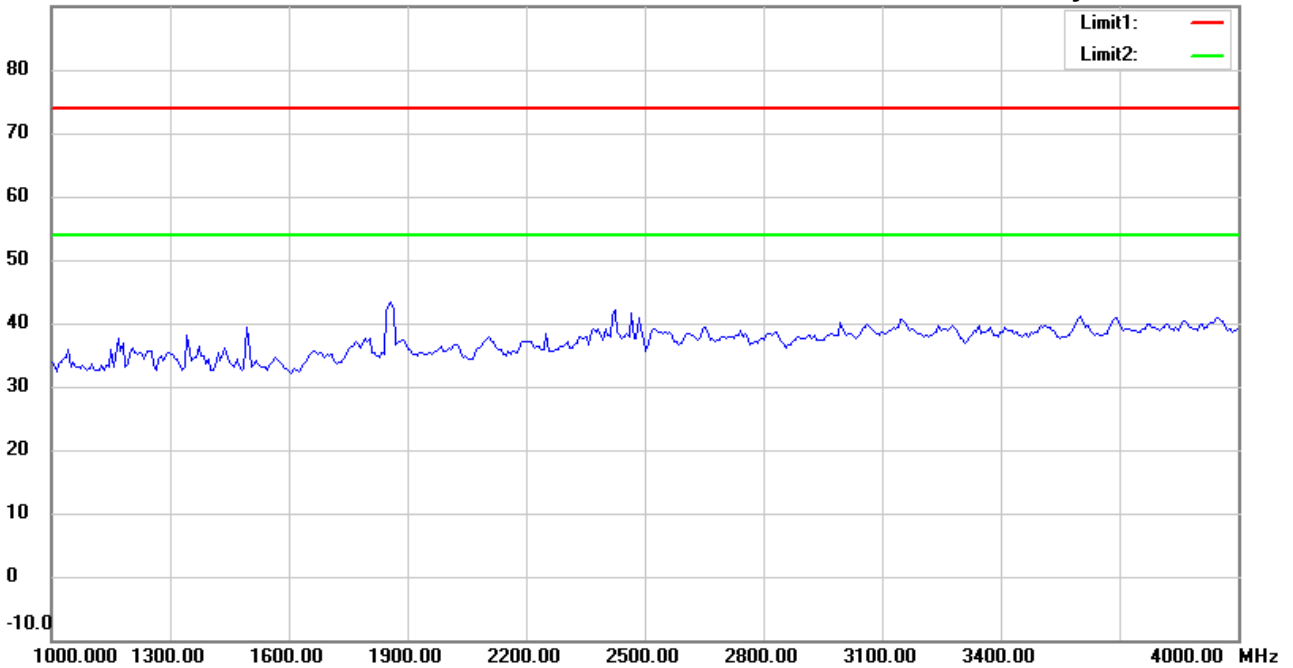
Date: 10/31/2019

Temperature:22.6 °C

90.0 dBuV/m

Time: 7:38:11 PM

Humidity:73.9 %



Site : Chamber

Condition : FCC_part 15 RE-Class C_Above 1GHz_PK

Polarization: *Horizontal*

EUT : W6M21904-18988

Power : 3.7 Vd.c.

M/N:

Distance: 3m

Test Mode : TX 2.40335GHz

Note :

Mk.	Frequency (MHz)	Reading (dBuV)	Detector	Corr. factor (dB/m)	Result (dBuV/m)	Limit (dBuV/m)	Ant.Pos (cm)	Tab.Pos (deg.)	Margin (dB)	Comment
-----	-----------------	----------------	----------	---------------------	-----------------	----------------	--------------	----------------	-------------	---------

*:Maximum data x:Over limit !:over margin



Address:6F.,No.58,Ln 188,Ruey Kuang Rd,Neihu,Taipei
 Tel:+886-2-6606-8877
 Fax:+886-2-6606-8879

Radiated Emission Measurement

Operator: Sky

File :3

Data :#6

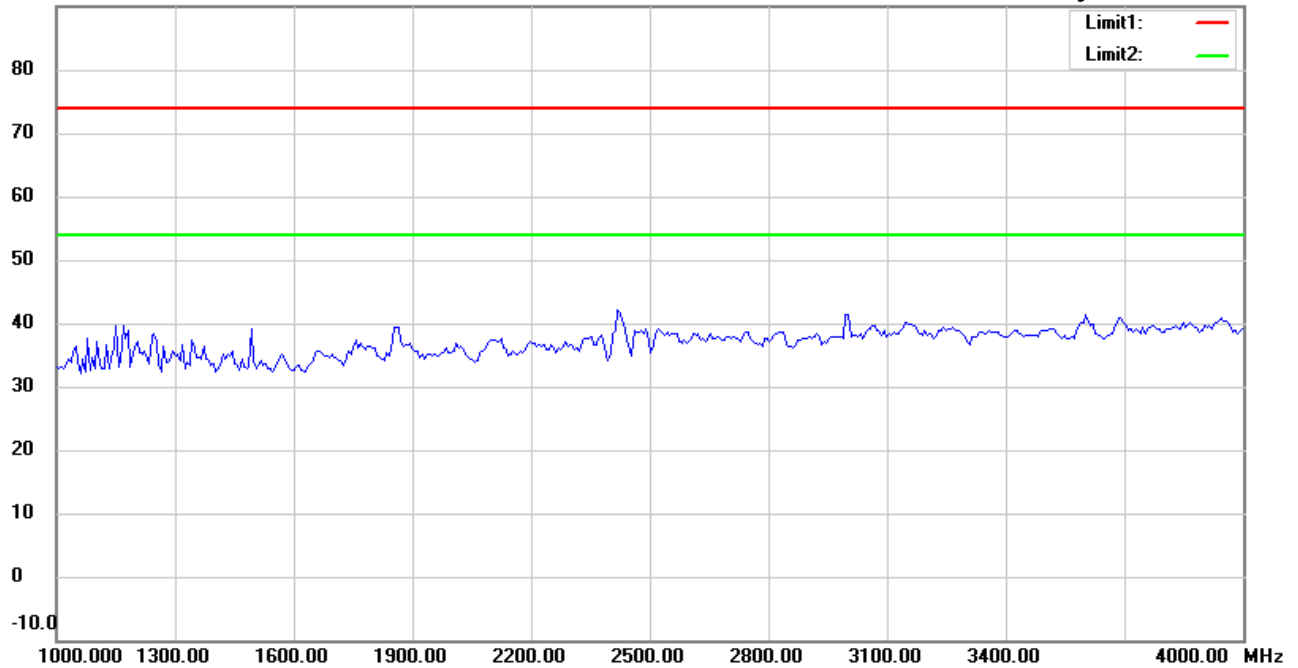
Date: 10/31/2019

Temperature:22.6 °C

90.0 dBuV/m

Time: 7:41:33 PM

Humidity:73.9 %



Site : Chamber

Condition : FCC_part 15 RE-Class C_Above 1GHz_PK

EUT : W6M21904-18988

M/N:

Test Mode : TX 2.40335GHz

Note :

Polarization: *Vertical*

Power : 3.7 Vd.c.

Distance: 3m

Mk.	Frequency (MHz)	Reading (dBuV)	Detector	Corr. factor (dB/m)	Result (dBuV/m)	Limit (dBuV/m)	Ant.Pos (cm)	Tab.Pos (deg.)	Margin (dB)	Comment
-----	-----------------	----------------	----------	---------------------	-----------------	----------------	--------------	----------------	-------------	---------

*:Maximum data x:Over limit !:over margin



Radiated Emission Measurement

Operator: Sky

File :3

Data :#2

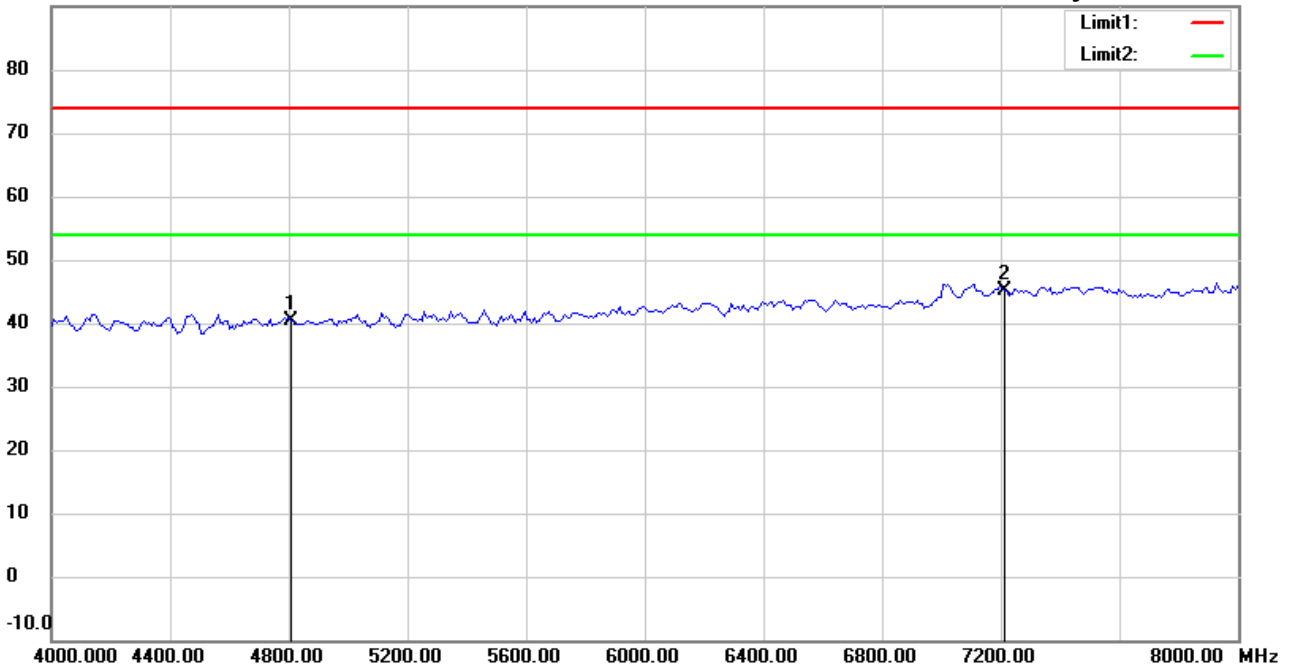
Date: 10/31/2019

Temperature:22.6 °C

90.0 dBuV/m

Time: 7:39:12 PM

Humidity:73.9 %



Site : Chamber

Condition : FCC_part 15 RE-Class C_Above 1GHz_PK

Polarization: *Horizontal*

EUT : W6M21904-18988

Power : 3.7 Vd.c.

M/N:

Distance: 3m

Test Mode : TX 2.40335GHz

Note :

Mk.	Frequency (MHz)	Reading (dBuV)	Detector	Corr. factor (dB/m)	Result (dBuV/m)	Limit (dBuV/m)	Ant.Pos (cm)	Tab.Pos (deg.)	Margin (dB)	Comment
	4806.700	42.27	peak	-1.94	40.33	74.00	150	220	-33.67	
*	7210.050	42.01	peak	3.24	45.25	74.00	150	70	-28.75	



Radiated Emission Measurement

Operator: Sky

File :3

Data :#7

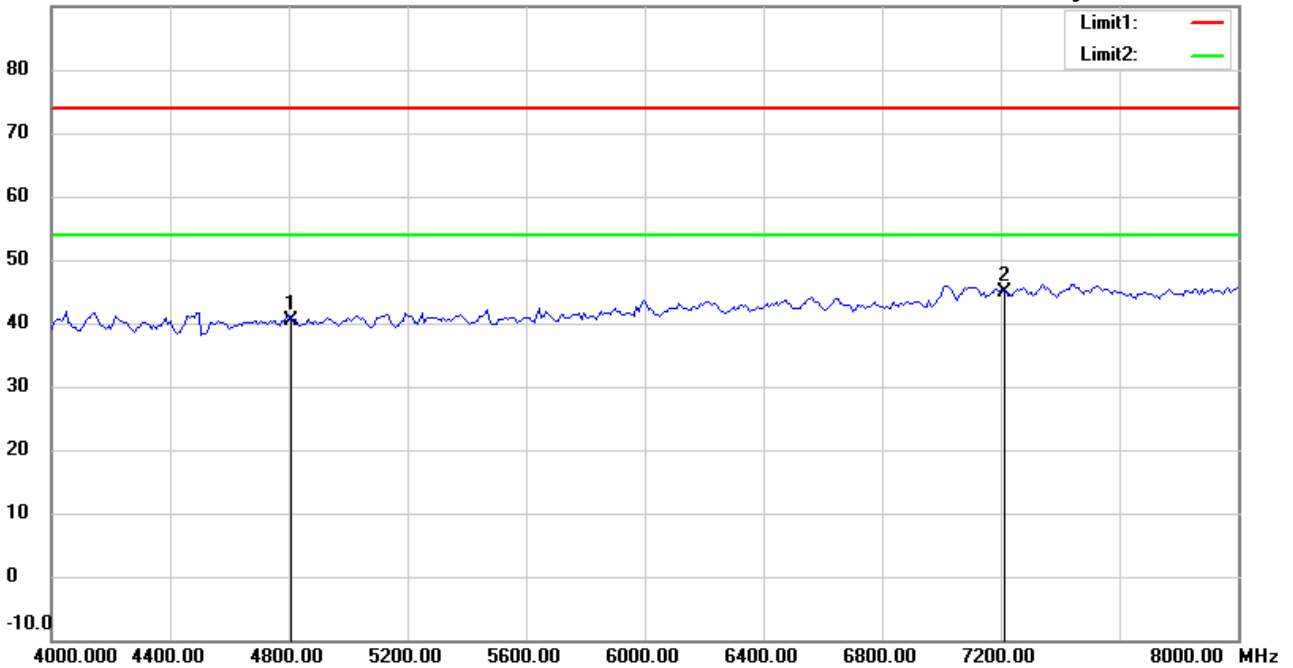
Date: 10/31/2019

Temperature:22.6 °C

90.0 dBuV/m

Time: 7:42:34 PM

Humidity:73.9 %



Site : Chamber

Condition : FCC_part 15 RE-Class C_Above 1GHz_PK

Polarization: **Vertical**

EUT : W6M21904-18988

Power : 3.7 Vd.c.

M/N:

Distance: 3m

Test Mode : TX 2.40335GHz

Note :

Mk.	Frequency (MHz)	Reading (dBuV)	Detector	Corr. factor (dB/m)	Result (dBuV/m)	Limit (dBuV/m)	Ant.Pos (cm)	Tab.Pos (deg.)	Margin (dB)	Comment
	4806.700	42.41	peak	-1.94	40.47	74.00	150	55	-33.53	
*	7210.050	41.71	peak	3.24	44.95	74.00	150	185	-29.05	



Address:6F.,No.58,Ln 188,Ruey Kuang Rd,Neihu,Taipei
 Tel:+886-2-6606-8877
 Fax:+886-2-6606-8879

Radiated Emission Measurement

Operator: Sky

File :3

Data :#3

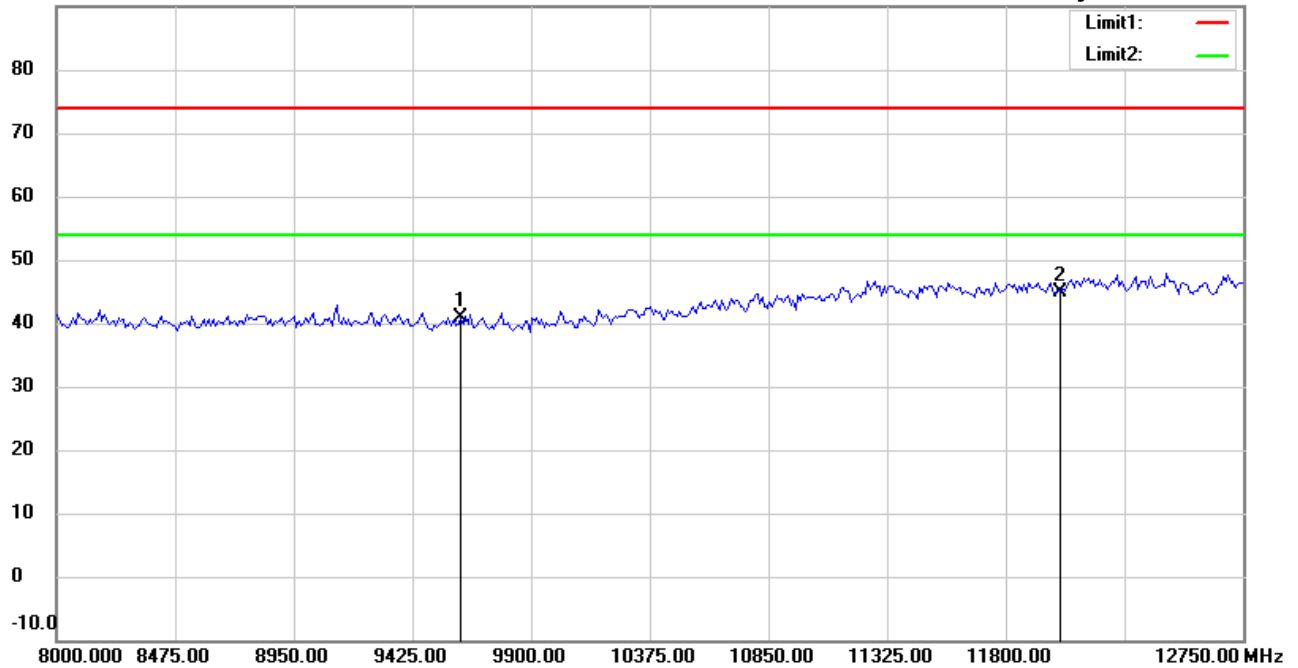
Date: 10/31/2019

Temperature:22.6 °C

90.0 dBuV/m

Time: 7:39:25 PM

Humidity:73.9 %



Site : Chamber

Condition : FCC_part 15 RE-Class C_Above 1GHz_PK

Polarization: *Horizontal*

EUT : W6M21904-18988

Power : 3.7 Vd.c.

M/N:

Distance: 3m

Test Mode : TX 2.40335GHz

Note :

Mk.	Frequency (MHz)	Reading (dBuV)	Detector	Corr. factor (dB/m)	Result (dBuV/m)	Limit (dBuV/m)	Ant.Pos (cm)	Tab.Pos (deg.)	Margin (dB)	Comment
	9613.400	34.31	peak	6.54	40.85	74.00	150	210	-33.15	
*	12016.750	33.28	peak	11.70	44.98	74.00	150	85	-29.02	

*:Maximum data x:Over limit !:over margin



Address:6F.,No.58,Ln 188,Ruey Kuang Rd,Neihu,Taipei
 Tel:+886-2-6606-8877
 Fax:+886-2-6606-8879

Radiated Emission Measurement

Operator: Sky

File :3

Data :#8

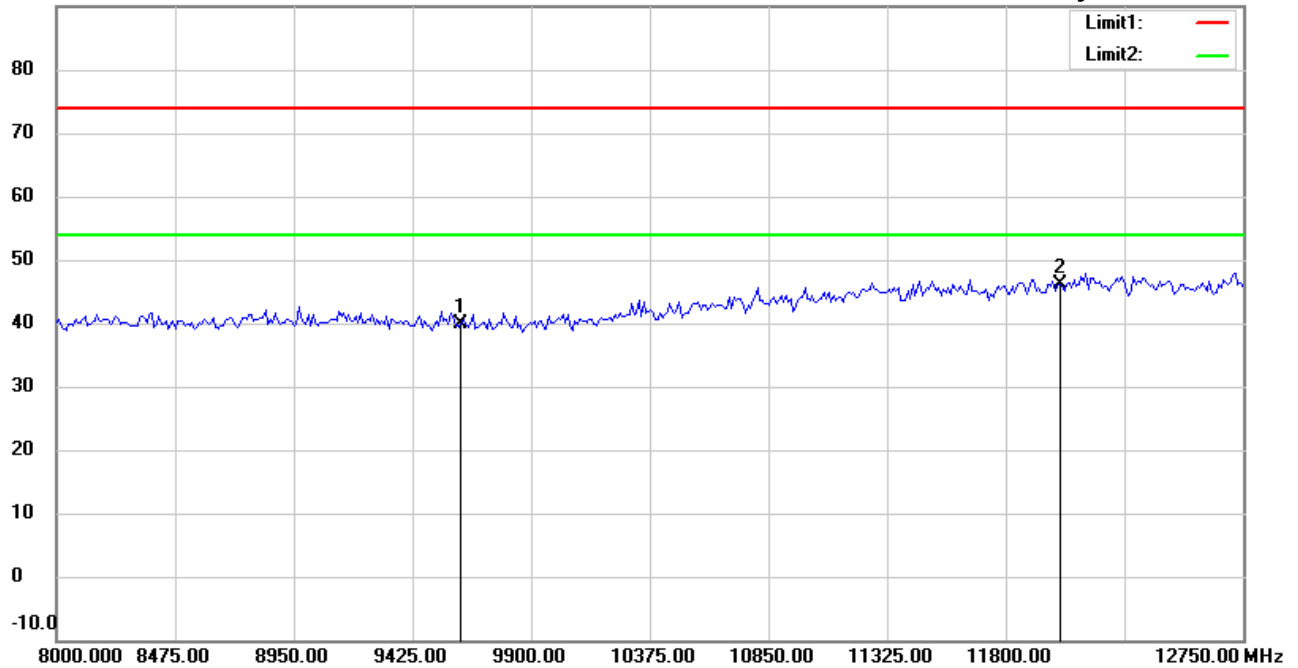
Date: 10/31/2019

Temperature:22.6 °C

90.0 dBuV/m

Time: 7:42:46 PM

Humidity:73.9 %



Site : Chamber

Condition : FCC_part 15 RE-Class C_Above 1GHz_PK

Polarization: **Vertical**

EUT : W6M21904-18988

Power : 3.7 Vd.c.

M/N:

Distance: 3m

Test Mode : TX 2.40335GHz

Note :

Mk.	Frequency (MHz)	Reading (dBuV)	Detector	Corr. factor (dB/m)	Result (dBuV/m)	Limit (dBuV/m)	Ant.Pos (cm)	Tab.Pos (deg.)	Margin (dB)	Comment
	9613.400	33.25	peak	6.54	39.79	74.00	150	315	-34.21	
*	12016.750	34.47	peak	11.70	46.17	74.00	150	30	-27.83	

*:Maximum data x:Over limit !:over margin



Address:6F.,No.58,Ln 188,Ruey Kuang Rd,Neihu,Taipei
 Tel:+886-2-6606-8877
 Fax:+886-2-6606-8879

Radiated Emission Measurement

Operator: Sky

File :3

Data :#4

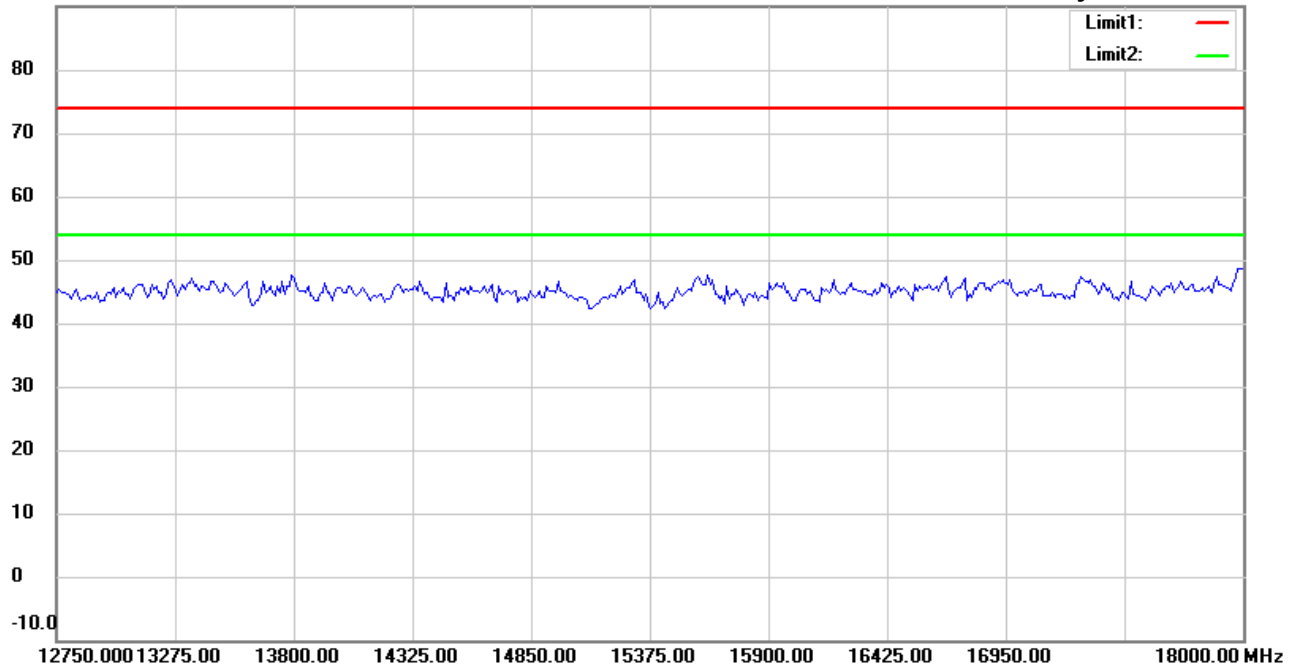
Date: 10/31/2019

Temperature:22.6 °C

90.0 dBuV/m

Time: 7:40:23 PM

Humidity:73.9 %



Site : Chamber

Condition : FCC_part 15 RE-Class C_Above 1GHz_PK

Polarization: *Horizontal*

EUT : W6M21904-18988

Power : 3.7 Vd.c.

M/N:

Distance: 3m

Test Mode : TX 2.40335GHz

Note :

Mk.	Frequency (MHz)	Reading (dBuV)	Detector	Corr. factor (dB/m)	Result (dBuV/m)	Limit (dBuV/m)	Ant.Pos (cm)	Tab.Pos (deg.)	Margin (dB)	Comment
-----	-----------------	----------------	----------	---------------------	-----------------	----------------	--------------	----------------	-------------	---------

*:Maximum data x:Over limit !:over margin



Address:6F.,No.58,Ln 188,Ruey Kuang Rd,Neihu,Taipei
 Tel:+886-2-6606-8877
 Fax:+886-2-6606-8879

Radiated Emission Measurement

Operator: Sky

File :3

Data :#9

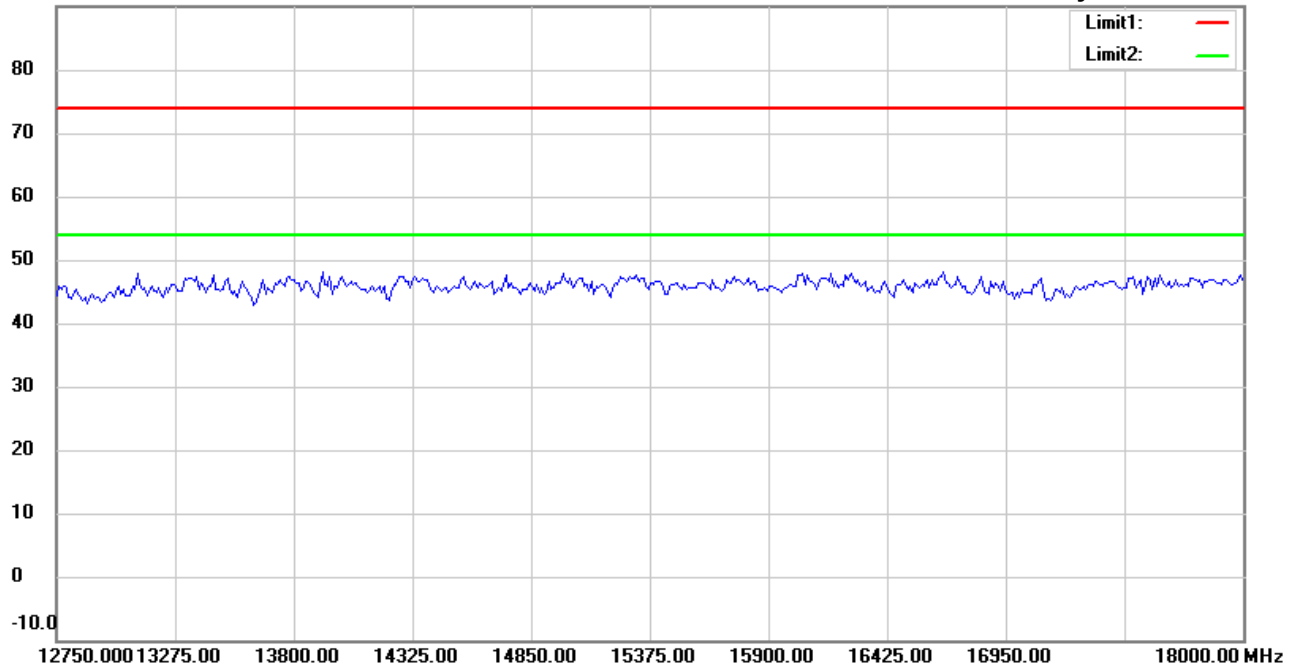
Date: 10/31/2019

Temperature:22.6 °C

90.0 dBuV/m

Time: 7:43:48 PM

Humidity:73.9 %



Site : Chamber

Condition : FCC_part 15 RE-Class C_Above 1GHz_PK

Polarization: *Vertical*

EUT : W6M21904-18988

Power : 3.7 Vd.c.

M/N:

Distance: 3m

Test Mode : TX 2.40335GHz

Note :

Mk.	Frequency (MHz)	Reading (dBuV)	Detector	Corr. factor (dB/m)	Result (dBuV/m)	Limit (dBuV/m)	Ant.Pos (cm)	Tab.Pos (deg.)	Margin (dB)	Comment
-----	-----------------	----------------	----------	---------------------	-----------------	----------------	--------------	----------------	-------------	---------

*:Maximum data x:Over limit !:over margin



Address:6F.,No.58,Ln 188,Ruey Kuang Rd,Neihu,Taipei
 Tel:+886-2-6606-8877
 Fax:+886-2-6606-8879

Radiated Emission Measurement

Operator: Sky

File :3

Data :#5

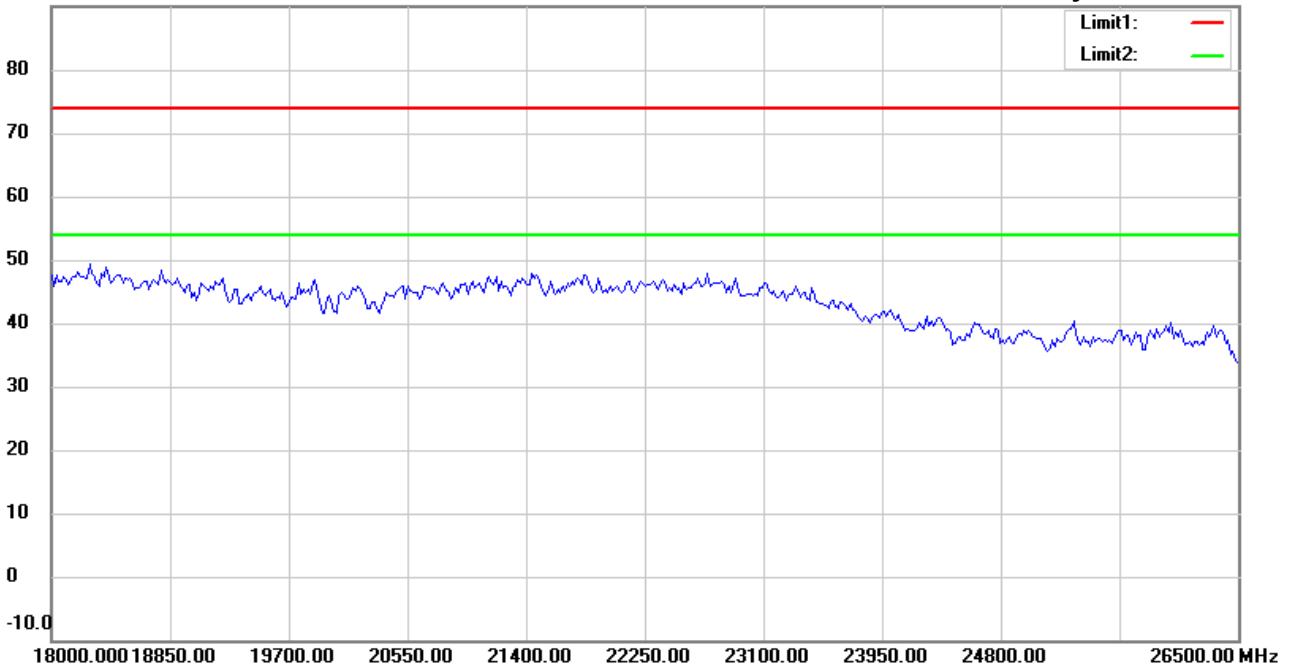
Date: 10/31/2019

Temperature:22.6 °C

90.0 dBuV/m

Time: 7:40:33 PM

Humidity:73.9 %



Site : Chamber

Condition : FCC_part 15 RE-Class C_Above 1GHz_PK

Polarization: *Horizontal*

EUT : W6M21904-18988

Power : 3.7 Vd.c.

M/N:

Distance: 3m

Test Mode : TX 2.40335GHz

Note :

Mk.	Frequency (MHz)	Reading (dBuV)	Detector	Corr. factor (dB/m)	Result (dBuV/m)	Limit (dBuV/m)	Ant.Pos (cm)	Tab.Pos (deg.)	Margin (dB)	Comment
-----	-----------------	----------------	----------	---------------------	-----------------	----------------	--------------	----------------	-------------	---------

*:Maximum data x:Over limit !:over margin



Address:6F.,No.58,Ln 188,Ruey Kuang Rd,Neihu,Taipei
 Tel:+886-2-6606-8877
 Fax:+886-2-6606-8879

Radiated Emission Measurement

Operator: Sky

File :3

Data :#10

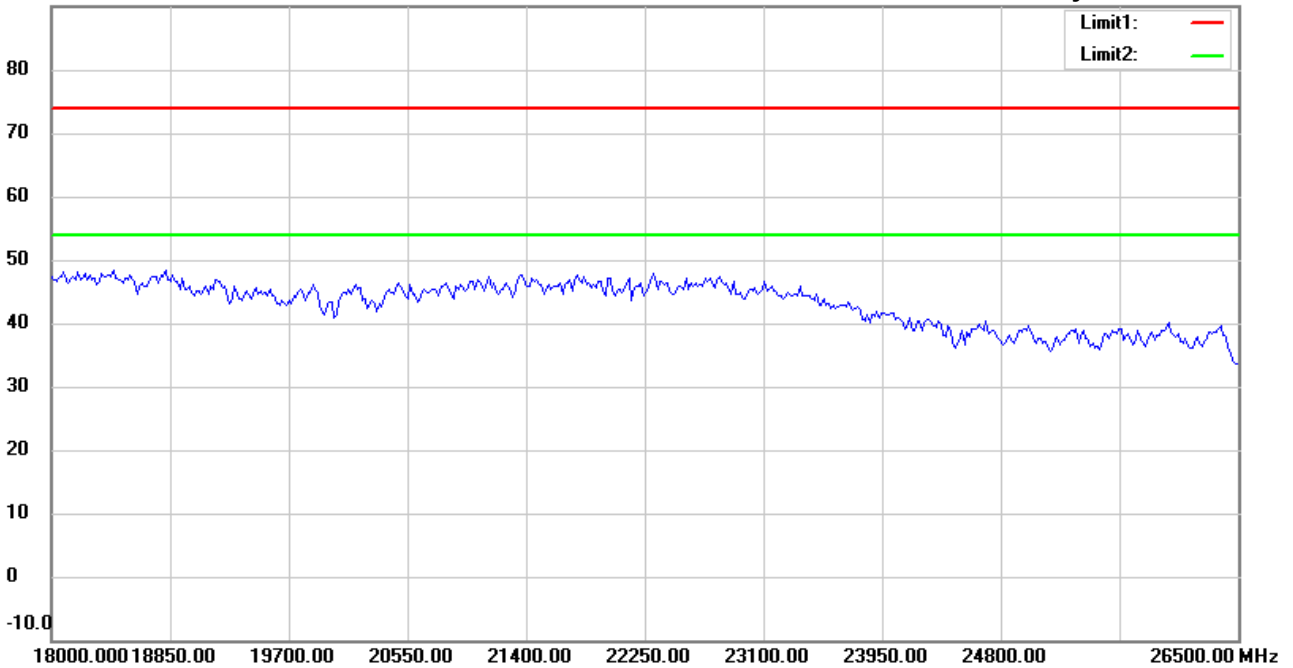
Date: 10/31/2019

Temperature:22.6 °C

90.0 dBuV/m

Time: 7:43:58 PM

Humidity:73.9 %



Site : Chamber

Condition : FCC_part 15 RE-Class C_Above 1GHz_PK

Polarization: *Vertical*

EUT : W6M21904-18988

Power : 3.7 Vd.c.

M/N:

Distance: 3m

Test Mode : TX 2.40335GHz

Note :

Mk.	Frequency (MHz)	Reading (dBuV)	Detector	Corr. factor (dB/m)	Result (dBuV/m)	Limit (dBuV/m)	Ant.Pos (cm)	Tab.Pos (deg.)	Margin (dB)	Comment
-----	-----------------	----------------	----------	---------------------	-----------------	----------------	--------------	----------------	-------------	---------

*:Maximum data x:Over limit !:over margin



Address:6F.,No.58,Ln 188,Ruey Kuang Rd,Neihu,Taipei
 Tel:+886-2-6606-8877
 Fax:+886-2-6606-8879

Radiated Emission Measurement

Operator: Sky

File :3

Data :#1

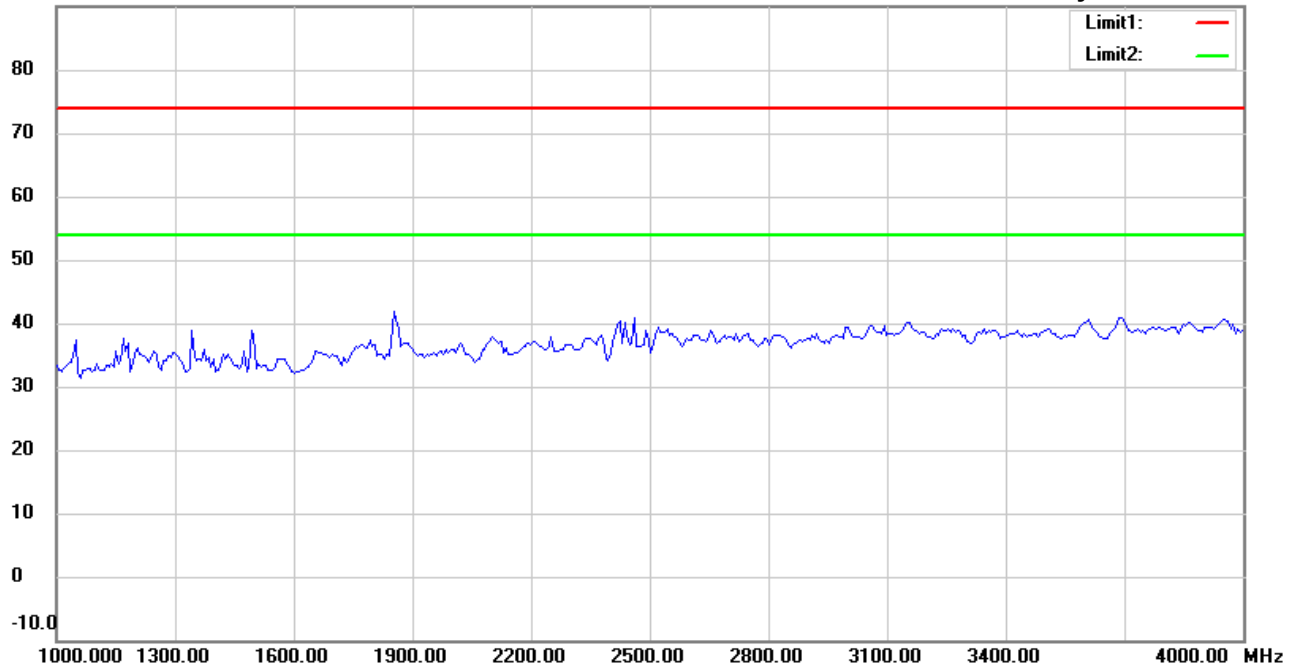
Date: 10/31/2019

Temperature:22.6 °C

90.0 dBuV/m

Time: 7:59:36 PM

Humidity:73.9 %



Site : Chamber

Condition : FCC_part 15 RE-Class C_Above 1GHz_PK

Polarization: *Horizontal*

EUT : W6M21904-18988

Power : 3.7 Vd.c.

M/N:

Distance: 3m

Test Mode : TX 2.43935GHz

Note :

Mk.	Frequency (MHz)	Reading (dBuV)	Detector	Corr. factor (dB/m)	Result (dBuV/m)	Limit (dBuV/m)	Ant.Pos (cm)	Tab.Pos (deg.)	Margin (dB)	Comment
-----	-----------------	----------------	----------	---------------------	-----------------	----------------	--------------	----------------	-------------	---------

*:Maximum data x:Over limit !:over margin



Address:6F.,No.58,Ln 188,Ruey Kuang Rd,Neihu,Taipei
 Tel:+886-2-6606-8877
 Fax:+886-2-6606-8879

Radiated Emission Measurement

Operator: Sky

File :3

Data :#6

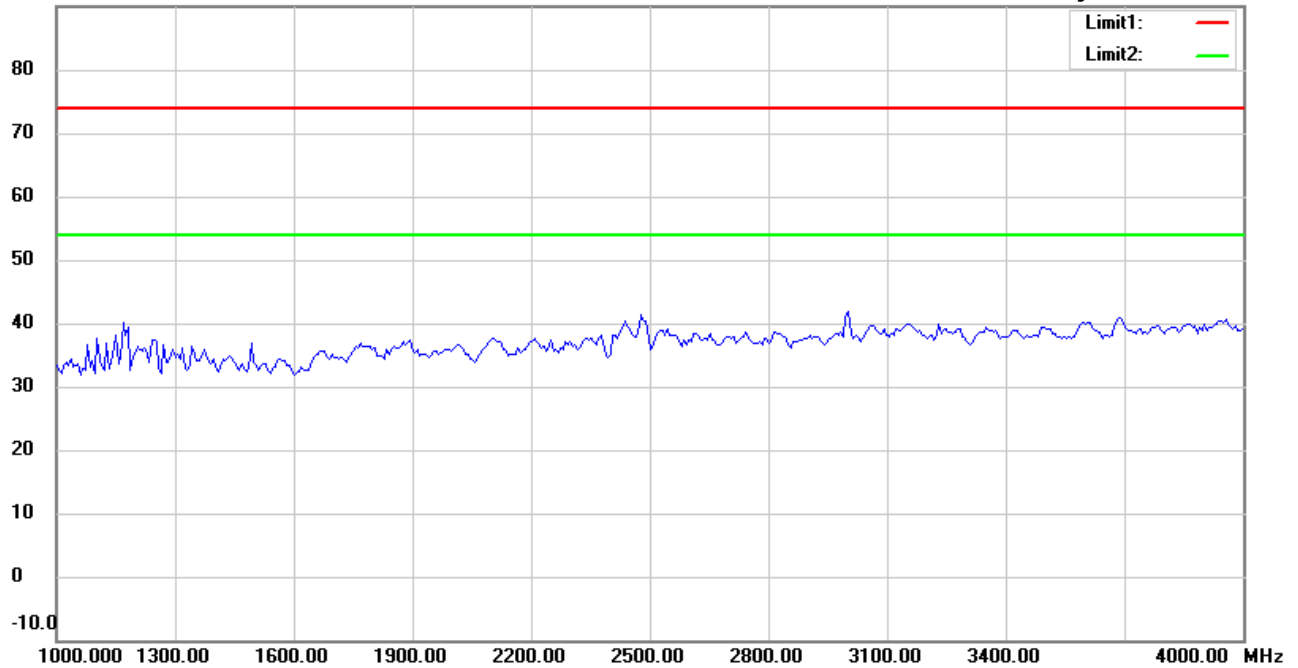
Date: 10/31/2019

Temperature:22.6 °C

90.0 dBuV/m

Time: 8:02:57 PM

Humidity:73.9 %



Site : Chamber

Condition : FCC_part 15 RE-Class C_Above 1GHz_PK

EUT : W6M21904-18988

M/N:

Test Mode : TX 2.43935GHz

Note :

Polarization: *Vertical*

Power : 3.7 Vd.c.

Distance: 3m

Mk.	Frequency (MHz)	Reading (dBuV)	Detector	Corr. factor (dB/m)	Result (dBuV/m)	Limit (dBuV/m)	Ant.Pos (cm)	Tab.Pos (deg.)	Margin (dB)	Comment
-----	-----------------	----------------	----------	---------------------	-----------------	----------------	--------------	----------------	-------------	---------

*:Maximum data x:Over limit !:over margin



Radiated Emission Measurement

Operator: Sky

File :3

Data :#2

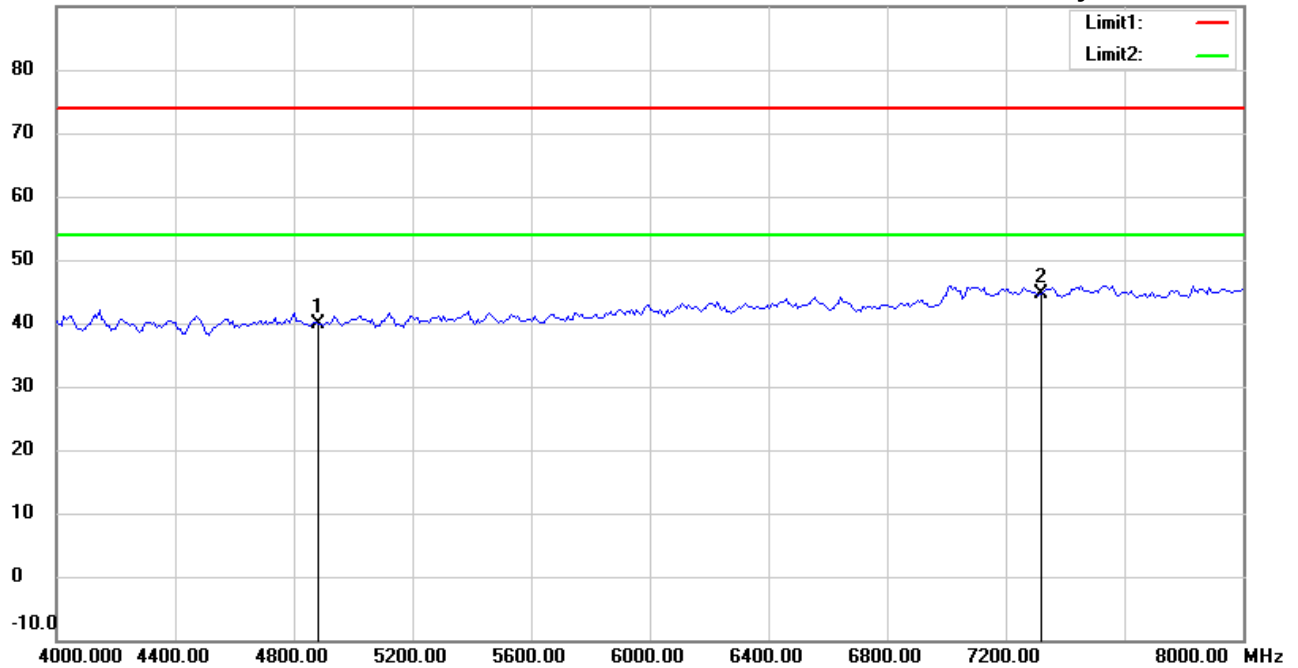
Date: 10/31/2019

Temperature:22.6 °C

90.0 dBuV/m

Time: 8:00:36 PM

Humidity:73.9 %



Site : Chamber

Condition : FCC_part 15 RE-Class C_Above 1GHz_PK

EUT : W6M21904-18988

M/N:

Test Mode : TX 2.43935GHz

Note :

Polarization: *Horizontal*

Power : 3.7 Vd.c.

Distance: 3m

Mk.	Frequency (MHz)	Reading (dBuV)	Detector	Corr. factor (dB/m)	Result (dBuV/m)	Limit (dBuV/m)	Ant.Pos (cm)	Tab.Pos (deg.)	Margin (dB)	Comment
	4878.700	41.51	peak	-1.68	39.83	74.00	150	225	-34.17	
*	7318.050	41.29	peak	3.44	44.73	74.00	150	10	-29.27	



Radiated Emission Measurement

Operator: Sky

File :3

Data :#7

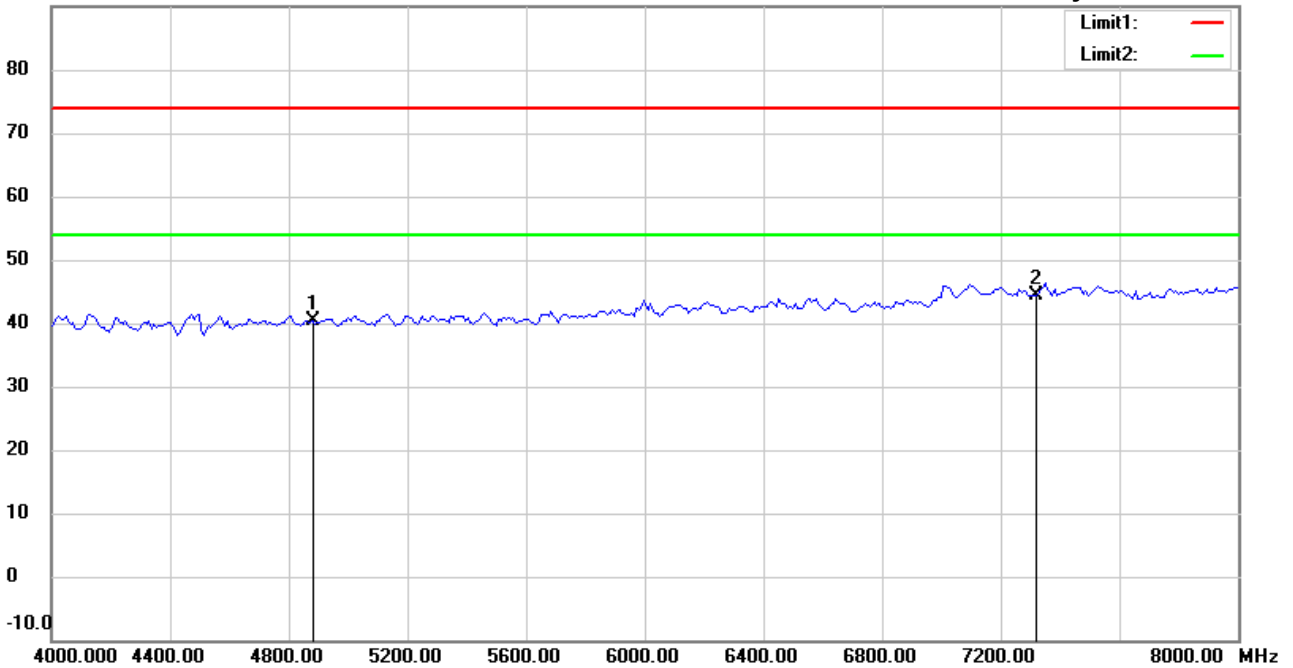
Date: 10/31/2019

Temperature:22.6 °C

90.0 dBuV/m

Time: 8:03:58 PM

Humidity:73.9 %



Site : Chamber

Condition : FCC_part 15 RE-Class C_Above 1GHz_PK

EUT : W6M21904-18988

M/N:

Test Mode : TX 2.43935GHz

Note :

Polarization: **Vertical**

Power : 3.7 Vd.c.

Distance: 3m

Mk.	Frequency (MHz)	Reading (dBuV)	Detector	Corr. factor (dB/m)	Result (dBuV/m)	Limit (dBuV/m)	Ant.Pos (cm)	Tab.Pos (deg.)	Margin (dB)	Comment
	4878.700	41.94	peak	-1.68	40.26	74.00	150	110	-33.74	
*	7318.050	41.02	peak	3.44	44.46	74.00	150	190	-29.54	



Address:6F.,No.58,Ln 188,Ruey Kuang Rd,Neihu,Taipei
 Tel:+886-2-6606-8877
 Fax:+886-2-6606-8879

Radiated Emission Measurement

Operator: Sky

File :3

Data :#3

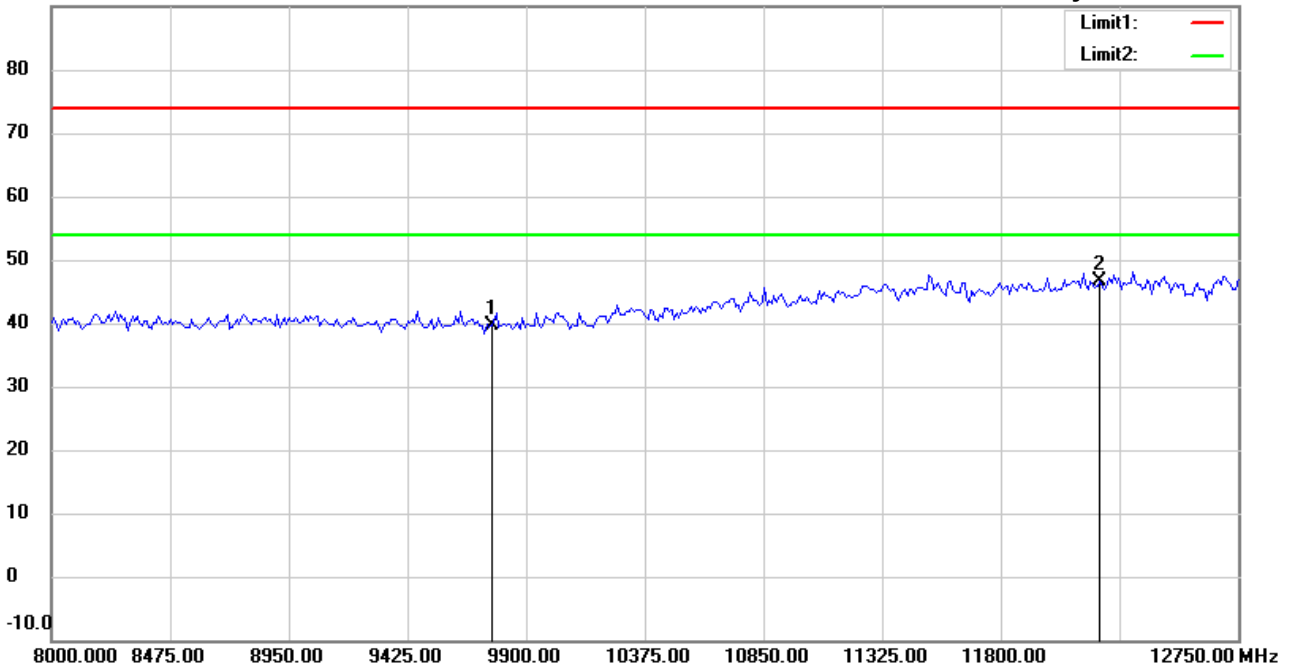
Date: 10/31/2019

Temperature:22.6 °C

90.0 dBuV/m

Time: 8:00:49 PM

Humidity:73.9 %



Site : Chamber

Condition : FCC_part 15 RE-Class C_Above 1GHz_PK

Polarization: *Horizontal*

EUT : W6M21904-18988

Power : 3.7 Vd.c.

M/N:

Distance: 3m

Test Mode : TX 2.43935GHz

Note :

Mk.	Frequency (MHz)	Reading (dBuV)	Detector	Corr. factor (dB/m)	Result (dBuV/m)	Limit (dBuV/m)	Ant.Pos (cm)	Tab.Pos (deg.)	Margin (dB)	Comment
	9757.400	32.86	peak	6.76	39.62	74.00	150	330	-34.38	
*	12196.750	33.89	peak	12.84	46.73	74.00	150	255	-27.27	

*:Maximum data x:Over limit !:over margin



Address:6F.,No.58,Ln 188,Ruey Kuang Rd,Neihu,Taipei
 Tel:+886-2-6606-8877
 Fax:+886-2-6606-8879

Radiated Emission Measurement

Operator: Sky

File :3

Data :#8

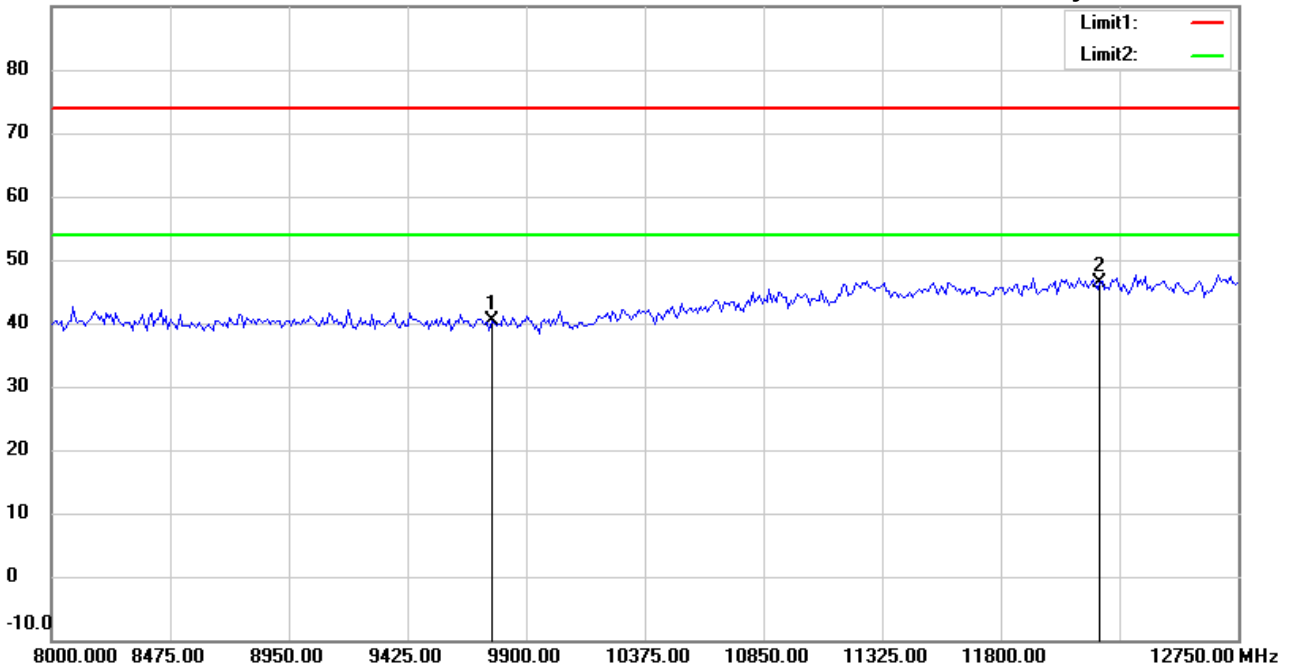
Date: 10/31/2019

Temperature:22.6 °C

90.0 dBuV/m

Time: 8:04:11 PM

Humidity:73.9 %



Site : Chamber

Condition : FCC_part 15 RE-Class C_Above 1GHz_PK

Polarization: *Vertical*

EUT : W6M21904-18988

Power : 3.7 Vd.c.

M/N:

Distance: 3m

Test Mode : TX 2.43935GHz

Note :

Mk.	Frequency (MHz)	Reading (dBuV)	Detector	Corr. factor (dB/m)	Result (dBuV/m)	Limit (dBuV/m)	Ant.Pos (cm)	Tab.Pos (deg.)	Margin (dB)	Comment
	9759.400	33.53	peak	6.76	40.29	74.00	150	30	-33.71	
*	12196.750	33.53	peak	12.84	46.37	74.00	150	100	-27.63	

*:Maximum data x:Over limit !:over margin



Address:6F.,No.58,Ln 188,Ruey Kuang Rd,Neihu,Taipei
 Tel:+886-2-6606-8877
 Fax:+886-2-6606-8879

Radiated Emission Measurement

Operator: Sky

File :3

Data :#4

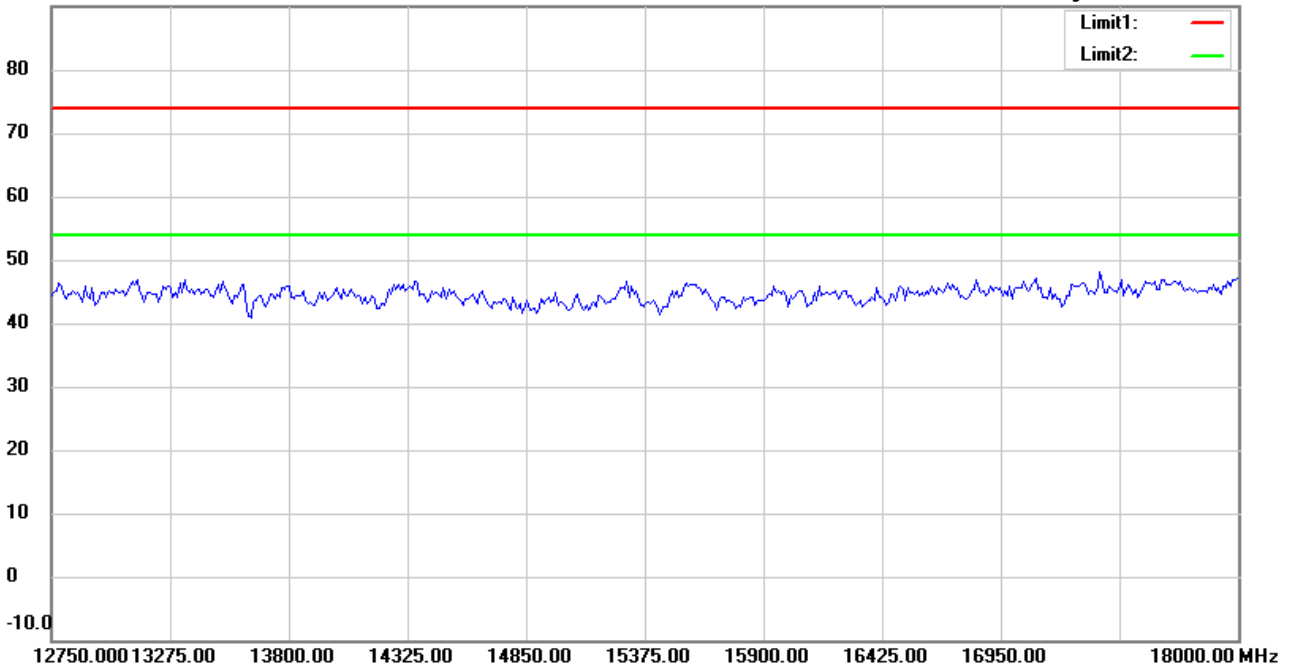
Date: 10/31/2019

Temperature:22.6 °C

90.0 dBuV/m

Time: 8:01:47 PM

Humidity:73.9 %



Site : Chamber

Condition : FCC_part 15 RE-Class C_Above 1GHz_PK

Polarization: *Horizontal*

EUT : W6M21904-18988

Power : 3.7 Vd.c.

M/N:

Distance: 3m

Test Mode : TX 2.43935GHz

Note :

Mk.	Frequency (MHz)	Reading (dBuV)	Detector	Corr. factor (dB/m)	Result (dBuV/m)	Limit (dBuV/m)	Ant.Pos (cm)	Tab.Pos (deg.)	Margin (dB)	Comment
-----	-----------------	----------------	----------	---------------------	-----------------	----------------	--------------	----------------	-------------	---------

*:Maximum data x:Over limit !:over margin



Address:6F.,No.58,Ln 188,Ruey Kuang Rd,Neihu,Taipei
 Tel:+886-2-6606-8877
 Fax:+886-2-6606-8879

Radiated Emission Measurement

Operator: Sky

File :3

Data :#9

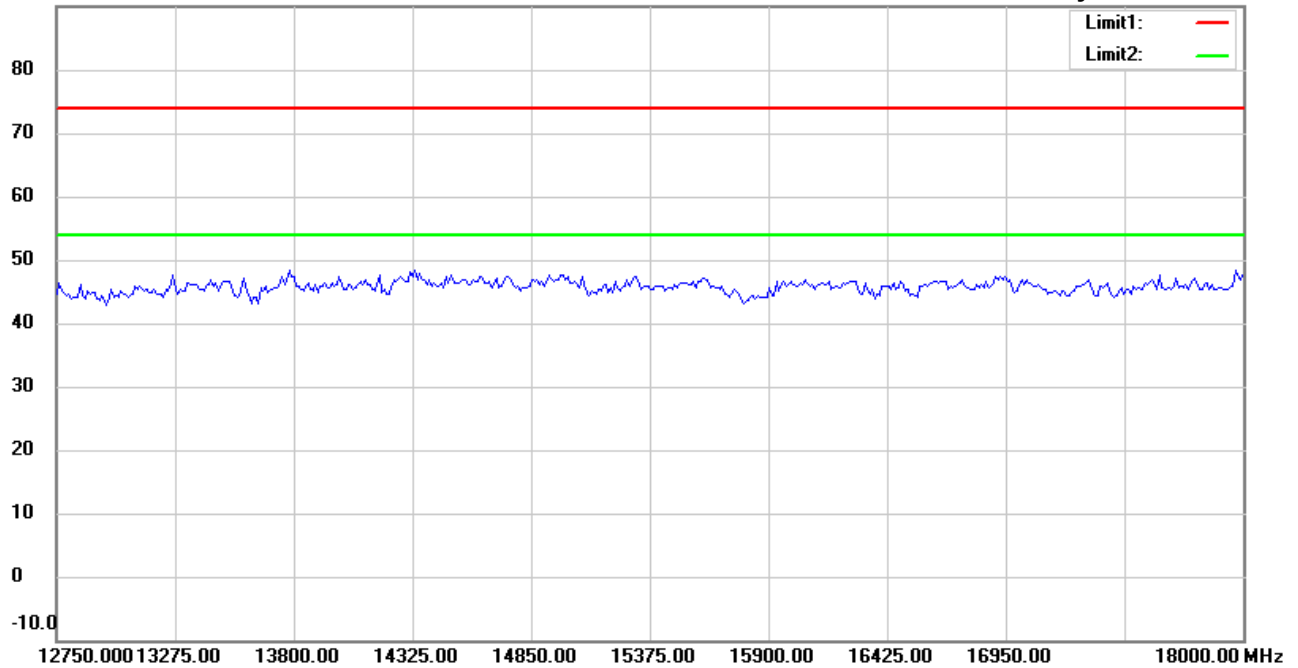
Date: 10/31/2019

Temperature:22.6 °C

90.0 dBuV/m

Time: 8:05:12 PM

Humidity:73.9 %



Site : Chamber

Condition : FCC_part 15 RE-Class C_Above 1GHz_PK

Polarization: **Vertical**

EUT : W6M21904-18988

Power : 3.7 Vd.c.

M/N:

Distance: 3m

Test Mode : TX 2.43935GHz

Note :

Mk.	Frequency (MHz)	Reading (dBuV)	Detector	Corr. factor (dB/m)	Result (dBuV/m)	Limit (dBuV/m)	Ant.Pos (cm)	Tab.Pos (deg.)	Margin (dB)	Comment
-----	-----------------	----------------	----------	---------------------	-----------------	----------------	--------------	----------------	-------------	---------

*:Maximum data x:Over limit !:over margin



Address:6F.,No.58,Ln 188,Ruey Kuang Rd,Neihu,Taipei
 Tel:+886-2-6606-8877
 Fax:+886-2-6606-8879

Radiated Emission Measurement

Operator: Sky

File :3

Data :#5

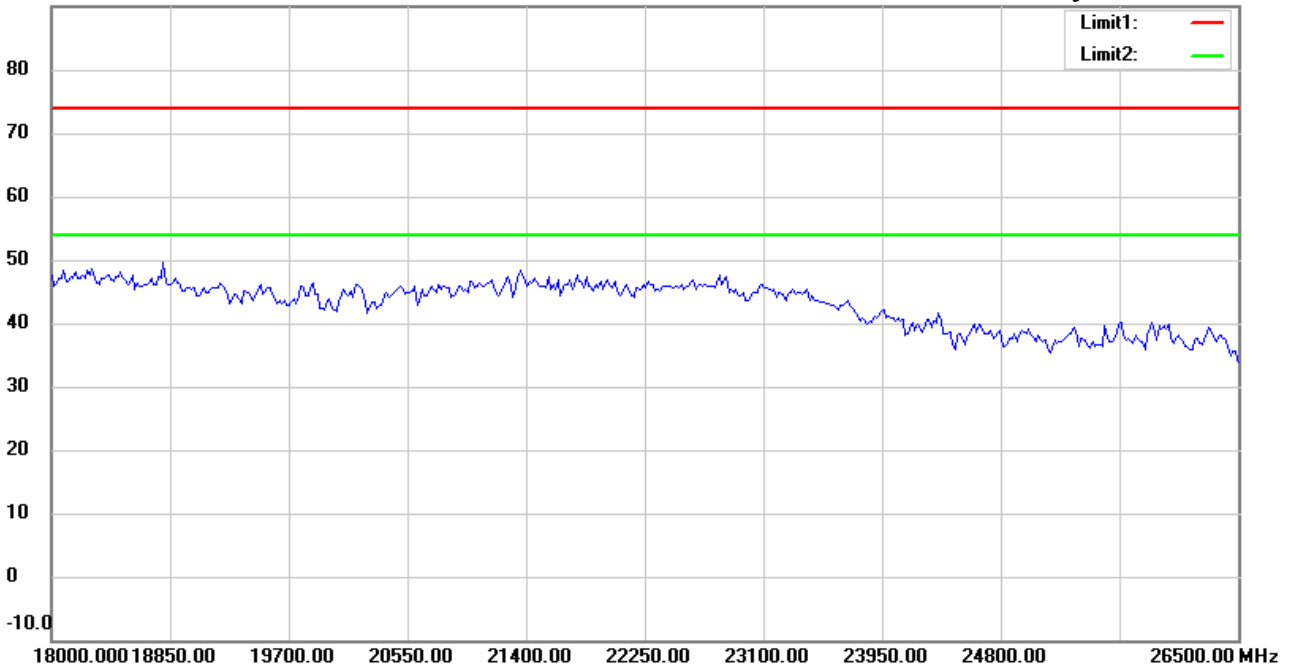
Date: 10/31/2019

Temperature:22.6 °C

90.0 dBuV/m

Time: 8:01:57 PM

Humidity:73.9 %



Site : Chamber

Condition : FCC_part 15 RE-Class C_Above 1GHz_PK

Polarization: *Horizontal*

EUT : W6M21904-18988

Power : 3.7 Vd.c.

M/N:

Distance: 3m

Test Mode : TX 2.43935GHz

Note :

Mk.	Frequency (MHz)	Reading (dBuV)	Detector	Corr. factor (dB/m)	Result (dBuV/m)	Limit (dBuV/m)	Ant.Pos (cm)	Tab.Pos (deg.)	Margin (dB)	Comment
-----	-----------------	----------------	----------	---------------------	-----------------	----------------	--------------	----------------	-------------	---------

*:Maximum data x:Over limit !:over margin



Address:6F.,No.58,Ln 188,Ruey Kuang Rd,Neihu,Taipei
 Tel:+886-2-6606-8877
 Fax:+886-2-6606-8879

Radiated Emission Measurement

Operator: Sky

File :3

Data :#10

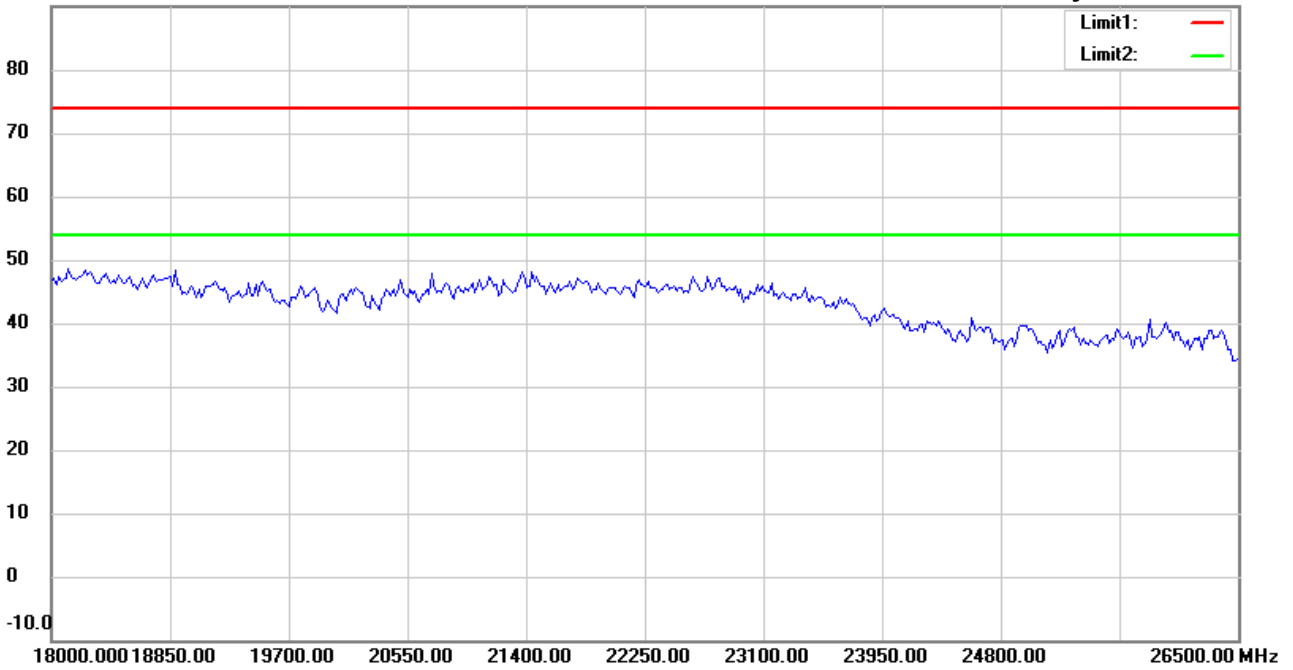
Date: 10/31/2019

Temperature:22.6 °C

90.0 dBuV/m

Time: 8:05:22 PM

Humidity:73.9 %



Site : Chamber

Condition : FCC_part 15 RE-Class C_Above 1GHz_PK

Polarization: *Vertical*

EUT : W6M21904-18988

Power : 3.7 Vd.c.

M/N:

Distance: 3m

Test Mode : TX 2.43935GHz

Note :

Mk.	Frequency (MHz)	Reading (dBuV)	Detector	Corr. factor (dB/m)	Result (dBuV/m)	Limit (dBuV/m)	Ant.Pos (cm)	Tab.Pos (deg.)	Margin (dB)	Comment
-----	-----------------	----------------	----------	---------------------	-----------------	----------------	--------------	----------------	-------------	---------

*:Maximum data x:Over limit !:over margin



Address:6F.,No.58,Ln 188,Ruey Kuang Rd,Neihu,Taipei
 Tel:+886-2-6606-8877
 Fax:+886-2-6606-8879

Radiated Emission Measurement

Operator: Sky

File :3

Data :#1

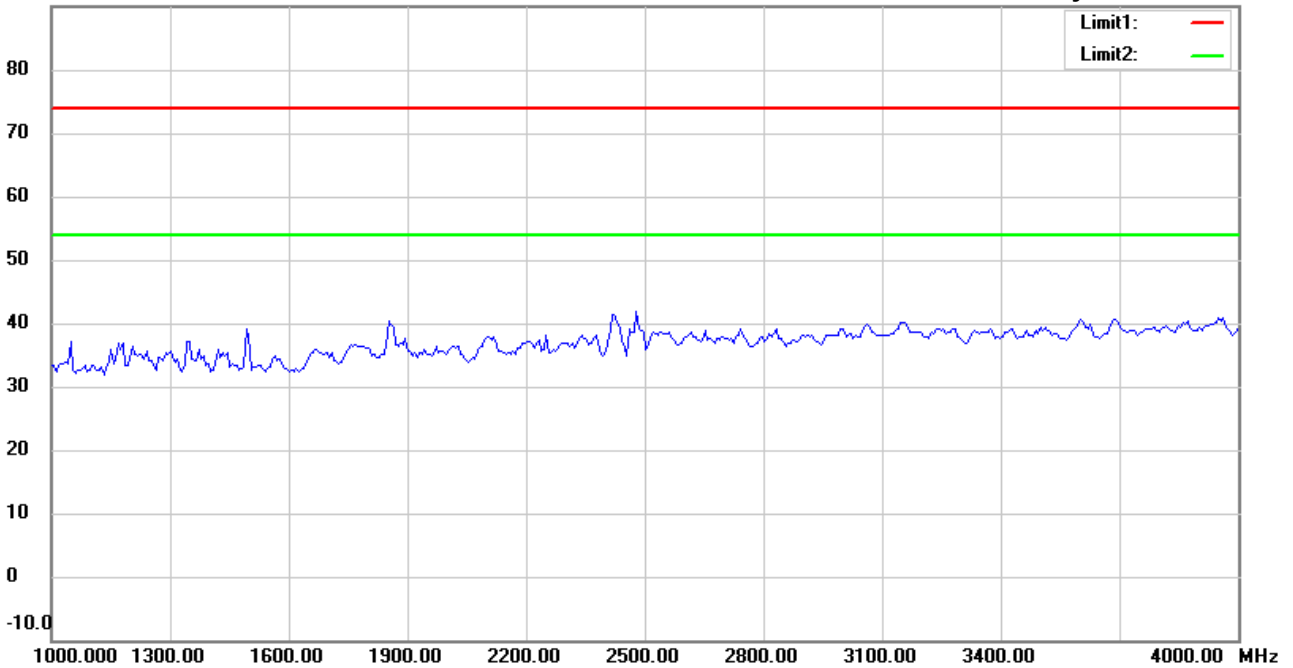
Date: 10/31/2019

Temperature:22.6 °C

90.0 dBuV/m

Time: 8:15:59 PM

Humidity:73.9 %



Site : Chamber

Condition : FCC_part 15 RE-Class C_Above 1GHz_PK

EUT : W6M21904-18988

M/N:

Test Mode : TX 2.47935GHz

Note :

Polarization: *Horizontal*

Power : 3.7 Vd.c.

Distance: 3m

Mk.	Frequency (MHz)	Reading (dBuV)	Detector	Corr. factor (dB/m)	Result (dBuV/m)	Limit (dBuV/m)	Ant.Pos (cm)	Tab.Pos (deg.)	Margin (dB)	Comment
-----	-----------------	----------------	----------	---------------------	-----------------	----------------	--------------	----------------	-------------	---------

*:Maximum data x:Over limit !:over margin



Address:6F.,No.58,Ln 188,Ruey Kuang Rd,Neihu,Taipei
 Tel:+886-2-6606-8877
 Fax:+886-2-6606-8879

Radiated Emission Measurement

Operator: Sky

File :3

Data :#6

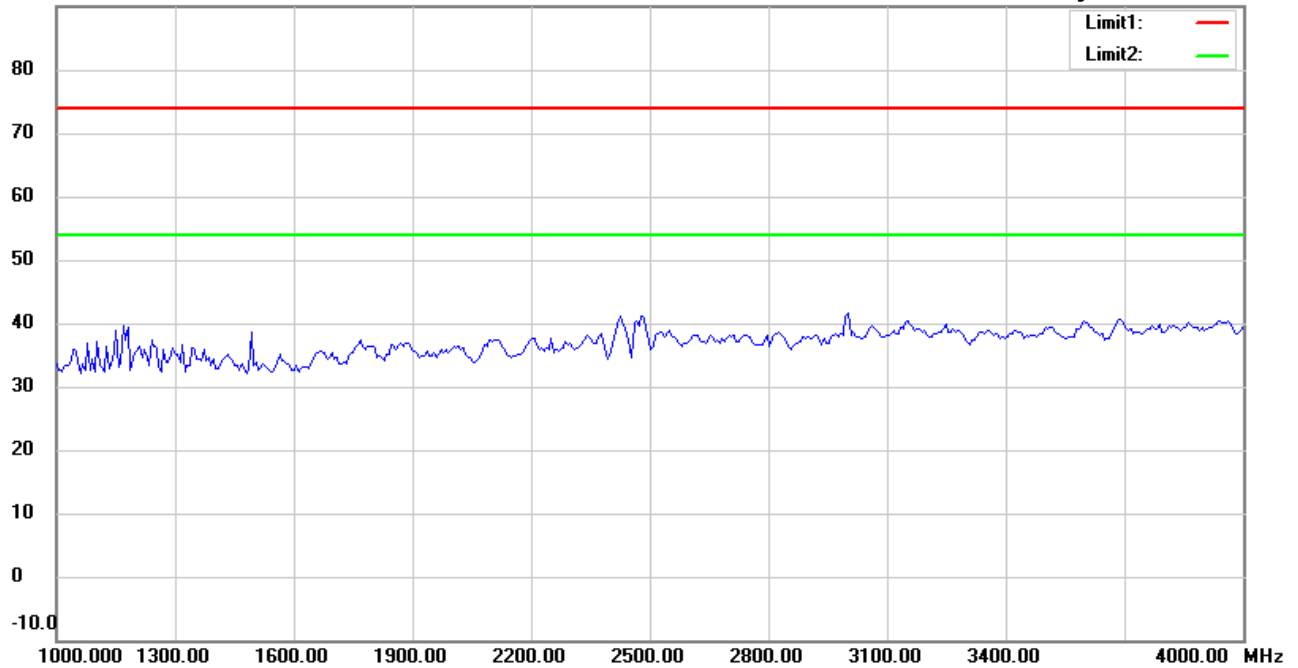
Date: 10/31/2019

Temperature:22.6 °C

90.0 dBuV/m

Time: 8:19:21 PM

Humidity:73.9 %



Site : Chamber

Condition : FCC_part 15 RE-Class C_Above 1GHz_PK

EUT : W6M21904-18988

M/N:

Test Mode : TX 2.47935GHz

Note :

Polarization: *Vertical*

Power : 3.7 Vd.c.

Distance: 3m

Mk.	Frequency (MHz)	Reading (dBuV)	Detector	Corr. factor (dB/m)	Result (dBuV/m)	Limit (dBuV/m)	Ant.Pos (cm)	Tab.Pos (deg.)	Margin (dB)	Comment
-----	-----------------	----------------	----------	---------------------	-----------------	----------------	--------------	----------------	-------------	---------

*:Maximum data x:Over limit !:over margin



Address:6F.,No.58,Ln 188,Ruey Kuang Rd,Neihu,Taipei
 Tel:+886-2-6606-8877
 Fax:+886-2-6606-8879

Radiated Emission Measurement

Operator: Sky

File :3

Data :#2

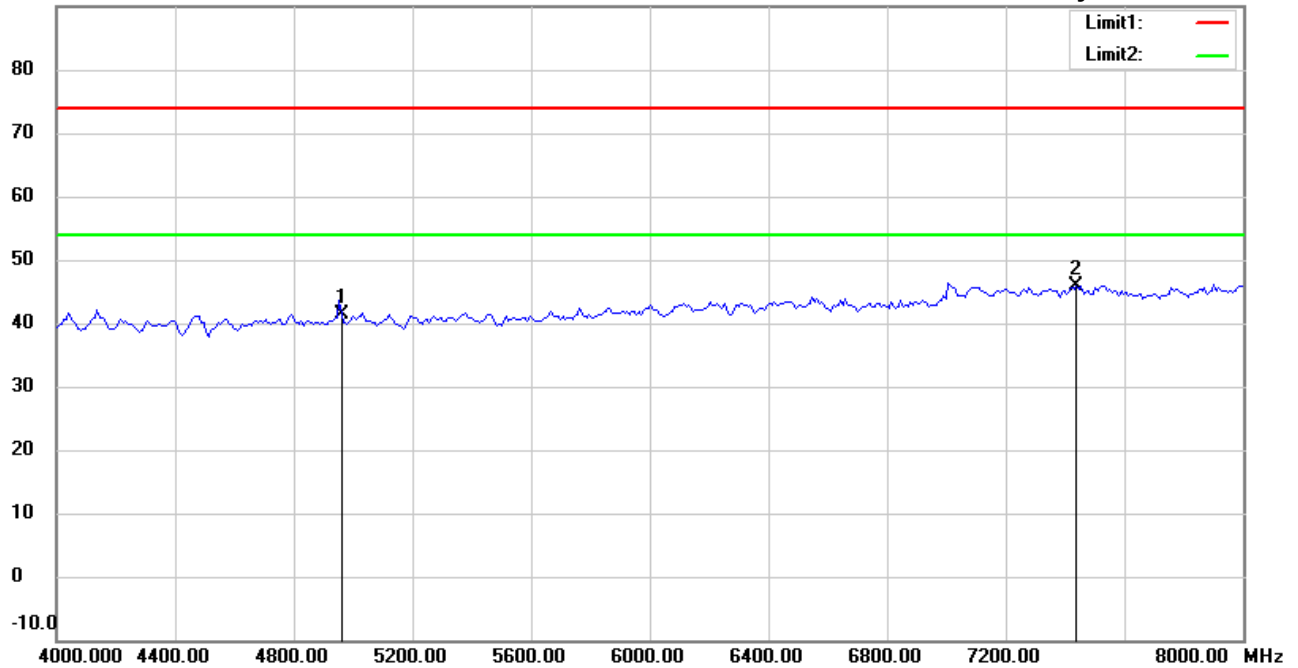
Date: 10/31/2019

Temperature:22.6 °C

90.0 dBuV/m

Time: 8:17:00 PM

Humidity:73.9 %



Site : Chamber

Condition : FCC_part 15 RE-Class C_Above 1GHz_PK

Polarization: *Horizontal*

EUT : W6M21904-18988

Power : 3.7 Vd.c.

M/N:

Distance: 3m

Test Mode : TX 2.47935GHz

Note :

Mk.	Frequency (MHz)	Reading (dBuV)	Detector	Corr. factor (dB/m)	Result (dBuV/m)	Limit (dBuV/m)	Ant.Pos (cm)	Tab.Pos (deg.)	Margin (dB)	Comment
	4958.700	42.66	peak	-1.36	41.30	74.00	150	110	-32.70	
*	7438.050	42.18	peak	3.73	45.91	74.00	150	15	-28.09	

*:Maximum data x:Over limit !:over margin



Address:6F.,No.58,Ln 188,Ruey Kuang Rd,Neihu,Taipei
 Tel:+886-2-6606-8877
 Fax:+886-2-6606-8879

Radiated Emission Measurement

Operator: Sky

File :3

Data :#7

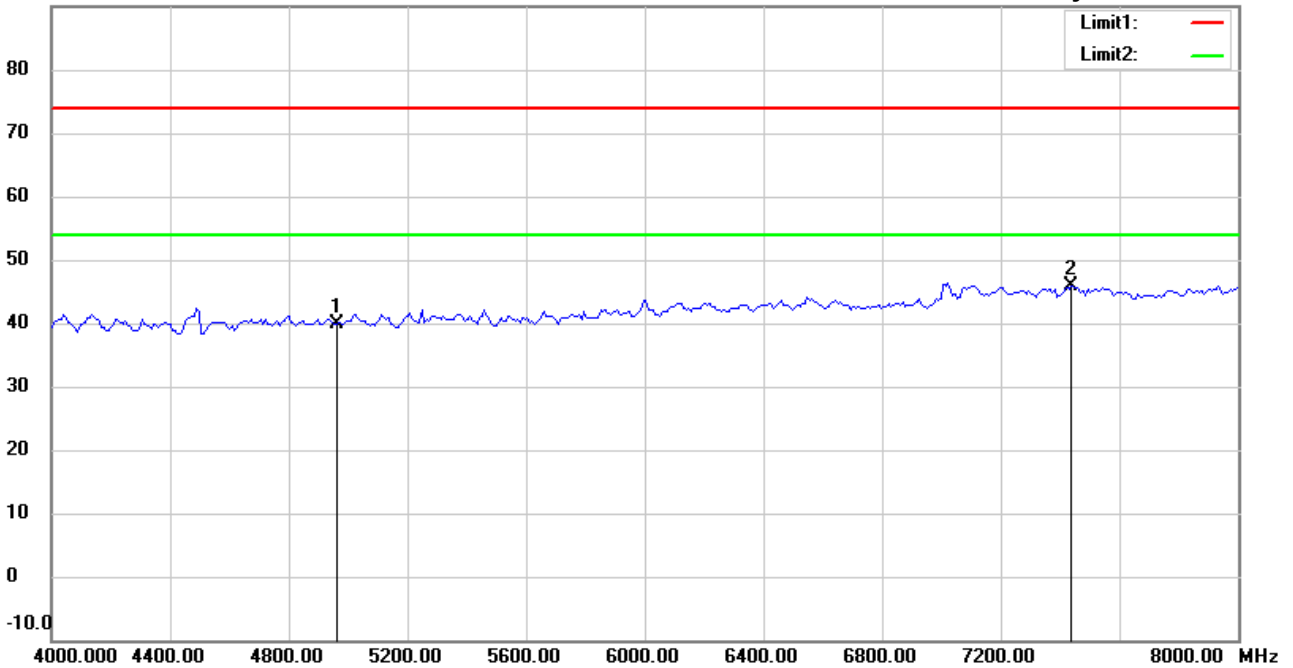
Date: 10/31/2019

Temperature:22.6 °C

90.0 dBuV/m

Time: 8:20:21 PM

Humidity:73.9 %



Site : Chamber

Condition : FCC_part 15 RE-Class C_Above 1GHz_PK

Polarization: *Vertical*

EUT : W6M21904-18988

Power : 3.7 Vd.c.

M/N:

Distance: 3m

Test Mode : TX 2.47935GHz

Note :

Mk.	Frequency (MHz)	Reading (dBuV)	Detector	Corr. factor (dB/m)	Result (dBuV/m)	Limit (dBuV/m)	Ant.Pos (cm)	Tab.Pos (deg.)	Margin (dB)	Comment
	4958.700	41.16	peak	-1.36	39.80	74.00	150	355	-34.20	
*	7438.050	42.05	peak	3.73	45.78	74.00	150	170	-28.22	

*:Maximum data x:Over limit !:over margin



Address:6F.,No.58,Ln 188,Ruey Kuang Rd,Neihu,Taipei
 Tel:+886-2-6606-8877
 Fax:+886-2-6606-8879

Radiated Emission Measurement

Operator: Sky

File :3

Data :#3

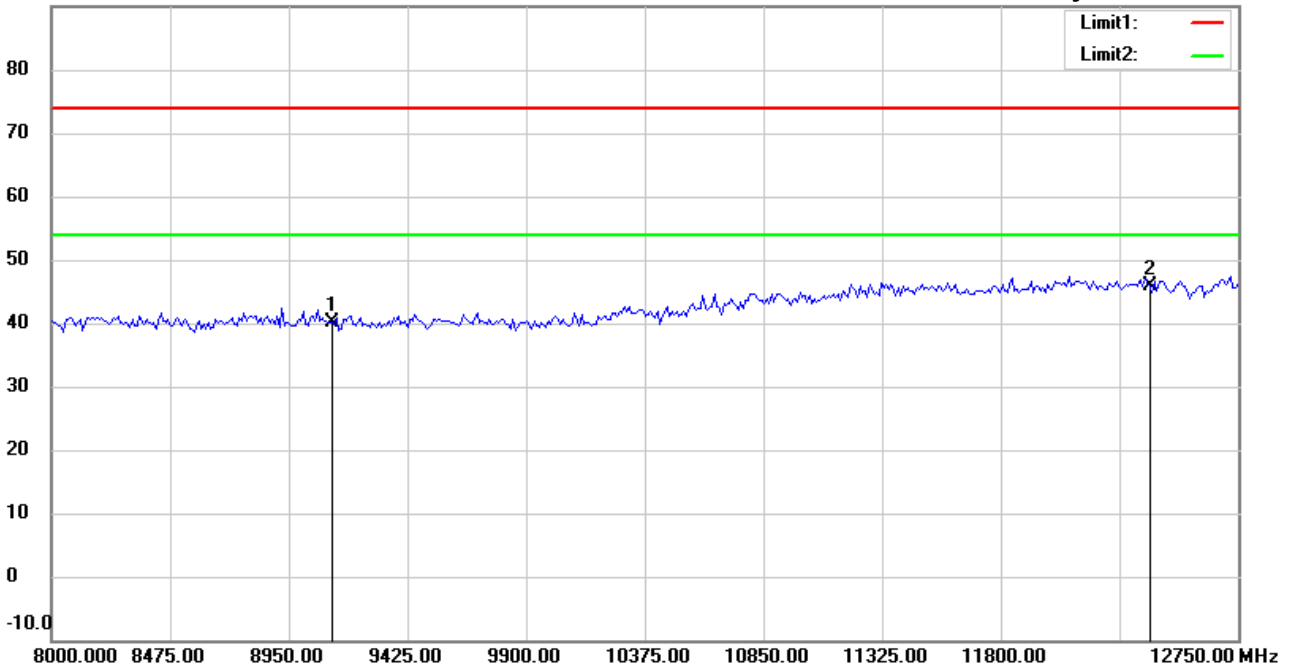
Date: 10/31/2019

Temperature:22.6 °C

90.0 dBuV/m

Time: 8:17:13 PM

Humidity:73.9 %



Site : Chamber

Condition : FCC_part 15 RE-Class C_Above 1GHz_PK

Polarization: *Horizontal*

EUT : W6M21904-18988

Power : 3.7 Vd.c.

M/N:

Distance: 3m

Test Mode : TX 2.47935GHz

Note :

Mk.	Frequency (MHz)	Reading (dBuV)	Detector	Corr. factor (dB/m)	Result (dBuV/m)	Limit (dBuV/m)	Ant.Pos (cm)	Tab.Pos (deg.)	Margin (dB)	Comment
	9117.400	34.63	peak	5.47	40.10	74.00	150	45	-33.90	
*	12396.750	33.09	peak	12.73	45.82	74.00	150	170	-28.18	

*:Maximum data x:Over limit !:over margin



Address:6F.,No.58,Ln 188,Ruey Kuang Rd,Neihu,Taipei
 Tel:+886-2-6606-8877
 Fax:+886-2-6606-8879

Radiated Emission Measurement

Operator: Sky

File :3

Data :#8

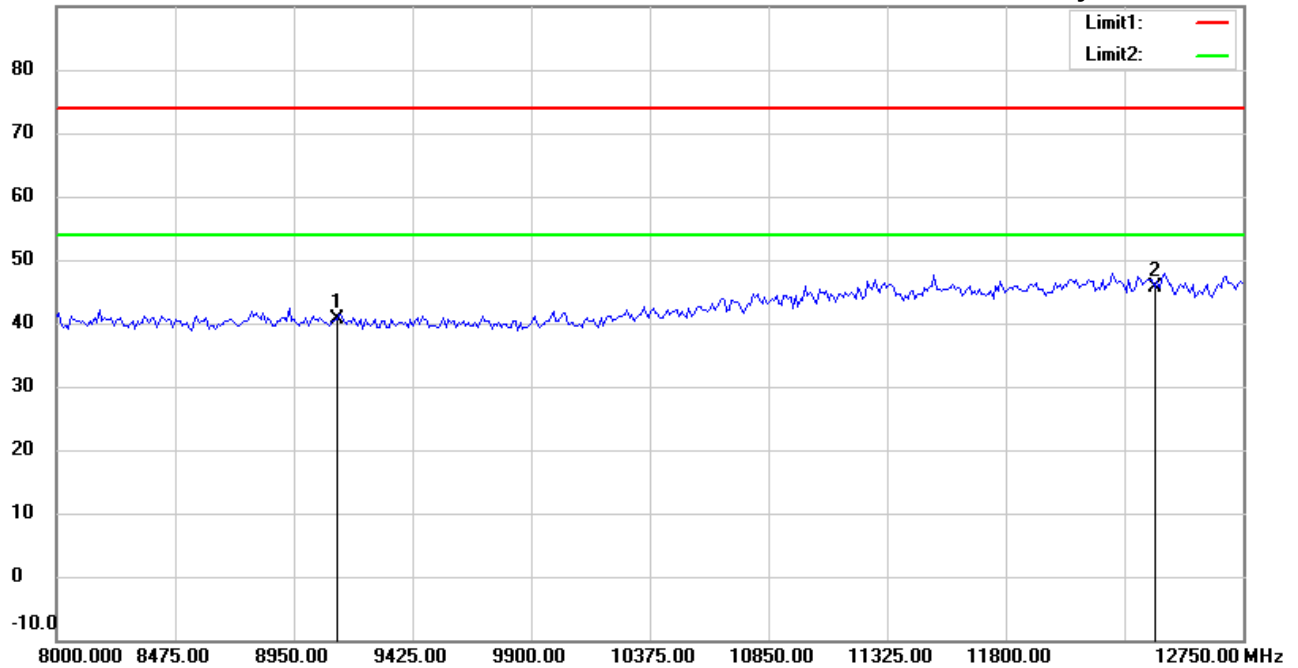
Date: 10/31/2019

Temperature:22.6 °C

90.0 dBuV/m

Time: 8:20:34 PM

Humidity:73.9 %



Site : Chamber

Condition : FCC_part 15 RE-Class C_Above 1GHz_PK

Polarization: **Vertical**

EUT : W6M21904-18988

Power : 3.7 Vd.c.

M/N:

Distance: 3m

Test Mode : TX 2.47935GHz

Note :

Mk.	Frequency (MHz)	Reading (dBuV)	Detector	Corr. factor (dB/m)	Result (dBuV/m)	Limit (dBuV/m)	Ant.Pos (cm)	Tab.Pos (deg.)	Margin (dB)	Comment
	9117.400	35.28	peak	5.47	40.75	74.00	150	255	-33.25	
*	12396.750	32.94	peak	12.73	45.67	74.00	150	160	-28.33	

*:Maximum data x:Over limit !:over margin



Address:6F.,No.58,Ln 188,Ruey Kuang Rd,Neihu,Taipei
 Tel:+886-2-6606-8877
 Fax:+886-2-6606-8879

Radiated Emission Measurement

Operator: Sky

File :3

Data :#4

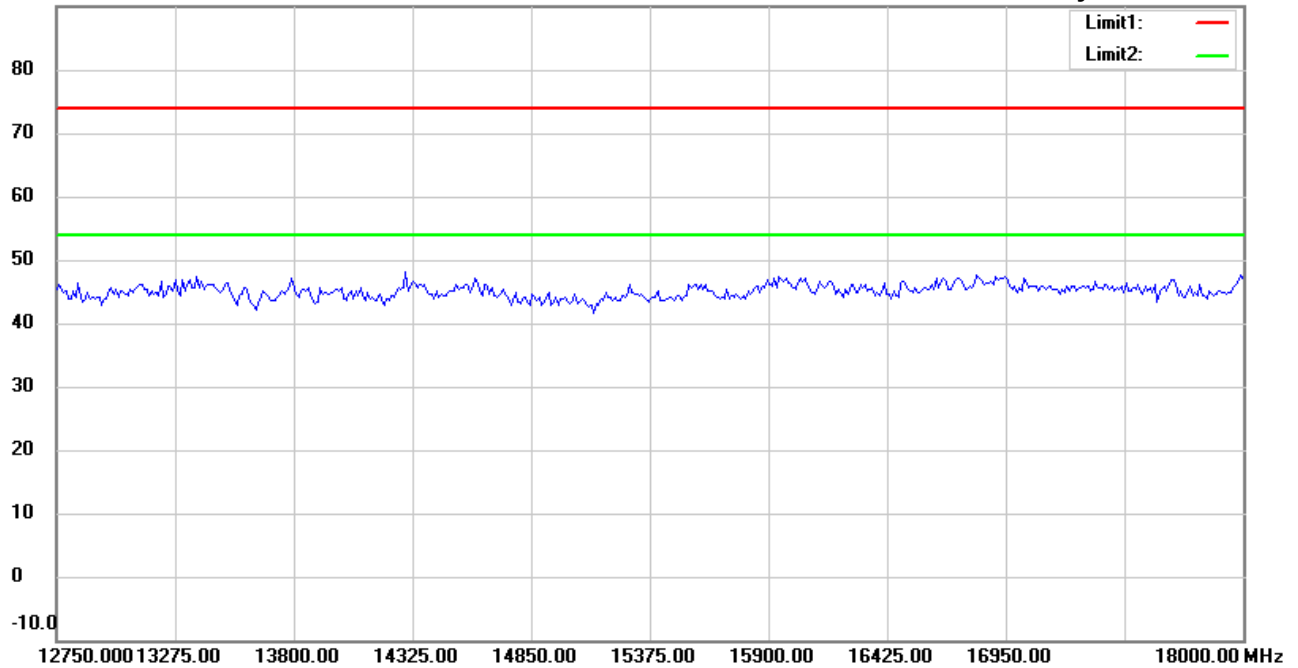
Date: 10/31/2019

Temperature:22.6 °C

90.0 dBuV/m

Time: 8:18:11 PM

Humidity:73.9 %



Site : Chamber

Condition : FCC_part 15 RE-Class C_Above 1GHz_PK

Polarization: *Horizontal*

EUT : W6M21904-18988

Power : 3.7 Vd.c.

M/N:

Distance: 3m

Test Mode : TX 2.47935GHz

Note :

Mk.	Frequency (MHz)	Reading (dBuV)	Detector	Corr. factor (dB/m)	Result (dBuV/m)	Limit (dBuV/m)	Ant.Pos (cm)	Tab.Pos (deg.)	Margin (dB)	Comment
-----	-----------------	----------------	----------	---------------------	-----------------	----------------	--------------	----------------	-------------	---------

*:Maximum data x:Over limit !:over margin



Address:6F.,No.58,Ln 188,Ruey Kuang Rd,Neihu,Taipei
 Tel:+886-2-6606-8877
 Fax:+886-2-6606-8879

Radiated Emission Measurement

Operator: Sky

File :3

Data :#9

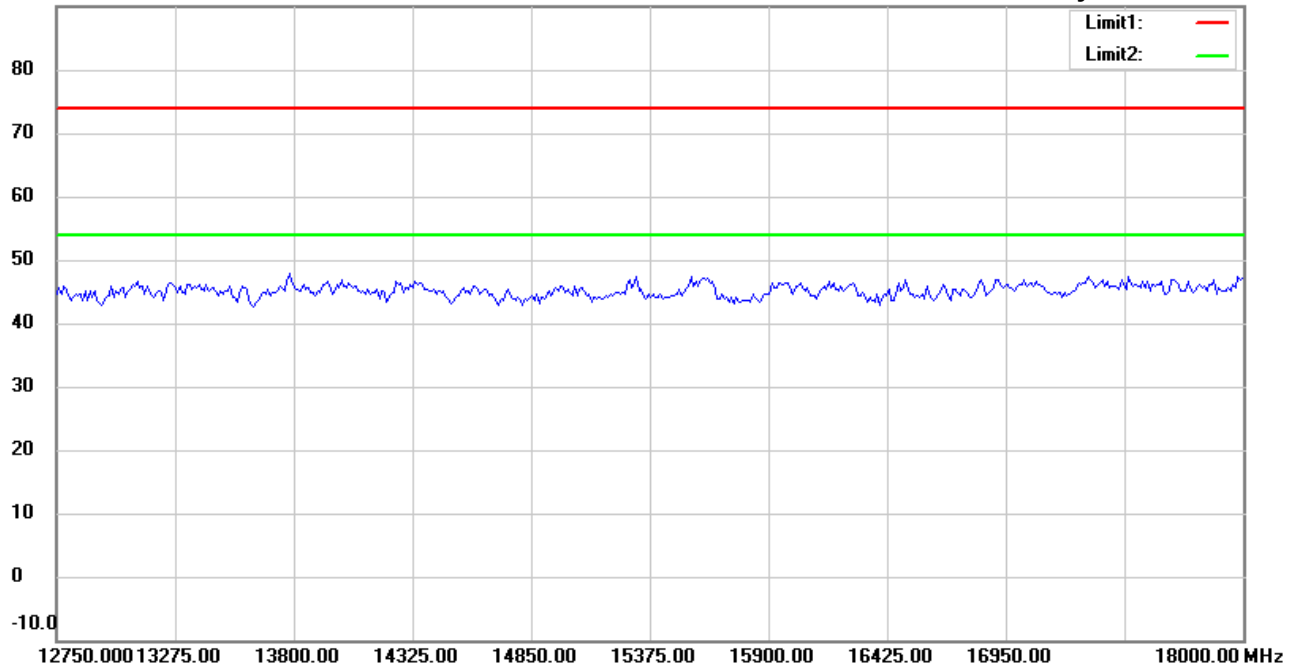
Date: 10/31/2019

Temperature:22.6 °C

90.0 dBuV/m

Time: 8:21:36 PM

Humidity:73.9 %



Site : Chamber

Condition : FCC_part 15 RE-Class C_Above 1GHz_PK

Polarization: **Vertical**

EUT : W6M21904-18988

Power : 3.7 Vd.c.

M/N:

Distance: 3m

Test Mode : TX 2.47935GHz

Note :

Mk.	Frequency (MHz)	Reading (dBuV)	Detector	Corr. factor (dB/m)	Result (dBuV/m)	Limit (dBuV/m)	Ant.Pos (cm)	Tab.Pos (deg.)	Margin (dB)	Comment
-----	-----------------	----------------	----------	---------------------	-----------------	----------------	--------------	----------------	-------------	---------

*:Maximum data x:Over limit !:over margin



Address:6F.,No.58,Ln 188,Ruey Kuang Rd,Neihu,Taipei
 Tel:+886-2-6606-8877
 Fax:+886-2-6606-8879

Radiated Emission Measurement

Operator: Sky

File :3

Data :#5

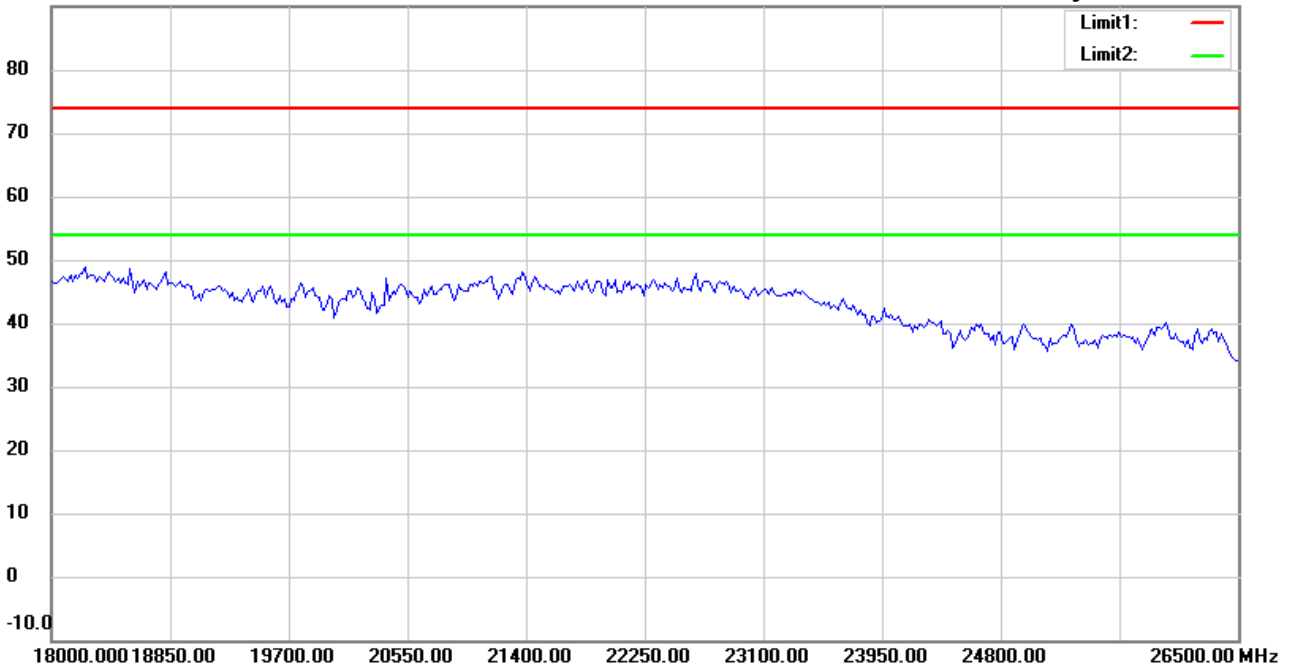
Date: 10/31/2019

Temperature:22.6 °C

90.0 dBuV/m

Time: 8:18:20 PM

Humidity:73.9 %



Site : Chamber

Condition : FCC_part 15 RE-Class C_Above 1GHz_PK

Polarization: *Horizontal*

EUT : W6M21904-18988

Power : 3.7 Vd.c.

M/N:

Distance: 3m

Test Mode : TX 2.47935GHz

Note :

Mk.	Frequency (MHz)	Reading (dBuV)	Detector	Corr. factor (dB/m)	Result (dBuV/m)	Limit (dBuV/m)	Ant.Pos (cm)	Tab.Pos (deg.)	Margin (dB)	Comment
-----	-----------------	----------------	----------	---------------------	-----------------	----------------	--------------	----------------	-------------	---------

*:Maximum data x:Over limit !:over margin



Address:6F.,No.58,Ln 188,Ruey Kuang Rd,Neihu,Taipei
 Tel:+886-2-6606-8877
 Fax:+886-2-6606-8879

Radiated Emission Measurement

Operator: Sky

File :3

Data :#10

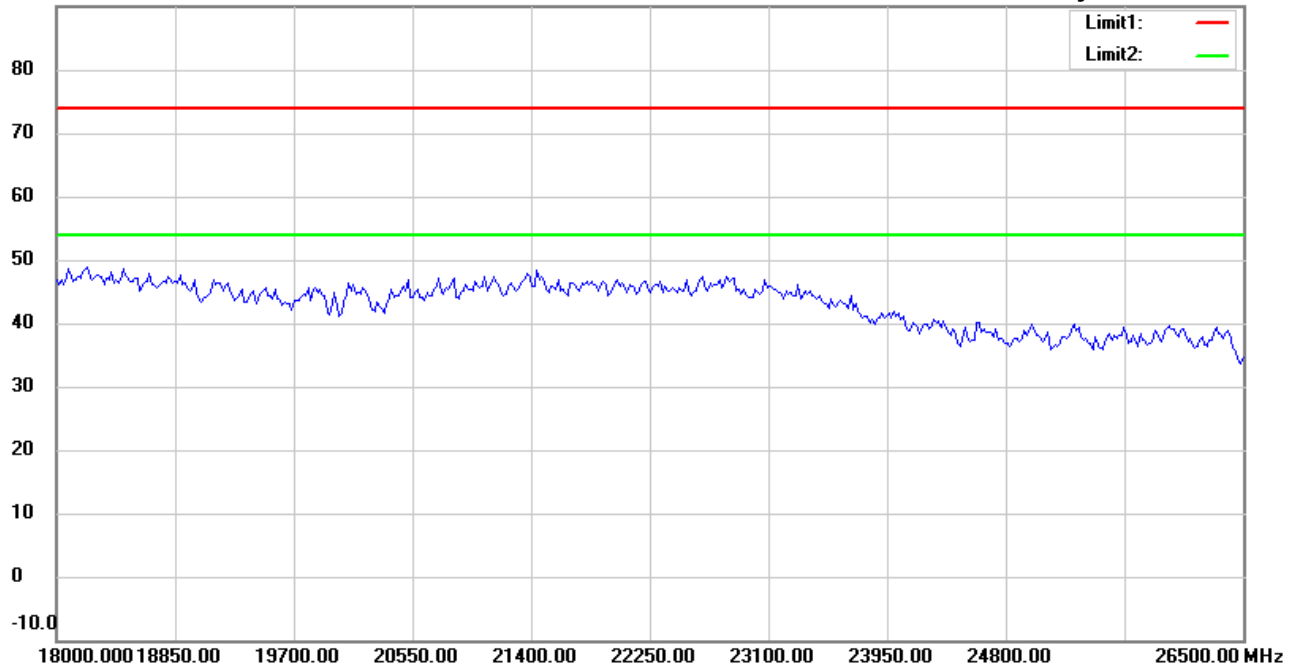
Date: 10/31/2019

Temperature:22.6 °C

90.0 dBuV/m

Time: 8:21:46 PM

Humidity:73.9 %



Site : Chamber

Condition : FCC_part 15 RE-Class C_Above 1GHz_PK

Polarization: *Vertical*

EUT : W6M21904-18988

Power : 3.7 Vd.c.

M/N:

Distance: 3m

Test Mode : TX 2.47935GHz

Note :

Mk.	Frequency (MHz)	Reading (dBuV)	Detector	Corr. factor (dB/m)	Result (dBuV/m)	Limit (dBuV/m)	Ant.Pos (cm)	Tab.Pos (deg.)	Margin (dB)	Comment
-----	-----------------	----------------	----------	---------------------	-----------------	----------------	--------------	----------------	-------------	---------

*:Maximum data x:Over limit !:over margin



Radiated Emission Measurement

Operator: Sky

File :1_ANT2_2

Data :#1

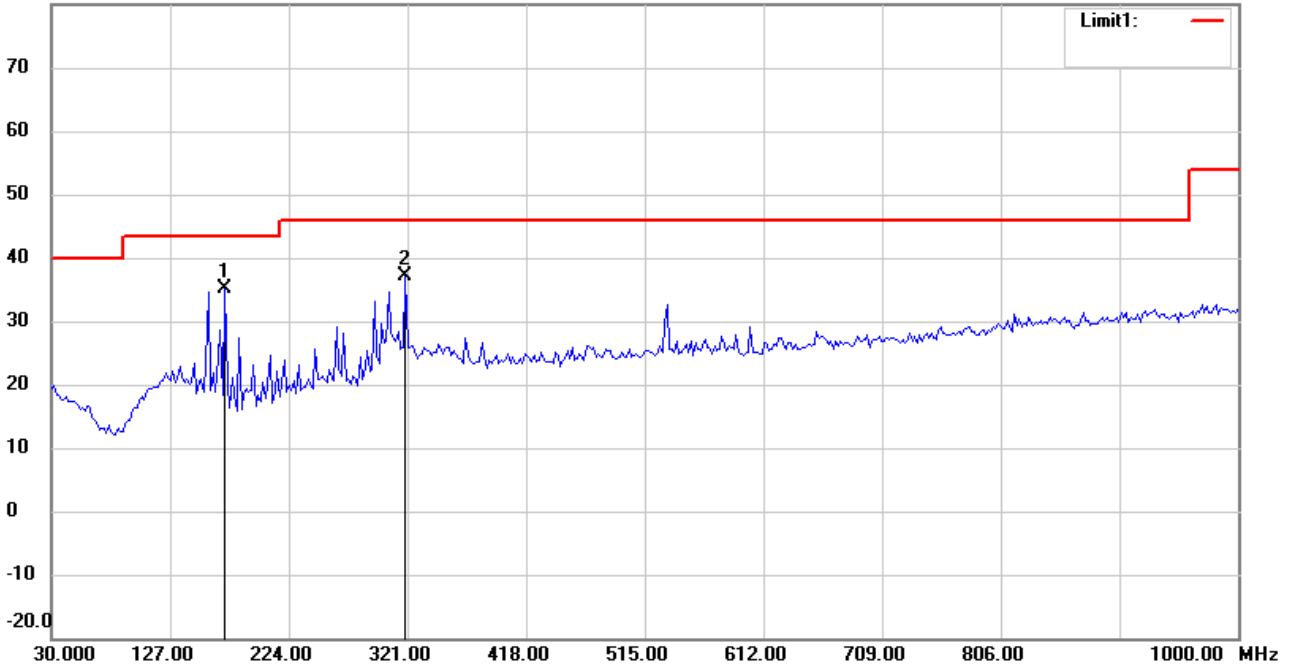
Date: 11/5/2019

Temperature:22.3 °C

80.0 dBuV/m

Time: 1:25:12 PM

Humidity:70.6 %



Site : Chamber

Condition : FCC_part 15 RE-Class C_30-1000MHz

EUT : W6M21904-18988

M/N:

Test Mode : TX 2.40335GHz

Note :

Polarization: *Horizontal*

Power : 3.7 Vd.c.

Distance: 3m

Mk.	Frequency (MHz)	Reading (dBuV)	Detector	Corr. factor (dB/m)	Result (dBuV/m)	Limit (dBuV/m)	Ant.Pos (cm)	Tab.Pos (deg.)	Margin (dB)	Comment
*	171.9038	45.41	peak	-10.20	35.21	43.50	100	180	-8.29	
	319.6393	42.93	peak	-5.84	37.09	46.00	100	255	-8.91	



Radiated Emission Measurement

Operator: Sky

File :1_ANT2_2

Data :#2

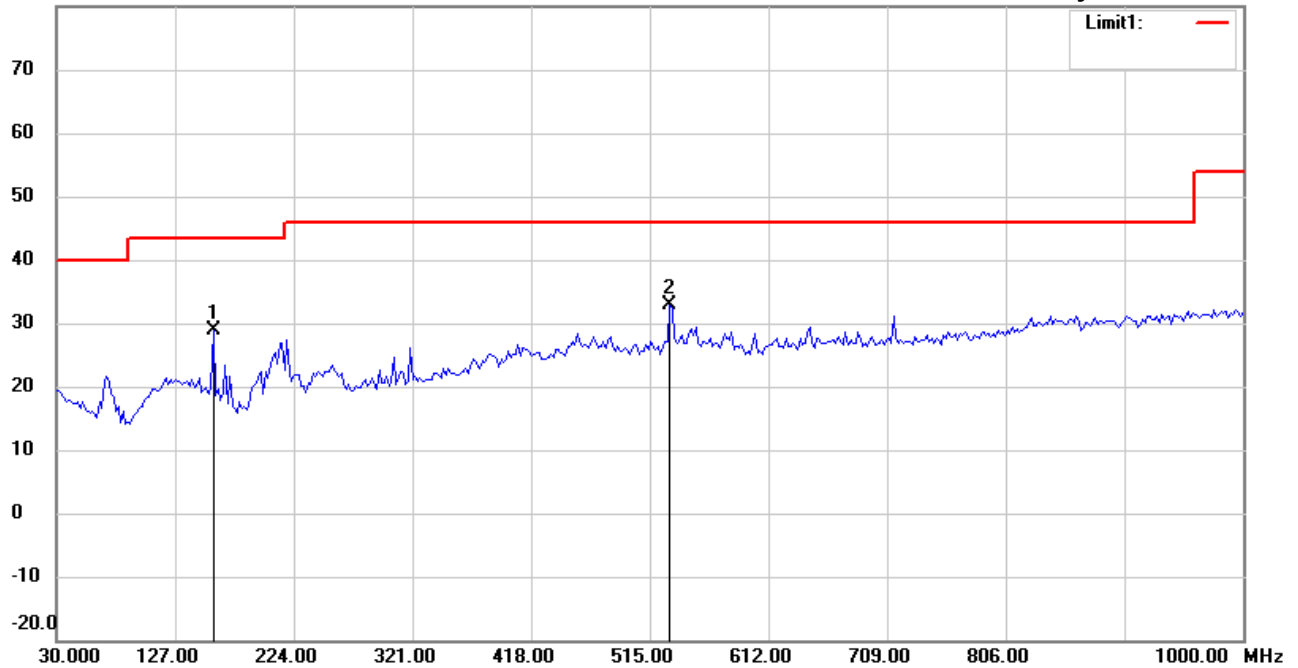
Date: 11/5/2019

Temperature:22.3 °C

80.0 dBuV/m

Time: 1:26:39 PM

Humidity:70.6 %



Site : Chamber

Condition : FCC_part 15 RE-Class C_30-1000MHz

EUT : W6M21904-18988

M/N:

Test Mode : TX 2.40335GHz

Note :

Polarization: **Vertical**

Power : 3.7 Vd.c.

Distance: 3m

Mk.	Frequency (MHz)	Reading (dBuV)	Detector	Corr. factor (dB/m)	Result (dBuV/m)	Limit (dBuV/m)	Ant.Pos (cm)	Tab.Pos (deg.)	Margin (dB)	Comment
	158.2966	37.26	peak	-8.45	28.81	43.50	100	310	-14.69	
*	531.5230	35.02	peak	-2.19	32.83	46.00	100	25	-13.17	



Address:6F.,No.58,Ln 188,Ruey Kuang Rd,Neihu,Taipei
 Tel:+886-2-6606-8877
 Fax:+886-2-6606-8879

Radiated Emission Measurement

Operator: Sky

File :3

Data :#1

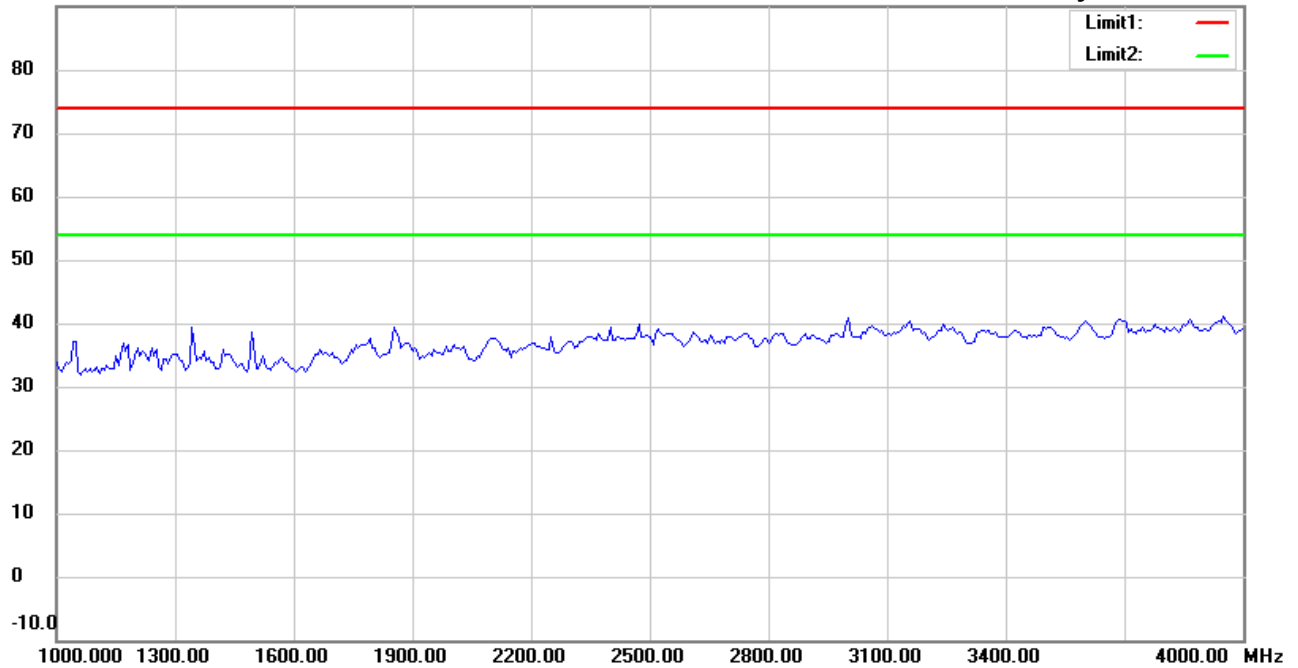
Date: 10/31/2019

Temperature:22.6 °C

90.0 dBuV/m

Time: 9:06:12 PM

Humidity:73.9 %



Site : Chamber

Condition : FCC_part 15 RE-Class C_Above 1GHz_PK

EUT : W6M21904-18988

M/N:

Test Mode : TX 2.40335GHz

Note :

Polarization: *Horizontal*

Power : 3.7 Vd.c.

Distance: 3m

Mk.	Frequency (MHz)	Reading (dBuV)	Detector	Corr. factor (dB/m)	Result (dBuV/m)	Limit (dBuV/m)	Ant.Pos (cm)	Tab.Pos (deg.)	Margin (dB)	Comment
-----	-----------------	----------------	----------	---------------------	-----------------	----------------	--------------	----------------	-------------	---------

*:Maximum data x:Over limit !:over margin



Address:6F.,No.58,Ln 188,Ruey Kuang Rd,Neihu,Taipei
 Tel:+886-2-6606-8877
 Fax:+886-2-6606-8879

Radiated Emission Measurement

Operator: Sky

File :3

Data :#6

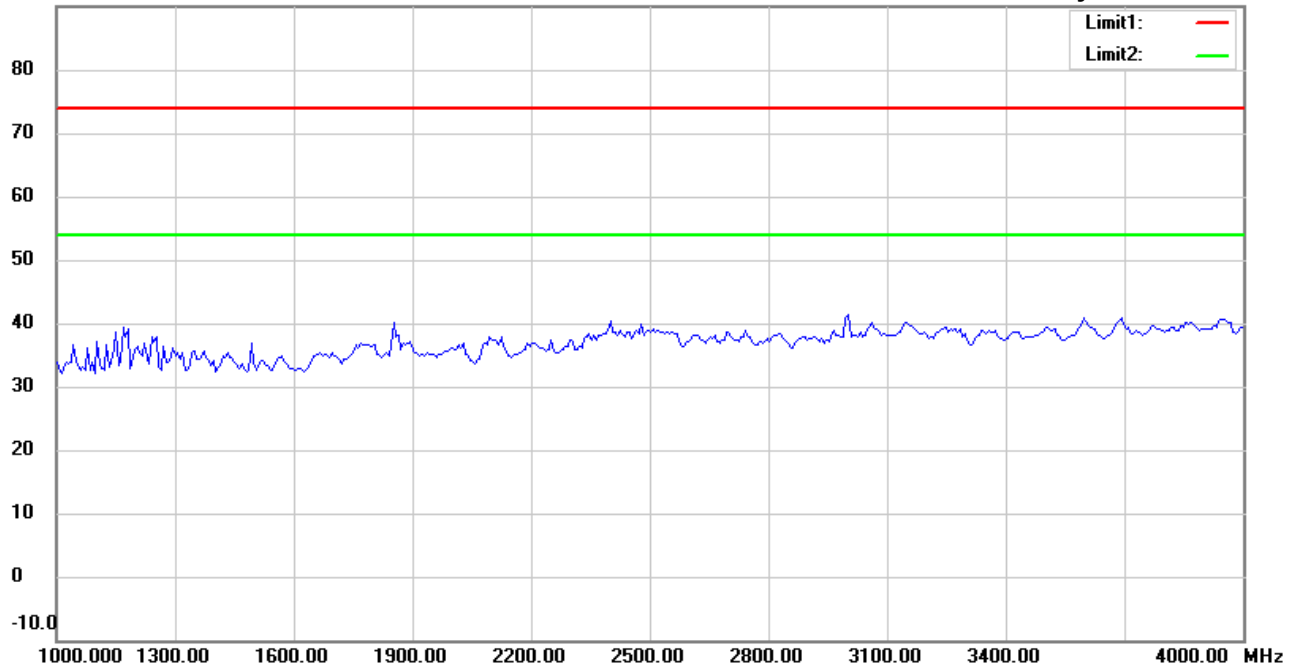
Date: 10/31/2019

Temperature:22.6 °C

90.0 dBuV/m

Time: 9:09:33 PM

Humidity:73.9 %



Site : Chamber

Condition : FCC_part 15 RE-Class C_Above 1GHz_PK

Polarization: *Vertical*

EUT : W6M21904-18988

Power : 3.7 Vd.c.

M/N:

Distance: 3m

Test Mode : TX 2.40335GHz

Note :

Mk.	Frequency (MHz)	Reading (dBuV)	Detector	Corr. factor (dB/m)	Result (dBuV/m)	Limit (dBuV/m)	Ant.Pos (cm)	Tab.Pos (deg.)	Margin (dB)	Comment
-----	-----------------	----------------	----------	---------------------	-----------------	----------------	--------------	----------------	-------------	---------

*:Maximum data x:Over limit !:over margin



Radiated Emission Measurement

Operator: Sky

File :3

Data :#2

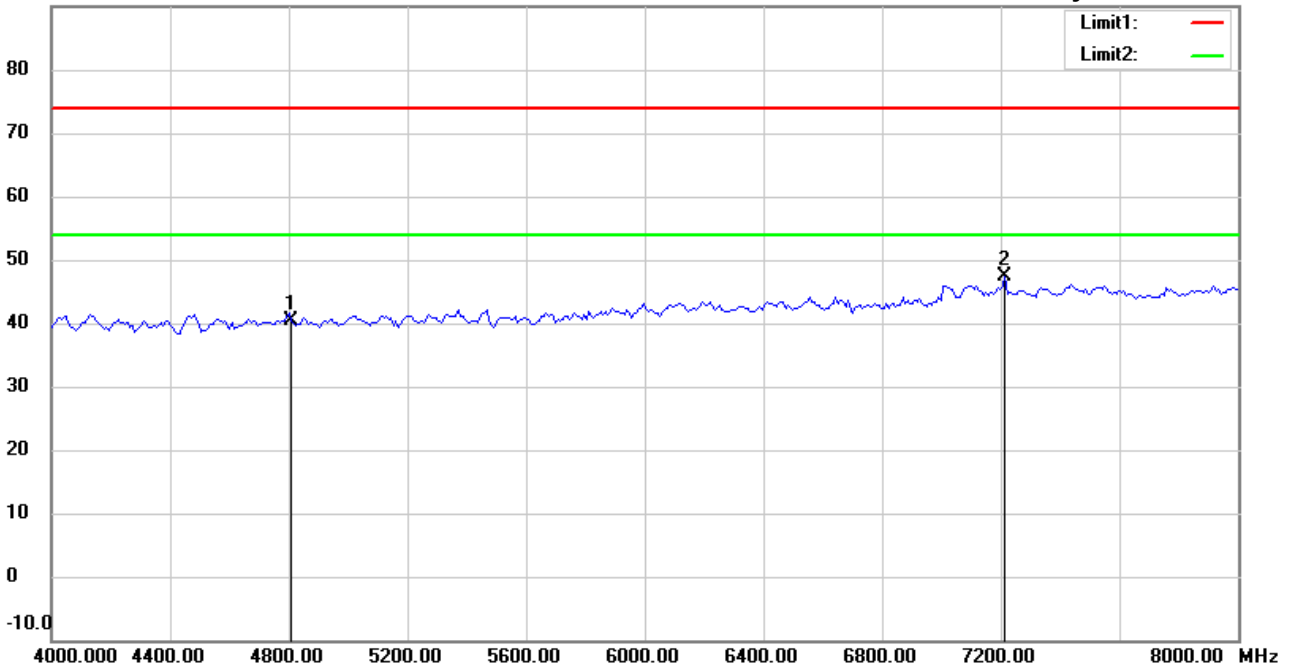
Date: 10/31/2019

Temperature:22.6 °C

90.0 dBuV/m

Time: 9:07:12 PM

Humidity:73.9 %



Site : Chamber

Condition : FCC_part 15 RE-Class C_Above 1GHz_PK

EUT : W6M21904-18988

M/N:

Test Mode : TX 2.40335GHz

Note :

Polarization: *Horizontal*

Power : 3.7 Vd.c.

Distance: 3m

Mk.	Frequency (MHz)	Reading (dBuV)	Detector	Corr. factor (dB/m)	Result (dBuV/m)	Limit (dBuV/m)	Ant.Pos (cm)	Tab.Pos (deg.)	Margin (dB)	Comment
	4806.700	42.26	peak	-1.94	40.32	74.00	150	65	-33.68	
*	7210.050	44.10	peak	3.24	47.34	74.00	150	290	-26.66	



Radiated Emission Measurement

Operator: Sky

File :3

Data :#7

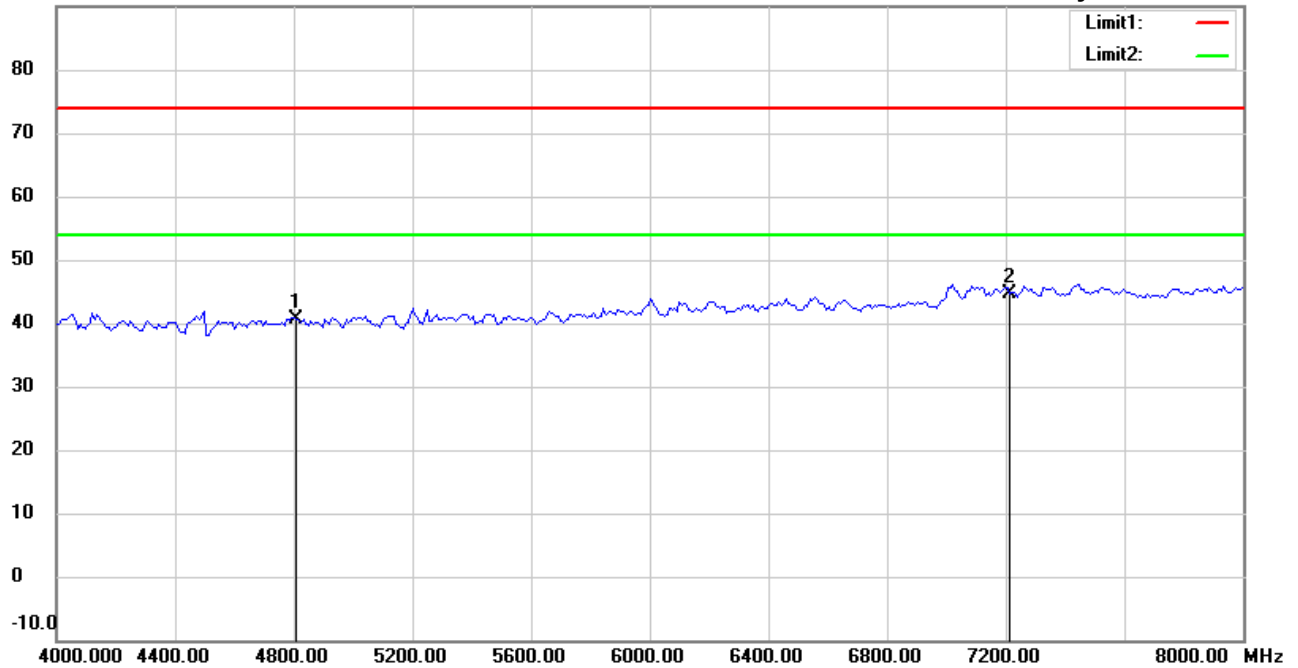
Date: 10/31/2019

Temperature:22.6 °C

90.0 dBuV/m

Time: 9:10:34 PM

Humidity:73.9 %



Site : Chamber

Condition : FCC_part 15 RE-Class C_Above 1GHz_PK

EUT : W6M21904-18988

M/N:

Test Mode : TX 2.40335GHz

Note :

Polarization: **Vertical**

Power : 3.7 Vd.c.

Distance: 3m

Mk.	Frequency (MHz)	Reading (dBuV)	Detector	Corr. factor (dB/m)	Result (dBuV/m)	Limit (dBuV/m)	Ant.Pos (cm)	Tab.Pos (deg.)	Margin (dB)	Comment
	4806.700	42.68	peak	-1.94	40.74	74.00	150	25	-33.26	
*	7210.050	41.40	peak	3.24	44.64	74.00	150	100	-29.36	



Address:6F.,No.58,Ln 188,Ruey Kuang Rd,Neihu,Taipei
 Tel:+886-2-6606-8877
 Fax:+886-2-6606-8879

Radiated Emission Measurement

Operator: Sky

File :3

Data :#3

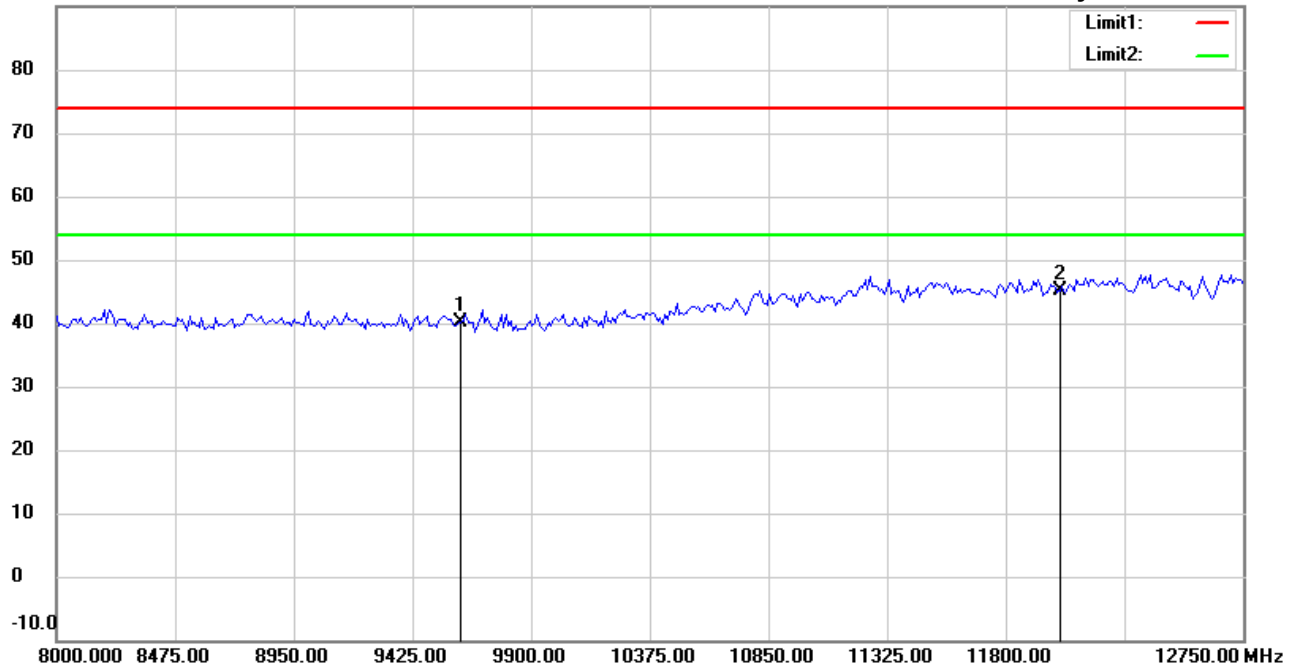
Date: 10/31/2019

Temperature:22.6 °C

90.0 dBuV/m

Time: 9:07:25 PM

Humidity:73.9 %



Site : Chamber

Condition : FCC_part 15 RE-Class C_Above 1GHz_PK

Polarization: *Horizontal*

EUT : W6M21904-18988

Power : 3.7 Vd.c.

M/N:

Distance: 3m

Test Mode : TX 2.40335GHz

Note :

Mk.	Frequency (MHz)	Reading (dBuV)	Detector	Corr. factor (dB/m)	Result (dBuV/m)	Limit (dBuV/m)	Ant.Pos (cm)	Tab.Pos (deg.)	Margin (dB)	Comment
	9613.400	33.59	peak	6.54	40.13	74.00	150	330	-33.87	
*	12016.750	33.39	peak	11.70	45.09	74.00	150	145	-28.91	

*:Maximum data x:Over limit !:over margin



Address:6F.,No.58,Ln 188,Ruey Kuang Rd,Neihu,Taipei
 Tel:+886-2-6606-8877
 Fax:+886-2-6606-8879

Radiated Emission Measurement

Operator: Sky

File :3

Data :#8

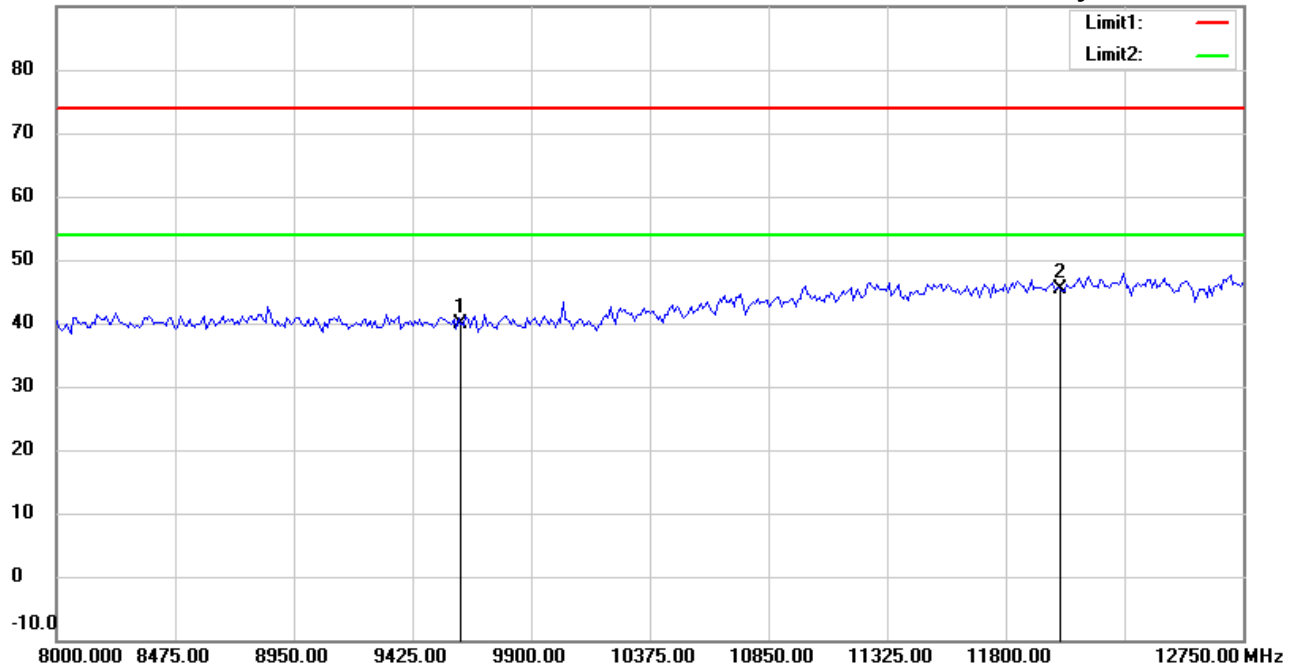
Date: 10/31/2019

Temperature:22.6 °C

90.0 dBuV/m

Time: 9:10:47 PM

Humidity:73.9 %



Site : Chamber

Condition : FCC_part 15 RE-Class C_Above 1GHz_PK

Polarization: **Vertical**

EUT : W6M21904-18988

Power : 3.7 Vd.c.

M/N:

Distance: 3m

Test Mode : TX 2.40335GHz

Note :

Mk.	Frequency (MHz)	Reading (dBuV)	Detector	Corr. factor (dB/m)	Result (dBuV/m)	Limit (dBuV/m)	Ant.Pos (cm)	Tab.Pos (deg.)	Margin (dB)	Comment
	9613.400	33.40	peak	6.54	39.94	74.00	150	10	-34.06	
*	12016.750	33.64	peak	11.70	45.34	74.00	150	255	-28.66	

*:Maximum data x:Over limit !:over margin



Address:6F.,No.58,Ln 188,Ruey Kuang Rd,Neihu,Taipei
 Tel:+886-2-6606-8877
 Fax:+886-2-6606-8879

Radiated Emission Measurement

Operator: Sky

File :3

Data :#4

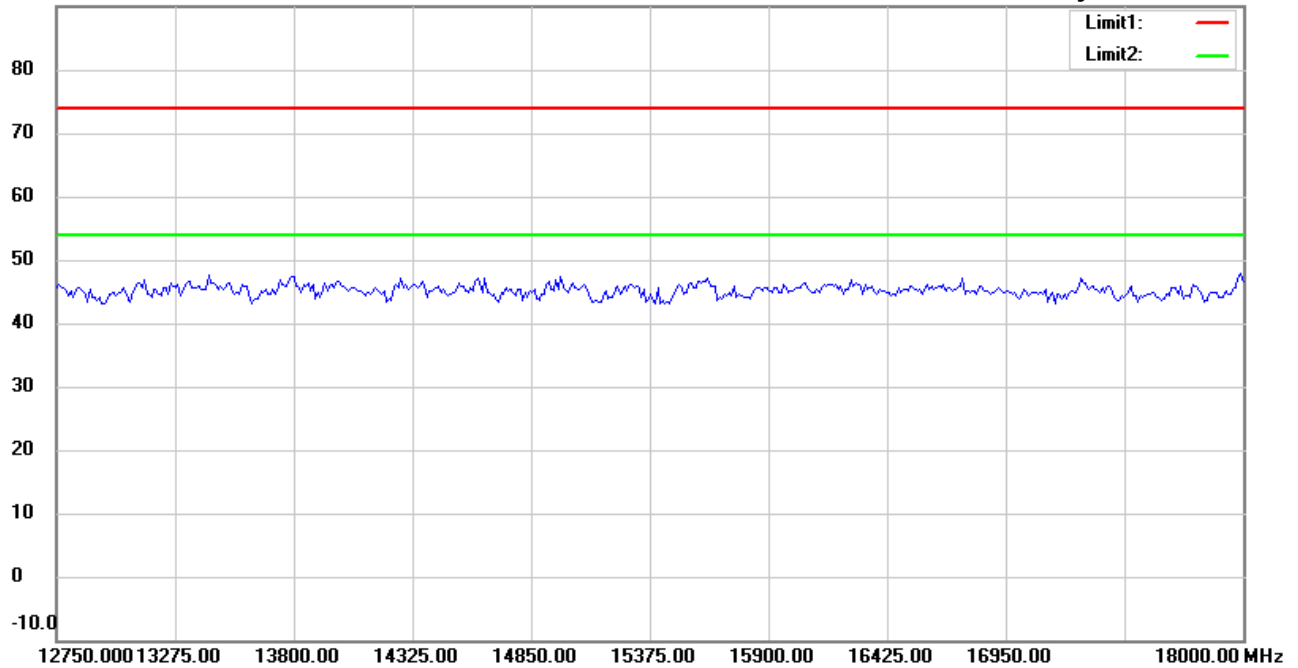
Date: 10/31/2019

Temperature:22.6 °C

90.0 dBuV/m

Time: 9:08:23 PM

Humidity:73.9 %



Site : Chamber

Condition : FCC_part 15 RE-Class C_Above 1GHz_PK

EUT : W6M21904-18988

M/N:

Test Mode : TX 2.40335GHz

Note :

Polarization: *Horizontal*

Power : 3.7 Vd.c.

Distance: 3m

Mk.	Frequency (MHz)	Reading (dBuV)	Detector	Corr. factor (dB/m)	Result (dBuV/m)	Limit (dBuV/m)	Ant.Pos (cm)	Tab.Pos (deg.)	Margin (dB)	Comment
-----	-----------------	----------------	----------	---------------------	-----------------	----------------	--------------	----------------	-------------	---------

*:Maximum data x:Over limit !:over margin



Address:6F.,No.58,Ln 188,Ruey Kuang Rd,Neihu,Taipei
 Tel:+886-2-6606-8877
 Fax:+886-2-6606-8879

Radiated Emission Measurement

Operator: Sky

File :3

Data :#9

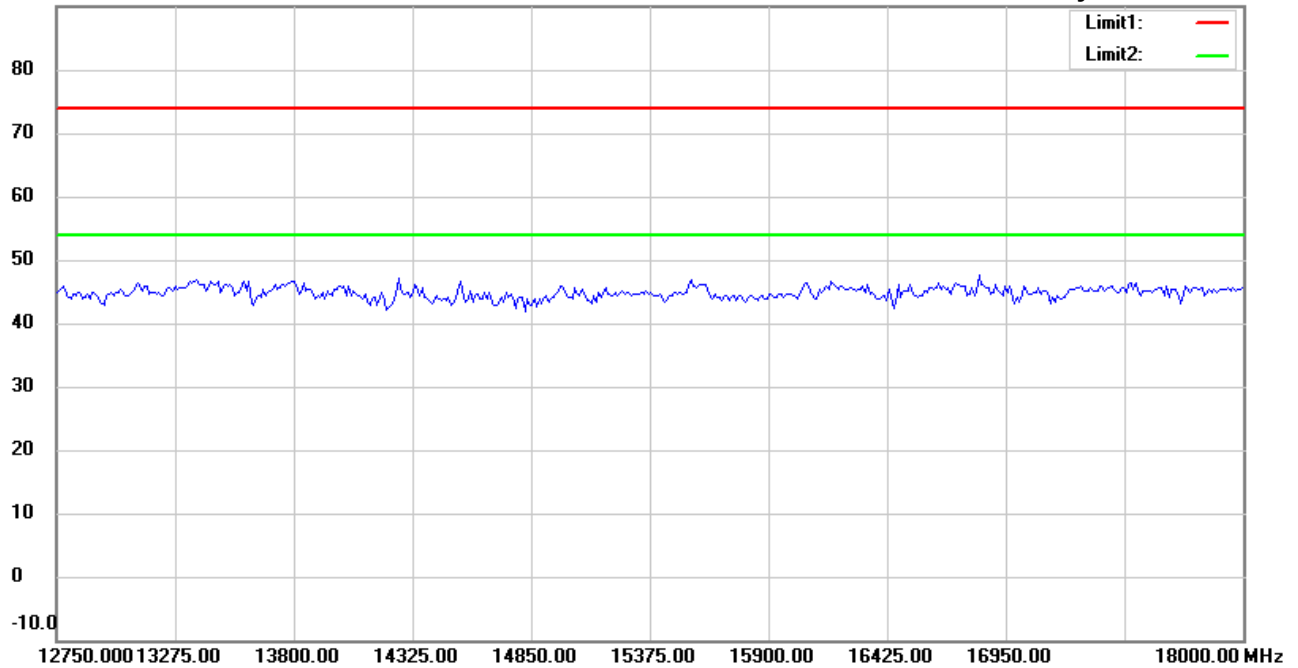
Date: 10/31/2019

Temperature:22.6 °C

90.0 dBuV/m

Time: 9:11:48 PM

Humidity:73.9 %



Site : Chamber

Condition : FCC_part 15 RE-Class C_Above 1GHz_PK

Polarization: *Vertical*

EUT : W6M21904-18988

Power : 3.7 Vd.c.

M/N:

Distance: 3m

Test Mode : TX 2.40335GHz

Note :

Mk.	Frequency (MHz)	Reading (dBuV)	Detector	Corr. factor (dB/m)	Result (dBuV/m)	Limit (dBuV/m)	Ant.Pos (cm)	Tab.Pos (deg.)	Margin (dB)	Comment
-----	-----------------	----------------	----------	---------------------	-----------------	----------------	--------------	----------------	-------------	---------

*:Maximum data x:Over limit !:over margin



Address:6F.,No.58,Ln 188,Ruey Kuang Rd,Neihu,Taipei
 Tel:+886-2-6606-8877
 Fax:+886-2-6606-8879

Radiated Emission Measurement

Operator: Sky

File :3

Data :#5

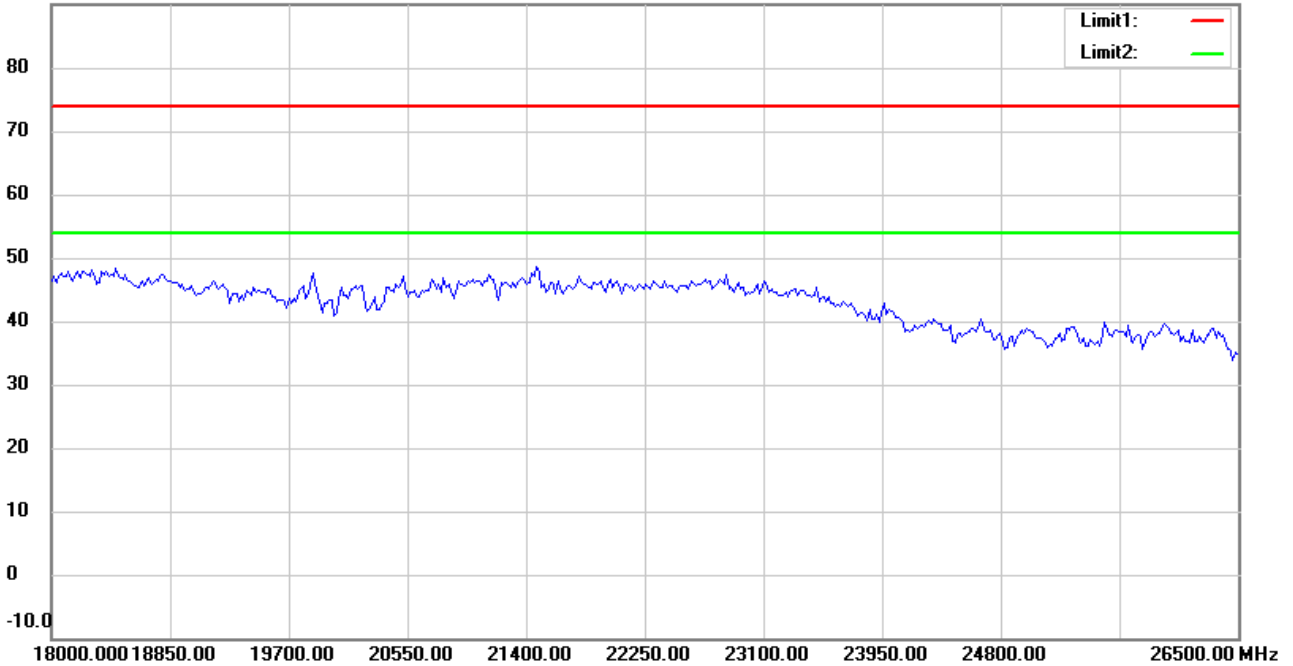
Date: 10/31/2019

Temperature:22.6 °C

90.0 dBuV/m

Time: 9:08:33 PM

Humidity:73.9 %



Site : Chamber

Condition : FCC_part 15 RE-Class C_Above 1GHz_PK

Polarization: *Horizontal*

EUT : W6M21904-18988

Power : 3.7 Vd.c.

M/N:

Distance: 3m

Test Mode : TX 2.40335GHz

Note :

Mk.	Frequency (MHz)	Reading (dBuV)	Detector	Corr. factor (dB/m)	Result (dBuV/m)	Limit (dBuV/m)	Ant.Pos (cm)	Tab.Pos (deg.)	Margin (dB)	Comment
-----	-----------------	----------------	----------	---------------------	-----------------	----------------	--------------	----------------	-------------	---------

*:Maximum data x:Over limit !:over margin



Address:6F.,No.58,Ln 188,Ruey Kuang Rd,Neihu,Taipei
 Tel:+886-2-6606-8877
 Fax:+886-2-6606-8879

Radiated Emission Measurement

Operator: Sky

File :3

Data :#10

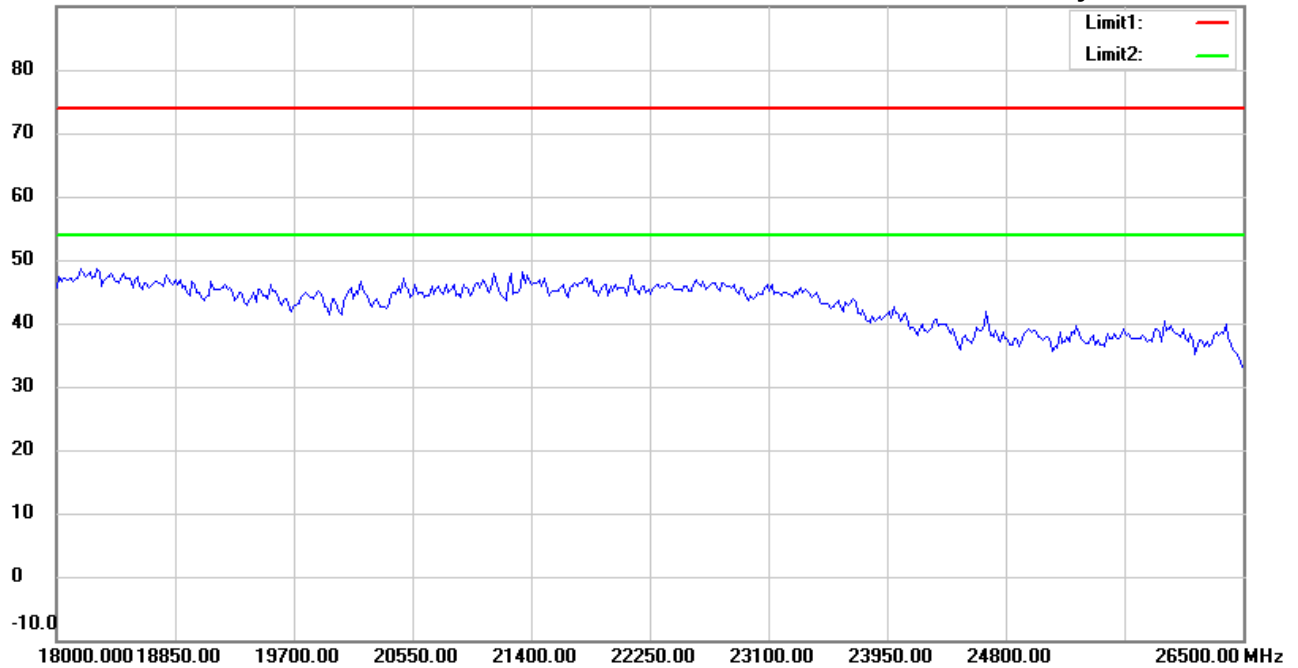
Date: 10/31/2019

Temperature:22.6 °C

90.0 dBuV/m

Time: 9:11:58 PM

Humidity:73.9 %



Site : Chamber

Condition : FCC_part 15 RE-Class C_Above 1GHz_PK

Polarization: *Vertical*

EUT : W6M21904-18988

Power : 3.7 Vd.c.

M/N:

Distance: 3m

Test Mode : TX 2.40335GHz

Note :

Mk.	Frequency (MHz)	Reading (dBuV)	Detector	Corr. factor (dB/m)	Result (dBuV/m)	Limit (dBuV/m)	Ant.Pos (cm)	Tab.Pos (deg.)	Margin (dB)	Comment
-----	-----------------	----------------	----------	---------------------	-----------------	----------------	--------------	----------------	-------------	---------

*:Maximum data x:Over limit !:over margin



Address:6F.,No.58,Ln 188,Ruey Kuang Rd,Neihu,Taipei
 Tel:+886-2-6606-8877
 Fax:+886-2-6606-8879

Radiated Emission Measurement

Operator: Sky

File :3

Data :#1

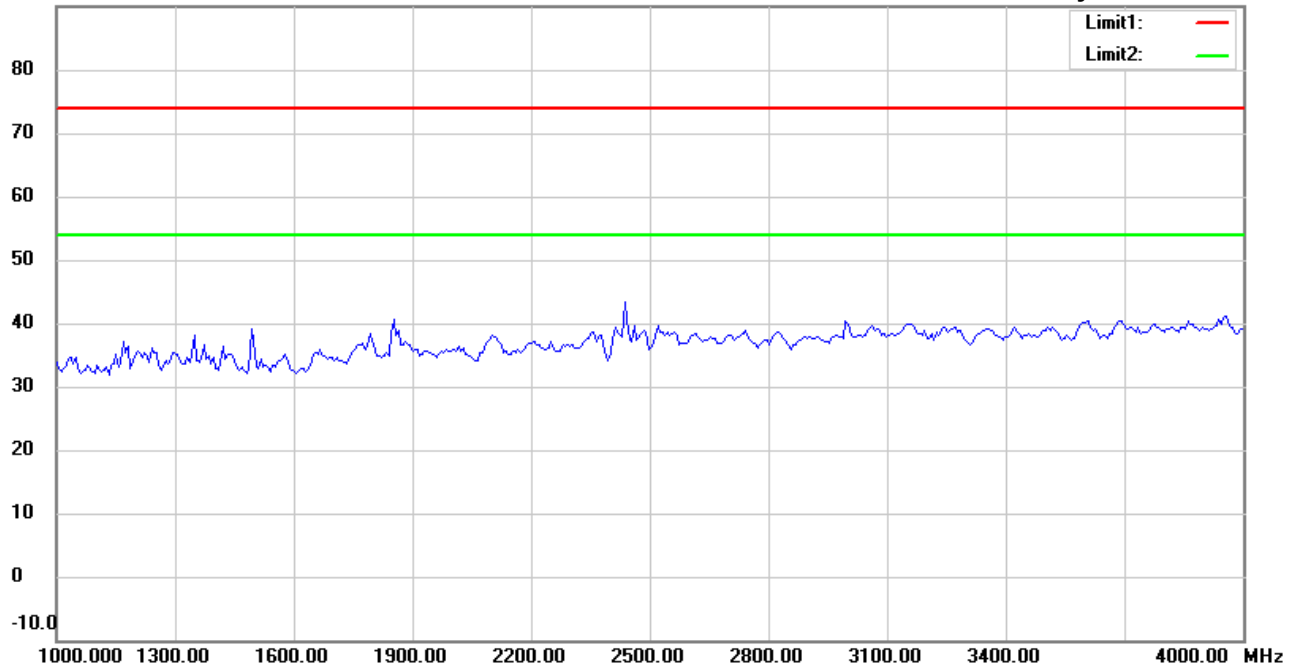
Date: 10/31/2019

Temperature:22.6 °C

90.0 dBuV/m

Time: 8:54:38 PM

Humidity:73.9 %



Site : Chamber

Condition : FCC_part 15 RE-Class C_Above 1GHz_PK

Polarization: *Horizontal*

EUT : W6M21904-18988

Power : 3.7 Vd.c.

M/N:

Distance: 3m

Test Mode : TX 2.43935GHz

Note :

Mk.	Frequency (MHz)	Reading (dBuV)	Detector	Corr. factor (dB/m)	Result (dBuV/m)	Limit (dBuV/m)	Ant.Pos (cm)	Tab.Pos (deg.)	Margin (dB)	Comment
-----	-----------------	----------------	----------	---------------------	-----------------	----------------	--------------	----------------	-------------	---------

*:Maximum data x:Over limit !:over margin



Address:6F.,No.58,Ln 188,Ruey Kuang Rd,Neihu,Taipei
 Tel:+886-2-6606-8877
 Fax:+886-2-6606-8879

Radiated Emission Measurement

Operator: Sky

File :3

Data :#6

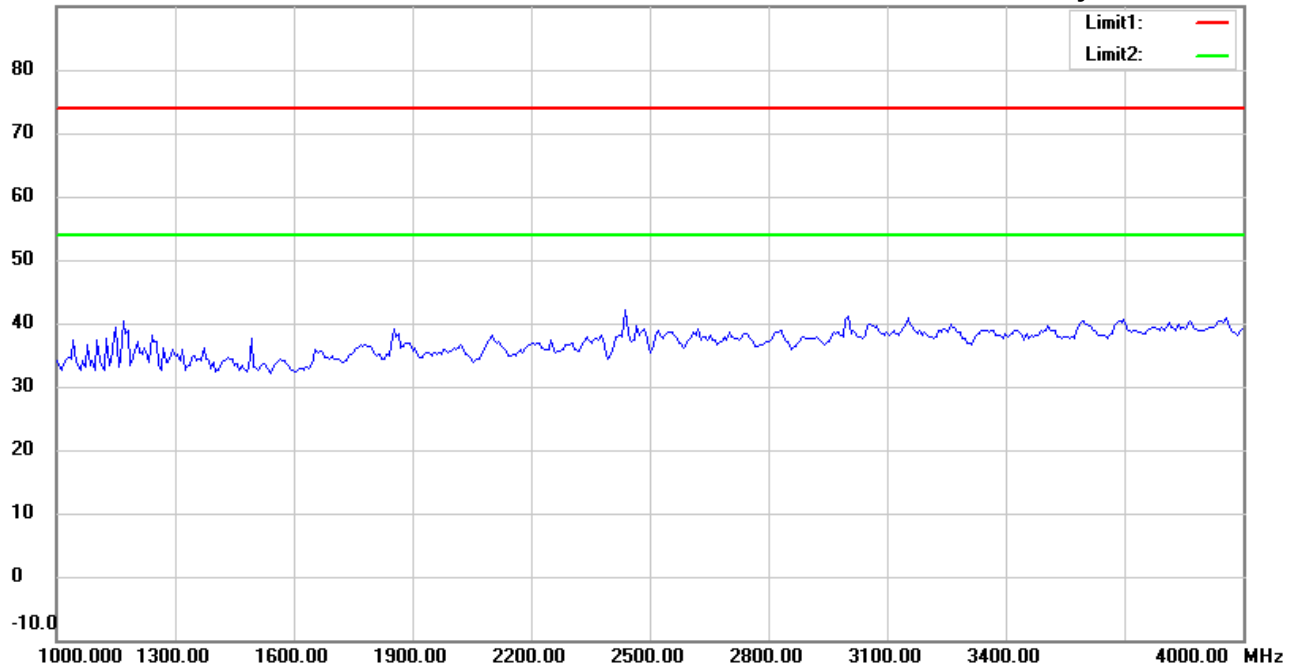
Date: 10/31/2019

Temperature:22.6 °C

90.0 dBuV/m

Time: 8:57:59 PM

Humidity:73.9 %



Site : Chamber

Condition : FCC_part 15 RE-Class C_Above 1GHz_PK

EUT : W6M21904-18988

M/N:

Test Mode : TX 2.43935GHz

Note :

Polarization: *Vertical*

Power : 3.7 Vd.c.

Distance: 3m

Mk.	Frequency (MHz)	Reading (dBuV)	Detector	Corr. factor (dB/m)	Result (dBuV/m)	Limit (dBuV/m)	Ant.Pos (cm)	Tab.Pos (deg.)	Margin (dB)	Comment
-----	-----------------	----------------	----------	---------------------	-----------------	----------------	--------------	----------------	-------------	---------

*:Maximum data x:Over limit !:over margin



Address:6F.,No.58,Ln 188,Ruey Kuang Rd,Neihu,Taipei
 Tel:+886-2-6606-8877
 Fax:+886-2-6606-8879

Radiated Emission Measurement

Operator: Sky

File :3

Data :#2

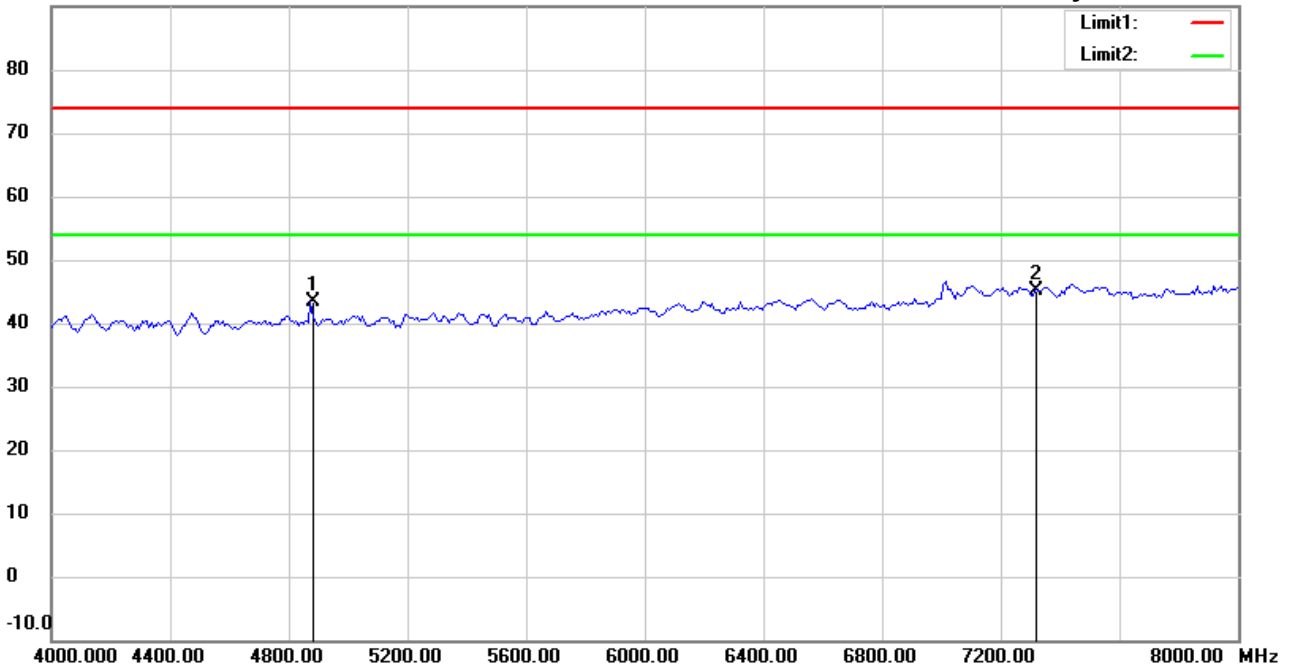
Date: 10/31/2019

Temperature:22.6 °C

90.0 dBuV/m

Time: 8:55:38 PM

Humidity:73.9 %



Site : Chamber

Condition : FCC_part 15 RE-Class C_Above 1GHz_PK

Polarization: *Horizontal*

EUT : W6M21904-18988

Power : 3.7 Vd.c.

M/N:

Distance: 3m

Test Mode : TX 2.43935GHz

Note :

Mk.	Frequency (MHz)	Reading (dBuV)	Detector	Corr. factor (dB/m)	Result (dBuV/m)	Limit (dBuV/m)	Ant.Pos (cm)	Tab.Pos (deg.)	Margin (dB)	Comment
	4873.748	45.10	peak	-1.70	43.40	74.00	150	60	-30.60	
*	7318.050	41.77	peak	3.44	45.21	74.00	150	315	-28.79	

*:Maximum data x:Over limit !:over margin



Radiated Emission Measurement

Operator: Sky

File :3

Data :#7

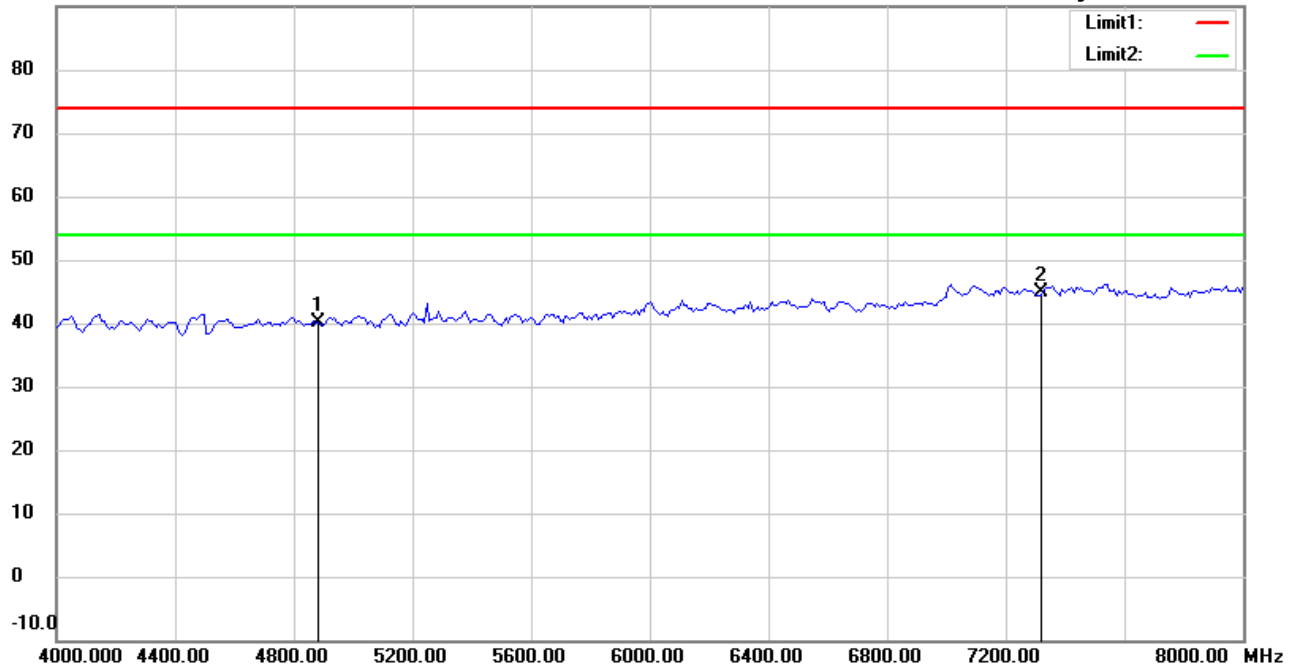
Date: 10/31/2019

Temperature:22.6 °C

90.0 dBuV/m

Time: 8:59:00 PM

Humidity:73.9 %



Site : Chamber

Condition : FCC_part 15 RE-Class C_Above 1GHz_PK

EUT : W6M21904-18988

M/N:

Test Mode : TX 2.43935GHz

Note :

Polarization: **Vertical**

Power : 3.7 Vd.c.

Distance: 3m

Mk.	Frequency (MHz)	Reading (dBuV)	Detector	Corr. factor (dB/m)	Result (dBuV/m)	Limit (dBuV/m)	Ant.Pos (cm)	Tab.Pos (deg.)	Margin (dB)	Comment
	4878.700	41.92	peak	-1.68	40.24	74.00	150	250	-33.76	
*	7318.050	41.55	peak	3.44	44.99	74.00	150	80	-29.01	



Address:6F.,No.58,Ln 188,Ruey Kuang Rd,Neihu,Taipei
 Tel:+886-2-6606-8877
 Fax:+886-2-6606-8879

Radiated Emission Measurement

Operator: Sky

File :3

Data :#3

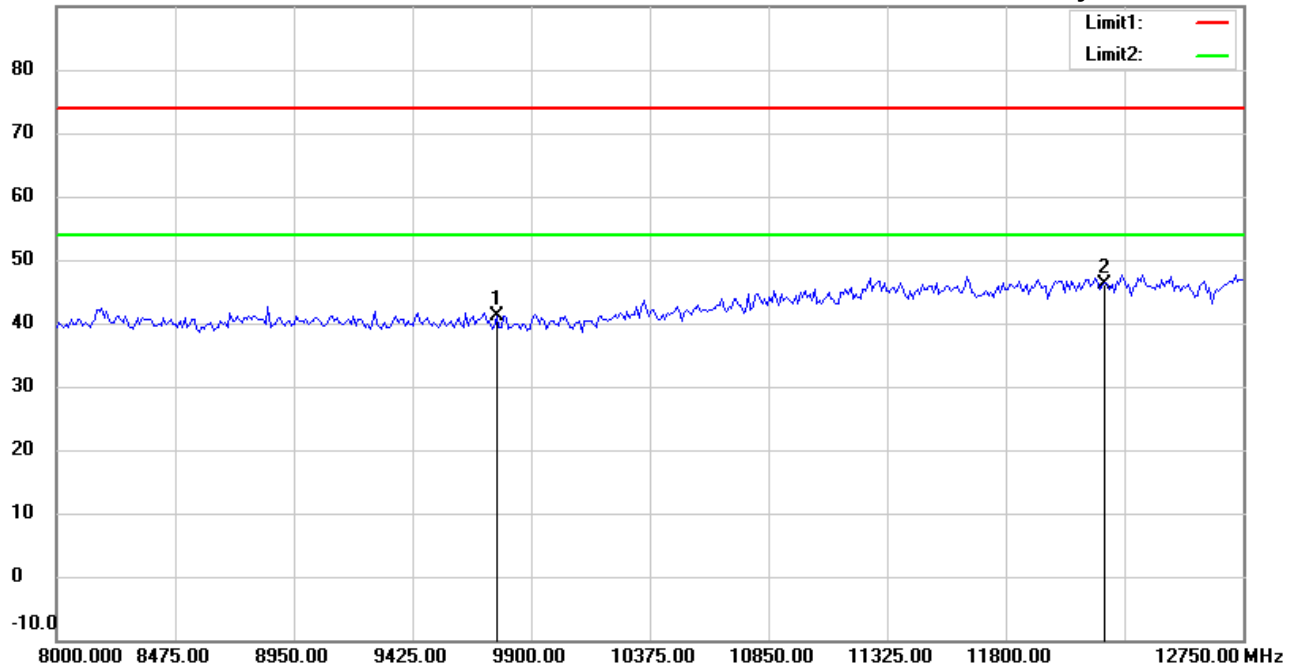
Date: 10/31/2019

Temperature:22.6 °C

90.0 dBuV/m

Time: 8:55:51 PM

Humidity:73.9 %



Site : Chamber

Condition : FCC_part 15 RE-Class C_Above 1GHz_PK

Polarization: *Horizontal*

EUT : W6M21904-18988

Power : 3.7 Vd.c.

M/N:

Distance: 3m

Test Mode : TX 2.43935GHz

Note :

Mk.	Frequency (MHz)	Reading (dBuV)	Detector	Corr. factor (dB/m)	Result (dBuV/m)	Limit (dBuV/m)	Ant.Pos (cm)	Tab.Pos (deg.)	Margin (dB)	Comment
	9757.400	34.47	peak	6.76	41.23	74.00	150	100	-32.77	
*	12196.750	33.38	peak	12.84	46.22	74.00	150	40	-27.78	

*:Maximum data x:Over limit !:over margin



Address:6F.,No.58,Ln 188,Ruey Kuang Rd,Neihu,Taipei
 Tel:+886-2-6606-8877
 Fax:+886-2-6606-8879

Radiated Emission Measurement

Operator: Sky

File :3

Data :#8

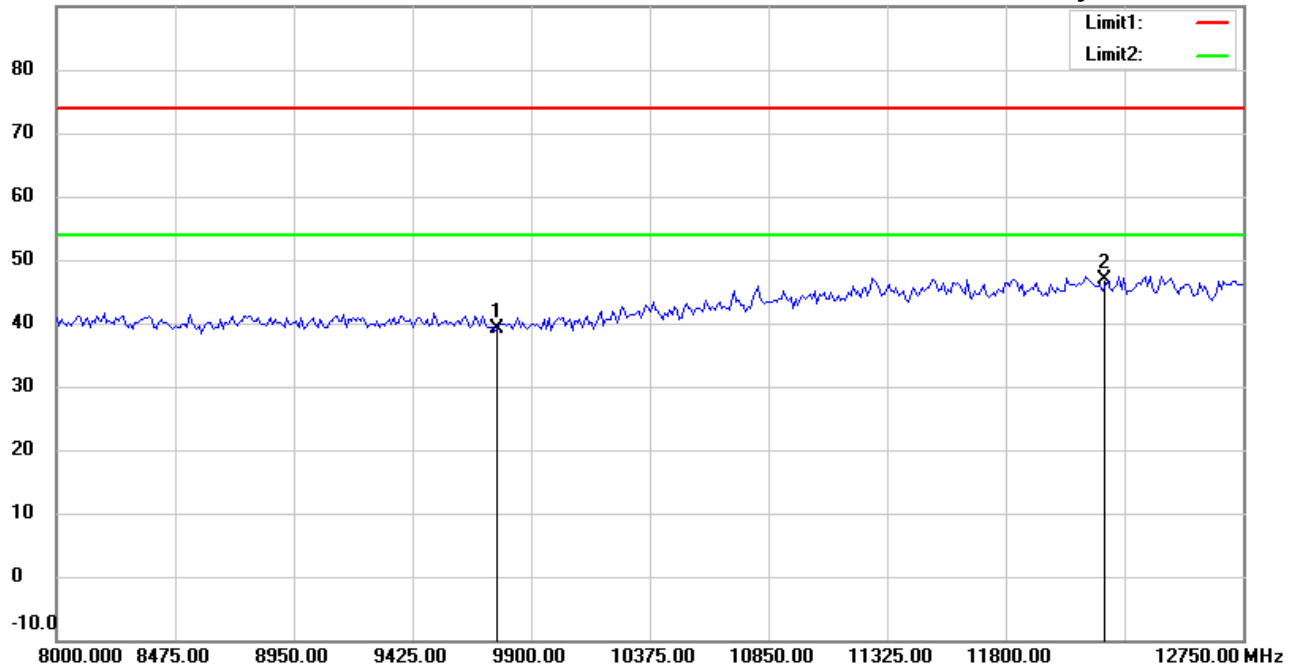
Date: 10/31/2019

Temperature:22.6 °C

90.0 dBuV/m

Time: 8:59:13 PM

Humidity:73.9 %



Site : Chamber

Condition : FCC_part 15 RE-Class C_Above 1GHz_PK

Polarization: *Vertical*

EUT : W6M21904-18988

Power : 3.7 Vd.c.

M/N:

Distance: 3m

Test Mode : TX 2.43935GHz

Note :

Mk.	Frequency (MHz)	Reading (dBuV)	Detector	Corr. factor (dB/m)	Result (dBuV/m)	Limit (dBuV/m)	Ant.Pos (cm)	Tab.Pos (deg.)	Margin (dB)	Comment
	9757.400	32.28	peak	6.76	39.04	74.00	150	355	-34.96	
*	12196.750	33.94	peak	12.84	46.78	74.00	150	20	-27.22	

*:Maximum data x:Over limit !:over margin



Address:6F.,No.58,Ln 188,Ruey Kuang Rd,Neihu,Taipei
 Tel:+886-2-6606-8877
 Fax:+886-2-6606-8879

Radiated Emission Measurement

Operator: Sky

File :3

Data :#4

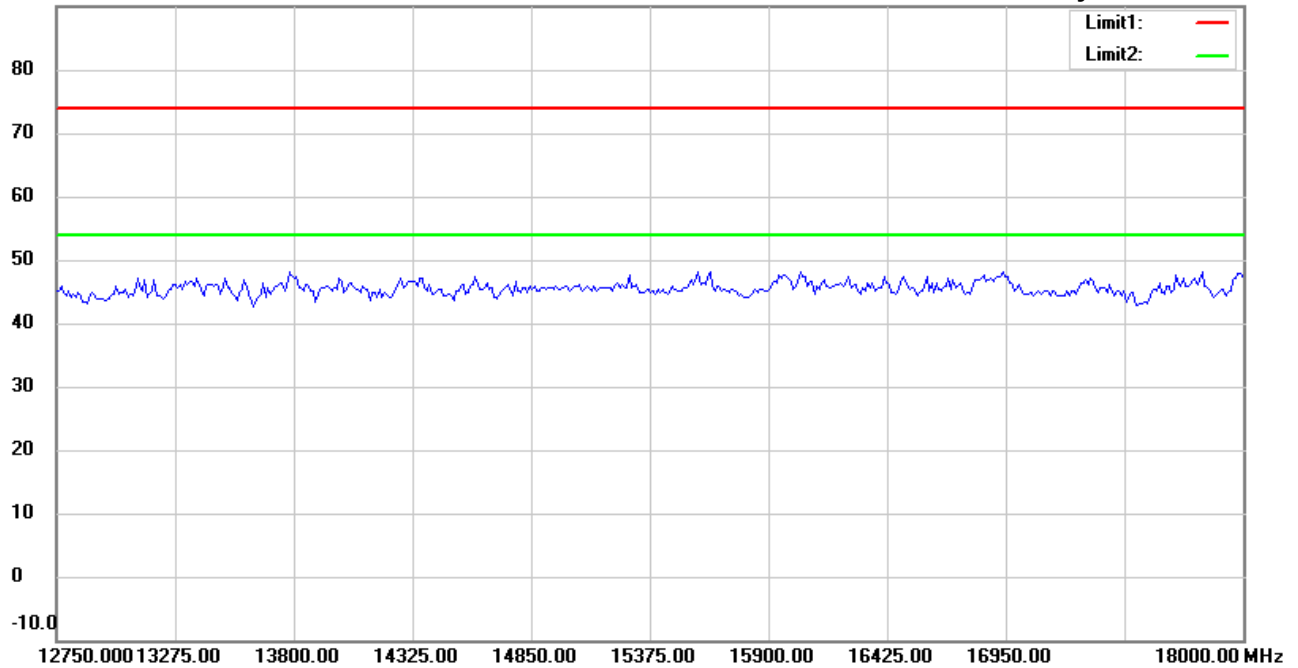
Date: 10/31/2019

Temperature:22.6 °C

90.0 dBuV/m

Time: 8:56:49 PM

Humidity:73.9 %



Site : Chamber

Condition : FCC_part 15 RE-Class C_Above 1GHz_PK

EUT : W6M21904-18988

M/N:

Test Mode : TX 2.43935GHz

Note :

Polarization: *Horizontal*

Power : 3.7 Vd.c.

Distance: 3m

Mk.	Frequency (MHz)	Reading (dBuV)	Detector	Corr. factor (dB/m)	Result (dBuV/m)	Limit (dBuV/m)	Ant.Pos (cm)	Tab.Pos (deg.)	Margin (dB)	Comment
-----	-----------------	----------------	----------	---------------------	-----------------	----------------	--------------	----------------	-------------	---------

*:Maximum data x:Over limit !:over margin



Address:6F.,No.58,Ln 188,Ruey Kuang Rd,Neihu,Taipei
 Tel:+886-2-6606-8877
 Fax:+886-2-6606-8879

Radiated Emission Measurement

Operator: Sky

File :3

Data :#9

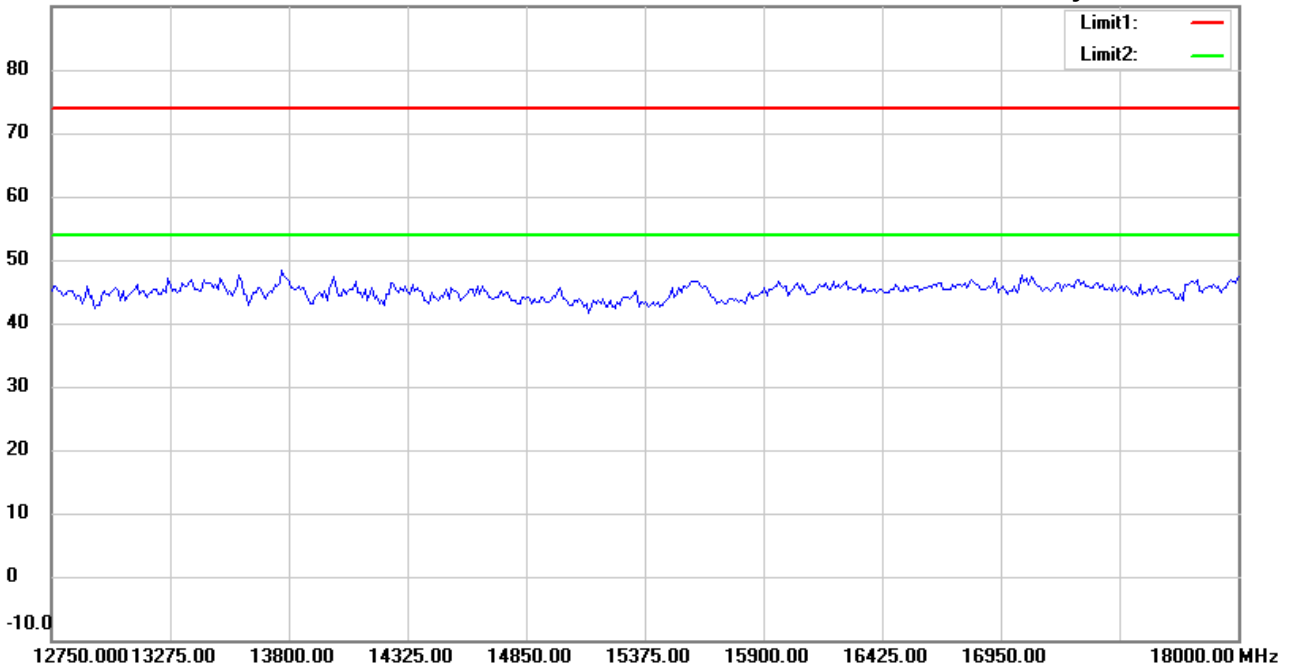
Date: 10/31/2019

Temperature:22.6 °C

90.0 dBuV/m

Time: 9:00:15 PM

Humidity:73.9 %



Site : Chamber

Condition : FCC_part 15 RE-Class C_Above 1GHz_PK

Polarization: *Vertical*

EUT : W6M21904-18988

Power : 3.7 Vd.c.

M/N:

Distance: 3m

Test Mode : TX 2.43935GHz

Note :

Mk.	Frequency (MHz)	Reading (dBuV)	Detector	Corr. factor (dB/m)	Result (dBuV/m)	Limit (dBuV/m)	Ant.Pos (cm)	Tab.Pos (deg.)	Margin (dB)	Comment
-----	-----------------	----------------	----------	---------------------	-----------------	----------------	--------------	----------------	-------------	---------

*:Maximum data x:Over limit !:over margin



Address:6F.,No.58,Ln 188,Ruey Kuang Rd,Neihu,Taipei
 Tel:+886-2-6606-8877
 Fax:+886-2-6606-8879

Radiated Emission Measurement

Operator: Sky

File :3

Data :#5

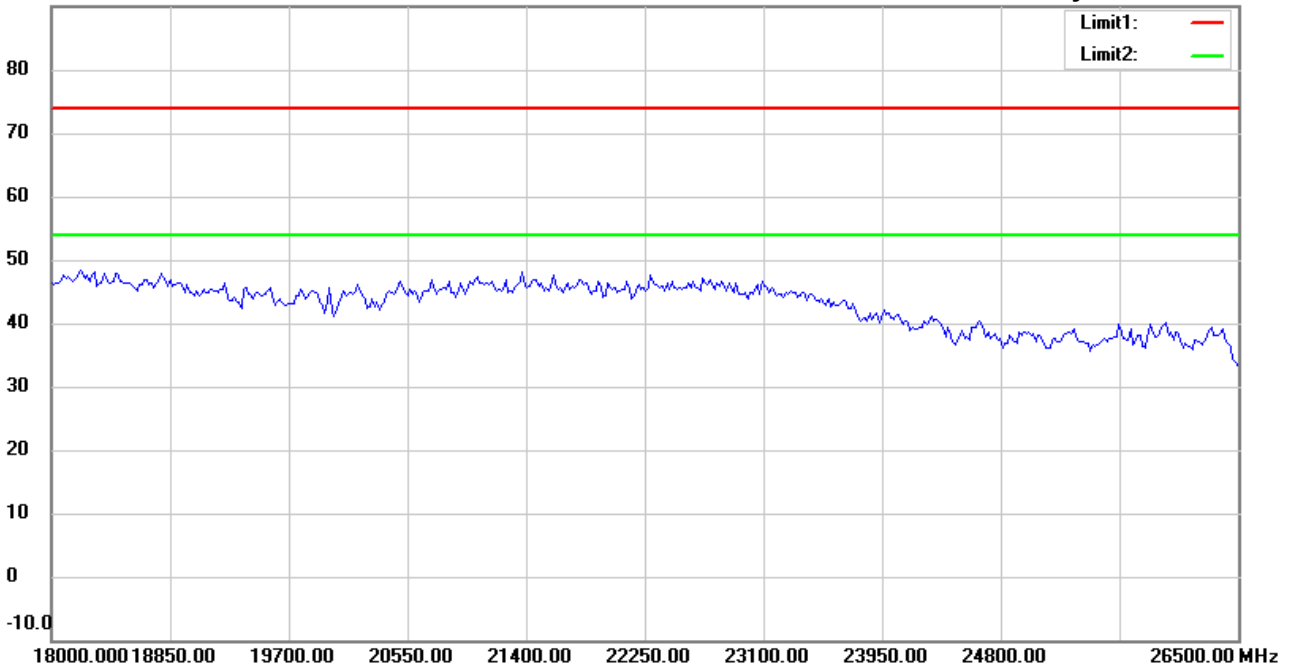
Date: 10/31/2019

Temperature:22.6 °C

90.0 dBuV/m

Time: 8:56:59 PM

Humidity:73.9 %



Site : Chamber

Condition : FCC_part 15 RE-Class C_Above 1GHz_PK

Polarization: *Horizontal*

EUT : W6M21904-18988

Power : 3.7 Vd.c.

M/N:

Distance: 3m

Test Mode : TX 2.43935GHz

Note :

Mk.	Frequency (MHz)	Reading (dBuV)	Detector	Corr. factor (dB/m)	Result (dBuV/m)	Limit (dBuV/m)	Ant.Pos (cm)	Tab.Pos (deg.)	Margin (dB)	Comment
-----	-----------------	----------------	----------	---------------------	-----------------	----------------	--------------	----------------	-------------	---------

*:Maximum data x:Over limit !:over margin



Address:6F.,No.58,Ln 188,Ruey Kuang Rd,Neihu,Taipei
 Tel:+886-2-6606-8877
 Fax:+886-2-6606-8879

Radiated Emission Measurement

Operator: Sky

File :3

Data :#10

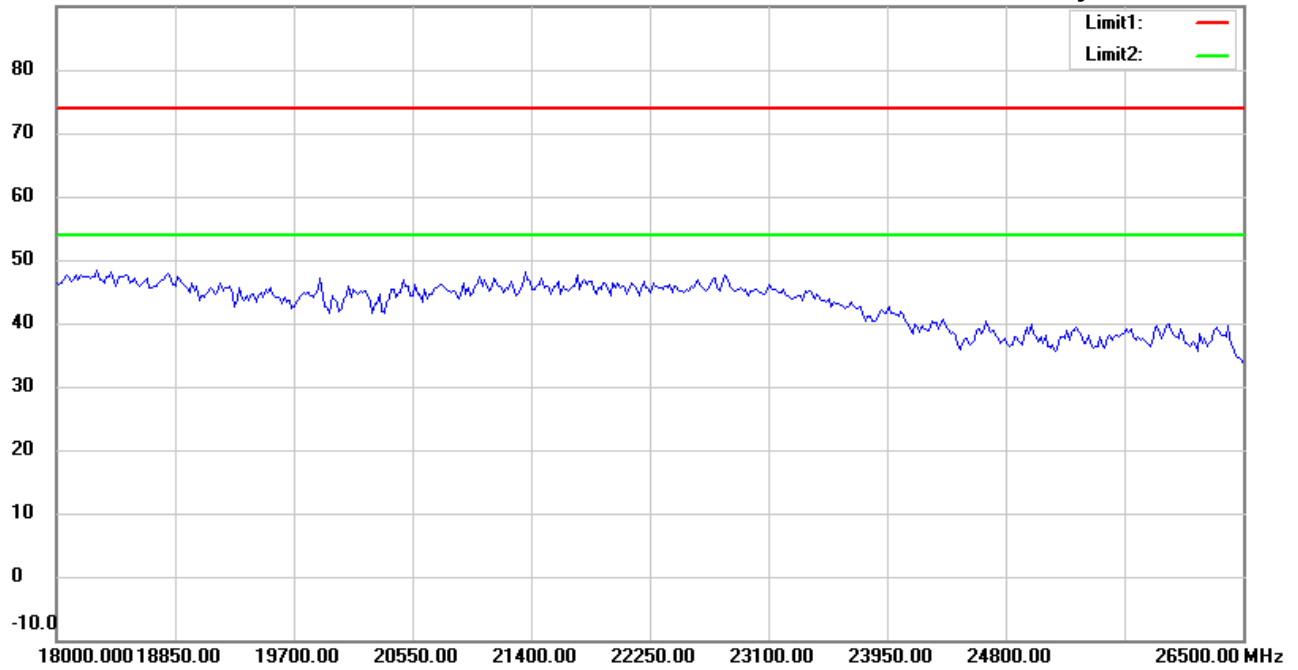
Date: 10/31/2019

Temperature:22.6 °C

90.0 dBuV/m

Time: 9:00:24 PM

Humidity:73.9 %



Site : Chamber

Condition : FCC_part 15 RE-Class C_Above 1GHz_PK

Polarization: **Vertical**

EUT : W6M21904-18988

Power : 3.7 Vd.c.

M/N:

Distance: 3m

Test Mode : TX 2.43935GHz

Note :

Mk.	Frequency (MHz)	Reading (dBuV)	Detector	Corr. factor (dB/m)	Result (dBuV/m)	Limit (dBuV/m)	Ant.Pos (cm)	Tab.Pos (deg.)	Margin (dB)	Comment
-----	-----------------	----------------	----------	---------------------	-----------------	----------------	--------------	----------------	-------------	---------

*:Maximum data x:Over limit !:over margin



Address:6F.,No.58,Ln 188,Ruey Kuang Rd,Neihu,Taipei
 Tel:+886-2-6606-8877
 Fax:+886-2-6606-8879

Radiated Emission Measurement

Operator: Sky

File :3

Data :#1

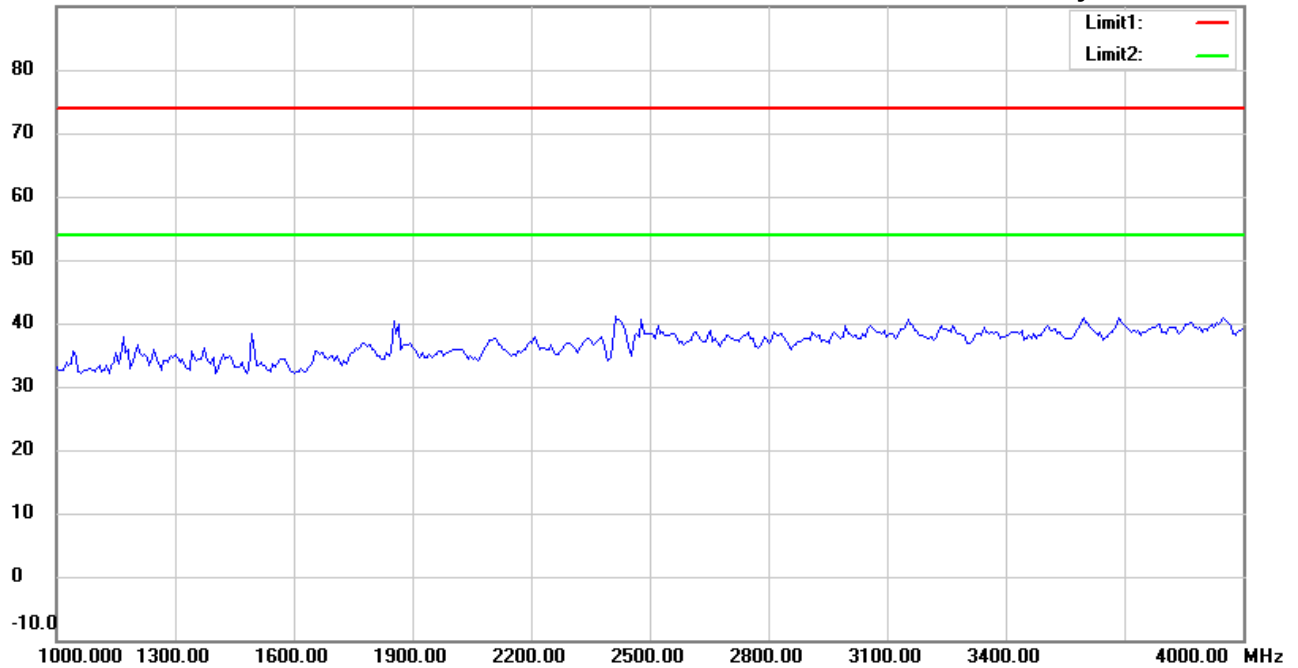
Date: 10/31/2019

Temperature:22.6 °C

90.0 dBuV/m

Time: 8:39:57 PM

Humidity:73.9 %



Site : Chamber

Condition : FCC_part 15 RE-Class C_Above 1GHz_PK

EUT : W6M21904-18988

M/N:

Test Mode : TX 2.47935GHz

Note :

Polarization: *Horizontal*

Power : 3.7 Vd.c.

Distance: 3m

Mk.	Frequency (MHz)	Reading (dBuV)	Detector	Corr. factor (dB/m)	Result (dBuV/m)	Limit (dBuV/m)	Ant.Pos (cm)	Tab.Pos (deg.)	Margin (dB)	Comment
-----	-----------------	----------------	----------	---------------------	-----------------	----------------	--------------	----------------	-------------	---------

*:Maximum data x:Over limit !:over margin



Address:6F.,No.58,Ln 188,Ruey Kuang Rd,Neihu,Taipei
 Tel:+886-2-6606-8877
 Fax:+886-2-6606-8879

Radiated Emission Measurement

Operator: Sky

File :3

Data :#6

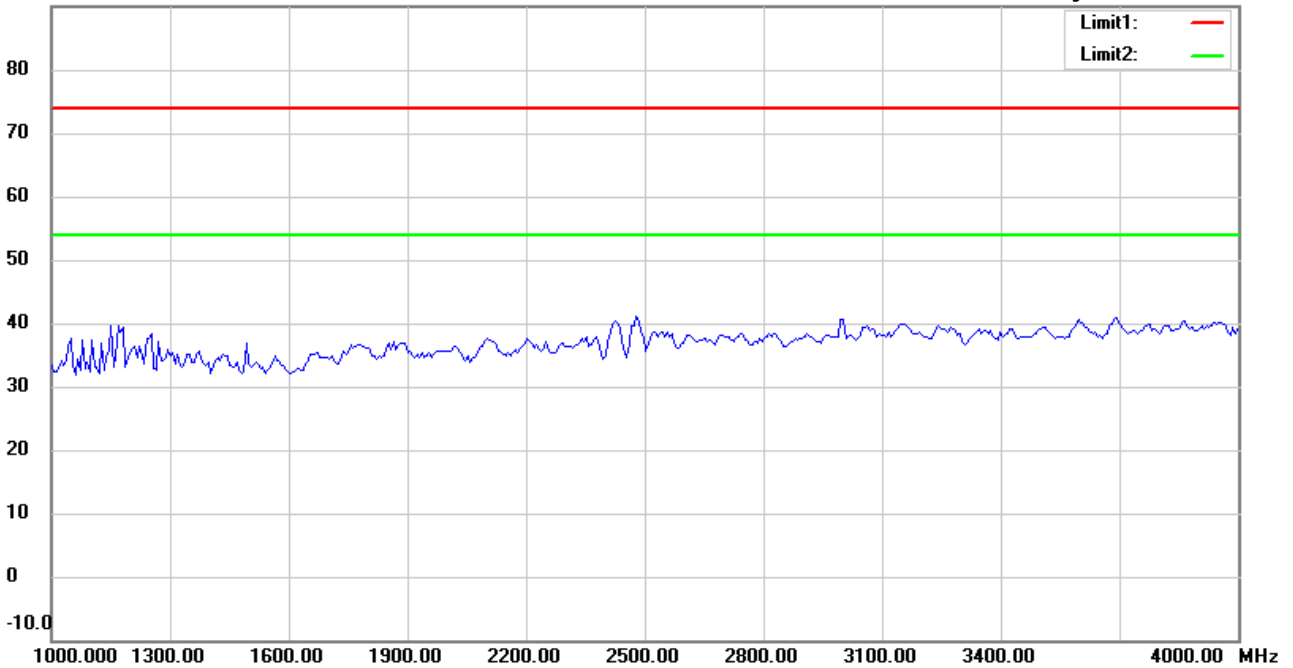
Date: 10/31/2019

Temperature:22.6 °C

90.0 dBuV/m

Time: 8:43:18 PM

Humidity:73.9 %



Site : Chamber

Condition : FCC_part 15 RE-Class C_Above 1GHz_PK

EUT : W6M21904-18988

M/N:

Test Mode : TX 2.47935GHz

Note :

Polarization: *Vertical*

Power : 3.7 Vd.c.

Distance: 3m

Mk.	Frequency (MHz)	Reading (dBuV)	Detector	Corr. factor (dB/m)	Result (dBuV/m)	Limit (dBuV/m)	Ant.Pos (cm)	Tab.Pos (deg.)	Margin (dB)	Comment
-----	-----------------	----------------	----------	---------------------	-----------------	----------------	--------------	----------------	-------------	---------

*:Maximum data x:Over limit !:over margin



Radiated Emission Measurement

Operator: Sky

File :3

Data :#2

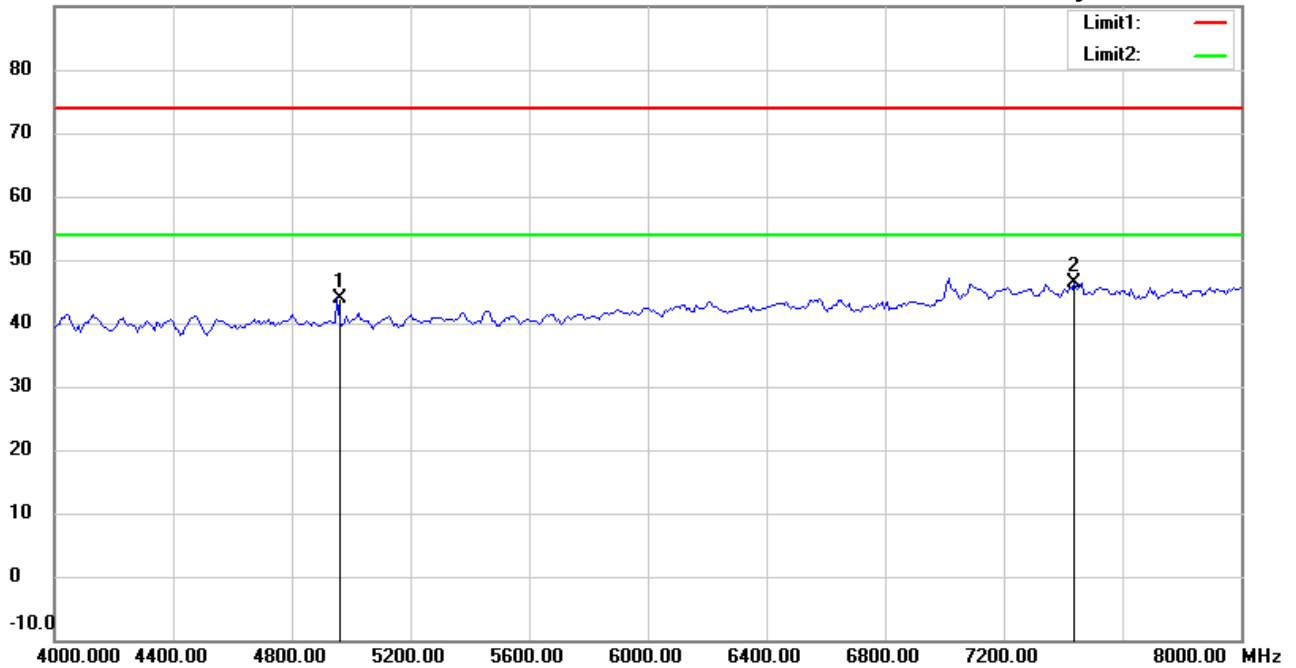
Date: 10/31/2019

Temperature:22.6 °C

90.0 dBuV/m

Time: 8:40:57 PM

Humidity:73.9 %



Site : Chamber

Condition : FCC_part 15 RE-Class C_Above 1GHz_PK

EUT : W6M21904-18988

M/N:

Test Mode : TX 2.47935GHz

Note :

Polarization: *Horizontal*

Power : 3.7 Vd.c.

Distance: 3m

Mk.	Frequency (MHz)	Reading (dBuV)	Detector	Corr. factor (dB/m)	Result (dBuV/m)	Limit (dBuV/m)	Ant.Pos (cm)	Tab.Pos (deg.)	Margin (dB)	Comment
	4953.908	45.25	peak	-1.38	43.87	74.00	150	225	-30.13	
*	7438.050	42.53	peak	3.73	46.26	74.00	150	170	-27.74	



Radiated Emission Measurement

Operator: Sky

File :3

Data :#7

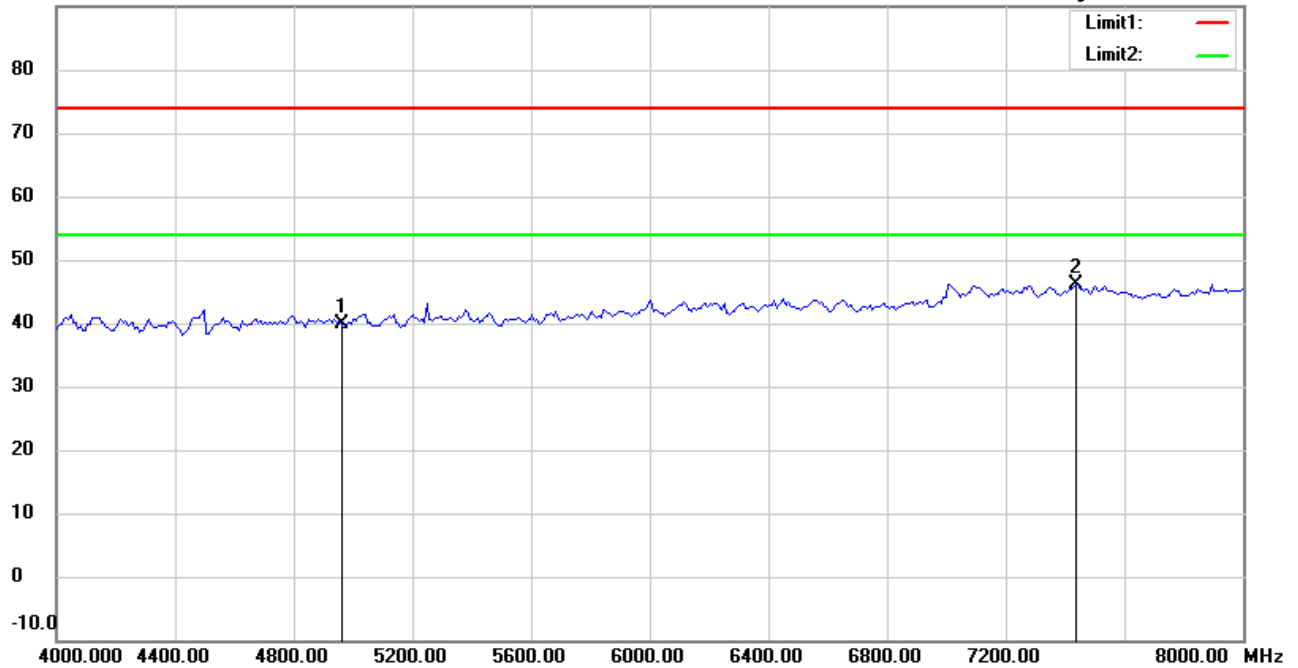
Date: 10/31/2019

Temperature:22.6 °C

90.0 dBuV/m

Time: 8:44:19 PM

Humidity:73.9 %



Site : Chamber

Condition : FCC_part 15 RE-Class C_Above 1GHz_PK

EUT : W6M21904-18988

M/N:

Test Mode : TX 2.47935GHz

Note :

Polarization: **Vertical**

Power : 3.7 Vd.c.

Distance: 3m

Mk.	Frequency (MHz)	Reading (dBuV)	Detector	Corr. factor (dB/m)	Result (dBuV/m)	Limit (dBuV/m)	Ant.Pos (cm)	Tab.Pos (deg.)	Margin (dB)	Comment
	4958.700	41.30	peak	-1.36	39.94	74.00	150	105	-34.06	
*	7438.050	42.44	peak	3.73	46.17	74.00	150	15	-27.83	



Address:6F.,No.58,Ln 188,Ruey Kuang Rd,Neihu,Taipei
 Tel:+886-2-6606-8877
 Fax:+886-2-6606-8879

Radiated Emission Measurement

Operator: Sky

File :3

Data :#3

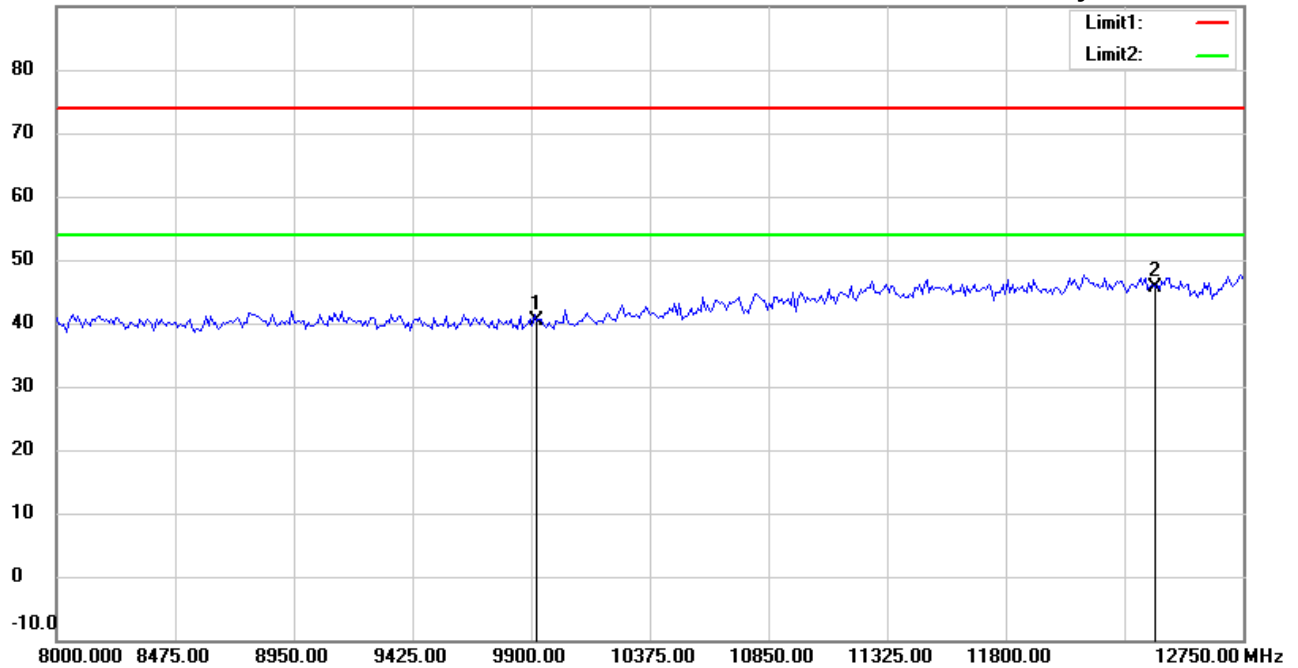
Date: 10/31/2019

Temperature:22.6 °C

90.0 dBuV/m

Time: 8:41:10 PM

Humidity:73.9 %



Site : Chamber

Condition : FCC_part 15 RE-Class C_Above 1GHz_PK

Polarization: *Horizontal*

EUT : W6M21904-18988

Power : 3.7 Vd.c.

M/N:

Distance: 3m

Test Mode : TX 2.47935GHz

Note :

Mk.	Frequency (MHz)	Reading (dBuV)	Detector	Corr. factor (dB/m)	Result (dBuV/m)	Limit (dBuV/m)	Ant.Pos (cm)	Tab.Pos (deg.)	Margin (dB)	Comment
	9917.400	33.11	peak	7.16	40.27	74.00	150	330	-33.73	
*	12396.750	32.87	peak	12.73	45.60	74.00	150	280	-28.40	

*:Maximum data x:Over limit !:over margin



Address:6F.,No.58,Ln 188,Ruey Kuang Rd,Neihu,Taipei
 Tel:+886-2-6606-8877
 Fax:+886-2-6606-8879

Radiated Emission Measurement

Operator: Sky

File :3

Data :#8

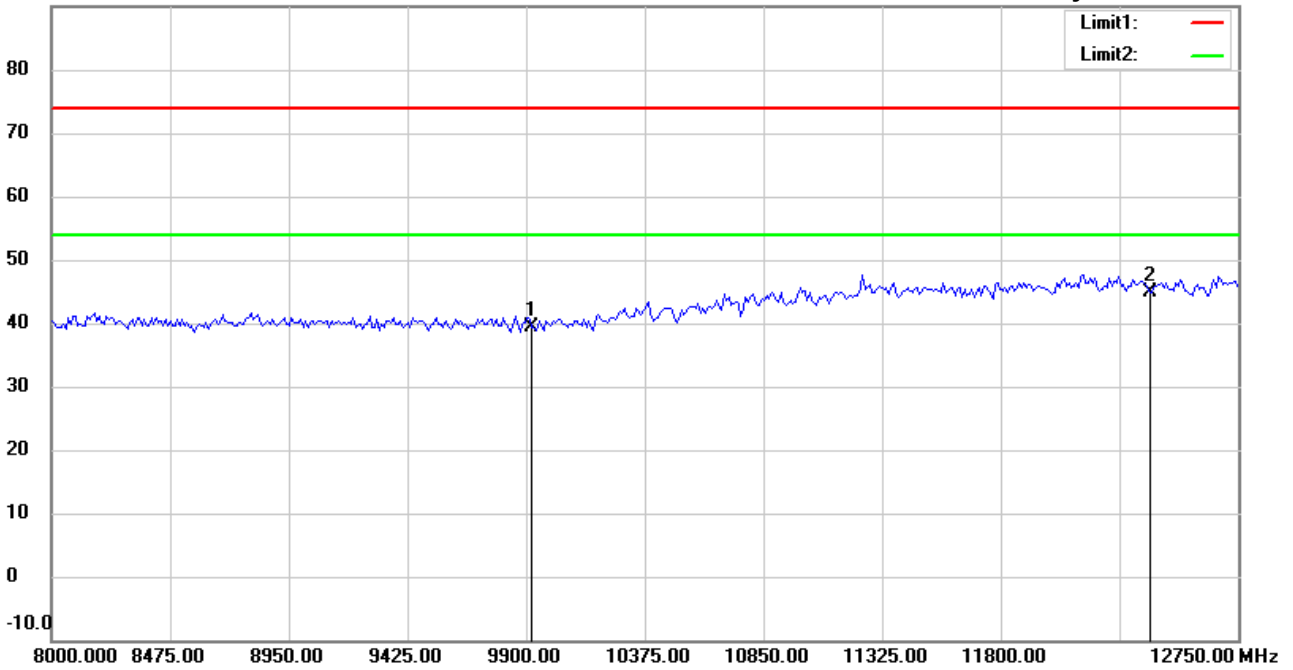
Date: 10/31/2019

Temperature:22.6 °C

90.0 dBuV/m

Time: 8:44:32 PM

Humidity:73.9 %



Site : Chamber

Condition : FCC_part 15 RE-Class C_Above 1GHz_PK

Polarization: **Vertical**

EUT : W6M21904-18988

Power : 3.7 Vd.c.

M/N:

Distance: 3m

Test Mode : TX 2.47935GHz

Note :

Mk.	Frequency (MHz)	Reading (dBuV)	Detector	Corr. factor (dB/m)	Result (dBuV/m)	Limit (dBuV/m)	Ant.Pos (cm)	Tab.Pos (deg.)	Margin (dB)	Comment
	9917.400	32.11	peak	7.16	39.27	74.00	150	90	-34.73	
*	12396.750	32.19	peak	12.73	44.92	74.00	150	355	-29.08	

*:Maximum data x:Over limit !:over margin



Address:6F.,No.58,Ln 188,Ruey Kuang Rd,Neihu,Taipei
 Tel:+886-2-6606-8877
 Fax:+886-2-6606-8879

Radiated Emission Measurement

Operator: Sky

File :3

Data :#4

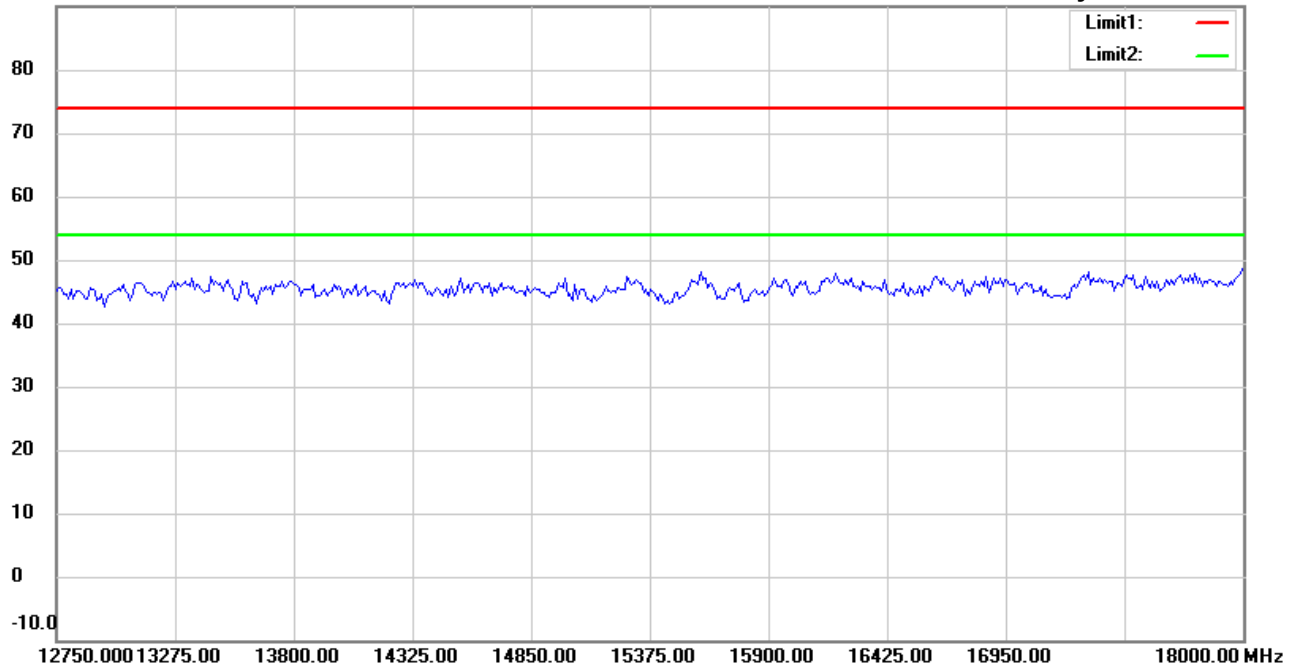
Date: 10/31/2019

Temperature:22.6 °C

90.0 dBuV/m

Time: 8:42:08 PM

Humidity:73.9 %



Site : Chamber

Condition : FCC_part 15 RE-Class C_Above 1GHz_PK

Polarization: *Horizontal*

EUT : W6M21904-18988

Power : 3.7 Vd.c.

M/N:

Distance: 3m

Test Mode : TX 2.47935GHz

Note :

Mk.	Frequency (MHz)	Reading (dBuV)	Detector	Corr. factor (dB/m)	Result (dBuV/m)	Limit (dBuV/m)	Ant.Pos (cm)	Tab.Pos (deg.)	Margin (dB)	Comment
-----	-----------------	----------------	----------	---------------------	-----------------	----------------	--------------	----------------	-------------	---------

*:Maximum data x:Over limit !:over margin



Address:6F.,No.58,Ln 188,Ruey Kuang Rd,Neihu,Taipei
 Tel:+886-2-6606-8877
 Fax:+886-2-6606-8879

Radiated Emission Measurement

Operator: Sky

File :3

Data :#9

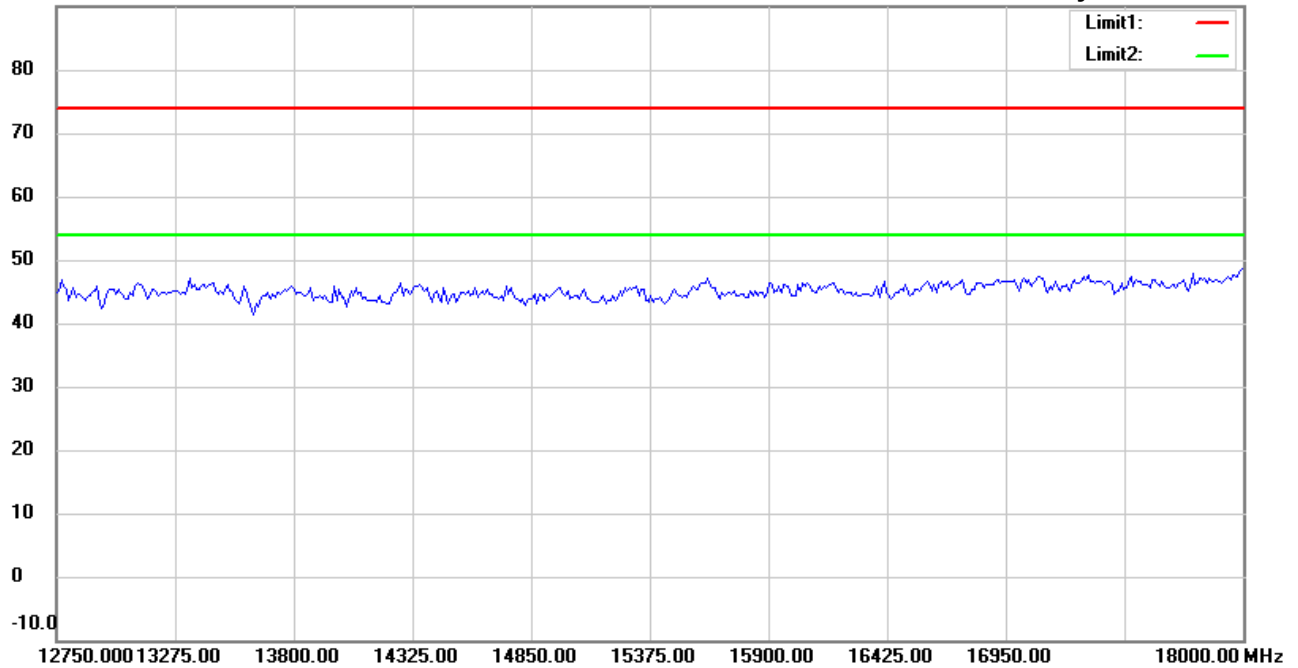
Date: 10/31/2019

Temperature:22.6 °C

90.0 dBuV/m

Time: 8:45:34 PM

Humidity:73.9 %



Site : Chamber

Condition : FCC_part 15 RE-Class C_Above 1GHz_PK

Polarization: **Vertical**

EUT : W6M21904-18988

Power : 3.7 Vd.c.

M/N:

Distance: 3m

Test Mode : TX 2.47935GHz

Note :

Mk.	Frequency (MHz)	Reading (dBuV)	Detector	Corr. factor (dB/m)	Result (dBuV/m)	Limit (dBuV/m)	Ant.Pos (cm)	Tab.Pos (deg.)	Margin (dB)	Comment
-----	-----------------	----------------	----------	---------------------	-----------------	----------------	--------------	----------------	-------------	---------

*:Maximum data x:Over limit !:over margin



Address:6F.,No.58,Ln 188,Ruey Kuang Rd,Neihu,Taipei
 Tel:+886-2-6606-8877
 Fax:+886-2-6606-8879

Radiated Emission Measurement

Operator: Sky

File :3

Data :#5

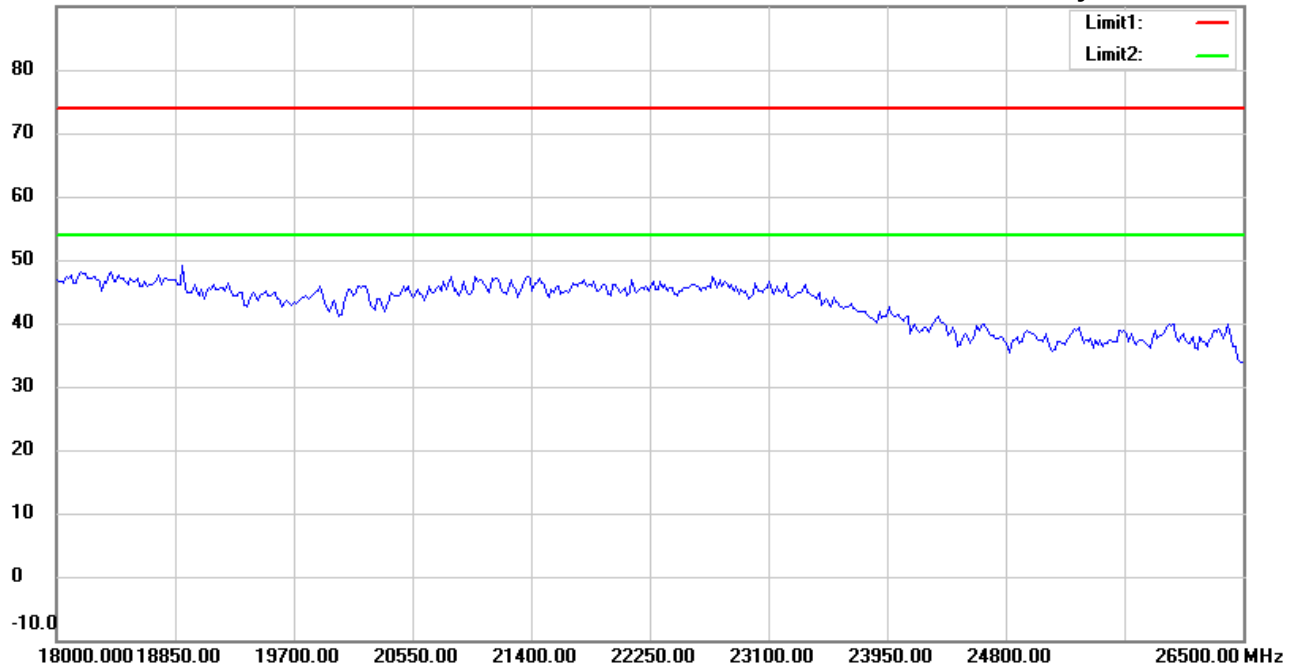
Date: 10/31/2019

Temperature:22.6 °C

90.0 dBuV/m

Time: 8:42:18 PM

Humidity:73.9 %



Site : Chamber

Condition : FCC_part 15 RE-Class C_Above 1GHz_PK

Polarization: *Horizontal*

EUT : W6M21904-18988

Power : 3.7 Vd.c.

M/N:

Distance: 3m

Test Mode : TX 2.47935GHz

Note :

Mk.	Frequency (MHz)	Reading (dBuV)	Detector	Corr. factor (dB/m)	Result (dBuV/m)	Limit (dBuV/m)	Ant.Pos (cm)	Tab.Pos (deg.)	Margin (dB)	Comment
-----	-----------------	----------------	----------	---------------------	-----------------	----------------	--------------	----------------	-------------	---------

*:Maximum data x:Over limit !:over margin



Address:6F.,No.58,Ln 188,Ruey Kuang Rd,Neihu,Taipei
 Tel:+886-2-6606-8877
 Fax:+886-2-6606-8879

Radiated Emission Measurement

Operator: Sky

File :3

Data :#10

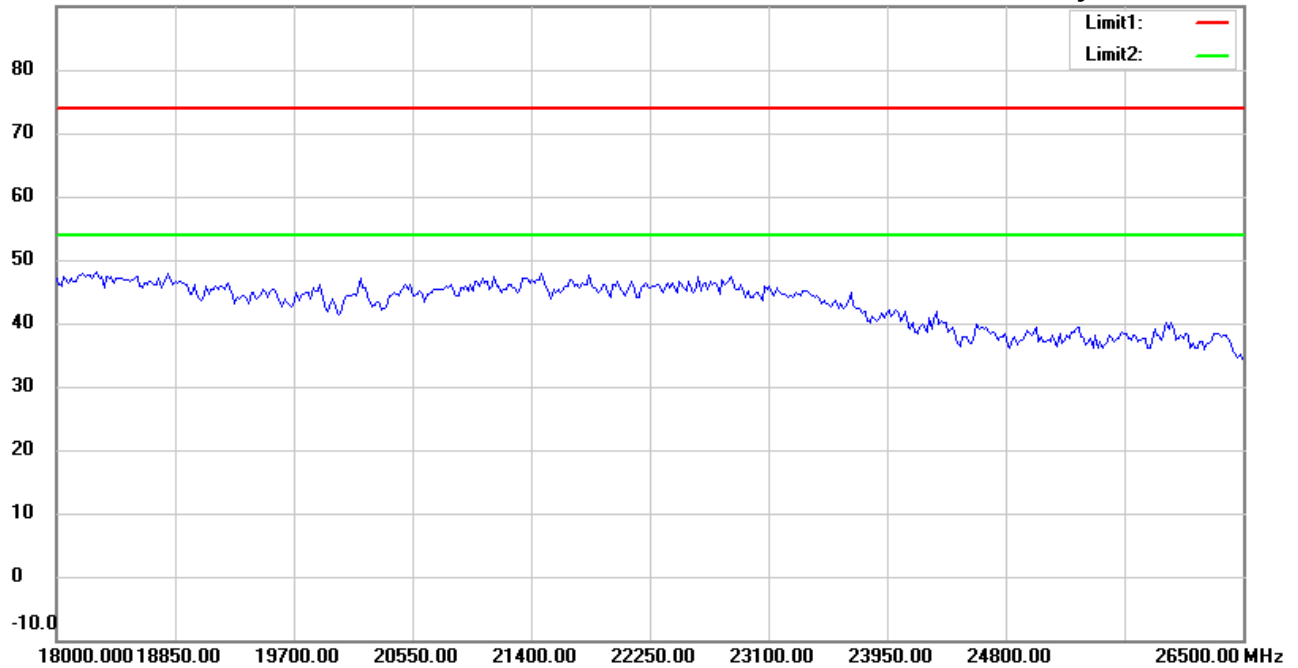
Date: 10/31/2019

Temperature:22.6 °C

90.0 dBuV/m

Time: 8:45:44 PM

Humidity:73.9 %



Site : Chamber

Condition : FCC_part 15 RE-Class C_Above 1GHz_PK

Polarization: *Vertical*

EUT : W6M21904-18988

Power : 3.7 Vd.c.

M/N:

Distance: 3m

Test Mode : TX 2.47935GHz

Note :

Mk.	Frequency (MHz)	Reading (dBuV)	Detector	Corr. factor (dB/m)	Result (dBuV/m)	Limit (dBuV/m)	Ant.Pos (cm)	Tab.Pos (deg.)	Margin (dB)	Comment
-----	-----------------	----------------	----------	---------------------	-----------------	----------------	--------------	----------------	-------------	---------

*:Maximum data x:Over limit !:over margin