

AppendixA: Effective (Isotropic) Radiated Power Output Data

Test Result(WCDMA)

Band	Type	Channel	Conducted Power (dBm)	ERP/EIRP (dBm)	ERP/EIRP Limit (dBm)	Verdict
Band2	Voice	9262	23.44	24.67	33	PASS
Band2	TestMode	9262	23.49	24.72	33	PASS
Band2	Voice	9400	23.53	24.76	33	PASS
Band2	TestMode	9400	23.60	24.83	33	PASS
Band2	Voice	9538	22.53	23.76	33	PASS
Band2	TestMode	9538	22.75	23.98	33	PASS
Band5	Voice	4132	25.08	23.45	38.5	PASS
Band5	TestMode	4132	25.15	23.52	38.5	PASS
Band5	Voice	4183	25.89	24.26	38.5	PASS
Band5	TestMode	4183	25.92	24.29	38.5	PASS
Band5	Voice	4233	25.08	23.45	38.5	PASS
Band5	TestMode	4233	25.11	23.48	38.5	PASS

Test Result(HSDPA)

Band	Channel	SubTest	Conducted Power (dBm)	ERP/EIRP (dBm)	ERP/EIRP Limit (dBm)	Verdict
Band2	9262	1	22.40	23.63	33	PASS
Band2	9262	2	22.07	23.30	33	PASS
Band2	9262	3	21.91	23.14	33	PASS
Band2	9262	4	21.78	23.01	33	PASS
Band2	9400	1	21.72	22.95	33	PASS
Band2	9400	2	21.45	22.68	33	PASS
Band2	9400	3	21.05	22.28	33	PASS
Band2	9400	4	20.94	22.17	33	PASS
Band2	9538	1	20.26	21.49	33	PASS
Band2	9538	2	19.95	21.18	33	PASS
Band2	9538	3	19.59	20.82	33	PASS
Band2	9538	4	19.58	20.81	33	PASS
Band5	4132	1	24.12	22.49	38.5	PASS
Band5	4132	2	23.79	22.16	38.5	PASS
Band5	4132	3	23.60	21.97	38.5	PASS
Band5	4132	4	23.55	21.92	38.5	PASS
Band5	4183	1	24.96	23.33	38.5	PASS
Band5	4183	2	24.58	22.95	38.5	PASS

Band5	4183	3	24.52	22.89	38.5	PASS
Band5	4183	4	24.48	22.85	38.5	PASS
Band5	4233	1	24.13	22.5	38.5	PASS
Band5	4233	2	23.79	22.16	38.5	PASS
Band5	4233	3	23.72	22.09	38.5	PASS
Band5	4233	4	23.68	22.05	38.5	PASS

Test Result(HSUPA)

Band	Channel	SubTest	Conducted Power (dBm)	ERP/EIRP (dBm)	ERP/EIRP Limit (dBm)	Verdict
Band2	9262	1	20.44	21.67	33	PASS
Band2	9262	2	20.89	22.12	33	PASS
Band2	9262	3	21.36	22.59	33	PASS
Band2	9262	4	20.47	21.70	33	PASS
Band2	9262	5	22.37	23.60	33	PASS
Band2	9400	1	20.51	21.74	33	PASS
Band2	9400	2	20.41	21.64	33	PASS
Band2	9400	3	20.89	22.12	33	PASS
Band2	9400	4	19.96	21.19	33	PASS
Band2	9400	5	22.02	23.25	33	PASS
Band2	9538	1	19.84	21.07	33	PASS
Band2	9538	2	18.95	20.18	33	PASS
Band2	9538	3	19.42	20.65	33	PASS
Band2	9538	4	18.50	19.73	33	PASS
Band2	9538	5	20.50	21.73	33	PASS
Band5	4132	1	22.14	20.51	38.5	PASS
Band5	4132	2	22.65	21.02	38.5	PASS
Band5	4132	3	23.14	21.51	38.5	PASS
Band5	4132	4	22.18	20.55	38.5	PASS
Band5	4132	5	24.09	22.46	38.5	PASS
Band5	4183	1	22.95	21.32	38.5	PASS
Band5	4183	2	23.48	21.85	38.5	PASS
Band5	4183	3	23.98	22.35	38.5	PASS
Band5	4183	4	23.01	21.38	38.5	PASS
Band5	4183	5	24.95	23.32	38.5	PASS
Band5	4233	1	22.20	20.57	38.5	PASS
Band5	4233	2	22.69	21.06	38.5	PASS
Band5	4233	3	23.14	21.51	38.5	PASS
Band5	4233	4	22.17	20.54	38.5	PASS
Band5	4233	5	24.13	22.5	38.5	PASS

Remark: $EIRP (dBm) = \text{Conducted power (dBm)} + \text{Antenna Gain (dBi)}$. (For Band2)

$ERP (dBm) = EIRP (dBm) - 2.15 (dB)$. (For Band5)

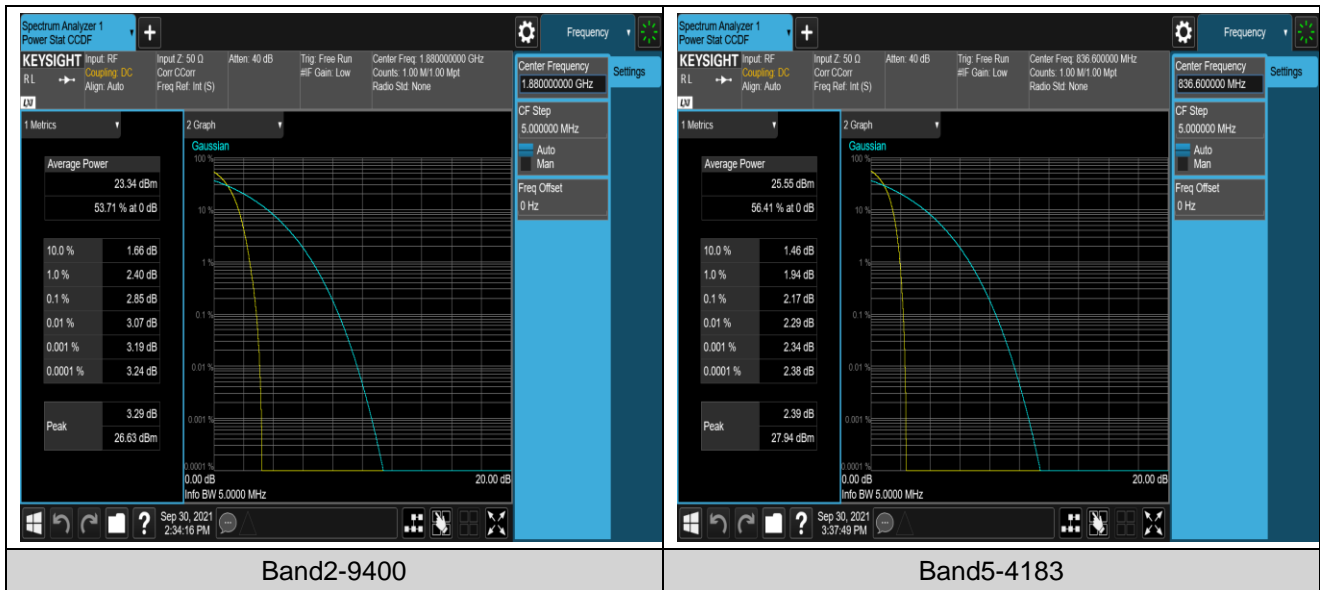
Appendix B: Peak-to-Average Ratio

Test Result(WCDMA)

Band	Channel	Peak-to-Average Ratio(dB)	Limit(dB)	Verdict
Band2	9400	2.85	13	PASS
Band5	4183	2.17	13	PASS

Remark: All channel had been tested, but only the worst case data displayed in this report.

Test Graphs(WCDMA)



AppendixC:26dB Bandwidth andOccupied Bandwidth

Test Result(WCDMA)

Band	Channel	Occupied Bandwidth (MHz)	26dB Bandwidth (MHz)	Limit(kHz)	Verdict
Band2	9262	4.2118	4.870	---	PASS
Band2	9400	4.2092	4.881	---	PASS
Band2	9538	4.2125	4.878	---	PASS
Band5	4132	4.2572	4.997	---	PASS
Band5	4183	4.2436	4.955	---	PASS
Band5	4233	4.2502	4.993	---	PASS

Test Graphs(WCDMA)

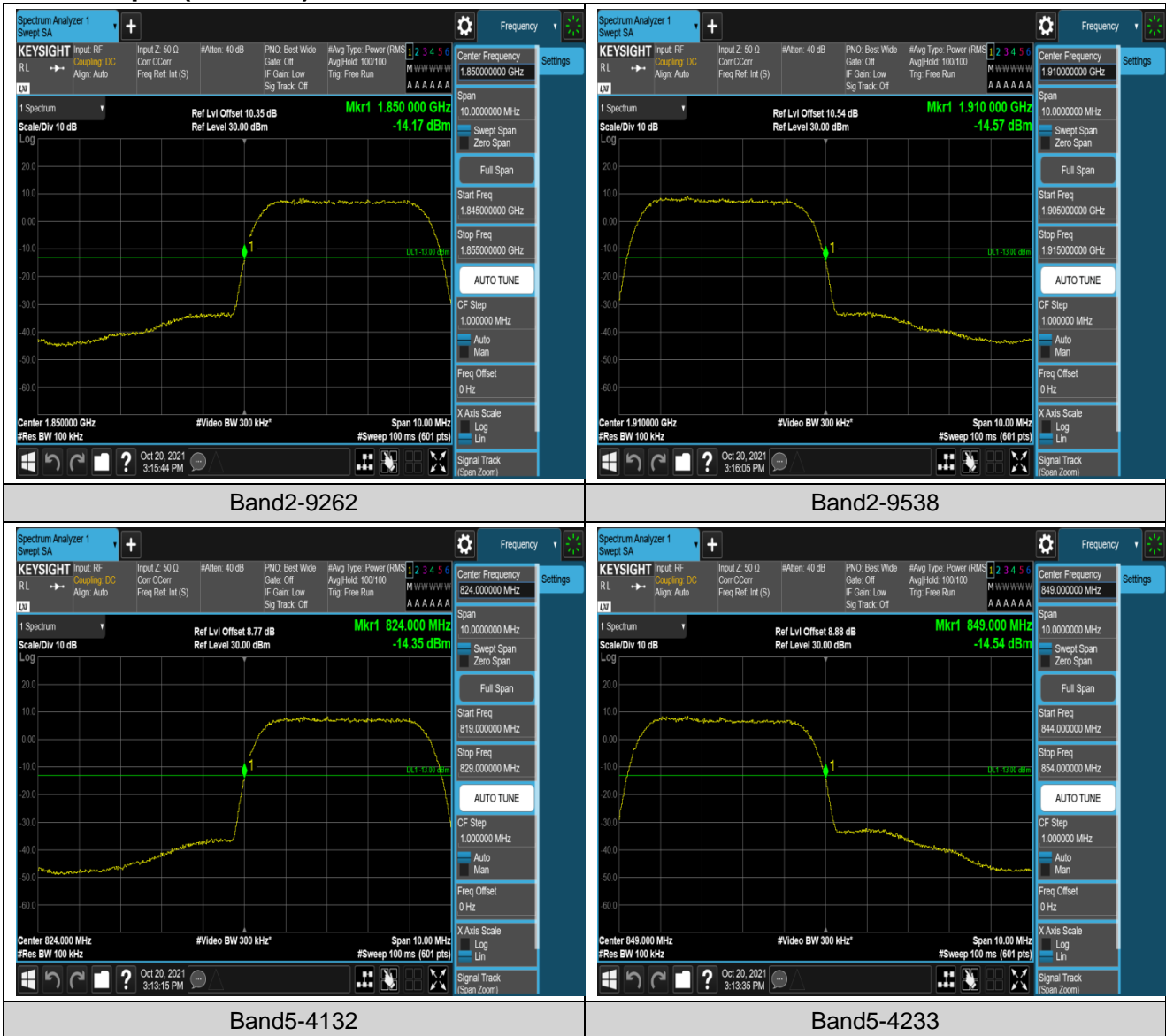


AppendixD:Band Edge

Test Result(WCDMA)

Band	Channel	Frequency (MHz)	Result (dBm)	Limit(dBm)	Verdict
Band2	9262	1850.00	-14.17	-13	PASS
Band2	9538	1910.00	-14.57	-13	PASS
Band5	4132	824.00	-14.35	-13	PASS
Band5	4233	849.00	-14.54	-13	PASS

Test Graphs(WCDMA)

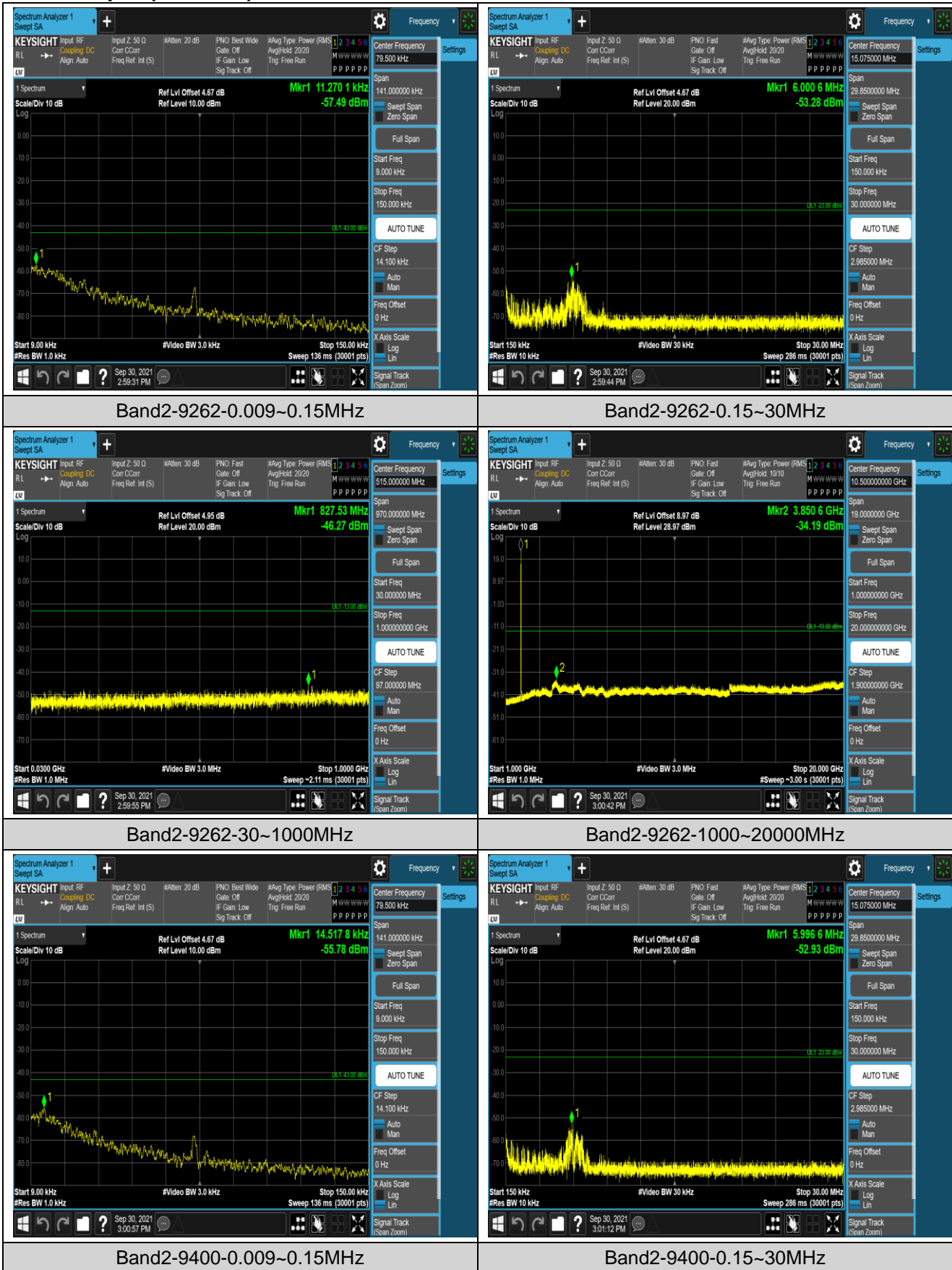


Appendix E: Conducted Spurious Emission

Test Result (WCDMA)

Band	Channel	Frequency Range (Mhz)	Frequency (dBm)	Result (dBm)	Limit (dBm)	Verdict
Band2	9262	0.009~0.15MHz	0.01	-57.49	-43	PASS
Band2	9262	0.15~30MHz	6	-53.29	-23	PASS
Band2	9262	30~1000MHz	827.53	-46.27	-13	PASS
Band2	9262	1000~20000MHz	3850.63	-34.19	-13	PASS
Band2	9400	0.009~0.15MHz	0.01	-55.78	-43	PASS
Band2	9400	0.15~30MHz	6	-52.93	-23	PASS
Band2	9400	30~1000MHz	742.63	-46.47	-13	PASS
Band2	9400	1000~20000MHz	19351.47	-34.37	-13	PASS
Band2	9538	0.009~0.15MHz	0.01	-57.32	-43	PASS
Band2	9538	0.15~30MHz	6.15	-53.52	-23	PASS
Band2	9538	30~1000MHz	768.11	-46.54	-13	PASS
Band2	9538	1000~20000MHz	19348.3	-34.36	-13	PASS
Band5	4132	0.009~0.15MHz	0.01	-57.56	-33	PASS
Band5	4132	0.15~30MHz	6.12	-55.16	-13	PASS
Band5	4132	30~1000MHz	929.9	-54.28	-13	PASS
Band5	4132	1000~10000MHz	3767.2	-34.81	-13	PASS
Band5	4183	0.009~0.15MHz	0.01	-57.82	-33	PASS
Band5	4183	0.15~30MHz	6.47	-54.1	-13	PASS
Band5	4183	30~1000MHz	970.93	-54.89	-13	PASS
Band5	4183	1000~10000MHz	3713.5	-34.05	-13	PASS
Band5	4233	0.009~0.15MHz	0.01	-56.79	-33	PASS
Band5	4233	0.15~30MHz	5.61	-54.32	-13	PASS
Band5	4233	30~1000MHz	265.29	-56.11	-13	PASS
Band5	4233	1000~10000MHz	3718.9	-33.91	-13	PASS

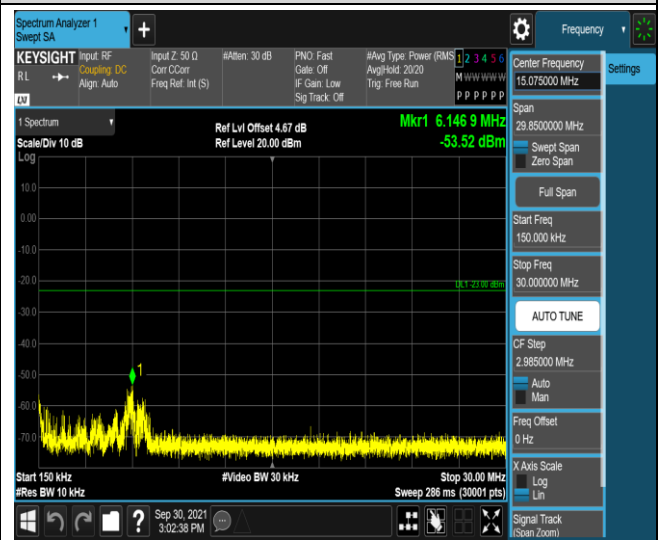
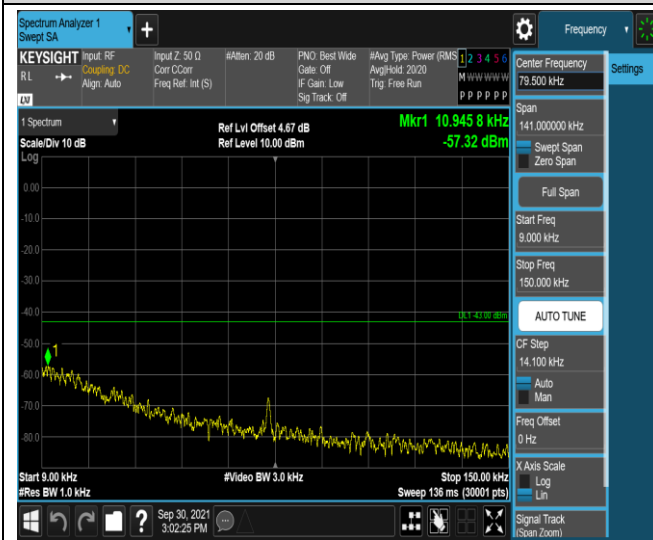
Test Graphs(WCDMA)





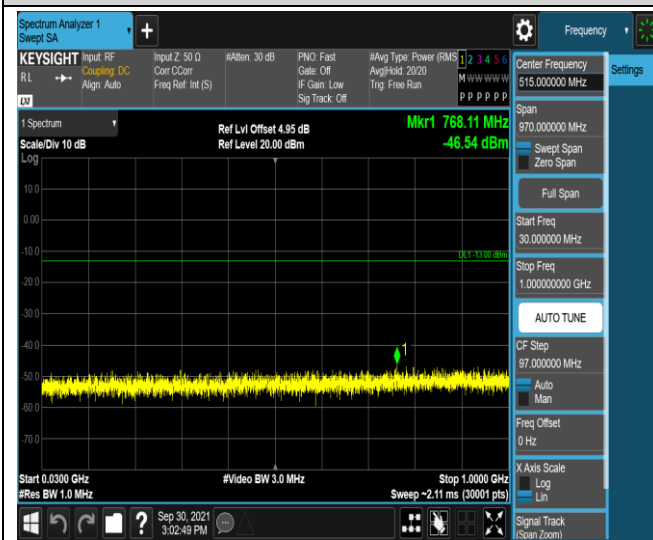
Band2-9400-30~1000MHz

Band2-9400-1000~20000MHz



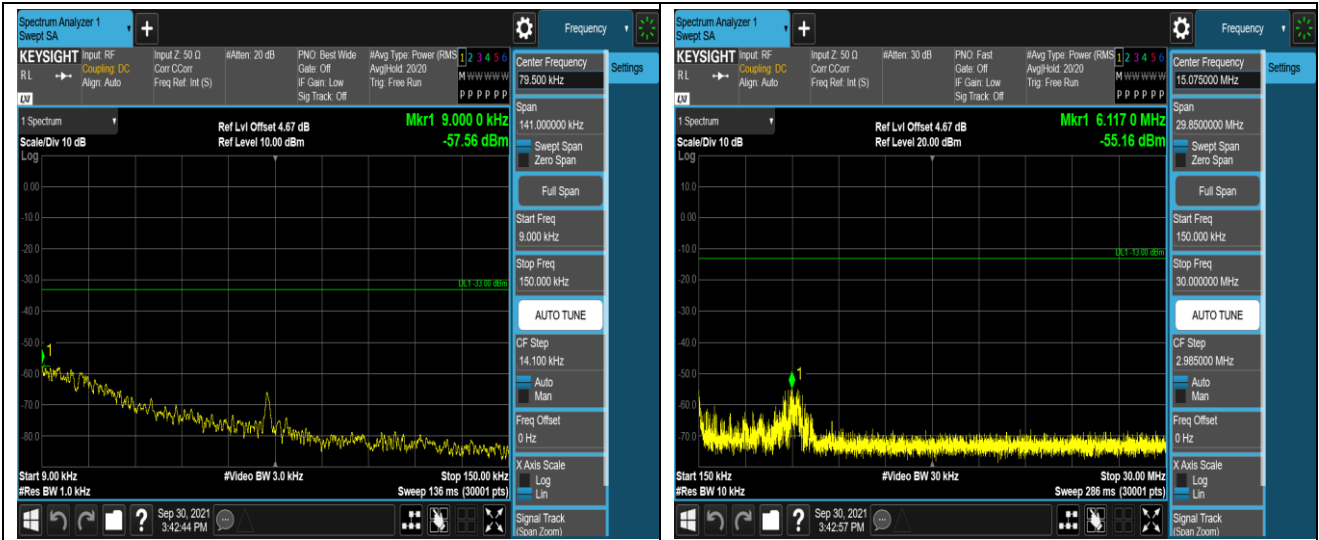
Band2-9538-0.009~0.15MHz

Band2-9538-0.15~30MHz



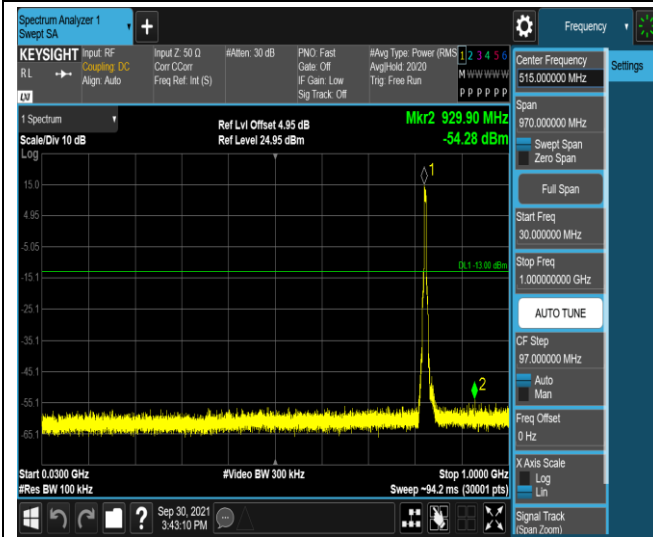
Band2-9538-30~1000MHz

Band2-9538-1000~20000MHz

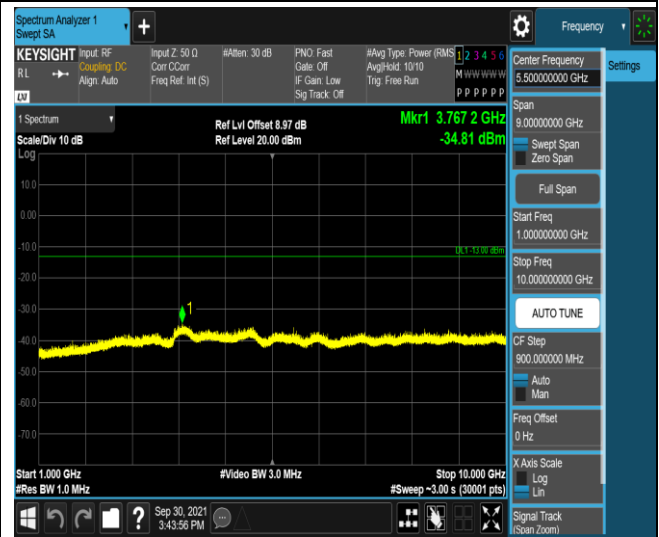


Band5-4132-0.009~0.15MHz

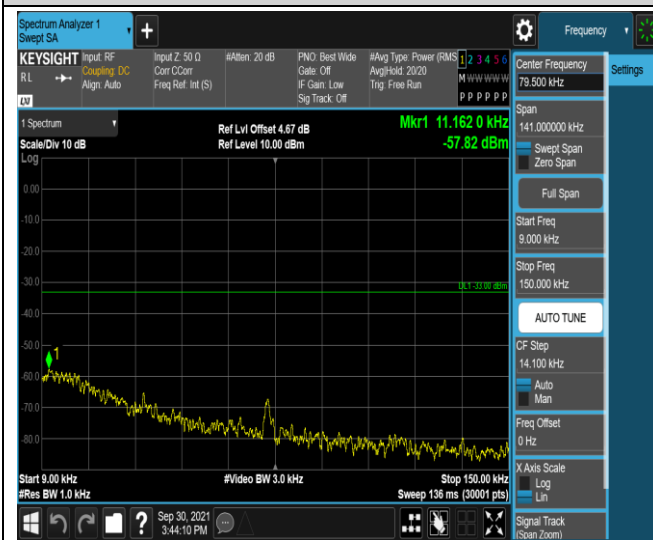
Band5-4132-0.15~30MHz



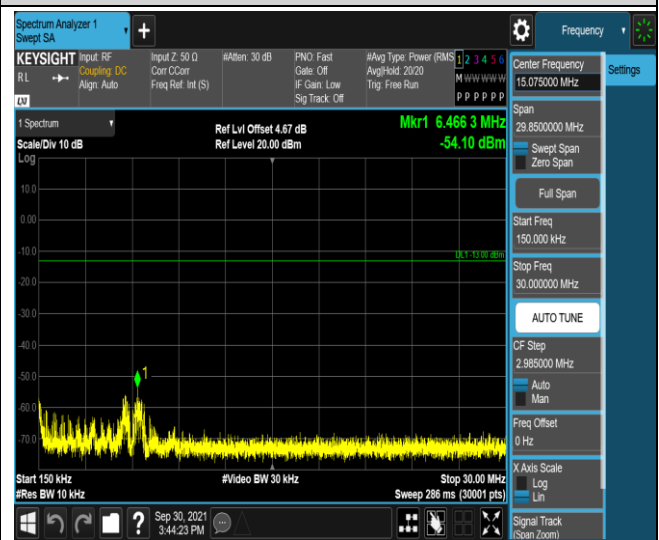
Band5-4132-30~1000MHz



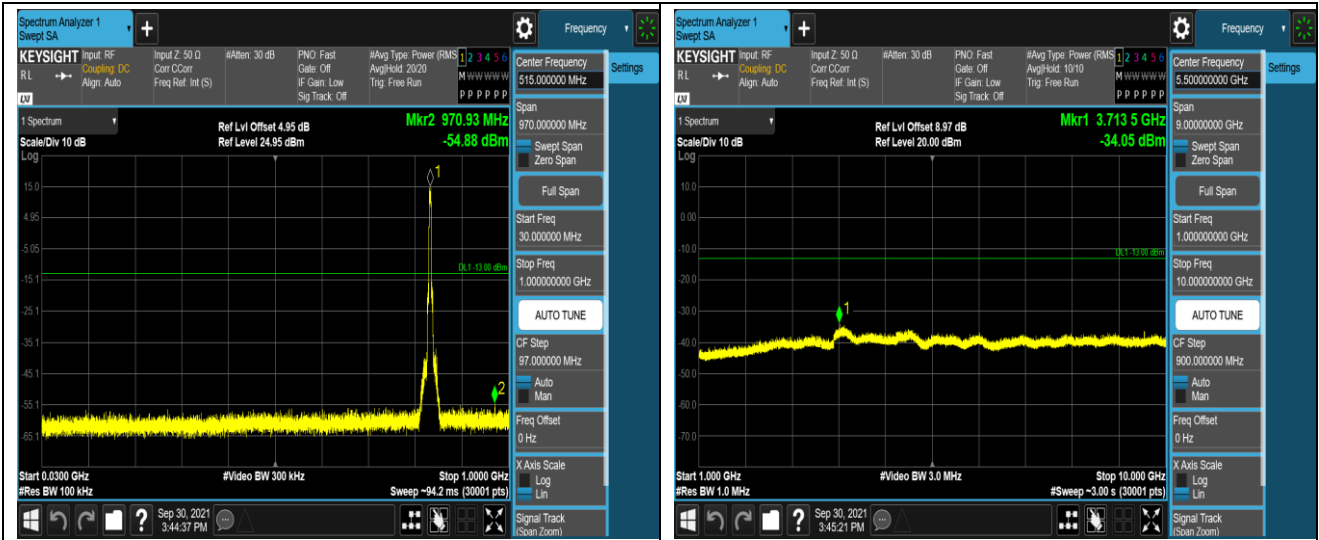
Band5-4132-1000~10000MHz



Band5-4183-0.009~0.15MHz

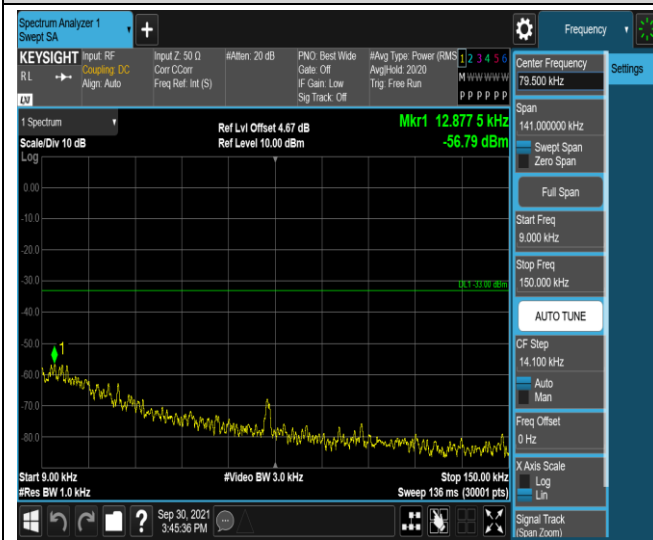


Band5-4183-0.15~30MHz

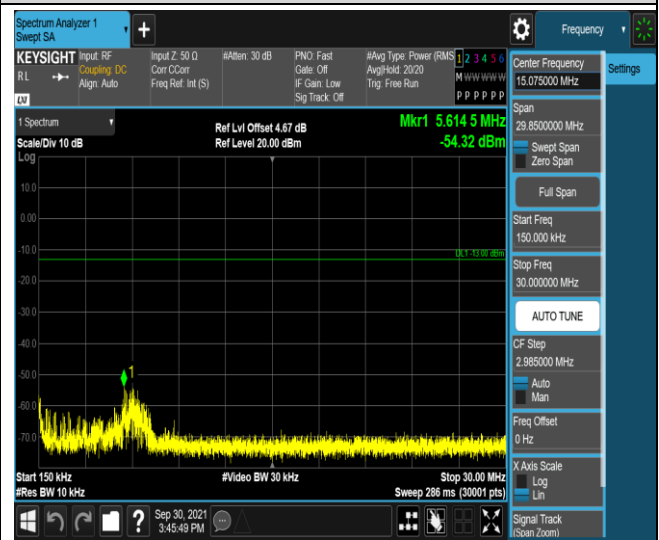


Band5-4183-30~1000MHz

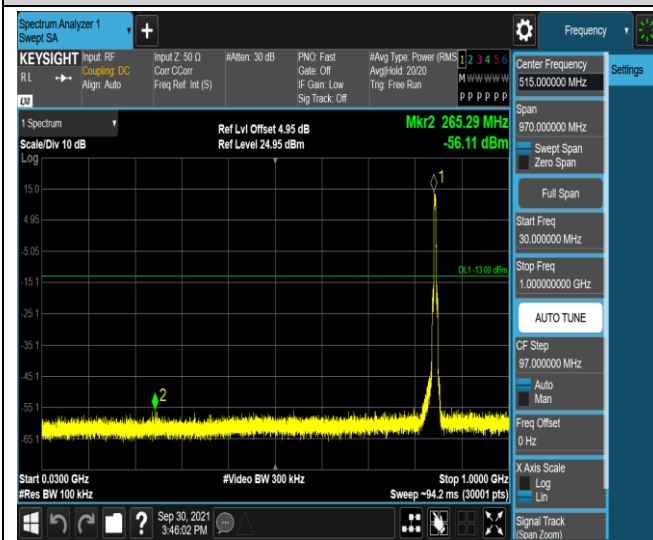
Band5-4183-1000~10000MHz



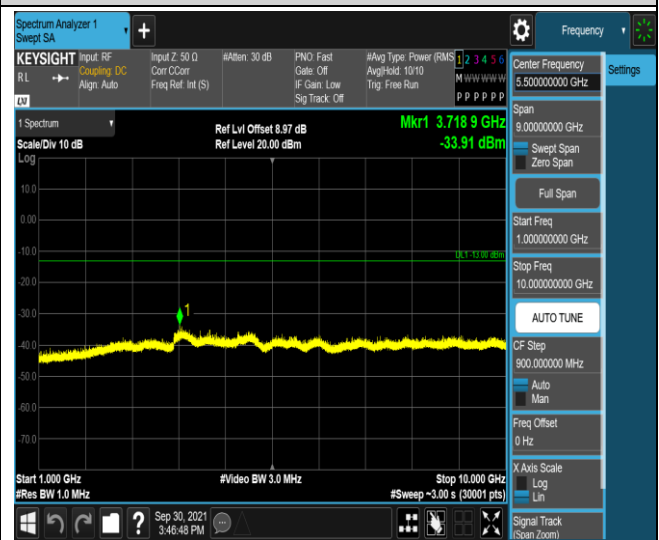
Band5-4233-0.009~0.15MHz



Band5-4233-0.15~30MHz



Band5-4233-30~1000MHz



Band5-4233-1000~10000MHz

AppendixF:Frequency Stability

Test Result

Reference Frequency: WCDMA BAND II 12.2k RMC Middle Frequency=9400 channel=1880MHz					
Temperature					
Power supplied (Vdc)	Temperature (°C)	Frequency error		Limit (ppm)	Result
		Hz	ppm		
3.85	-30	0.51	0.000271	Within authorized band for BAND II	Pass
	-20	1.38	0.000734		
	-10	1.42	0.000755		
	0	1.98	0.001053		
	10	0.67	0.000356		
	20	1.34	0.000713		
	30	1.47	0.000782		
	40	1.43	0.000761		
	50	1.71	0.000910		
Voltage					
Temperature (°C)	Power supplied (Vdc)	Frequency error		Limit (ppm)	Result
		Hz	ppm		
25	3.50	0.48	0.000255	Within authorized band for BAND II	Pass
	3.85	0.09	0.000048		
	4.40	0.59	0.000314		
Remark: All channel had been tested, but only the worst case data displayed in this report.					

Reference Frequency: WCDMA BAND V 12.2k RMC Middle channel=4183 Frequency=836.6MHz					
Temperature					
Power supplied (Vdc)	Temperature (°C)	Frequency error		Limit (ppm)	Result
		Hz	ppm		
3.85	-30	0.00	0.000000	±2.5	Pass
	-20	-0.01	-0.000012		
	-10	0.40	0.000478		
	0	-0.17	-0.000203		
	10	-0.41	-0.000490		
	20	0.04	0.000048		
	30	-0.12	-0.000143		
	40	0.02	0.000024		
	50	-0.54	-0.000645		
Voltage					
Temperature (°C)	Power supplied (Vdc)	Frequency error		Limit (ppm)	Result
		Hz	ppm		
25	3.50	0.06	0.000072	±2.5	Pass
	3.85	0.39	0.000466		
	4.40	-0.04	-0.000048		
Remark: All channel had been tested, but only the worst case data displayed in this report.					

Appendix G: Modulation Characteristics

Test Result

Band	Channel	Result	Verdict
Band2	9400	PASS	PASS
Band5	4183	PASS	PASS

Remark: All channel had been tested, but only the worst case data displayed in this report.

Test Graphs

