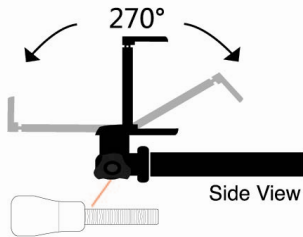
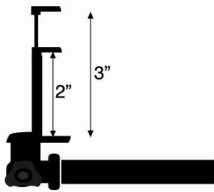


### PHONE HOLDER ROTATION



### PHONE HOLDER EXTENDED



#### Head Office thumbsUp! (UK)

Unit L, Braintree Industrial Estate  
Ruislip, Middlesex, HA4 0EJ, UK

Tel: 0845 466 8880  
Fax: 0845 466 8881  
info@thumbsupuk.com  
www.thumbsupuk.com

#### thumbsUp! (DE)

thumbs Up! GmbH  
Rudolf-Diesel-Str. 14  
D-53859 Niederkassel

T: +49 (0) 228 555 236-0  
F: +49 (0) 228 555 236-88  
info@thumbsup.de  
www.thumbsup.de

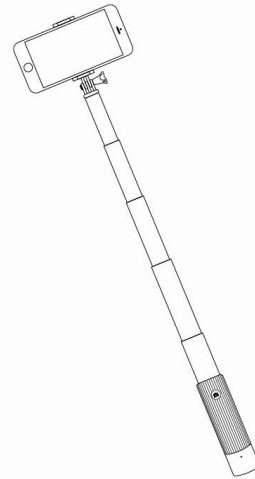
#### thumbsUp! (USA)

Unit L, Braintree Industrial  
Estate, Ruislip,  
Middlesex, HA4 0EJ, UK

T: 1-888-758-6887  
F: 0845 466 8881  
info@thumbsupuk.com  
www.thumbsupuk.com

# WIRELESS CLICKSTICK

## Instructions



### WIRELESS CLICK STICK

#### MANUAL:

Read all instructions carefully before use and retain this information for future reference.

#### HOW TO USE:

1. Long press the button on the handle for 3 seconds, the blue indicator light will start to flash.
2. Turn the Bluetooth on your device to ON. Search for 'CLKSTKPOCBT' and connect.
3. Turn the camera on your device to ON.
4. Insert the clamp into the Wireless Click Stick and firmly secure.
5. Insert your device into the clamp.
6. Adjust the angle of the clamp to a suitable position.
7. To take a photo, press the button on the handle.
8. To turn the Wireless Click Stick OFF, long press the button on the handle for 3 seconds, the blue indicator light will flash and then turn off.
9. To replace the batteries: twist the cap at the bottom of the Wireless Click Stick and insert 2 x LR44 batteries. Replace the cap.

#### WARNINGS:

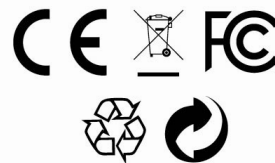
1. To clean, wipe with a soft damp cloth only.
2. Do not immerse the Wireless Click Stick in water.
3. At the end of its life. Dispose of the Wireless Click Stick in accordance with local regulations.

#### PRODUCT SPECIFICATIONS:

Bluetooth version: 4.0  
Frequency: 2402-2480MHz  
Length: Extends to 21"  
Batteries: Requires 2 x LR44 Button battery (included)  
Support System: GoPro's and >IOS 5.0, Android 4.0 compatible devices.

CLKSTKPOCBT

MADE IN CHINA



**FCC ID: 2AGQMCLKSTKPOCBT**

**Thumbs Up UK Ltd**

Model name: Pocket Click Stick - Bluetooth

Model No.: CLKSTKPOCBT

This device complies with Part 15 of the FCC Rules. Operation is subject to the following two conditions: (1) this device may not cause harmful interference, and (2) this device must accept any interference received, including interference that may cause undesired operation.

Changes or modifications not expressly approved by the party responsible for compliance could void the user's authority to operate the equipment.

NOTE: This equipment has been tested and found to comply with the limits for a Class B digital device, pursuant to Part 15 of the FCC Rules. These limits are designed to provide reasonable protection against harmful interference in a residential installation. This equipment generates, uses instructions, may cause harmful interference to radio communications. However, there is no guarantee that interference will not occur in a particular installation. If this equipment does cause harmful interference to radio or television reception, which can be determined by turning the equipment off and on, the user is encouraged to try to correct the interference by one or more of the following measures:

- Reorient or relocate the receiving antenna.
- Increase the separation between the equipment and receiver.
- Connect the equipment into an outlet on a circuit different from that to which the receiver is connected.
- Consult the dealer or an experienced radio/TV technician for help.