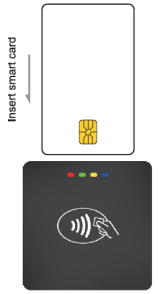

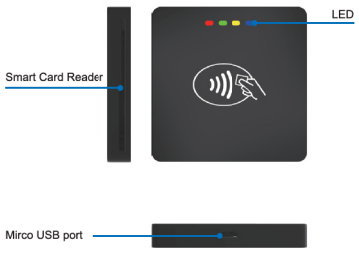

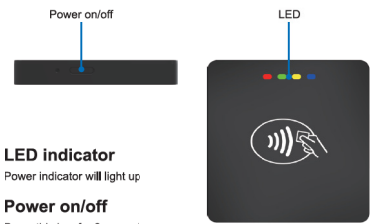


<p style="text-align: center;">80mm</p> <div style="border: 1px solid black; padding: 5px; text-align: center;"> Transaction & Payment 4 </div>  <p style="text-align: center;">80mm</p>	<p>FCC Compliance Statement</p> <p>This device complies with Part 15 of the FCC Rules. Operation is subject to the following two conditions: (1) this device may not cause harmful interference, and (2) this device must accept any interference received, including interference that may cause undesired operation.</p> <p>changes or modifications not expressly approved by the party responsible for compliance could void the user's authority to operate the equipment.</p> <p>This equipment has been tested and found to comply with the limits for a Class B digital device, pursuant to Part 15 of the FCC Rules. These limits are designed to provide reasonable protection against harmful interference in a residential installation. This equipment generates, uses and can radiate radio frequency energy and, if not installed and used in accordance with the instructions, may cause harmful interference to radio communications. However, there is no guarantee that interference will not occur in a particular installation.</p> <p>If this equipment does cause harmful interference to radio or television reception, which can be determined by turning the equipment off and on, the user is encouraged to try to correct the interference by one or more of the following measures:</p> <ul style="list-style-type: none"> -Reorient or relocate the receiving antenna. -Increase the separation between the equipment and receiver. -Connect the equipment into an outlet on a circuit different from that to which the receiver is connected. -Consult the dealer or an experienced radio/TV technician for help. <p>Dspread Technology (Beijing) Inc</p> <p>Email: reception@dspread.com Tel: +86-10-84493638 Address: Rm,407, B12C, #10(Universal Business Park), Jiuxianqiao Road, Chaoyang District, Beijing, China</p>	<div style="text-align: center;">  <p>DSPREAD www.dspread.com</p> </div> <div style="text-align: center; margin-top: 20px;"> <div style="border: 1px solid black; padding: 5px; display: inline-block;"> CR100 Manual </div> </div>
---	--	--

<div style="border: 1px solid black; padding: 5px; text-align: center;"> Product Details 1 </div>  <p>Smart Card Reader</p> <p>Micro USB port</p> <p>LED</p>	<div style="border: 1px solid black; padding: 5px; text-align: center;"> Data Connectivity 2 </div>  <p>CR100</p> <p>Can be connected seamlessly via Bluetooth to Android or iOS Smartphones & Tablets.</p>	<div style="border: 1px solid black; padding: 5px; text-align: center;"> Power on/off 3 </div>  <p>Power on/off</p> <p>LED</p> <p>LED indicator Power indicator will light up</p> <p>Power on/off Press this key for 2 seconds</p> <p>Caution Risk of explosion if battery is replaced by an incorrect type. Dispose of used batteries according to the instructions</p>
--	---	---