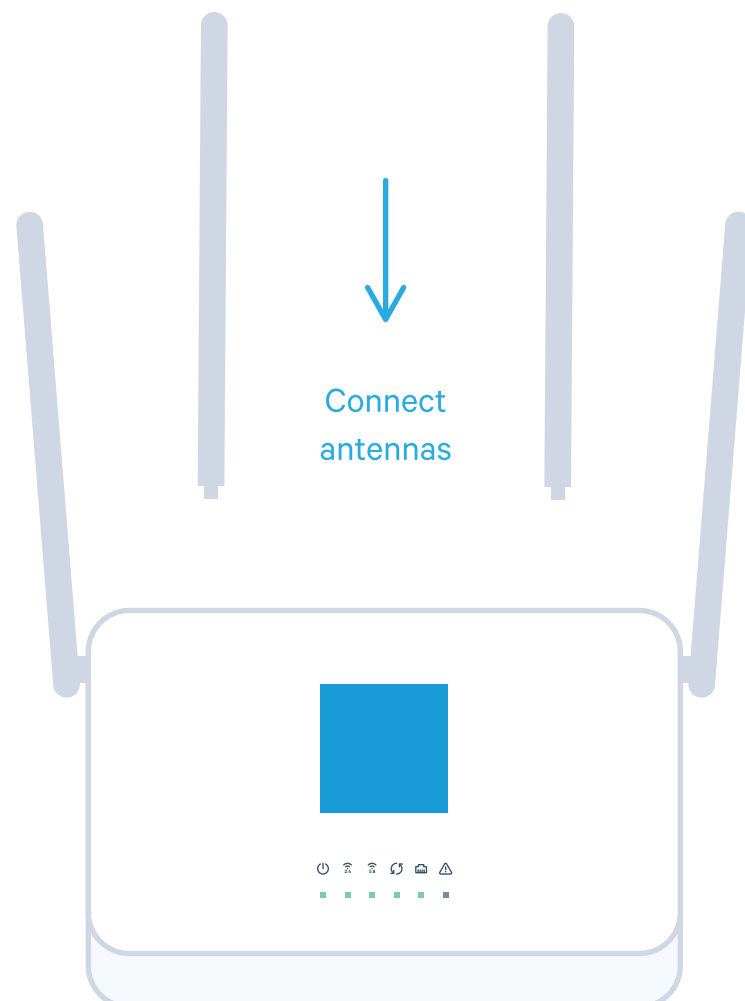


# 1. What's in the Box

Check to ensure you have the necessary parts; which should include:

- 1 x Whitebox**
- 4 x Antennas**
- 1 x Network cable**
- 1 x Power supply**

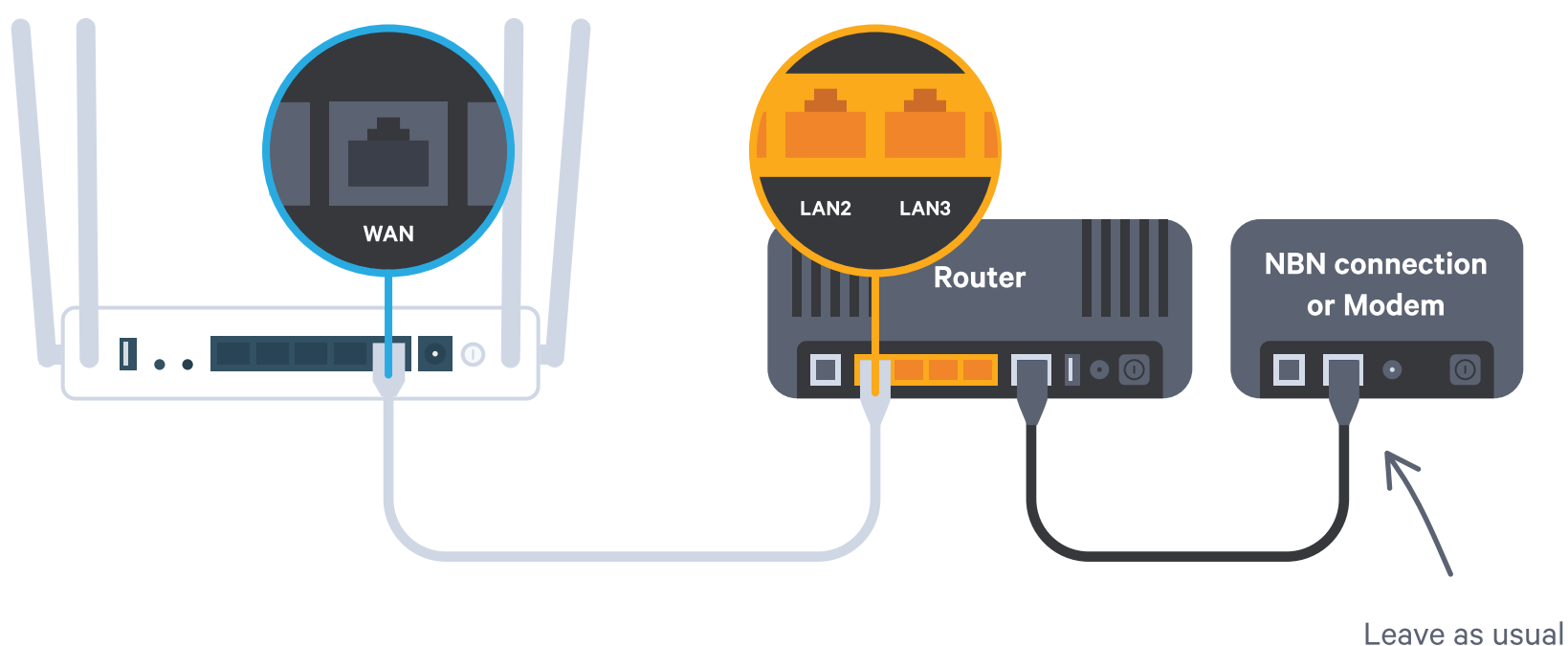
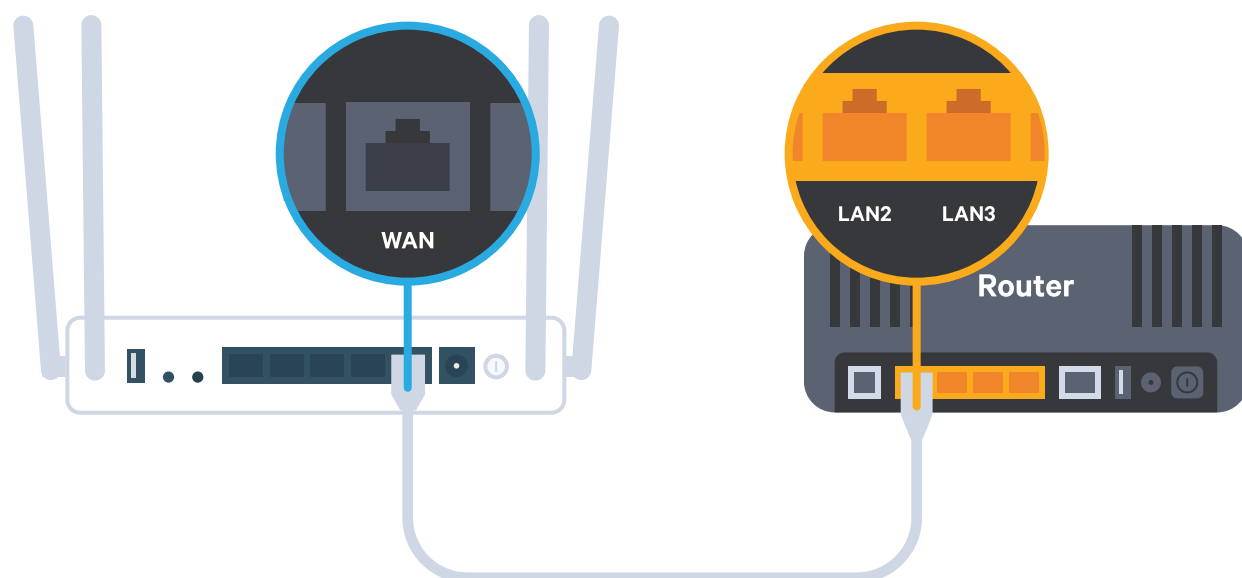
Connect antennas to the back of the Whitebox. (These are used to passively monitor nearby wireless networks for traffic, to ensure no tests are run when the line is active – we do not monitor your traffic)



# 2. Connect

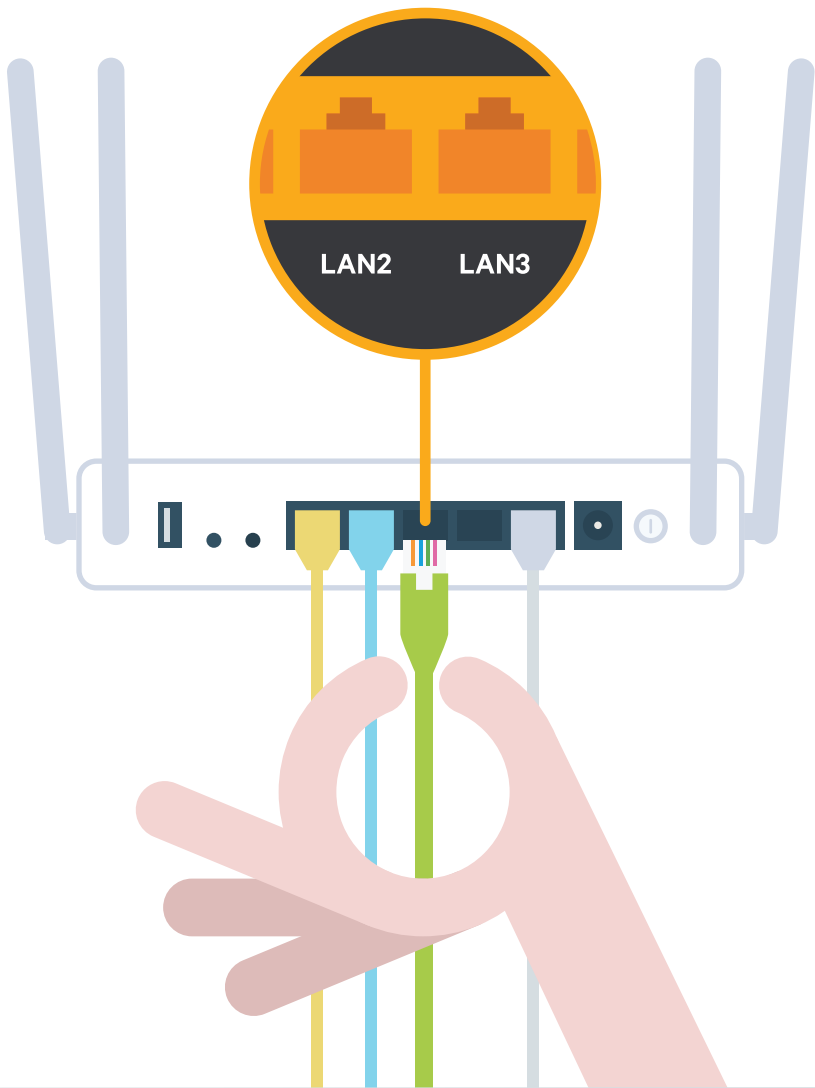
## If you have a combined modem / router

Connect one end of the network cable to a spare port on your router. Connect the other end to the blue port marked "Internet" on the rear of the Whitebox.



## If you have a separate modem and router

Keep your NBN connection or modem connected to your separate router as usual.




### 3. Plug in wired devices

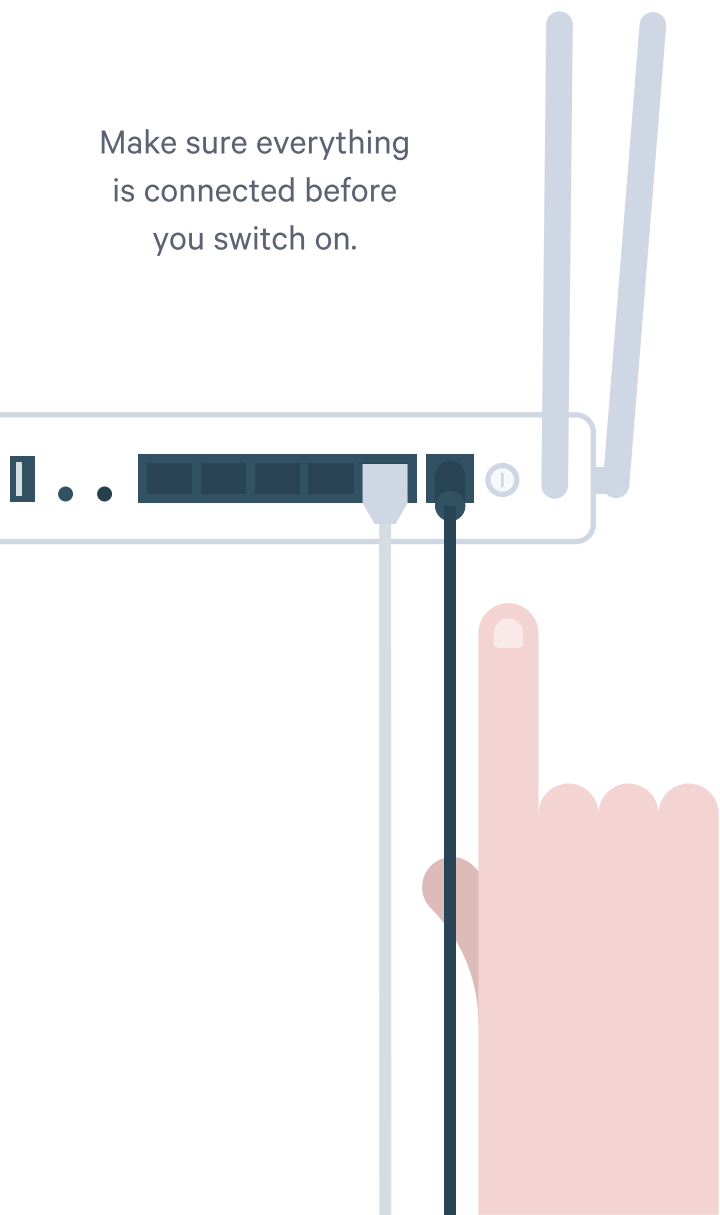
Disconnect any other wired network devices from your home ADSL / cable router. Plug them into the ports marked 1 – 4 on the rear of the Whitebox. (Please note the USB ports are non functional)

### 4. Power up

Connect the **power supply** to your Whitebox. Switch on at the mains socket, then press the button on the back marked **'ON/OFF'**.


When the light below the  icon remains steady the Whitebox is fully set up.

Make sure everything is connected before you switch on.



### 5. Log in

Your Whitebox is now ready to start testing your internet performance. You can directly login into [nbn-nielsenpanel.com](http://nbn-nielsenpanel.com) to check the status of your account.



Do not use the product in the environment at too high or too low temperature, never expose the product under strong sunshine or too wet environment. The suitable temperature for the product and accessories is 0°C-40°C.

When charging, please place the product in an environment that has a normal room temperature and good ventilation. It is recommended to charge the product in an environment with a temperature that ranges from 0°C~40°C. Please ensure to use only the charger offered by the manufacturer. Using unauthorized charger may cause danger and violate the authorization of the product and the guarantee article.

This charger is for indoor use only. The charger type is S24B73-120A200-0K, output voltage/current is 12Vdc/2A. The plug considered as disconnect device of adapter. If you use a third-party charger, the recommended output voltage/current of the adaptor is 12dc/2A., and the adapter shall be CE approval type.

RF exposure information: The Maximum Permissible Exposure (MPE) level has been calculated based on a distance of d=20 cm between the device and the human body. To maintain compliance with RF exposure requirement, use product that maintain a 20cm distance between the device and human body.

Frequency bands	Max EIRP (dBm)
WLAN 2.4GHz	19.51
WLAN 5GHz	21.15

This device is restricted to indoor use where operated in the European Community using frequency in 5150MHz-5350MHz to reduce the potential for interference.

	<b>AT</b>	<b>BE</b>	<b>BG</b>	<b>CH</b>	<b>CY</b>	<b>CZ</b>	<b>DE</b>	<b>DK</b>
	<b>EE</b>	<b>EL</b>	<b>ES</b>	<b>FI</b>	<b>FR</b>	<b>HR</b>	<b>HU</b>	<b>IE</b>
	<b>IS</b>	<b>IT</b>	<b>LI</b>	<b>LT</b>	<b>LU</b>	<b>LV</b>	<b>MT</b>	<b>NL</b>
	<b>PL</b>	<b>PT</b>	<b>RO</b>	<b>SE</b>	<b>SI</b>	<b>SK</b>	<b>TR</b>	<b>UK(NI)</b>

**Manufacturer**

Manufacturer: SamKnows Limited

Address: Hill House, 1 Little New Street, London, EC4A 3TR, United Kingdom

**This product can be used across EU member states.**

**EU Regulatory Conformance**

Hereby, SamKnows Limited Corporation declares that this device is in compliance with the essential requirements and other relevant provisions of Directive 2014/53/EU. For the declaration of conformity, visit the Web site <https://samknows.com/eu-certification>



### Federal Communication Commission (FCC) Radiation Exposure Statement

When using the product, maintain a distance of 20cm from the body to ensure compliance with RF exposure requirements.

RF exposure information: To maintain compliance with FCC RF exposure requirements, use the product that maintain a 20cm separation distance between the user's body and the host. MPE limit for RF exposure at prediction frequency is 1.0mW/cm<sup>2</sup> for 2.4G&5G WiFi. The Max MPE for 5G WiFi is 0.112mW/cm<sup>2</sup>. It satisfy RF exposure compliance-

NOTE: The manufacturer is not responsible for any radio or TV interference caused by unauthorized modifications or changes to this equipment. Such modifications or changes could void the user's authority to operate the equipment.

NOTE: This equipment has been tested and found to comply with the limits for a Class B digital device, pursuant to part 15 of the FCC Rules. These limits are designed to provide reasonable protection against harmful interference in a residential installation. This equipment generates uses and can radiate radio frequency energy and, if not installed and used in accordance with the instructions, may cause harmful interference to radio communications. However, there is no guarantee that interference will not occur in a particular installation. If this equipment does cause harmful interference to radio or television reception, which can be determined by turning the equipment off and on, the user is encouraged to try to correct the interference by one or more of the following measures:

- Reorient or relocate the receiving antenna.
- Increase the separation between the equipment and receiver.
- Connect the equipment into an outlet on a circuit different from that to which the receiver is connected.
- Consult the dealer or an experienced radio/TV technician for help.

The device for operation in the band 5150-5350MHz is only for indoor use to reduce the potential for harmful interference to co-channel mobile satellite systems.

FCC ID:2AGPP-SKWB8V4