



**Shenzhen EBO Technology Co., Ltd.**

1-4F, Huafeng Science Park, Xin'an Sixth Road, 82<sup>th</sup> District,  
Bao'an, Shenzhen, China.  
Telephone: +86-755-29451282,  
Fax: +86-755-22639141

Report No.: EBO1601006-E220  
Page 1 of 30

# FCC REPORT

**Applicant:** SHENZHEN AIBIRD TECHNOLOGY CO., LTD.

**Address of Applicant:** Building B, Famous Industrial Product Purchasing Center,  
Xixiang Baoyuan Road, Baoan District, Shenzhen

**Equipment Under Test (EUT)**

Product Name: MULTIFUNCTIONAL SHOOTING STABILIZER

Model No.: UOPLAY01

**FCC ID:** 2AGP8UOPLAY01A

**Applicable standards:** FCC CFR Title 47 Part 15 Subpart C Section 15.249:2014

**Date of sample receipt:** January 1, 2016

**Date of Test:** January 1, 2016 To January 27, 2016

**Date of report issued:** January 27, 2016

**Test Result :** PASS \*

\* In the configuration tested, the EUT complied with the standards specified above.

Authorized Signature:

Kevin Yu  
Laboratory Manager

This report details the results of the testing carried out on one sample. The results contained in this test report do not relate to other samples of the same product and does not permit the use of the EBO product certification mark. The manufacturer should ensure that all products in series production are in conformity with the product sample detailed in this report.

This report may only be reproduced and distributed in full. If the product in this report is used in any configuration other than that detailed in the report, the manufacturer must ensure the new system complies with all relevant standards. Any mention of EBO International Electrical Approvals or testing done by EBO International Electrical Approvals in connection with, distribution or use of the product described in this report must be approved by EBO International Electrical Approvals in writing.

This document cannot be reproduced except in full, without prior written approval of the Company. Any unauthorized alteration, forgery or falsification of the content or appearance of this document is unlawful and offenders may be prosecuted to the fullest extent of the law. Unless otherwise stated the results shown in this test report refer only to the sample(s) tested and such sample(s) are retained for 90 days only."



## Shenzhen EBO Technology Co., Ltd.

Report No.: EBO1601006-E220

Page 2 of 30

### 2 Version

Version No.	Date	Description
00	January 27, 2016	Original

Prepared By:

Date:

January 27, 2016

Project Engineer

Check By:

Date:

January 27, 2016

Reviewer

This document is issued by the Company subject to its General Conditions of Service printed overleaf, available on request or accessible at <http://www.ebotech.cn> and, for electronic format documents, subject to Terms and Conditions for Electronic Documents at <http://www.ebotech.cn>. Attention is drawn to the limitation of liability, indemnification and jurisdiction issues defined therein. Any holder of this document is advised that information contained hereon reflects the Company's findings at the time of its intervention only and within the limits of Client's instructions, if any. The Company's sole responsibility is to its Client and this document does not exonerate parties to a transaction from exercising all their rights and obligations under the transaction documents. This document cannot be reproduced except in full, without prior written approval of the Company. Any unauthorized alteration, forgery or falsification of the content or appearance of this document is unlawful and offenders may be prosecuted to the fullest extent of the law. Unless otherwise stated the results shown in this test report refer only to the sample(s) tested and such sample(s) are retained for 90 days only."



### 3 Contents

	Page
1 COVER PAGE .....	1
2 VERSION .....	2
3 CONTENTS .....	3
4 TEST SUMMARY .....	4
4.1 MEASUREMENT UNCERTAINTY .....	4
5 GENERAL INFORMATION .....	5
5.1 CLIENT INFORMATION .....	5
5.2 GENERAL DESCRIPTION OF EUT .....	5
5.3 TEST MODE .....	7
5.4 DESCRIPTION OF SUPPORT UNITS .....	7
5.5 TEST FACILITY .....	7
5.6 TEST LOCATION .....	7
6 TEST INSTRUMENTS LIST .....	8
7 TEST RESULTS AND MEASUREMENT DATA .....	9
7.1 ANTENNA REQUIREMENT .....	9
7.2 CONDUCTED EMISSIONS .....	10
7.3 RADIATED EMISSION METHOD .....	13
7.3.1 Field Strength of The Fundamental Signal .....	15
7.3.2 Spurious emissions .....	16
7.3.3 Bandedge emissions .....	20
7.4 20dB OCCUPY BANDWIDTH .....	21
8 TEST SETUP PHOTO .....	23
9 EUT CONSTRUCTIONAL DETAILS .....	25



## 4 Test Summary

Test Item	Section in CFR 47	Result
Antenna requirement	15.203	Pass
AC Power Line Conducted Emission	15.207	Pass
Field strength of the fundamental signal	15.249 (a)	Pass
Spurious emissions	15.249 (a) (d)/15.209	Pass
Band edge	15.249 (d)/15.205	Pass
20dB Occupied Bandwidth	15.215 (c)	Pass

*Pass: The EUT complies with the essential requirements in the standard.*

*Remark: Test according to ANSI C63.4 2014 and ANSI C63.10 2013.*

### 4.1 Measurement Uncertainty

Test Item	Frequency Range	Measurement Uncertainty	Notes
Radiated Emission	9kHz ~ 30MHz	$\pm 4.34\text{dB}$	(1)
Radiated Emission	30MHz ~ 1000MHz	$\pm 4.24\text{dB}$	(1)
Radiated Emission	1GHz ~ 26.5GHz	$\pm 4.68\text{dB}$	(1)
AC Power Line Conducted Emission	0.15MHz ~ 30MHz	$\pm 3.45\text{dB}$	(1)

Note (1): The measurement uncertainty is for coverage factor of  $k=2$  and a level of confidence of 95%.



## 5 General Information

### 5.1 Client Information

Applicant:	SHENZHEN AIBIRD TECHNOLOGY CO., LTD.
Address of Applicant:	Building B, Famous Industrial Product Purchasing Center, Xixiang Baoyuan Road, Baoan District, Shenzhen
Manufacturer/Factory:	WUHAN AIBIRD UAV CO., LTD.
Address of Manufacturer/Factory:	Innovation Park, Changzui Technology Park, High-tech six Road, Optical Valley Avenue, Wuhan

### 5.2 General Description of EUT

Product Name:	MULTIFUNCTIONAL SHOOTING STABILIZER
Model No.:	UOPLAY01
Operation Frequency:	2402MHz~2480MHz
Channel Numbers:	79
Channel Separation:	1MHz
Modulation Type:	GFSK
Antenna Type:	PCB antenna
Antenna gain:	0dBi (declare by Applicant)
Power supply:	DC 5.0V (by USB port) or 1000mAh 18350 battery



## Shenzhen EBO Technology Co., Ltd.

Report No.: EBO1601006-E220

Page 6 of 30

Operation Frequency each of channel							
Channel	Frequency	Channel	Frequency	Channel	Frequency	Channel	Frequency
1	2402MHz	21	2422MHz	41	2442MHz	61	2462MHz
2	2403MHz	22	2423MHz	42	2443MHz	62	2463MHz
...	...	...	...	...	...	...	...
19	2420MHz	39	2440MHz	59	2460MHz	79	2480MHz
20	2421MHz	40	2441MHz	60	2461MHz		

Note:

In section 15.31(m), regards to the operating frequency range over 10 MHz, the Lowest frequency, the middle frequency, and the highest frequency of channel were selected to perform the test, and the selected channel see below:

Channel	Frequency
The lowest channel	2402MHz
The middle channel	2441MHz
The Highest channel	2480MHz

This document is issued by the Company subject to its General Conditions of Service printed overleaf, available on request or accessible at <http://www.ebotek.cn> and, for electronic format documents, subject to Terms and Conditions for Electronic Documents at <http://www.ebotek.cn>. Attention is drawn to the limitation of liability, indemnification and jurisdiction issues defined therein. Any holder of this document is advised that information contained hereon reflects the Company's findings at the time of its intervention only and within the limits of Client's instructions, if any. The Company's sole responsibility is to its Client and this document does not exonerate parties to a transaction from exercising all their rights and obligations under the transaction documents. This document cannot be reproduced except in full, without prior written approval of the Company. Any unauthorized alteration, forgery or falsification of the content or appearance of this document is unlawful and offenders may be prosecuted to the fullest extent of the law. Unless otherwise stated the results shown in this test report refer only to the sample(s) tested and such sample(s) are retained for 90 days only."



### 5.3 Test mode

Transmitting mode	Keep the EUT in continuously transmitting mode
<i>Remark: The test voltage was tuned from 85% to 115% of the nominal rated supply voltage, and found that the worst case was under the nominal rated supply condition. So the report just shows that condition's data.</i>	

#### Per-test mode.

We have verified the construction and function in typical operation, The EUT was placed on three different polar directions; i.e. X axis, Y axis, Z axis. which was shown in this test report and defined as follows:

Axis	X	Y	Z
Field Strength(dBuV/m)	91.67	95.94	91.85

### 5.4 Description of Support Units

None
------

### 5.5 Test Facility

The test facility is recognized, certified, or accredited by the following organizations:

- **FCC —Registration No.: 600491**

Global United Technology Services Co., Ltd., Shenzhen EMC Laboratory has been registered and fully described in a report filed with the (FCC) Federal Communications Commission. The acceptance letter from the FCC is maintained in files. Registration 600491, June 28, 2013.

- **Industry Canada (IC) —Registration No.: 9079A-2**

The 3m Semi-anechoic chamber of Global United Technology Services Co., Ltd. has been registered by Certification and Engineering Bureau of Industry Canada for radio equipment testing with Registration No.: 9079A-2, June 26, 2013.

### 5.6 Test Location

All tests were performed at:
Global United Technology Services Co., Ltd. Room 301-309, 3th Floor, Block A, Huafeng Jinyuan Business Building, No. 300 Laodong Industrial Zone, Xixiang Road, Baoan District, Shenzhen, China



## 6 Test Instruments list

Radiated Emission:						
Item	Test Equipment	Manufacturer	Model No.	Inventory No.	Cal.Date (mm-dd-yy)	Cal.Due date (mm-dd-yy)
1	3m Semi- Anechoic Chamber	ZhongYu Electron	9.2(L)*6.2(W)* 6.4(H)	GTS250	Mar. 28 2015	Mar. 27 2016
2	Control Room	ZhongYu Electron	6.2(L)*2.5(W)* 2.4(H)	GTS251	N/A	N/A
3	Spectrum Analyzer	Agilent	E4440A	GTS533	Jun. 30 2015	Jun. 29 2016
4	EMI Test Receiver	Rohde & Schwarz	ESU26	GTS203	Jun. 30 2015	Jun. 29 2016
5	BiConiLog Antenna	SCHWARZBECK MESS-ELEKTRONIK	VULB9163	GTS214	Jun. 30 2015	Jun. 29 2016
6	Double -ridged waveguide horn	SCHWARZBECK MESS-ELEKTRONIK	9120D-829	GTS208	Jun. 26 2015	Jun. 25 2016
7	Horn Antenna	ETS-LINDGREN	3160	GTS217	Mar. 27 2015	Mar. 26 2016
8	EMI Test Software	AUDIX	E3	N/A	N/A	N/A
9	Coaxial Cable	GTS	N/A	GTS213	Mar. 28 2015	Mar. 27 2016
10	Coaxial Cable	GTS	N/A	GTS211	Mar. 28 2015	Mar. 27 2016
11	Coaxial cable	GTS	N/A	GTS210	Mar. 28 2015	Mar. 27 2016
12	Coaxial Cable	GTS	N/A	GTS212	Mar. 28 2015	Mar. 27 2016
13	Amplifier(100kHz-3GHz)	HP	8347A	GTS204	Jun. 30 2015	Jun. 29 2016
14	Amplifier(2GHz-20GHz)	HP	8349B	GTS206	Jun. 30 2015	Jun. 29 2016
15	Amplifier (18-26GHz)	Rohde & Schwarz	AFS33-18002 650-30-8P-44	GTS218	Jun. 26 2015	Jun. 25 2016
16	Band filter	Amindeon	82346	GTS219	Mar. 28 2015	Mar. 27 2016
17	Power Meter	Anritsu	ML2495A	GTS540	Jun. 30 2015	Jun. 29 2016
18	Power Sensor	Anritsu	MA2411B	GTS541	Jun. 30 2015	Jun. 29 2016

Conducted Emission:						
Item	Test Equipment	Manufacturer	Model No.	Inventory No.	Cal.Date (mm-dd-yy)	Cal.Due date (mm-dd-yy)
1	Shielding Room	ZhongYu Electron	7.0(L)x3.0(W)x3.0(H)	GTS264	Jun. 30 2015	Jun. 29 2016
2	EMI Test Receiver	Rohde & Schwarz	ESCS30	GTS223	Jun. 30 2015	Jun. 29 2016
3	10dB Pulse Limita	Rohde & Schwarz	N/A	GTS224	Jun. 30 2015	Jun. 29 2016
4	Coaxial Switch	ANRITSU CORP	MP59B	GTS225	Jun. 30 2015	Jun. 29 2016
5	LISN	SCHWARZBECK MESS-ELEKTRONIK	NSLK 8127	GTS226	Jun. 30 2015	Jun. 29 2016
6	Coaxial Cable	GTS	N/A	GTS227	Jun. 30 2015	Jun. 29 2016
7	EMI Test Software	AUDIX	E3	N/A	N/A	N/A

General used equipment:						
Item	Test Equipment	Manufacturer	Model No.	Inventory No.	Cal.Date (mm-dd-yy)	Cal.Due date (mm-dd-yy)
1	Barometer	ChangChun	DYM3	GTS257	July 07 2015	July 06 2016

This document is issued by the Company subject to its General Conditions of Service printed overleaf, available on request or accessible at <http://www.ebotech.cn> and, for electronic format documents, subject to Terms and Conditions for Electronic Documents at <http://www.ebotech.cn>. Attention is drawn to the limitation of liability, indemnification and jurisdiction issues defined therein. Any holder of this document is advised that information contained hereon reflects the Company's findings at the time of its intervention only and within the limits of Client's instructions, if any. The Company's sole responsibility is to its Client and this document does not exonerate parties to a transaction from exercising all their rights and obligations under the transaction documents. This document cannot be reproduced except in full, without prior written approval of the Company. Any unauthorized alteration, forgery or falsification of the content or appearance of this document is unlawful and offenders may be prosecuted to the fullest extent of the law. Unless otherwise stated the results shown in this test report refer only to the sample(s) tested and such sample(s) are retained for 90 days only."





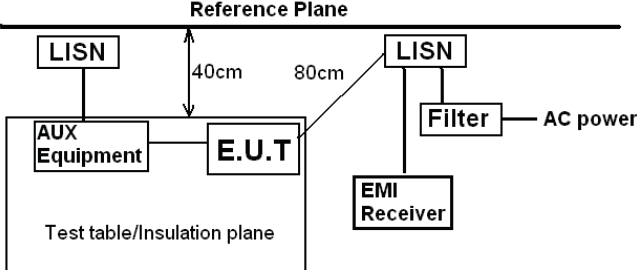
## 7 Test results and Measurement Data

### 7.1 Antenna requirement

<b>Standard requirement:</b>	FCC Part15 C Section 15.203 /247(c)
<b>15.203 requirement:</b> An intentional radiator shall be designed to ensure that no antenna other than that furnished by the responsible party shall be used with the device. The use of a permanently attached antenna or of an antenna that uses a unique coupling to the intentional radiator, the manufacturer may design the unit so that a broken antenna can be replaced by the user, but the use of a standard antenna jack or electrical connector is prohibited.	
<b>15.247(c) (1)(i) requirement:</b> (i) Systems operating in the 2400-2483.5 MHz band that is used exclusively for fixed. Point-to-point operations may employ transmitting antennas with directional gain greater than 6dBi provided the maximum conducted output power of the intentional radiator is reduced by 1 dB for every 3 dB that the directional gain of the antenna exceeds 6dBi.	
<b>EUT Antenna:</b>	
<i>The antenna is PCB antenna, the best case gain of the antenna is 0dBi</i>	



## 7.2 Conducted Emissions

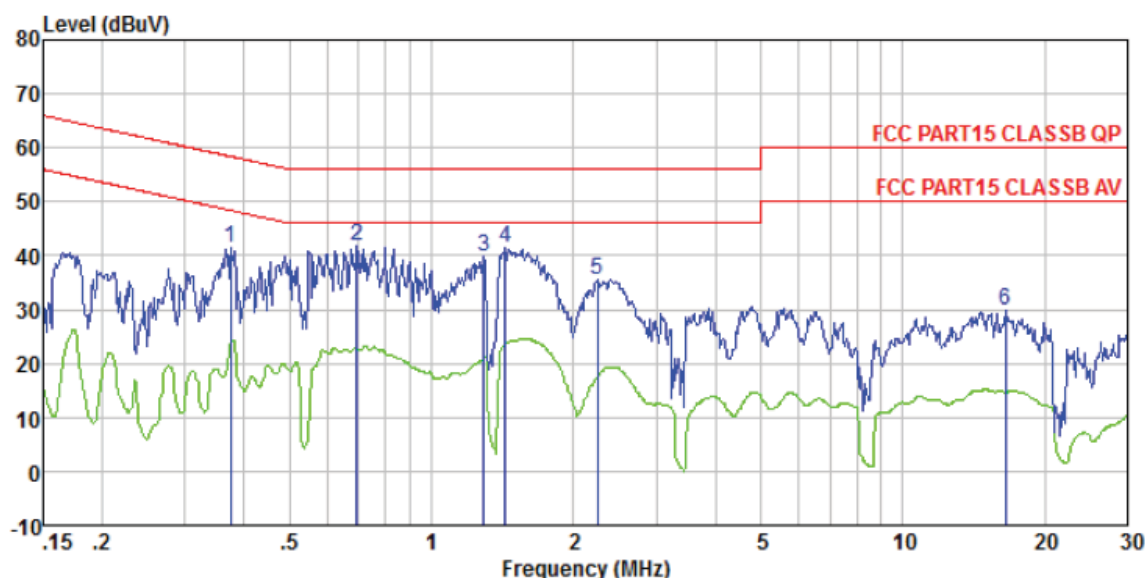
Test Requirement:	FCC Part15 C Section 15.207		
Test Method:	ANSI C63.10:2013		
Test Frequency Range:	150KHz to 30MHz		
Class / Severity:	Class B		
Receiver setup:	RBW=9KHz, VBW=30KHz, Sweep time=auto		
Limit:	Frequency range (MHz)	Limit (dBuV)	
		Quasi-peak	Average
	0.15-0.5	66 to 56*	56 to 46*
	0.5-5	56	46
	5-30	60	50
* Decreases with the logarithm of the frequency.			
Test setup:			
	<p>Remark: E.U.T: Equipment Under Test LISN: Line Impedance Stabilization Network Test table height=0.8m</p>		
Test procedure:	<ol style="list-style-type: none"><li>1. The E.U.T and simulators are connected to the main power through a line impedance stabilization network (L.I.S.N.). This provides a 50ohm/50uH coupling impedance for the measuring equipment.</li><li>2. The peripheral devices are also connected to the main power through a LISN that provides a 50ohm/50uH coupling impedance with 50ohm termination. (Please refer to the block diagram of the test setup and photographs).</li><li>3. Both sides of A.C. line are checked for maximum conducted interference. In order to find the maximum emission, the relative positions of equipment and all of the interface cables must be changed according to ANSI C63.10:2013 on conducted measurement.</li></ol>		
Test Instruments:	Refer to section 6.0 for details		
Test mode:	Refer to section 5.3 for details		
Test results:	Pass		

### Measurement data:

This document is issued by the Company subject to its General Conditions of Service printed overleaf, available on request or accessible at <http://www.ebotech.cn> and, for electronic format documents, subject to Terms and Conditions for Electronic Documents at <http://www.ebotech.cn>. Attention is drawn to the limitation of liability, indemnification and jurisdiction issues defined therein. Any holder of this document is advised that information contained hereon reflects the Company's findings at the time of its intervention only and within the limits of Client's instructions, if any. The Company's sole responsibility is to its Client and this document does not exonerate parties to a transaction from exercising all their rights and obligations under the transaction documents. This document cannot be reproduced except in full, without prior written approval of the Company. Any unauthorized alteration, forgery or falsification of the content or appearance of this document is unlawful and offenders may be prosecuted to the fullest extent of the law. Unless otherwise stated the results shown in this test report refer only to the sample(s) tested and such sample(s) are retained for 90 days only."



Test mode:	Bluetooth mode		LINE
------------	----------------	--	------



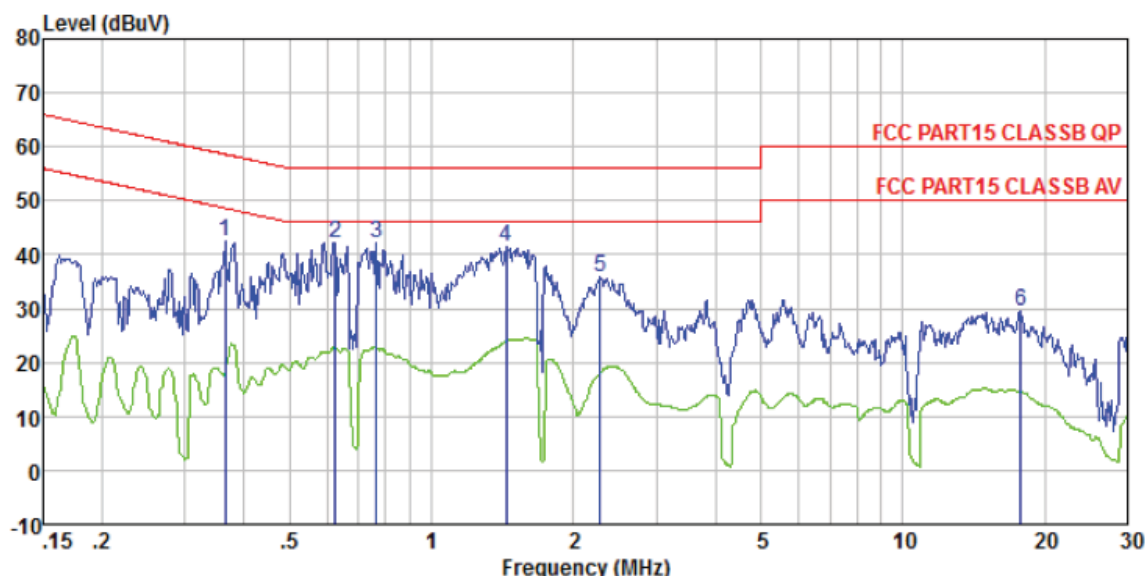
Site : Shielded room

Condition: FCC PART15 CLASSB QP LISN-2013 LINE

	Read	Cable	LISN	Limit	Over	
Freq	Level	Loss	Factor	Level	Line	Limit Remark
MHz	dBuV	dB	dB	dBuV	dBuV	dB
1	0.375	41.23	0.10	0.11	41.44	58.39 -16.95 QP
2	0.694	41.68	0.13	0.14	41.95	56.00 -14.05 QP
3	1.289	39.50	0.13	0.12	39.75	56.00 -16.25 QP
4	1.433	41.11	0.13	0.12	41.36	56.00 -14.64 QP
5	2.249	35.19	0.15	0.13	35.47	56.00 -20.53 QP
6	16.486	29.37	0.22	0.39	29.98	60.00 -30.02 QP



Test mode:	Bluetooth mode		NEUTRAL
------------	----------------	--	---------



Site : Shielded room

Condition: FCC PART15 CLASSB QP LISN-2013 NEUTRAL

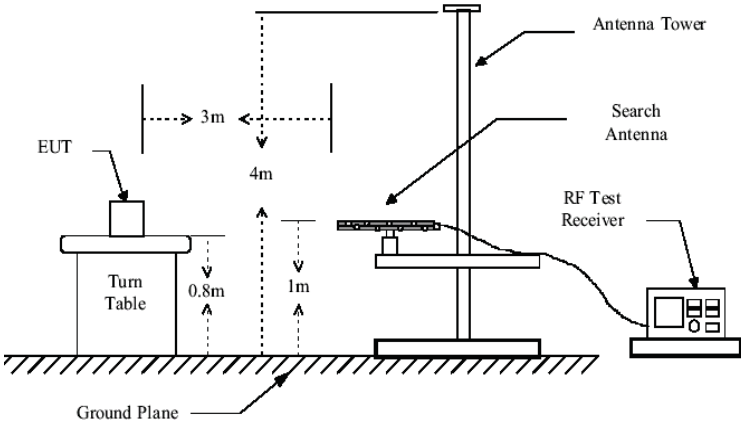
	Freq	Read Level	Cable Loss	LISN Factor	Level	Limit Line	Over Limit	Remark
	MHz	dBuV	dB	dB	dBuV	dBuV	dB	
1	0.365	42.31	0.10	0.06	42.47	58.61	-16.14	QP
2	0.624	42.01	0.12	0.07	42.20	56.00	-13.80	QP
3	0.763	41.90	0.13	0.07	42.10	56.00	-13.90	QP
4	1.441	41.31	0.13	0.09	41.53	56.00	-14.47	QP
5	2.285	35.50	0.15	0.09	35.74	56.00	-20.26	QP
6	17.755	28.88	0.22	0.40	29.50	60.00	-30.50	QP

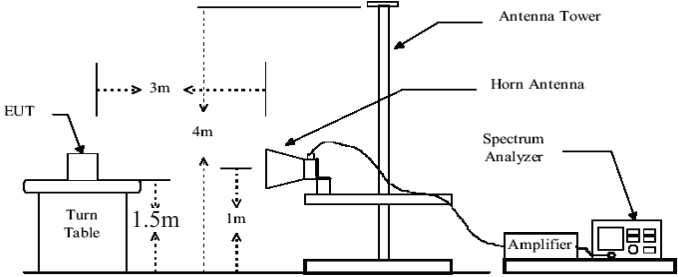
Notes:

1. An initial pre-scan was performed on the line and neutral lines with peak detector.
2. Quasi-Peak and Average measurement were performed at the frequencies with maximized peak emission.
3. Final Level = Receiver Read level + LISN Factor + Cable Loss
4. If the average limit is met when using a quasi-peak detector receiver, the EUT shall be deemed to meet both limits and measurement with the average detector receiver is unnecessary.



### 7.3 Radiated Emission Method

Test Requirement:	FCC Part15 C Section 15.209				
Test Method:	ANSI C63.10:2013				
Test Frequency Range:	30MHz to 25GHz				
Test site:	Measurement Distance: 3m				
Receiver setup:	Frequency	Detector	RBW	VBW	Remark
	30MHz-1GHz	Quasi-peak	120KHz	300KHz	Quasi-peak Value
	Above 1GHz	Peak	1MHz	3MHz	Peak Value
		Peak	1MHz	10Hz	Average Value
Limit: (Field strength of the fundamental signal)	Frequency		Limit (dBuV/m @3m)		Remark
	2400MHz-2483.5MHz		94.00		Average Value
Limit: (Spurious Emissions)	Frequency		Limit (dBuV/m @3m)		Remark
	30MHz-88MHz		40.00		Quasi-peak Value
	88MHz-216MHz		43.50		Quasi-peak Value
	216MHz-960MHz		46.00		Quasi-peak Value
	960MHz-1GHz		54.00		Quasi-peak Value
	Above 1GHz		54.00		Average Value
			74.00		Peak Value
Limit: (band edge)	Emissions radiated outside of the specified frequency bands, except for harmonics, shall be attenuated by at least 50 dB below the level of the fundamental or to the general radiated emission limits in Section 15.209, whichever is the lesser attenuation.				
Test setup:	Below 1GHz				
	<div></div>				
	Above 1GHz				

	
<p>Test Procedure:</p>	<ol style="list-style-type: none"> <li>1. The EUT was placed on the top of a rotating table 0.8m(&lt;1GHz) or 1.5m (&gt;1GHz) above the ground at a 3 meter camber. The table was rotated 360 degrees to determine highest radiation.</li> <li>2. The EUT was set 3 meters away from the interference-receiving antenna, which was mounted on the top of a variable-height antenna tower.</li> <li>3. The antenna height is varied from one meter to four meters above the ground to determine the maximum value of the field strength. Both horizontal and vertical polarizations of the antenna are set to make the measurement.</li> <li>4. For each suspected emission, the EUT was arranged to its worst case and then the antenna was tuned to heights from 1 meter to 4 meters and the rota table was turned from 0 degrees to 360 degrees to find the maximum reading.</li> <li>5. The test-receiver system was set to Peak Detect Function and Specified Bandwidth with Maximum Hold Mode.</li> <li>6. If the emission level of the EUT in peak mode was 10dB lower than the limit specified, then testing could be stopped and the peak values of the EUT would be reported. Otherwise the emissions that did not have 10dB margin would be re-tested one by one using peak, quasi-peak or average method as specified and then reported in a data sheet.</li> </ol>
<p>Test Instruments:</p>	<p>Refer to section 6.0 for details</p>
<p>Test mode:</p>	<p>Refer to section 5.3 for details</p>
<p>Test results:</p>	<p>Pass</p>

## Measurement data:



### 7.3.1 Field Strength of The Fundamental Signal

#### Peak value:

Frequency (MHz)	Read Level (dBuV)	Antenna Factor (dB/m)	Cable Loss (dB)	Preamplifier Factor (dB)	Level (dBuV/m)	Limit Line (dBuV/m)	Over Limit (dB)	polarization
2402.00	91.76	27.58	5.39	30.18	94.55	114.00	-19.45	Vertical
2402.00	89.22	27.58	5.39	30.18	92.01	114.00	-21.99	Horizontal
2441.00	90.10	27.55	5.43	30.06	93.02	114.00	-20.98	Vertical
2441.00	88.23	27.55	5.43	30.06	91.15	114.00	-22.85	Horizontal
2480.00	92.88	27.52	5.47	29.93	95.94	114.00	-18.06	Vertical
2480.00	89.75	27.52	5.47	29.93	92.81	114.00	-21.19	Horizontal

#### Average value:

Frequency (MHz)	Read Level (dBuV)	Antenna Factor (dB/m)	Cable Loss (dB)	Preamplifier Factor (dB)	Level (dBuV/m)	Limit Line (dBuV/m)	Over Limit (dB)	polarization
2402.00	81.01	27.58	5.39	30.18	83.80	94.00	-10.20	Vertical
2402.00	78.51	27.58	5.39	30.18	81.30	94.00	-12.71	Horizontal
2441.00	79.16	27.55	5.43	30.06	82.08	94.00	-11.92	Vertical
2441.00	76.25	27.55	5.43	30.06	79.17	94.00	-14.83	Horizontal
2480.00	82.24	27.52	5.47	29.93	85.30	94.00	-8.70	Vertical
2480.00	79.03	27.52	5.47	29.93	82.09	94.00	-11.91	Horizontal



### 7.3.2 Spurious emissions

#### ■ Below 1GHz

Frequency (MHz)	Read Level (dBuV)	Antenna Factor (dB/m)	Cable Loss (dB)	Preamplifier Factor (dB)	Level (dBuV/m)	Limit Line (dBuV/m)	Over Limit (dB)	polarization
44.43	44.55	15.55	0.71	30.02	30.79	40.00	-9.21	Vertical
84.70	36.09	12.16	1.07	29.77	19.55	40.00	-20.45	Vertical
128.11	48.92	11.22	1.42	29.52	32.04	43.50	-11.46	Vertical
304.61	42.04	15.13	2.38	29.97	29.58	46.00	-16.42	Vertical
647.39	25.54	20.62	3.91	29.25	20.82	46.00	-25.18	Vertical
897.00	24.44	23.05	4.83	29.10	23.22	46.00	-22.78	Vertical
63.09	46.58	13.50	0.89	29.90	31.07	40.00	-8.93	Horizontal
133.15	44.85	10.67	1.46	29.49	27.49	43.50	-16.01	Horizontal
225.31	42.83	13.41	1.99	29.44	28.79	46.00	-17.21	Horizontal
366.82	43.60	16.48	2.70	29.65	33.13	46.00	-12.87	Horizontal
480.53	34.67	18.07	3.22	29.34	26.62	46.00	-19.38	Horizontal
714.17	29.31	21.00	4.14	29.20	25.25	46.00	-20.75	Horizontal





## Shenzhen EBO Technology Co., Ltd.

Report No.: EBO1601006-E220

Page 17 of 30

### ■ Above 1GHz

Test channel:	Lowest channel
---------------	----------------

#### Peak value:

Frequency (MHz)	Read Level (dBuV)	Antenna Factor (dB/m)	Cable Loss (dB)	Preamplifier Factor (dB)	Level (dBuV/m)	Limit Line (dBuV/m)	Over Limit (dB)	polarization
4804.00	37.20	31.78	8.60	32.09	45.49	74.00	-28.51	Vertical
7206.00	31.76	36.15	11.65	32.00	47.56	74.00	-26.44	Vertical
9608.00	31.40	37.95	14.14	31.62	51.87	74.00	-22.13	Vertical
12010.00	*					74.00		Vertical
14412.00	*					74.00		Vertical
4804.00	41.46	31.78	8.60	32.09	49.75	74.00	-24.25	Horizontal
7206.00	33.50	36.15	11.65	32.00	49.30	74.00	-24.70	Horizontal
9608.00	30.82	37.95	14.14	31.62	51.29	74.00	-22.71	Horizontal
12010.00	*					74.00		Horizontal
14412.00	*					74.00		Horizontal

#### Average value:

Frequency (MHz)	Read Level (dBuV)	Antenna Factor (dB/m)	Cable Loss (dB)	Preamplifier Factor (dB)	Level (dBuV/m)	Limit Line (dBuV/m)	Over Limit (dB)	polarization
4804.00	26.03	31.78	8.60	32.09	34.32	54.00	-19.68	Vertical
7206.00	20.46	36.15	11.65	32.00	36.26	54.00	-17.74	Vertical
9608.00	19.54	37.95	14.14	31.62	40.01	54.00	-13.99	Vertical
12010.00	*					54.00		Vertical
14412.00	*					54.00		Vertical
4804.00	30.25	31.78	8.60	32.09	38.54	54.00	-15.46	Horizontal
7206.00	22.62	36.15	11.65	32.00	38.42	54.00	-15.58	Horizontal
9608.00	19.26	37.95	14.14	31.62	39.73	54.00	-14.27	Horizontal
12010.00	*					54.00		Horizontal
14412.00	*					54.00		Horizontal

#### Remark:

1. Final Level = Receiver Read level + Antenna Factor + Cable Loss – Preamplifier Factor
2. The emission levels of other frequencies are very lower than the limit and not show in test report.
3. “\*”, means this data is the too weak instrument of signal is unable to test.

This document is issued by the Company subject to its General Conditions of Service printed overleaf, available on request or accessible at <http://www.ebotech.cn> and, for electronic format documents, subject to Terms and Conditions for Electronic Documents at <http://www.ebotech.cn>. Attention is drawn to the limitation of liability, indemnification and jurisdiction issues defined therein. Any holder of this document is advised that information contained hereon reflects the Company's findings at the time of its intervention only and within the limits of Client's instructions, if any. The Company's sole responsibility is to its Client and this document does not exonerate parties to a transaction from exercising all their rights and obligations under the transaction documents. This document cannot be reproduced except in full, without prior written approval of the Company. Any unauthorized alteration, forgery or falsification of the content or appearance of this document is unlawful and offenders may be prosecuted to the fullest extent of the law. Unless otherwise stated the results shown in this test report refer only to the sample(s) tested and such sample(s) are retained for 90 days only."



## Shenzhen EBO Technology Co., Ltd.

Report No.: EBO1601006-E220

Page 18 of 30

Test channel:	Middle channel
---------------	----------------

### Peak value:

Frequency (MHz)	Read Level (dBuV)	Antenna Factor (dB/m)	Cable Loss (dB)	Preamplifier Factor (dB)	Level (dBuV/m)	Limit Line (dBuV/m)	Over Limit (dB)	polarization
4882.00	34.87	31.85	8.67	32.12	43.27	74.00	-30.73	Vertical
7323.00	30.21	36.37	11.72	31.89	46.41	74.00	-27.59	Vertical
9764.00	30.03	38.35	14.25	31.62	51.01	74.00	-22.99	Vertical
12205.00	*					74.00		Vertical
14646.00	*					74.00		Vertical
4882.00	38.65	31.85	8.67	32.12	47.05	74.00	-26.95	Horizontal
7323.00	31.75	36.37	11.72	31.89	47.95	74.00	-26.05	Horizontal
9764.00	29.22	38.35	14.25	31.62	50.20	74.00	-23.80	Horizontal
12205.00	*					74.00		Horizontal
14646.00	*					74.00		Horizontal

### Average value:

Frequency (MHz)	Read Level (dBuV)	Antenna Factor (dB/m)	Cable Loss (dB)	Preamplifier Factor (dB)	Level (dBuV/m)	Limit Line (dBuV/m)	Over Limit (dB)	polarization
4882.00	24.14	31.85	8.67	32.12	32.54	54.00	-21.46	Vertical
7323.00	19.18	36.37	11.72	31.89	35.38	54.00	-18.62	Vertical
9764.00	18.40	38.35	14.25	31.62	39.38	54.00	-14.62	Vertical
12205.00	*					54.00		Vertical
14646.00	*					54.00		Vertical
4882.00	28.10	31.85	8.67	32.12	36.50	54.00	-17.50	Horizontal
7323.00	21.19	36.37	11.72	31.89	37.39	54.00	-16.61	Horizontal
9764.00	17.93	38.35	14.25	31.62	38.91	54.00	-15.09	Horizontal
12205.00	*					54.00		Horizontal
14646.00	*					54.00		Horizontal

### Remark:

1. *Final Level = Receiver Read level + Antenna Factor + Cable Loss – Preamplifier Factor*
2. *The emission levels of other frequencies are very lower than the limit and not show in test report.*
3. *“\*” , means this data is the too weak instrument of signal is unable to test.*

This document is issued by the Company subject to its General Conditions of Service printed overleaf, available on request or accessible at <http://www.ebotech.cn> and, for electronic format documents, subject to Terms and Conditions for Electronic Documents at <http://www.ebotech.cn>. Attention is drawn to the limitation of liability, indemnification and jurisdiction issues defined therein. Any holder of this document is advised that information contained hereon reflects the Company's findings at the time of its intervention only and within the limits of Client's instructions, if any. The Company's sole responsibility is to its Client and this document does not exonerate parties to a transaction from exercising all their rights and obligations under the transaction documents. This document cannot be reproduced except in full, without prior written approval of the Company. Any unauthorized alteration, forgery or falsification of the content or appearance of this document is unlawful and offenders may be prosecuted to the fullest extent of the law. Unless otherwise stated the results shown in this test report refer only to the sample(s) tested and such sample(s) are retained for 90 days only."



## Shenzhen EBO Technology Co., Ltd.

Report No.: EBO1601006-E220

Page 19 of 30

Test channel:	Highest channel
---------------	-----------------

### Peak value:

Frequency (MHz)	Read Level (dBuV)	Antenna Factor (dB/m)	Cable Loss (dB)	Preamplifier Factor (dB)	Level (dBuV/m)	Limit Line (dBuV/m)	Over Limit (dB)	polarization
4960.00	35.69	31.93	8.73	32.16	44.19	74.00	-29.81	Vertical
7440.00	30.76	36.59	11.79	31.78	47.36	74.00	-26.64	Vertical
9920.00	30.52	38.81	14.38	31.88	51.83	74.00	-22.17	Vertical
12400.00	*					74.00		Vertical
14880.00	*					74.00		Vertical
4960.00	39.65	31.93	8.73	32.16	48.15	74.00	-25.85	Horizontal
7440.00	32.37	36.59	11.79	31.78	48.97	74.00	-25.03	Horizontal
9920.00	29.79	38.81	14.38	31.88	51.10	74.00	-22.90	Horizontal
12400.00	*					74.00		Horizontal
14880.00	*					74.00		Horizontal

### Average value:

Frequency (MHz)	Read Level (dBuV)	Antenna Factor (dB/m)	Cable Loss (dB)	Preamplifier Factor (dB)	Level (dBuV/m)	Limit Line (dBuV/m)	Over Limit (dB)	polarization
4960.00	24.85	31.93	8.73	32.16	33.35	54.00	-20.65	Vertical
7440.00	19.65	36.59	11.79	31.78	36.25	54.00	-17.75	Vertical
9920.00	18.83	38.81	14.38	31.88	40.14	54.00	-13.86	Vertical
12400.00	*					54.00		Vertical
14880.00	*					54.00		Vertical
4960.00	28.90	31.93	8.73	32.16	37.40	54.00	-16.60	Horizontal
7440.00	21.72	36.59	11.79	31.78	38.32	54.00	-15.68	Horizontal
9920.00	18.43	38.81	14.38	31.88	39.74	54.00	-14.26	Horizontal
12400.00	*					54.00		Horizontal
14880.00	*					54.00		Horizontal

### Remark:

1. Final Level = Receiver Read level + Antenna Factor + Cable Loss – Preamplifier Factor
2. The emission levels of other frequencies are very lower than the limit and not show in test report.
3. “\*”, means this data is too weak instrument of signal is unable to test.

This document is issued by the Company subject to its General Conditions of Service printed overleaf, available on request or accessible at <http://www.ebotek.cn> and, for electronic format documents, subject to Terms and Conditions for Electronic Documents at <http://www.ebotek.cn>. Attention is drawn to the limitation of liability, indemnification and jurisdiction issues defined therein. Any holder of this document is advised that information contained hereon reflects the Company's findings at the time of its intervention only and within the limits of Client's instructions, if any. The Company's sole responsibility is to its Client and this document does not exonerate parties to a transaction from exercising all their rights and obligations under the transaction documents. This document cannot be reproduced except in full, without prior written approval of the Company. Any unauthorized alteration, forgery or falsification of the content or appearance of this document is unlawful and offenders may be prosecuted to the fullest extent of the law. Unless otherwise stated the results shown in this test report refer only to the sample(s) tested and such sample(s) are retained for 90 days only."

**7.3.3 Bandedge emissions**

*All of the restriction bands were tested, and only the data of worst case was exhibited.*

Test channel:	Lowest channel
---------------	----------------

**Peak value:**

Frequency (MHz)	Read Level (dBuV)	Antenna Factor (dB/m)	Cable Loss (dB)	Preamplifier Factor (dB)	Level (dBuV/m)	Limit Line (dBuV/m)	Over Limit (dB)	Polarization
2390.00	41.04	27.59	5.38	30.18	43.83	74.00	-30.17	Horizontal
2400.00	53.98	27.58	5.39	30.18	56.77	74.00	-17.23	Horizontal
2390.00	41.42	27.59	5.38	30.18	44.21	74.00	-29.79	Vertical
2400.00	54.67	27.58	5.39	30.18	57.46	74.00	-16.54	Vertical

**Average value:**

Frequency (MHz)	Read Level (dBuV)	Antenna Factor (dB/m)	Cable Loss (dB)	Preamplifier Factor (dB)	Level (dBuV/m)	Limit Line (dBuV/m)	Over Limit (dB)	Polarization
2390.00	32.01	27.59	5.38	30.18	34.80	54.00	-19.20	Horizontal
2400.00	40.04	27.58	5.39	30.18	42.83	54.00	-11.18	Horizontal
2390.00	31.82	27.59	5.38	30.18	34.61	54.00	-19.39	Vertical
2400.00	40.17	27.58	5.39	30.18	42.96	54.00	-11.04	Vertical

Test channel:	Highest channel
---------------	-----------------

**Peak value:**

Frequency (MHz)	Read Level (dBuV)	Antenna Factor (dB/m)	Cable Loss (dB)	Preamplifier Factor (dB)	Level (dBuV/m)	Limit Line (dBuV/m)	Over Limit (dB)	Polarization
2483.50	42.93	27.53	5.47	29.93	46.00	74.00	-28.00	Horizontal
2500.00	42.45	27.55	5.49	29.93	45.56	74.00	-28.44	Horizontal
2483.50	43.46	27.53	5.47	29.93	46.53	74.00	-27.47	Vertical
2500.00	43.27	27.55	5.49	29.93	46.38	74.00	-27.62	Vertical

**Average value:**

Frequency (MHz)	Read Level (dBuV)	Antenna Factor (dB/m)	Cable Loss (dB)	Preamplifier Factor (dB)	Level (dBuV/m)	Limit Line (dBuV/m)	Over Limit (dB)	Polarization
2483.50	34.81	27.53	5.47	29.93	37.88	54.00	-16.12	Horizontal
2500.00	33.08	27.55	5.49	29.93	36.19	54.00	-17.81	Horizontal
2483.50	35.87	27.53	5.47	29.93	38.94	54.00	-15.06	Vertical
2500.00	32.85	27.55	5.49	29.93	35.96	54.00	-18.04	Vertical

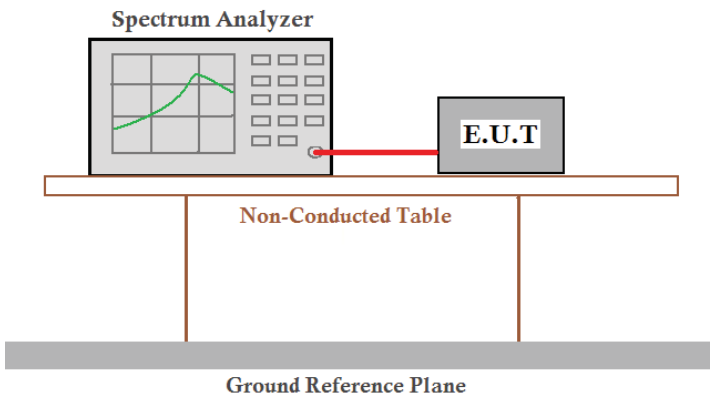
**Remark:**

1. Final Level = Receiver Read level + Antenna Factor + Cable Loss – Preamplifier Factor

This document is issued by the Company subject to its General Conditions of Service printed overleaf, available on request or accessible at <http://www.ebotech.cn> and, for electronic format documents, subject to Terms and Conditions for Electronic Documents at <http://www.ebotech.cn>. Attention is drawn to the limitation of liability, indemnification and jurisdiction issues defined therein. Any holder of this document is advised that information contained hereon reflects the Company's findings at the time of its intervention only and within the limits of Client's instructions, if any. The Company's sole responsibility is to its Client and this document does not exonerate parties to a transaction from exercising all their rights and obligations under the transaction documents. This document cannot be reproduced except in full, without prior written approval of the Company. Any unauthorized alteration, forgery or falsification of the content or appearance of this document is unlawful and offenders may be prosecuted to the fullest extent of the law. Unless otherwise stated the results shown in this test report refer only to the sample(s) tested and such sample(s) are retained for 90 days only."



#### 7.4 20dB Occupy Bandwidth

Test Requirement:	FCC Part15 C Section 15.249/15.215
Test Method:	ANSI C63.10:2013
Limit:	Operation Frequency range 2400MHz~2483.5MHz
Test setup:	
Test Instruments:	Refer to section 6.0 for details
Test mode:	Refer to section 5.3 for details
Test results:	Pass

#### Measurement Data

Test channel	20dB bandwidth(MHz)	Result
Lowest	0.835	Pass
Middle	0.827	Pass
Highest	0.826	Pass

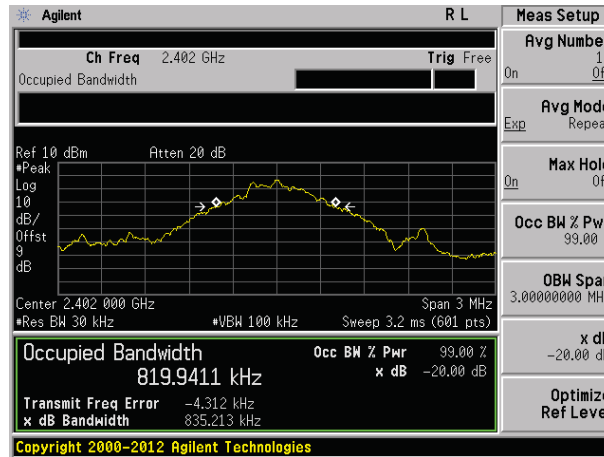
Test plot as follows:



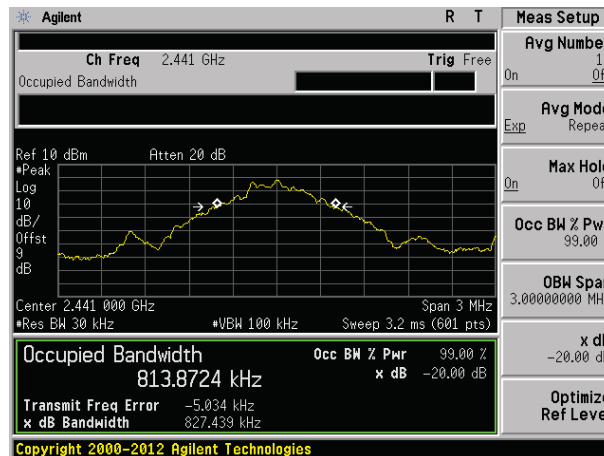
## Shenzhen EBO Technology Co., Ltd.

Report No.: EBO1601006-E220

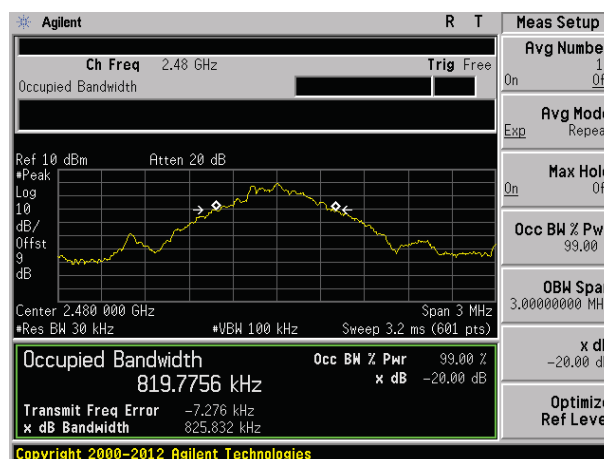
Page 22 of 30



Lowest channel



Middle channel



Highest channel



This document is issued by the Company subject to its General Conditions of Service printed overleaf, available on request or accessible at <http://www.ebotech.cn> and, for electronic format documents, subject to Terms and Conditions for Electronic Documents at <http://www.ebotech.cn>. Attention is drawn to the limitation of liability, indemnification and jurisdiction issues defined therein. Any holder of this document is advised that information contained hereon reflects the Company's findings at the time of its intervention only and within the limits of Client's instructions, if any. The Company's sole responsibility is to its Client and this document does not exonerate parties to a transaction from exercising all their rights and obligations under the transaction documents. This document cannot be reproduced except in full, without prior written approval of the Company. Any unauthorized alteration, forgery or falsification of the content or appearance of this document is unlawful and offenders may be prosecuted to the fullest extent of the law. Unless otherwise stated the results shown in this test report refer only to the sample(s) tested and such sample(s) are retained for 90 days only."





## 8 Test Setup Photo

Radiated Emission



This document is issued by the Company subject to its General Conditions of Service printed overleaf, available on request or accessible at <http://www.ebotech.cn> and, for electronic format documents, subject to Terms and Conditions for Electronic Documents at <http://www.ebotech.cn>. Attention is drawn to the limitation of liability, indemnification and jurisdiction issues defined therein. Any holder of this document is advised that information contained hereon reflects the Company's findings at the time of its intervention only and within the limits of Client's instructions, if any. The Company's sole responsibility is to its Client and this document does not exonerate parties to a transaction from exercising all their rights and obligations under the transaction documents. This document cannot be reproduced except in full, without prior written approval of the Company. Any unauthorized alteration, forgery or falsification of the content or appearance of this document is unlawful and offenders may be prosecuted to the fullest extent of the law. Unless otherwise stated the results shown in this test report refer only to the sample(s) tested and such sample(s) are retained for 90 days only."



Conducted Emission








## 9 EUT Constructional Details



This document is issued by the Company subject to its General Conditions of Service printed overleaf, available on request or accessible at <http://www.ebotech.cn> and, for electronic format documents, subject to Terms and Conditions for Electronic Documents at <http://www.ebotech.cn>. Attention is drawn to the limitation of liability, indemnification and jurisdiction issues defined therein. Any holder of this document is advised that information contained hereon reflects the Company's findings at the time of its intervention only and within the limits of Client's instructions, if any. The Company's sole responsibility is to its Client and this document does not exonerate parties to a transaction from exercising all their rights and obligations under the transaction documents. This document cannot be reproduced except in full, without prior written approval of the Company. Any unauthorized alteration, forgery or falsification of the content or appearance of this document is unlawful and offenders may be prosecuted to the fullest extent of the law. Unless otherwise stated the results shown in this test report refer only to the sample(s) tested and such sample(s) are retained for 90 days only."



This document is issued by the Company subject to its General Conditions of Service printed overleaf, available on request or accessible at <http://www.ebotech.cn> and, for electronic format documents, subject to Terms and Conditions for Electronic Documents at <http://www.ebotech.cn>. Attention is drawn to the limitation of liability, indemnification and jurisdiction issues defined therein. Any holder of this document is advised that information contained hereon reflects the Company's findings at the time of its intervention only and within the limits of Client's instructions, if any. The Company's sole responsibility is to its Client and this document does not exonerate parties to a transaction from exercising all their rights and obligations under the transaction documents. This document cannot be reproduced except in full, without prior written approval of the Company. Any unauthorized alteration, forgery or falsification of the content or appearance of this document is unlawful and offenders may be prosecuted to the fullest extent of the law. Unless otherwise stated the results shown in this test report refer only to the sample(s) tested and such sample(s) are retained for 90 days only."





## Shenzhen EBO Technology Co., Ltd.

Report No.: EBO1601006-E220  
Page 27 of 30





This document is issued by the Company subject to its General Conditions of Service printed overleaf, available on request or accessible at <http://www.ebotech.cn> and, for electronic format documents, subject to Terms and Conditions for Electronic Documents at <http://www.ebotech.cn>. Attention is drawn to the limitation of liability, indemnification and jurisdiction issues defined therein. Any holder of this document is advised that information contained hereon reflects the Company's findings at the time of its intervention only and within the limits of Client's instructions, if any. The Company's sole responsibility is to its Client and this document does not exonerate parties to a transaction from exercising all their rights and obligations under the transaction documents. This document cannot be reproduced except in full, without prior written approval of the Company. Any unauthorized alteration, forgery or falsification of the content or appearance of this document is unlawful and offenders may be prosecuted to the fullest extent of the law. Unless otherwise stated the results shown in this test report refer only to the sample(s) tested and such sample(s) are retained for 90 days only."



## Shenzhen EBO Technology Co., Ltd.

Report No.: EBO1601006-E220  
Page 28 of 30





This document is issued by the Company subject to its General Conditions of Service printed overleaf, available on request or accessible at <http://www.ebotech.cn> and, for electronic format documents, subject to Terms and Conditions for Electronic Documents at <http://www.ebotech.cn>. Attention is drawn to the limitation of liability, indemnification and jurisdiction issues defined therein. Any holder of this document is advised that information contained hereon reflects the Company's findings at the time of its intervention only and within the limits of Client's instructions, if any. The Company's sole responsibility is to its Client and this document does not exonerate parties to a transaction from exercising all their rights and obligations under the transaction documents. This document cannot be reproduced except in full, without prior written approval of the Company. Any unauthorized alteration, forgery or falsification of the content or appearance of this document is unlawful and offenders may be prosecuted to the fullest extent of the law. Unless otherwise stated the results shown in this test report refer only to the sample(s) tested and such sample(s) are retained for 90 days only."





## Shenzhen EBO Technology Co., Ltd.

Report No.: EBO1601006-E220  
Page 29 of 30





This document is issued by the Company subject to its General Conditions of Service printed overleaf, available on request or accessible at <http://www.ebotech.cn> and, for electronic format documents, subject to Terms and Conditions for Electronic Documents at <http://www.ebotech.cn>. Attention is drawn to the limitation of liability, indemnification and jurisdiction issues defined therein. Any holder of this document is advised that information contained hereon reflects the Company's findings at the time of its intervention only and within the limits of Client's instructions, if any. The Company's sole responsibility is to its Client and this document does not exonerate parties to a transaction from exercising all their rights and obligations under the transaction documents. This document cannot be reproduced except in full, without prior written approval of the Company. Any unauthorized alteration, forgery or falsification of the content or appearance of this document is unlawful and offenders may be prosecuted to the fullest extent of the law. Unless otherwise stated the results shown in this test report refer only to the sample(s) tested and such sample(s) are retained for 90 days only."



## Shenzhen EBO Technology Co., Ltd.

Report No.: EBO1601006-E220

Page 30 of 30



-----End-----

This document is issued by the Company subject to its General Conditions of Service printed overleaf, available on request or accessible at <http://www.ebotech.cn> and, for electronic format documents, subject to Terms and Conditions for Electronic Documents at <http://www.ebotech.cn>. Attention is drawn to the limitation of liability, indemnification and jurisdiction issues defined therein. Any holder of this document is advised that information contained hereon reflects the Company's findings at the time of its intervention only and within the limits of Client's instructions, if any. The Company's sole responsibility is to its Client and this document does not exonerate parties to a transaction from exercising all their rights and obligations under the transaction documents. This document cannot be reproduced except in full, without prior written approval of the Company. Any unauthorized alteration, forgery or falsification of the content or appearance of this document is unlawful and offenders may be prosecuted to the fullest extent of the law. Unless otherwise stated the results shown in this test report refer only to the sample(s) tested and such sample(s) are retained for 90 days only."