



FCC Test Report

FCC ID : 2AG0Z-F8MZ
Equipment : VR Headset
Brand Name : **Oculus**
Model Name : MH-B
Applicant : Facebook Technologies, LLC
1 Hacker Way, Menlo Park, CA 94025, USA
Manufacturer : Facebook Technologies, LLC
1 Hacker Way, Menlo Park, CA 94025, USA
Standard : 47 CFR FCC Part 15.247

The product was received on Jul. 25, 2018, and testing was started from Oct. 11, 2018 and completed on Nov. 07, 2018. . We, SPORTON INTERNATIONAL INC. EMC & Wireless Communications Laboratory, would like to declare that the tested sample has been evaluated in accordance with the procedures given in ANSI C63.10-2013 and shown compliance with the applicable technical standards.

The report must not be used by the client to claim product certification, approval, or endorsement by TAF or any agency of government.

The test results in this report apply exclusively to the tested model / sample. Without written approval of SPORTON INTERNATIONAL INC. EMC & Wireless Communications Laboratory, the test report shall not be reproduced except in full.



Approved by: Allen Lin

SPORTON INTERNATIONAL INC. EMC & Wireless Communications Laboratory

No. 52, Huaya 1st Rd., Guishan Dist., Taoyuan City, Taiwan (R.O.C.)



Table of Contents

HISTORY OF THIS TEST REPORT3

SUMMARY OF TEST RESULT4

1 GENERAL DESCRIPTION5

1.1 Information.....5

1.2 Testing Applied Standards8

1.3 Testing Location Information8

1.4 Measurement Uncertainty8

2 TEST CONFIGURATION OF EUT.....9

2.1 Test Condition9

2.2 Test Channel Mode9

2.3 The Worst Case Measurement Configuration.....9

2.4 Accessories10

2.5 Support Equipment.....10

2.6 Test Setup Diagram11

3 TRANSMITTER TEST RESULT12

3.1 AC Power-line Conducted Emissions12

3.2 DTS Bandwidth.....13

3.3 Maximum Conducted Output Power14

3.4 Power Spectral Density16

3.5 Emissions in Non-restricted Frequency Bands17

3.6 Emissions in Restricted Frequency Bands.....18

4 TEST EQUIPMENT AND CALIBRATION DATA21

APPENDIX A. TEST RESULTS OF AC POWER-LINE CONDUCTED EMISSIONS

APPENDIX B. TEST RESULTS OF DTS BANDWIDTH

APPENDIX C. TEST RESULTS OF MAXIMUM CONDUCTED OUTPUT POWER

APPENDIX D. TEST RESULTS OF POWER SPECTRAL DENSITY

APPENDIX E. TEST RESULTS OF EMISSIONS IN NON-RESTRICTED FREQUENCY BANDS

APPENDIX F. TEST RESULTS OF EMISSIONS IN RESTRICTED FREQUENCY BANDS

APPENDIX G. TEST PHOTOS

PHOTOGRAPHS OF EUT V01



History of this test report

Report No.	Version	Description	Issued Date
FR8O0804AC	01	Initial issue of report	Nov. 19, 2018
FR8O0804AC	02	1. Revise Typo 2. Maximum Conducted Output Power was evaluated	Nov. 30, 2018



Summary of Test Result

Report Clause	Ref. Std. Clause	Test Items	Result (PASS/FAIL)	Remark
1.1.2	15.203	Antenna Requirement	PASS	FCC 15.203
3.1	15.207	AC Power-line Conducted Emissions	PASS	FCC 15.207
3.2	15.247(a)	DTS Bandwidth	PASS	≥500kHz
3.3	15.247(b)	Maximum Conducted Output Power	PASS	Power [dBm]: 30
3.4	15.247(e)	Power Spectral Density	PASS	PSD [dBm/3kHz]: 8
3.5	15.247(d)	Emissions in Non-restricted Frequency Bands	PASS	Non-Restricted Bands: > 30 dBc
3.6	15.247(d)	Emissions in Restricted Frequency Bands	PASS	Restricted Bands: FCC 15.209

Declaration of Conformity:

The judgment of conformity in the report is based on the measurement results excluding the measurement uncertainty.

Comments and explanations:

None

Reviewed by: Sam Chen

Report Producer: Ann Hou

1 General Description

1.1 Information

1.1.1 RF General Information

Frequency Range (MHz)	IEEE Std. 802.11	Ch. Frequency (MHz)	Channel Number
2400-2483.5	b, g, n (HT20)	2412-2462	1-11 [11]

Band	Mode	BWch (MHz)	Nant
2.4-2.4835GHz	802.11b	20	2TX
2.4-2.4835GHz	802.11g	20	2TX
2.4-2.4835GHz	802.11n HT20	20	2TX

Note:

- ◆ 11b mode uses a combination of DSSS-DBPSK, DQPSK, CCK modulation.
- ◆ 11g, HT20 use a combination of OFDM-BPSK, QPSK, 16QAM, 64QAM modulation.
- ◆ BWch is the nominal channel bandwidth.
- ◆ Nss 1 = Stream 1 ; Nss 2 = Stream 2.

1.1.2 Antenna Information

Ant.	Port	Brand	Model Name	Antenna Type	Connector
1	1	-	-	PIFA	I-PEX
2	2	-	-	PIFA	I-PEX
3	-	-	-	Monopole	I-PEX

Ant.	Gain (dBi) - Maximum Peak Gain								BT	GFSK
	2.4G			5G						
	2412MHz	2437MHz	2462MHz	U-NII-1	U-NII-2A	U-NII-2C	U-NII-3			
1	2.92	3.24	3.30	4.28	4.28	3.34	2.21	3.3	-	
2	2.56	2.52	2.56	4.04	4.04	4.56	4.93	-	-	
3	-	-	-	-	-	-	-	-	3.8	

2TX Stream	DG Gain (dBi) - Correlated Gain						
	2.4G			5G			
	2412MHz	2437MHz	2462MHz	U-NII-1	U-NII-2A	U-NII-2C	U-NII-3
1	5.56	5.77	5.95	6.93	6.93	6.53	6.07
2	2.56	2.77	2.95	3.92	3.92	3.52	3.16

Note 1: The EUT has three antennas.

Note 2: Ant. 1 = port 1 = Chain 0 = Right ; Ant. 2 = port 2 = Chain 1 = Left.



For 2.4GHz function:

For IEEE 802.11 b/g/n mode (2TX/2RX)
Only supports 2X2 MIMO configuration.

For 5GHz function:

For IEEE 802.11 a/n/ac mode (2TX/2RX)
Only supports 2X2 MIMO configuration.

For BT function:

For IEEE 802.15.1 Bluetooth mode (1TX/1RX)
Only Ant. 1 could transmit/receive simultaneously.

For GFSK function:

For GFSK mode (1TX/1RX)
Only Ant. 3 could transmit/receive simultaneously.

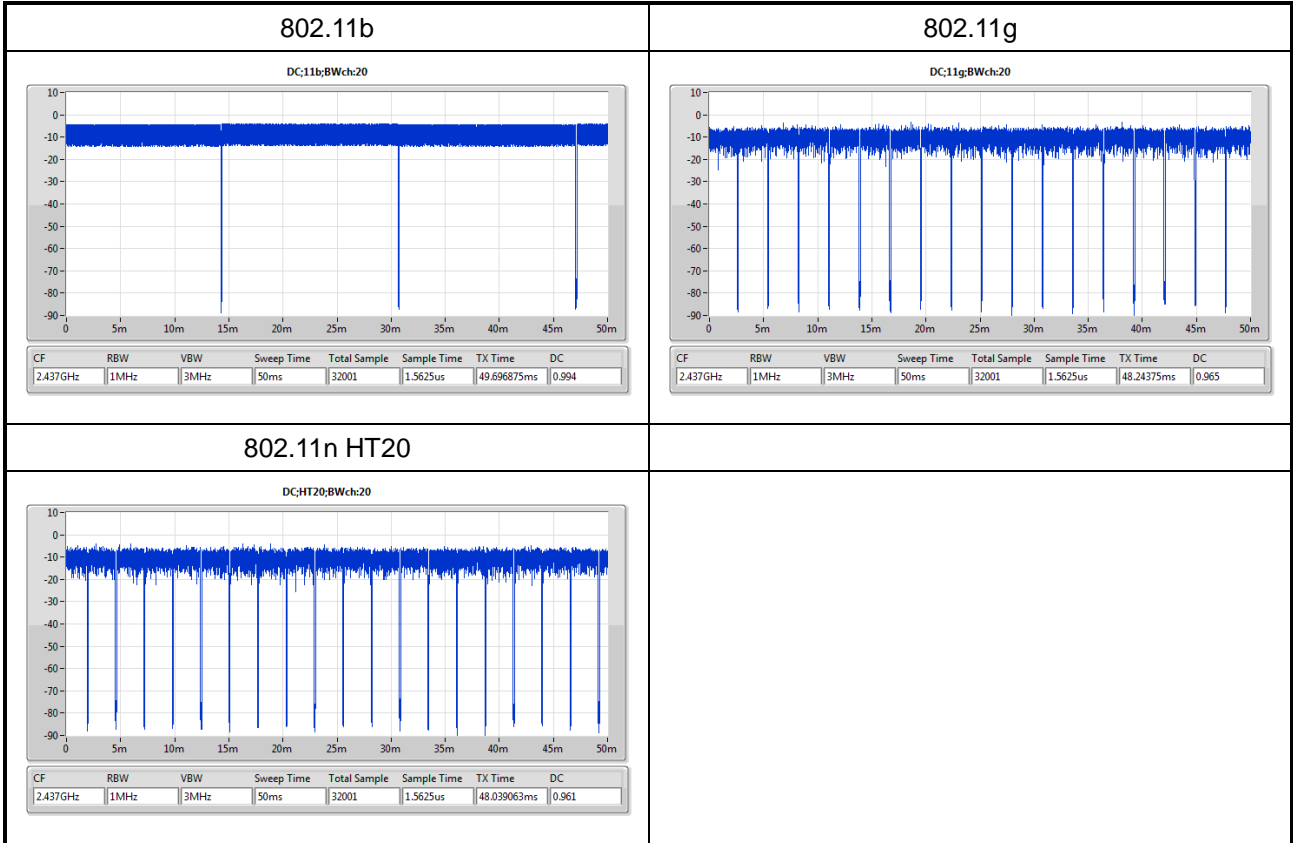
1.1.3 EUT Information

Operational Condition				
EUT Power Type	From host system			
EUT Function	<input type="checkbox"/>	Point-to-multipoint	<input checked="" type="checkbox"/>	Point-to-point
Beamforming Function	<input type="checkbox"/>	With beamforming	<input checked="" type="checkbox"/>	Without beamforming
Type of EUT				
<input checked="" type="checkbox"/>	Stand-alone			
<input type="checkbox"/>	Combined (EUT where the radio part is fully integrated within another device)			
	Combined Equipment - Brand Name / Model No.:		...	
<input type="checkbox"/>	Plug-in radio (EUT intended for a variety of host systems)			
	Host System - Brand Name / Model No.:		...	
<input type="checkbox"/>	Other:			



1.1.4 Mode Test Duty Cycle

Mode	DC	DCF(dB)	T(s)	VBW(Hz) ≥ 1/T
802.11b	0.994	0.026	n/a (DC>=0.98)	n/a (DC>=0.98)
802.11g	0.965	0.155	2.716m	1k
802.11n HT20	0.961	0.173	2.523m	1k



1.2 Testing Applied Standards

According to the specifications of the manufacturer, the EUT must comply with the requirements of the following standards:

- ◆ 47 CFR FCC Part 15
- ◆ ANSI C63.10-2013
- ◆ KDB 558074 D01 v05
- ◆ KDB 662911 D01 v02r01

1.3 Testing Location Information

Testing Location		
<input checked="" type="checkbox"/>	HWA YA	ADD : No. 52, Huaya 1st Rd., Guishan Dist., Taoyuan City, Taiwan (R.O.C.) TEL : 886-3-327-3456 FAX : 886-3-327-0973
Test site Designation No. TW1190 with FCC.		
<input type="checkbox"/>	JHUBEI	ADD : No.8, Ln. 724, Bo'ai St., Zhubei City, Hsinchu County, Taiwan (R.O.C.) TEL : 886-3-656-9065 FAX : 886-3-656-9085
Test site Designation No. TW0006 with FCC.		

Test Condition	Test Site No.	Test Engineer	Test Environment	Test Date
AC Conduction	CO04-HY	Andy	24.8°C / 59%	17/Oct/2018
RF Conducted	TH01-HY	Andy	24.5°C / 63.5%	12/Oct/2018
Radiated	03CH09-HY	Kevin	21°C / 59%	11/Oct/2018
Radiated (co-location)	03CH09-HY	Kevin	22.3°C / 58%	09/Nov/2018

1.4 Measurement Uncertainty

ISO/IEC 17025 requires that an estimate of the measurement uncertainties associated with the emissions test results be included in the report. The measurement uncertainties given below are based on a 95% confidence level (based on a coverage factor (k=2))

Test Items	Uncertainty	Remark
Conducted Emission (150kHz ~ 30MHz)	3.6 dB	Confidence levels of 95%
Radiated Emission (9kHz ~ 30MHz)	3.0 dB	Confidence levels of 95%
Radiated Emission (30MHz ~ 1,000MHz)	4.3 dB	Confidence levels of 95%
Radiated Emission (1GHz ~ 18GHz)	3.9 dB	Confidence levels of 95%
Radiated Emission (18GHz ~ 40GHz)	3.5 dB	Confidence levels of 95%
Conducted Emission	1.3 dB	Confidence levels of 95%
Temperature	0.7 °C	Confidence levels of 95%
Humidity	4 %	Confidence levels of 95%

2 Test Configuration of EUT

2.1 Test Condition

RF Conducted	Abbreviation	Remark
TnomVnom	Tnom	20°C
-	Vnom	3.82V




2.2 Test Channel Mode

Test Software Version	QRCT 3.0.297.0
-----------------------	----------------

2.3 The Worst Case Measurement Configuration

The Worst Case Mode for Following Conformance Tests	
Tests Item	AC power-line conducted emissions
Condition	AC power-line conducted measurement for line and neutral
Operating Mode	CTX
1	USB mode

The Worst Case Mode for Following Conformance Tests	
Tests Item	DTS Bandwidth Maximum Conducted Output Power Power Spectral Density Emissions in Non-restricted Frequency Bands
Test Condition	Conducted measurement at transmit chains

The Worst Case Mode for Following Conformance Tests			
Tests Item	Emissions in Restricted Frequency Bands		
Test Condition	Radiated measurement If EUT consist of multiple antenna assembly (multiple antenna are used in EUT regardless of spatial multiplexing MIMO configuration), the radiated test should be performed with highest antenna gain of each antenna type.		
Operating Mode < 1GHz	CTX		
1	USB mode		
Operating Mode > 1GHz	CTX		
Orthogonal Planes of EUT	X Plane	Y Plane	Z Plane
			
Worst Planes of EUT			V



2.4 Accessories

Accessories				
AC Adapter (US Plug)	Brand Name	oculus	Model Name	AQ15A-050A
	Manufacturer	PHIHONG		
	Power Rating	I/P: 100 - 240Vac, 0.5A, O/P: 5Vdc, 3A		
Type-C USB Cable	In/Out door	In door		
	Cable	2.95 meter, Shielded cable, w/o ferrite core		

Reminder: Regarding to more detail and other information, please refer to user manual.

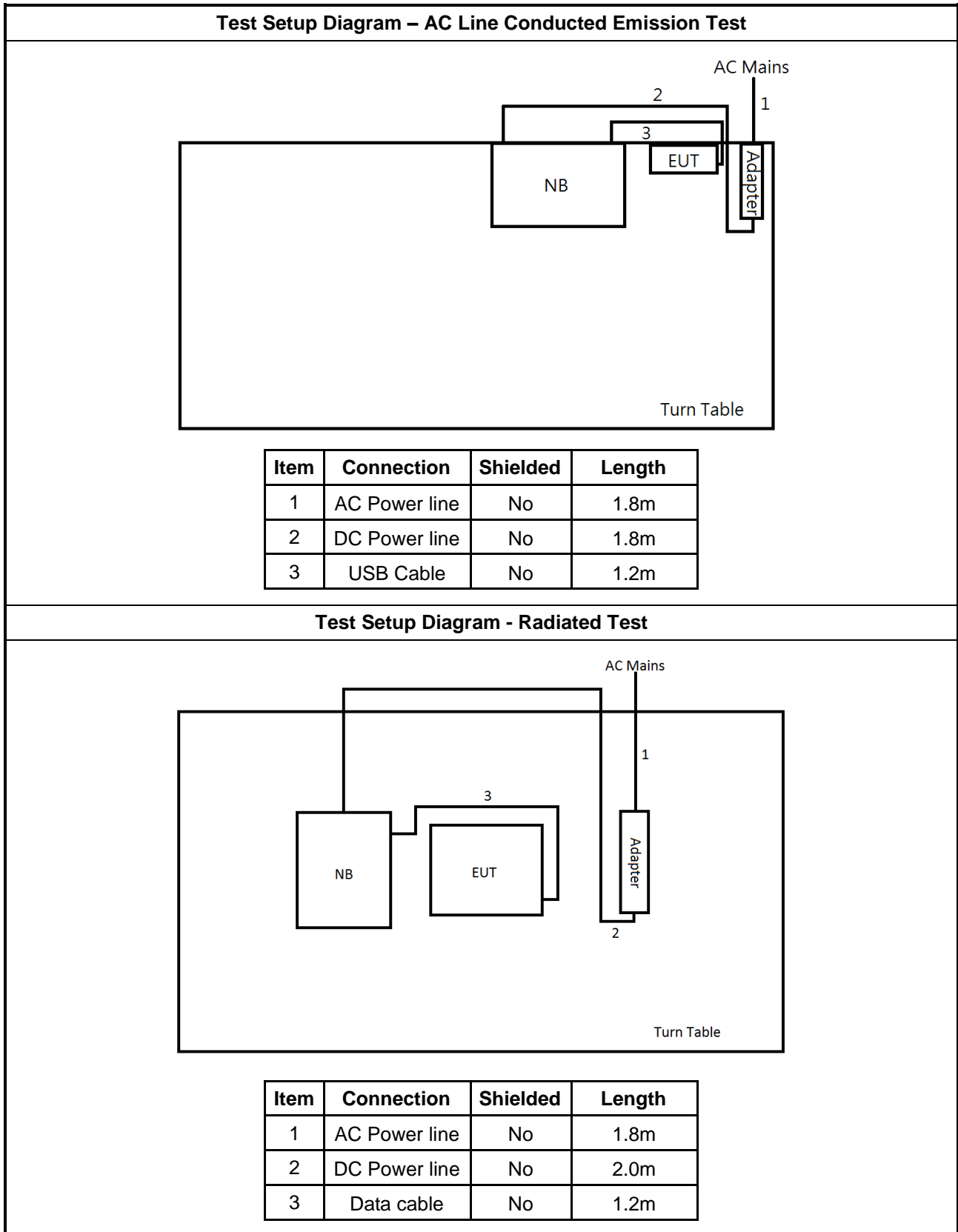
2.5 Support Equipment

Support Equipment – AC Conduction				
No.	Equipment	Brand Name	Model Name	FCC ID
1	Notebook	HP	ProBook5220m	-
2	Mouse(USB)	DELL	MS111-L	-
3	iPod	APPLE	YM719D8YVQ5	-
4	AC adapter	HP	608425-003	-
5	USB Cable	-	-	-

Support Equipment – RF Conducted				
No.	Equipment	Brand Name	Model Name	FCC ID
1	Notebook	DELL	E5410	DoC
2	Adapter for notebook	DELL	HA65NM130	DoC
3	DC Power Supply	GW	GPS-3030DD	-

Support Equipment – Radiated Emission				
No.	Equipment	Brand Name	Model Name	FCC ID
1	Notebook	HP	ProBook5220m	-
2	Adapter for notebook	HP	Series PPP012H-S	-

2.6 Test Setup Diagram



3 Transmitter Test Result

3.1 AC Power-line Conducted Emissions

3.1.1 AC Power-line Conducted Emissions Limit

AC Power-line Conducted Emissions Limit		
Frequency Emission (MHz)	Quasi-Peak	Average
0.15-0.5	66 - 56 *	56 - 46 *
0.5-5	56	46
5-30	60	50

Note 1: * Decreases with the logarithm of the frequency.

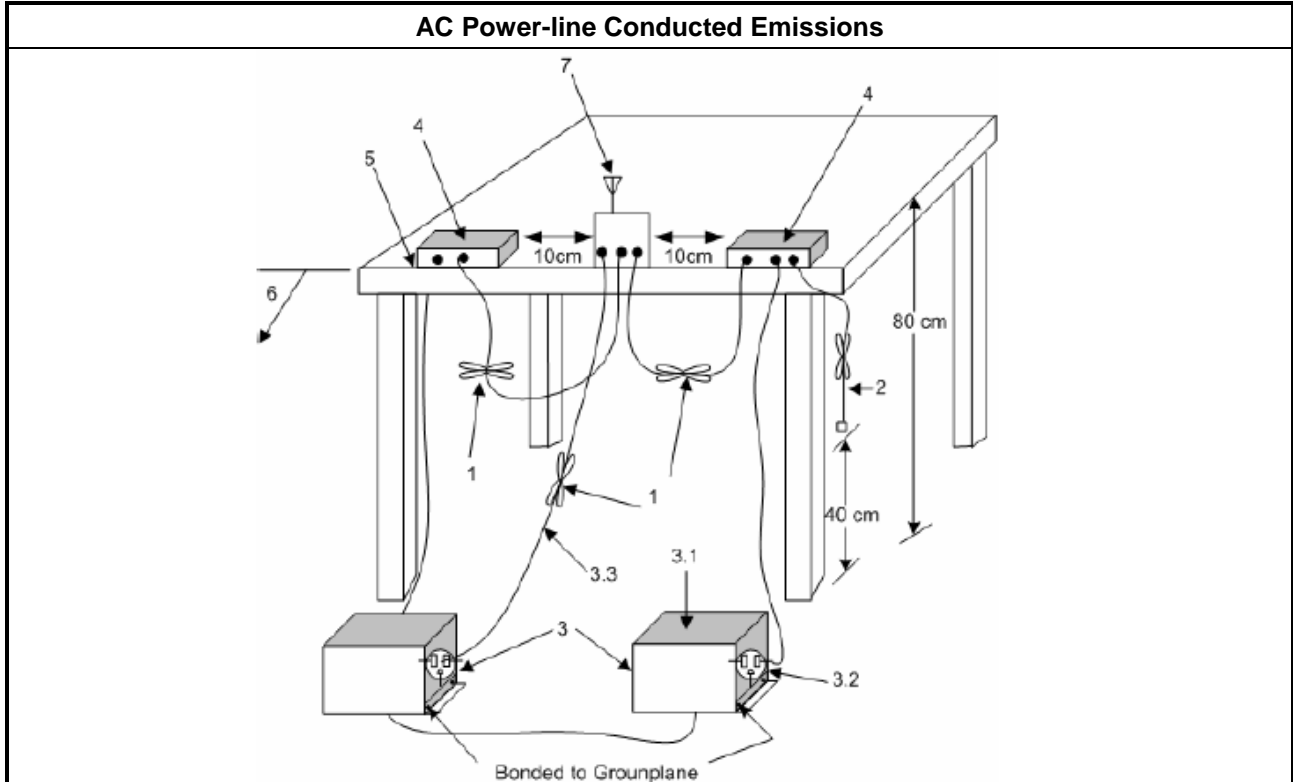
3.1.2 Measuring Instruments

Refer a test equipment and calibration data table in this test report.

3.1.3 Test Procedures

Test Method
<input checked="" type="checkbox"/> Refer as ANSI C63.10-2013, clause 6.2 for AC power-line conducted emissions.

3.1.4 Test Setup



3.1.5 Test Result of AC Power-line Conducted Emissions

Refer as Appendix A

3.2 DTS Bandwidth

3.2.1 6dB Bandwidth Limit

6dB Bandwidth Limit	
Systems using digital modulation techniques:	
<ul style="list-style-type: none"> ▪ 6 dB bandwidth \geq 500 kHz. 	

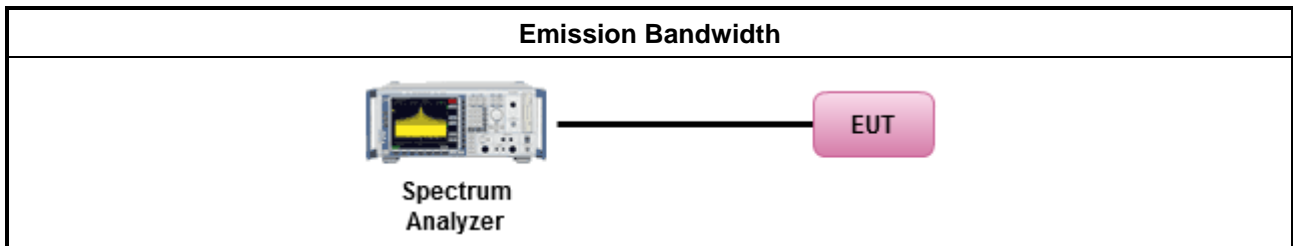
3.2.2 Measuring Instruments

Refer a test equipment and calibration data table in this test report.

3.2.3 Test Procedures

Test Method	
<ul style="list-style-type: none"> ▪ For the emission bandwidth shall be measured using one of the options below: 	
<input checked="" type="checkbox"/>	Refer as KDB 558074. clause 8.2 (11.9.2.2 of ANSI C63.10) DTS bandwidth measurement.
<input type="checkbox"/>	Refer as RSS-Gen, clause 6.7 for for occupied bandwidth testing.
<input type="checkbox"/>	Refer as ANSI C63.10, clause 6.9.3 for occupied bandwidth testing.

3.2.4 Test Setup



3.2.5 Test Result of Emission Bandwidth

Refer as Appendix B

3.3 Maximum Conducted Output Power

3.3.1 Maximum Conducted Output Power Limit

Maximum Conducted Output Power Limit	
	<ul style="list-style-type: none"> ▪ If $G_{TX} \leq 6$ dBi, then $P_{Out} \leq 30$ dBm (1 W)
	<ul style="list-style-type: none"> ▪ Point-to-multipoint systems (P2M): If $G_{TX} > 6$ dBi, then $P_{Out} = 30 - (G_{TX} - 6)$ dBm
	<ul style="list-style-type: none"> ▪ Point-to-point systems (P2P): If $G_{TX} > 6$ dBi, then $P_{Out} = 30 - (G_{TX} - 6)/3$ dBm
	<ul style="list-style-type: none"> ▪ Smart antenna system (SAS):
	<ul style="list-style-type: none"> - Single beam: If $G_{TX} > 6$ dBi, then $P_{Out} = 30 - (G_{TX} - 6)/3$ dBm
	<ul style="list-style-type: none"> - Overlap beam: If $G_{TX} > 6$ dBi, then $P_{Out} = 30 - (G_{TX} - 6)/3$ dBm
	<ul style="list-style-type: none"> - Aggregate power on all beams: If $G_{TX} > 6$ dBi, then $P_{Out} = 30 - (G_{TX} - 6)/3 + 8$ dB dBm
e.i.r.p. Power Limit:	
	<ul style="list-style-type: none"> ▪ 2400-2483.5 MHz Band
	<ul style="list-style-type: none"> ▪ Point-to-multipoint systems (P2M): $P_{eirp} \leq 36$ dBm (4 W)
	<ul style="list-style-type: none"> ▪ Point-to-point systems (P2P): $P_{eirp} \leq \text{MAX}(36, [P_{Out} + G_{TX}])$ dBm
	<ul style="list-style-type: none"> ▪ Smart antenna system (SAS)
	<ul style="list-style-type: none"> - Single beam: $P_{eirp} \leq \text{MAX}(36, P_{Out} + G_{TX})$ dBm
	<ul style="list-style-type: none"> - Overlap beam: $P_{eirp} \leq \text{MAX}(36, P_{Out} + G_{TX})$ dBm
	<ul style="list-style-type: none"> - Aggregate power on all beams: $P_{eirp} \leq \text{MAX}(36, [P_{Out} + G_{TX} + 8])$ dBm
<p>P_{Out} = maximum peak conducted output power or maximum conducted output power in dBm, G_{TX} = the maximum transmitting antenna directional gain in dBi.</p>	

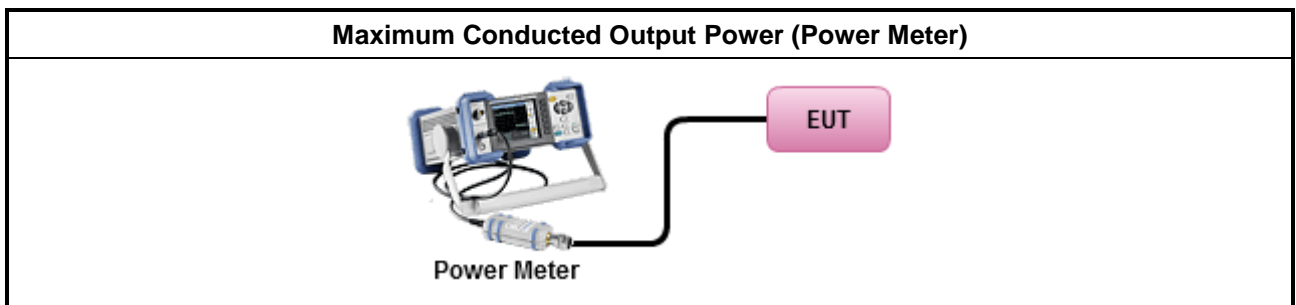
3.3.2 Measuring Instruments

Refer a test equipment and calibration data table in this test report.

3.3.3 Test Procedures

Test Method	
<ul style="list-style-type: none"> ▪ Maximum Peak Conducted Output Power 	
<input type="checkbox"/>	Refer as KDB 558074, clause 8.3.1.1 (11.9.1.1 of ANSI C63.10) RBW ≥ EBW method.
<input type="checkbox"/>	Refer as KDB 558074, clause 8.3.1.2 (11.9.1.2 of ANSI C63.10) integrated band power method.
<input type="checkbox"/>	Refer as KDB 558074, clause 8.3.1.3 (11.9.1.3 of ANSI C63.10) peak power meter.
<ul style="list-style-type: none"> ▪ Maximum Average Conducted Output Power 	
<input type="checkbox"/>	Refer as KDB 558074, clause 8.3.2.2 (11.9.2.2 of ANSI C63.10) using a spectrum analyzer.
<input checked="" type="checkbox"/>	Refer as KDB 558074, clause 8.3.2.3 (11.9.2.3 of ANSI C63.10) using a power meter.
<ul style="list-style-type: none"> ▪ For conducted measurement. 	
<ul style="list-style-type: none"> ▪ If the EUT supports multiple transmit chains using options given below: Refer as KDB 662911, In-band power measurements. Using the measure-and-sum approach, measured all transmit ports individually. Sum the power (in linear power units e.g., mW) of all ports for each individual sample and save them. 	
<ul style="list-style-type: none"> ▪ If multiple transmit chains, EIRP calculation could be following as methods: $P_{total} = P_1 + P_2 + \dots + P_n$ (calculated in linear unit [mW] and transfer to log unit [dBm]) $EIRP_{total} = P_{total} + DG$ 	

3.3.4 Test Setup



3.3.5 Test Result of Maximum Conducted Output Power

Refer as Appendix C

3.4 Power Spectral Density

3.4.1 Power Spectral Density Limit

Power Spectral Density Limit
<ul style="list-style-type: none"> Power Spectral Density (PSD) \leq 8 dBm/3kHz

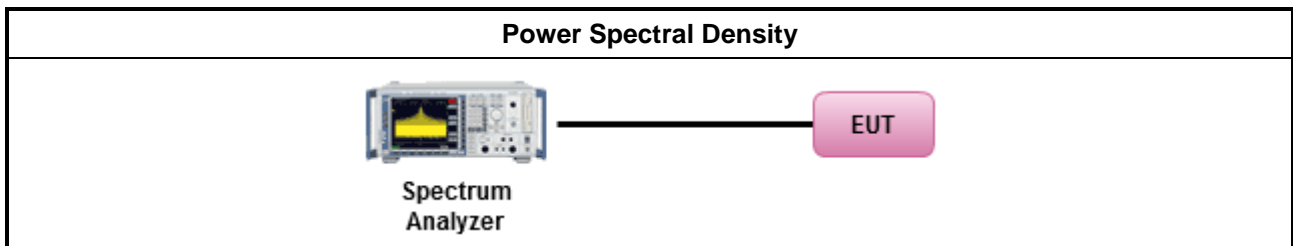
3.4.2 Measuring Instruments

Refer a test equipment and calibration data table in this test report.

3.4.3 Test Procedures

Test Method
<ul style="list-style-type: none"> Peak power spectral density procedures that the same method as used to determine the conducted output power. If maximum peak conducted output power was measured to demonstrate compliance to the output power limit, then the peak PSD procedure below (Method PKPSD) shall be used. If maximum conducted output power was measured to demonstrate compliance to the output power limit, then one of the average PSD procedures shall be used, as applicable based on the following criteria (the peak PSD procedure is also an acceptable option).
<input checked="" type="checkbox"/> Refer as KDB 558074, clause 8.4 (11.10 of ANSI C63.10) Method PKPSD.
<ul style="list-style-type: none"> For conducted measurement.
<ul style="list-style-type: none"> If The EUT supports multiple transmit chains using options given below: <ul style="list-style-type: none"> Measure and sum the spectra across the outputs. Refer as KDB 662911, In-band power spectral density (PSD). Sample all transmit ports simultaneously using a spectrum analyzer for each transmit port. Where the trace bin-by-bin of each transmit port summing can be performed. (i.e., in the first spectral bin of output 1 is summed with that in the first spectral bin of output 2 and that from the first spectral bin of output 3, and so on up to the NTX output to obtain the value for the first frequency bin of the summed spectrum.). Add up the amplitude (power) values for the different transmit chains and use this as the new data trace.

3.4.4 Test Setup



3.4.5 Test Result of Power Spectral Density

Refer as Appendix D

3.5 Emissions in Non-restricted Frequency Bands

3.5.1 Emissions in Non-restricted Frequency Bands Limit

Un-restricted Band Emissions Limit	
RF output power procedure	Limit (dB)
Peak output power procedure	20
Average output power procedure	30

Note 1: If the peak output power procedure is used to measure the fundamental emission power to demonstrate compliance to requirements, then the peak conducted output power measured within any 100 kHz outside the authorized frequency band shall be attenuated by at least 20 dB relative to the maximum measured in-band peak PSD level.

Note 2: If the average output power procedure is used to measure the fundamental emission power to demonstrate compliance to requirements, then the power in any 100 kHz outside of the authorized frequency band shall be attenuated by at least 30 dB relative to the maximum measured in-band average PSD level.

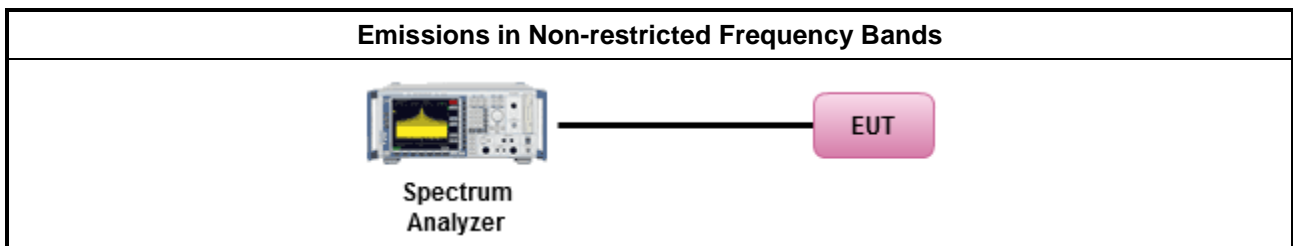
3.5.2 Measuring Instruments

Refer a test equipment and calibration data table in this test report.

3.5.3 Test Procedures

Test Method
<ul style="list-style-type: none"> Refer as KDB 558074, clause 8.5 (11.11 of ANSI C63.10) for non-restricted frequency bands.

3.5.4 Test Setup



3.5.5 Test Result of Emissions in Non-restricted Frequency Bands

Refer as Appendix E



3.6 Emissions in Restricted Frequency Bands

3.6.1 Emissions in Restricted Frequency Bands Limit

Restricted Band Emissions Limit			
Frequency Range (MHz)	Field Strength (uV/m)	Field Strength (dBuV/m)	Measure Distance (m)
0.009~0.490	2400/F(kHz)	48.5 - 13.8	300
0.490~1.705	24000/F(kHz)	33.8 - 23	30
1.705~30.0	30	29	30
30~88	100	40	3
88~216	150	43.5	3
216~960	200	46	3
Above 960	500	54	3

Note 1: Test distance for frequencies at or above 30 MHz, measurements may be performed at a distance other than the limit distance provided they are not performed in the near field and the emissions to be measured can be detected by the measurement equipment. When performing measurements at a distance other than that specified, the results shall be extrapolated to the specified distance using an extrapolation factor of 20 dB/decade (inverse of linear distance for field-strength measurements, inverse of linear distance-squared for power-density measurements).

Note 2: Test distance for frequencies at below 30 MHz, measurements may be performed at a distance closer than the EUT limit distance; however, an attempt should be made to avoid making measurements in the near field. When performing measurements below 30 MHz at a closer distance than the limit distance, the results shall be extrapolated to the specified distance by either making measurements at a minimum of two or more distances on at least one radial to determine the proper extrapolation factor or by using the square of an inverse linear distance extrapolation factor (40 dB/decade). The test report shall specify the extrapolation method used to determine compliance of the EUT.

Note 3: Using the distance of 1m during the test for above 18 GHz, and the test value to correct for the distance factor at 3m.

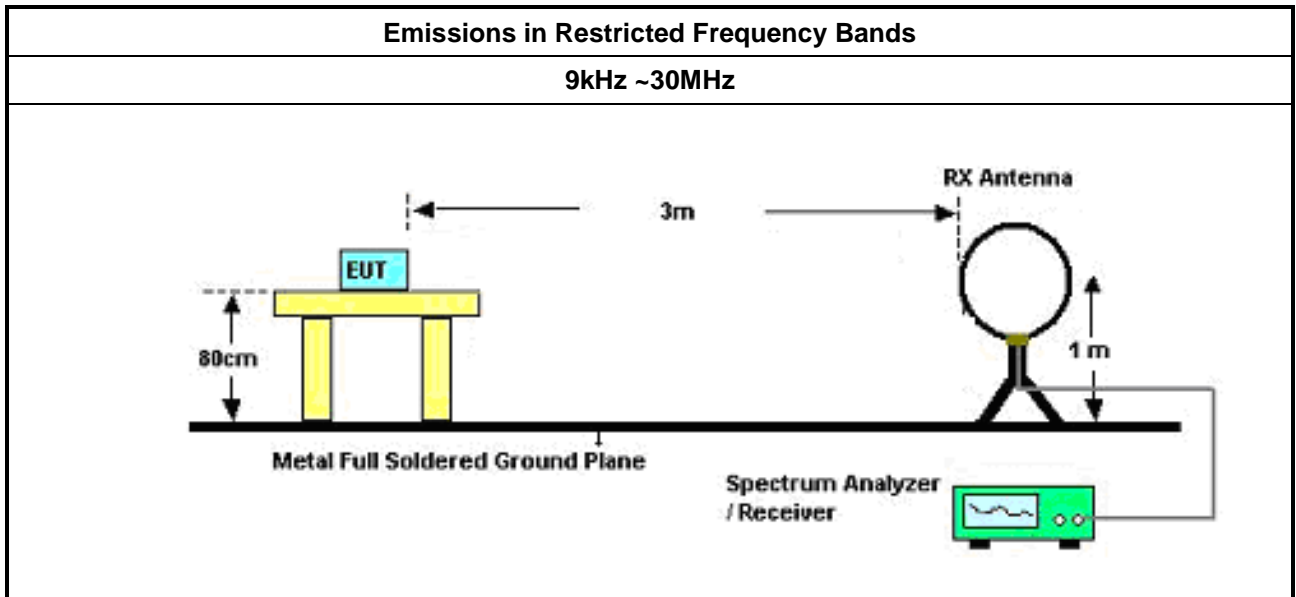
3.6.2 Measuring Instruments

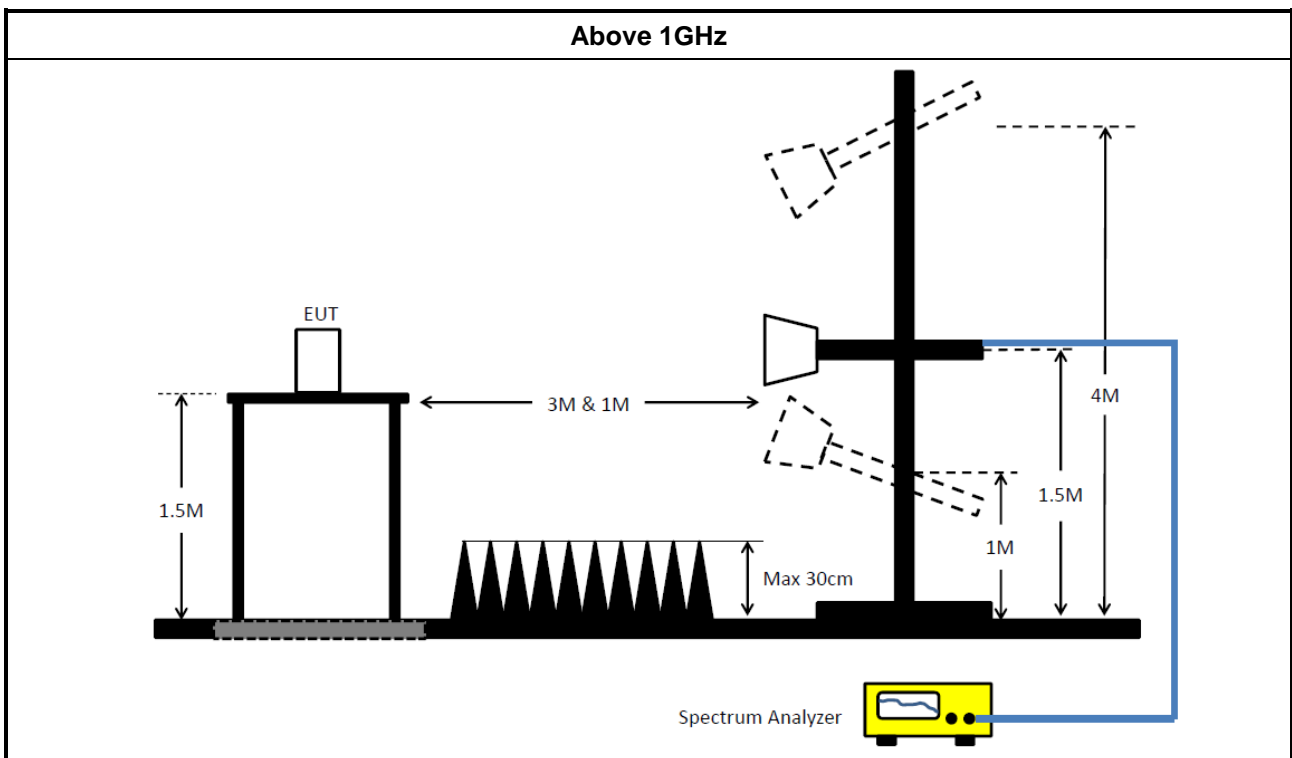
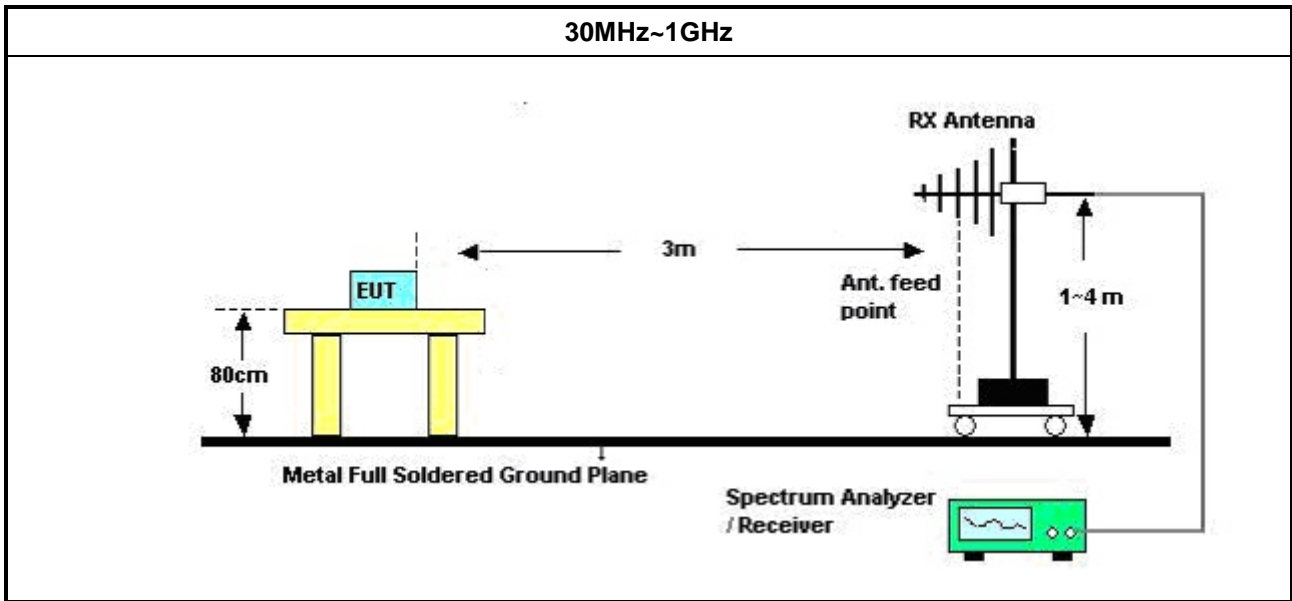
Refer a test equipment and calibration data table in this test report.

3.6.3 Test Procedures

Test Method	
	<ul style="list-style-type: none"> The average emission levels shall be measured in [duty cycle \geq 98 or duty factor].
	<ul style="list-style-type: none"> Refer as ANSI C63.10, clause 6.10.3 band-edge testing shall be performed at the lowest frequency channel and highest frequency channel within the allowed operating band.
	<ul style="list-style-type: none"> For the transmitter unwanted emissions shall be measured using following options below:
	<ul style="list-style-type: none"> Refer as KDB 558074, clause 8.6 (11.12 of ANSI C63.10) for restricted frequency bands.
	<ul style="list-style-type: none"> For the transmitter band-edge emissions shall be measured using following options below:
	<ul style="list-style-type: none"> Refer as KDB 558074 clause 8.7.1, When the performing peak or average radiated measurements, emissions within 2 MHz of the authorized band edge may be measured using the marker-delta method described below.
	<ul style="list-style-type: none"> Refer as KDB 558074, clause 8.7.2 (6.10.6 of ANSI C63.10) for marker-delta method for band-edge measurements.
	<ul style="list-style-type: none"> Refer as KDB 558074, clause 8.7.3 for narrower resolution bandwidth (100kHz) using the band power and summing the spectral levels (i.e., 1 MHz).

3.6.4 Test Setup





3.6.5 Test Result of Emissions in Restricted Frequency Bands (Below 30MHz)

The amplitude of spurious emissions which are attenuated by more than 20dB below the permissible value has no need to be reported.

3.6.6 Test Result of Emissions in Restricted Frequency Bands

Refer as Appendix F



4 Test Equipment and Calibration Data

Instrument for AC Conduction

Instrument	Manufacturer	Model No.	Serial No.	Spec.	Calibration Date	Calibration Due Date
EMC Receiver	R&S	ESR	102051	9KHz ~ 3.6GHz	03/May/2018	02/May/2019
LISN	R&S	ENV216	101295	9kHz ~ 30MHz	17/Nov/2017	16/Nov/2018
RF Cable-CON	MTJ	RG142	CB002-CO	9kHz ~ 200MHz	17/Sep/2018	16/Sep/2019
AC POWER	APC	AFC-11005G	F310050055	47Hz ~ 63Hz 5~300V	NCR	NCR
Impuls Begrenzer Pulse Limiter	SCHWARZBECK	VTSD 9561-F	9561-F041	9 kHz ~ 30 MHz	12/Oct/2018	11/Oct/2019

NCR : Non-Calibration Require

Instrument for Radiated Test

Instrument	Manufacturer	Model No.	Serial No.	Spec.	Calibration Date	Calibration Due Date
3m Semi Anechoic Chamber	TDK	SAC-3M	03CH09-HY	30MHz ~ 1GHz	23/Apr/2018	22/Apr/2019
3m Semi Anechoic Chamber	TDK	SAC-3M	03CH09-HY	1GHz ~ 18GHz	14/Jun/2018	13/Jun/2019
Microwave Preamplifier	Agilent	8449B	3008A02096	1GHz ~ 26.5GHz	10/May/2018	09/May/2019
Amplifier	EMC	EMC9135	980232	9KHz ~ 1GHz	27/Apr/2018	26/Apr/2019
EXA Signal Analyzer	KEYSIGHT	N9010A	MY54200885	10Hz ~ 44GHz	31/Jul/2018	30/Jul/2019
Bilog Antenna & 5dB Attenuator	TESEQ & MTJ	CBL6111D & MTJ6102-05	35418 / 3	30MHz ~ 1GHz	02/Oct/2018	03/Oct/2019
Double Ridged Guide Horn Antenna	SCHWARZBECK	BBHA 9120 D	BBHA9120 D 1534	1GHz ~ 18GHz	30/Apr/2018	29/Apr/2019
Broadband Horn Antenna	SCHWARZBECK	BBHA 9170	BBHA9170614	18GHz ~ 40GHz	09/Feb/2018	08/Feb/2019
Preamplifier	MITEQ	TTA1840-35-HG	1864481	18GHz ~ 40GHz	24/Aug/2018	23/Aug/2019
Loop Antenna	TESEQ	HLA 6120	31244	9k ~ 30MHz	29/Mar/2018	28/Mar/2019
RF Cable-R03m	Jye Bao	RG142	CB031	9kHz ~ 1GHz	1/Feb/2018	31/Jan/2019
RF Cable-high	HUBER+SUHNER	SUCOFLEX104	SN 556626/4 + 556627	1GHz ~ 40GHz	14/Mar/2018	13/Mar/2019
EMC Receiver	R&S	ESR	102051	9KHz ~ 3.6GHz	03/May/2018	02/May/2019



Instrument for Conducted Test

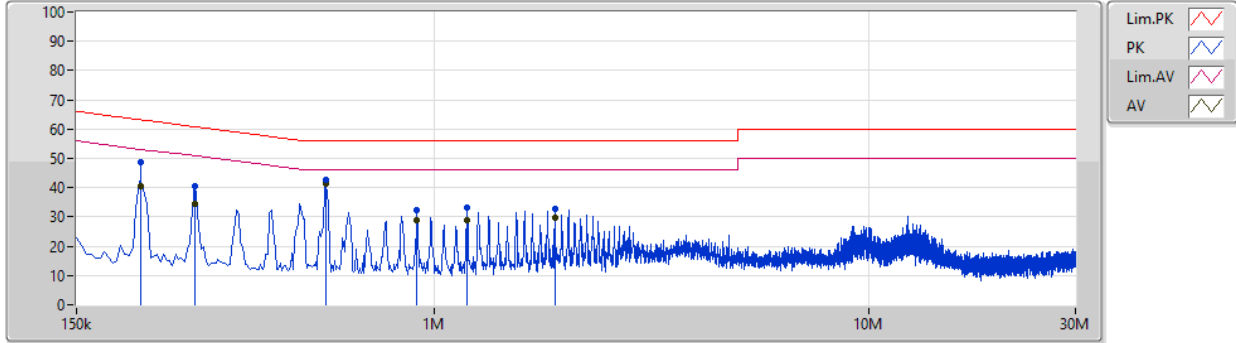
Instrument	Manufacturer	Model No.	Serial No.	Spec.	Calibration Date	Calibration Due Date
Signal Analyzer	R&S	FSV40	101500	10Hz~40GHz	18/Jul/2018	17/Jul/2019
Power Sensor	Anritsu	MA2411B	1339407	300MHz~40GHz	06/Nov/2017	05/Nov/2018
Power Meter	Anritsu	ML2495A	1517010	300MHz~40GHz	06/Nov/2017	05/Nov/2018
RF Cable-1m	HUBER+SUHNER	MY37332/4	RF Cable - 44	30MHz~1GHz	26/Jan/2018	25/Jan/2019
RF Cable-1m	HUBER+SUHNER	MY37332/4	RF Cable - 44	1GHz~18GHz	26/Jan/2018	25/Jan/2019
RF Cable-0.2m	HUBER+SUHNER	SUCOFLEX_104	MY10710/4	30MHz~26.5GHz	26/Jan/2018	25/Jan/2019
RF Cable-0.2m	HUBER+SUHNER	SUCOFLEX_104	MY10709/4	30MHz~26.5GHz	26/Jan/2018	25/Jan/2019
Signal Generator	R&S	SMB100A	175727	100kHz~40GHz	26/Oct/2017	25/Oct/2018



AC Power-line Conducted Emissions Result

Operating Mode	1	Power Phase	Neutral
Operating Function	USB mode		

17/10/2018



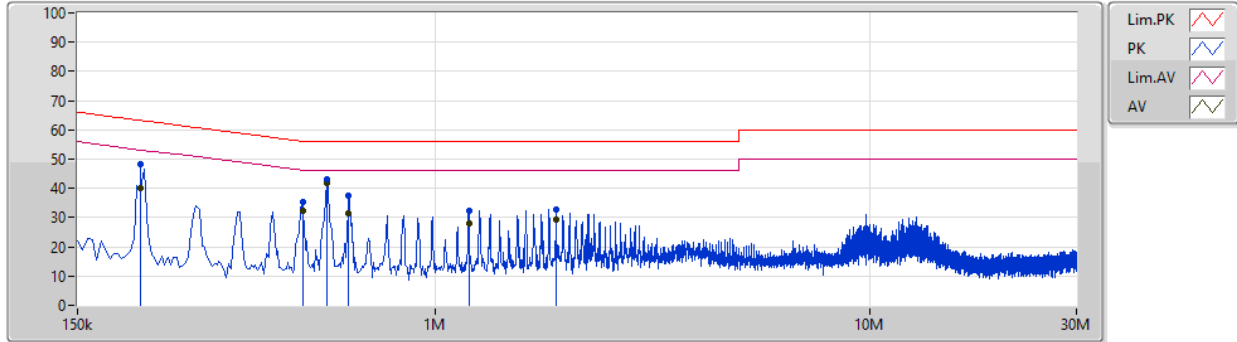
Type	Freq (Hz)	Level (dBuV)	Limit (dBuV)	Margin (dB)	Factor (dB)	Condition	Comment	Raw (dBuV)	LISN (dB)	CL (dB)	AT (dB)
QP	210.941k	48.52	63.17	-14.65	19.50	Neutral	-	29.02	9.62	0.01	9.87
AV	210.941k	40.48	53.17	-12.69	19.50	Neutral	-	20.98	9.62	0.01	9.87
QP	281.711k	40.51	60.76	-20.25	19.54	Neutral	-	20.97	9.62	0.05	9.87
AV	281.711k	34.65	50.76	-16.11	19.54	Neutral	-	15.11	9.62	0.05	9.87
QP	562.289k	42.78	56.00	-13.22	19.55	Neutral	-	23.23	9.61	0.06	9.88
AV	562.289k	41.38	46.00	-4.62	19.55	Neutral	"Worst"	21.83	9.61	0.06	9.88
QP	913.783k	32.36	56.00	-23.64	19.51	Neutral	-	12.85	9.62	0.01	9.88
AV	913.783k	29.00	46.00	-17.00	19.51	Neutral	-	9.49	9.62	0.01	9.88
QP	1.194M	33.03	56.00	-22.97	19.51	Neutral	-	13.52	9.62	0.01	9.88
AV	1.194M	28.81	46.00	-17.19	19.51	Neutral	-	9.30	9.62	0.01	9.88
QP	1.896M	32.89	56.00	-23.11	19.52	Neutral	-	13.37	9.63	0.01	9.88
AV	1.896M	29.63	46.00	-16.37	19.52	Neutral	-	10.11	9.63	0.01	9.88



AC Power-line Conducted Emissions Result

Operating Mode	1	Power Phase	Line
Operating Function	USB mode		

17/10/2018



Type	Freq (Hz)	Level (dBuV)	Limit (dBuV)	Margin (dB)	Factor (dB)	Condition	Comment	Raw (dBuV)	LISN (dB)	CL (dB)	AT (dB)
QP	209.514k	48.31	63.23	-14.92	19.50	Line	-	28.81	9.62	0.01	9.87
AV	209.514k	40.19	53.23	-13.04	19.50	Line	-	20.69	9.62	0.01	9.87
QP	495.23k	35.55	56.08	-20.53	19.57	Line	-	15.98	9.61	0.08	9.88
AV	495.23k	32.53	46.08	-13.55	19.57	Line	-	12.96	9.61	0.08	9.88
QP	562.796k	43.13	56.00	-12.87	19.55	Line	-	23.58	9.61	0.06	9.88
AV	562.796k	41.86	46.00	-4.14	19.55	Line	"Worst"	22.31	9.61	0.06	9.88
QP	632.842k	37.32	56.00	-18.68	19.54	Line	-	17.78	9.61	0.05	9.88
AV	632.842k	31.44	46.00	-14.56	19.54	Line	-	11.90	9.61	0.05	9.88
QP	1.196M	32.39	56.00	-23.61	19.50	Line	-	12.89	9.61	0.01	9.88
AV	1.196M	27.86	46.00	-18.14	19.50	Line	-	8.36	9.61	0.01	9.88
QP	1.897M	32.55	56.00	-23.45	19.51	Line	-	13.04	9.62	0.01	9.88
AV	1.897M	29.10	46.00	-16.90	19.51	Line	-	9.59	9.62	0.01	9.88



Summary

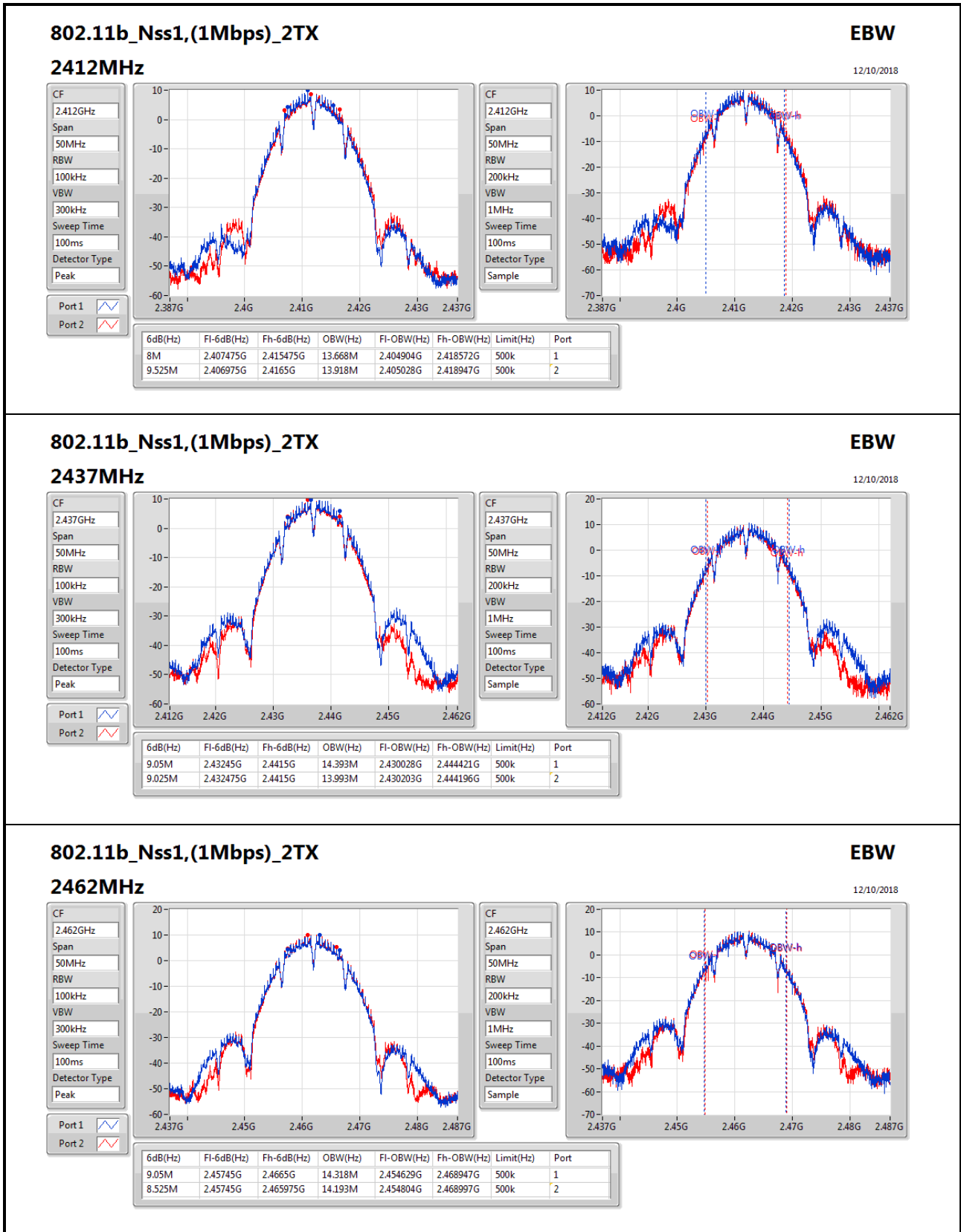
Mode	Max-N dB (Hz)	Max-OBW (Hz)	ITU-Code	Min-N dB (Hz)	Min-OBW (Hz)
2.4-2.4835GHz	-	-	-	-	-
802.11b_Nss1,(1Mbps)_2TX	9.525M	14.393M	14M4G1D	8M	13.668M
802.11g_Nss1,(6Mbps)_2TX	16.275M	16.592M	16M6D1D	13.75M	16.417M
802.11n HT20_Nss1,(MCS0)_2TX	16.9M	17.766M	17M8D1D	12.6M	17.591M
802.11n HT20_Nss2,(MCS8)_2TX	17.2M	17.816M	17M8D1D	15.225M	17.591M

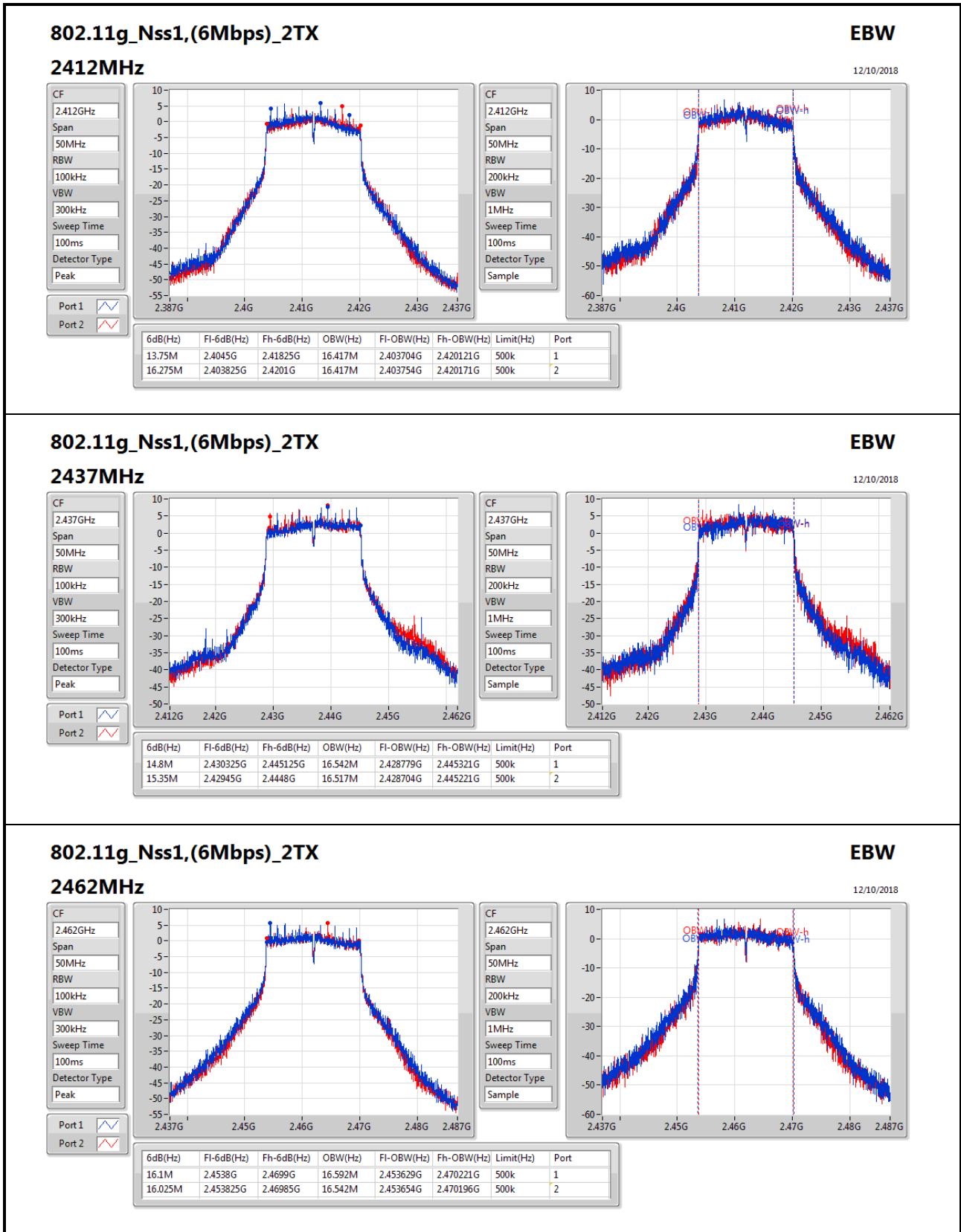
Max-N dB = Maximum 6dB down bandwidth; **Max-OBW** = Maximum 99% occupied bandwidth;
Min-N dB = Minimum 6dB down bandwidth; **Min-OBW** = Minimum 99% occupied bandwidth;

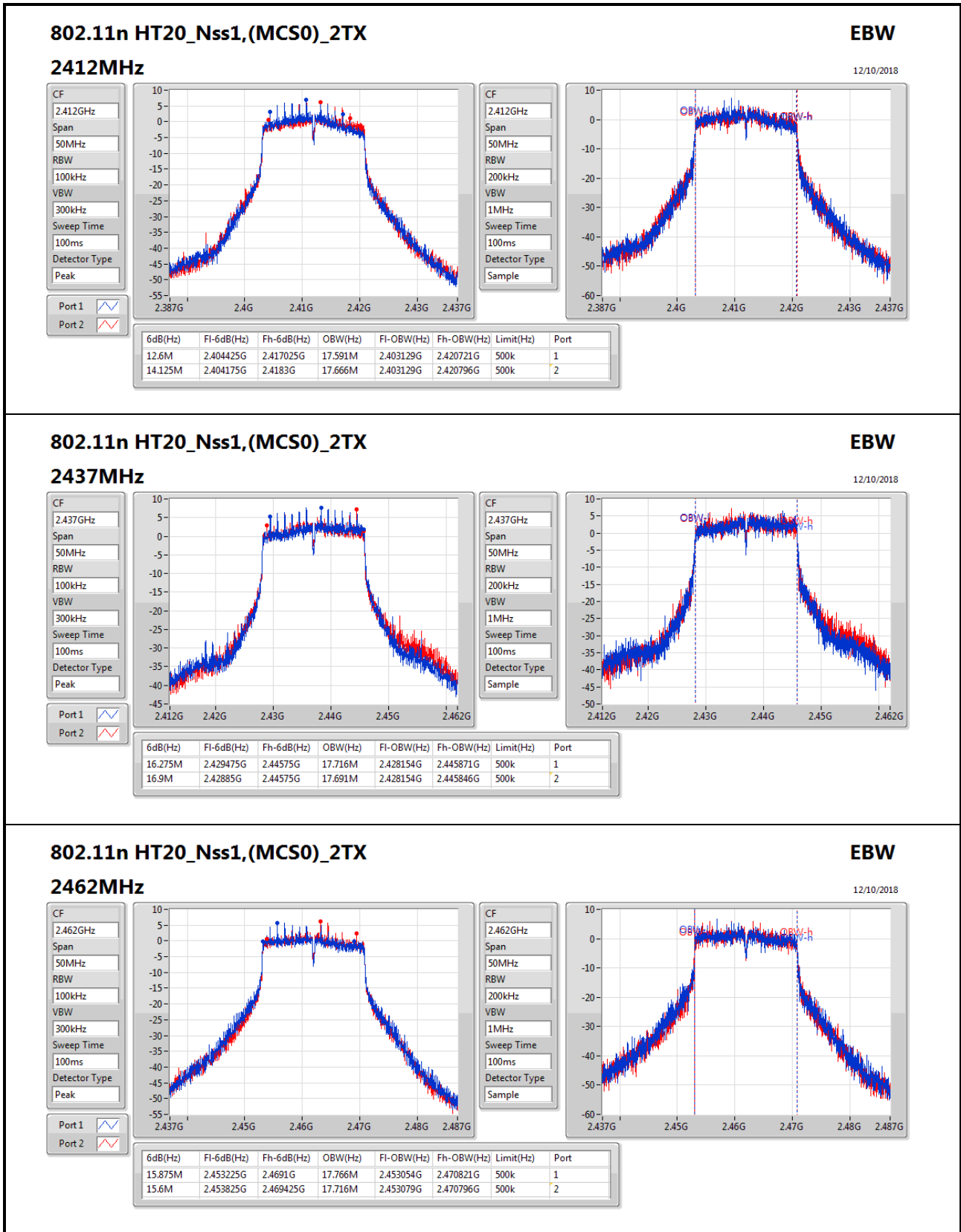
Result

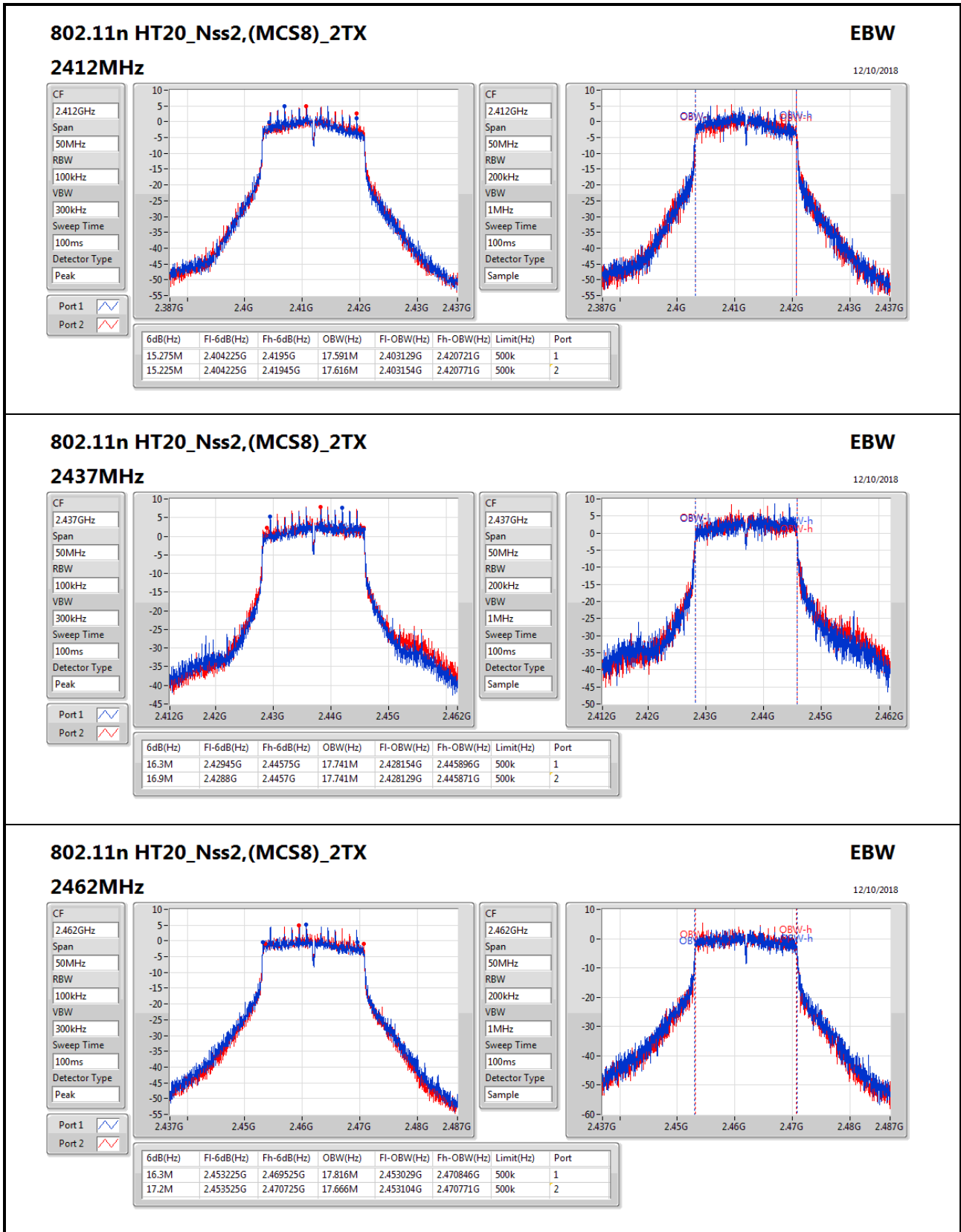
Mode	Result	Limit (Hz)	Port 1-N dB (Hz)	Port 1-OBW (Hz)	Port 2-N dB (Hz)	Port 2-OBW (Hz)
802.11b_Nss1,(1Mbps)_2TX	-	-	-	-	-	-
2412MHz_TnomVnom	Pass	500k	8M	13.668M	9.525M	13.918M
2437MHz_TnomVnom	Pass	500k	9.05M	14.393M	9.025M	13.993M
2462MHz_TnomVnom	Pass	500k	9.05M	14.318M	8.525M	14.193M
802.11g_Nss1,(6Mbps)_2TX	-	-	-	-	-	-
2412MHz_TnomVnom	Pass	500k	13.75M	16.417M	16.275M	16.417M
2437MHz_TnomVnom	Pass	500k	14.8M	16.542M	15.35M	16.517M
2462MHz_TnomVnom	Pass	500k	16.1M	16.592M	16.025M	16.542M
802.11n HT20_Nss1,(MCS0)_2TX	-	-	-	-	-	-
2412MHz_TnomVnom	Pass	500k	12.6M	17.591M	14.125M	17.666M
2437MHz_TnomVnom	Pass	500k	16.275M	17.716M	16.9M	17.691M
2462MHz_TnomVnom	Pass	500k	15.875M	17.766M	15.6M	17.716M
802.11n HT20_Nss2,(MCS8)_2TX	-	-	-	-	-	-
2412MHz_TnomVnom	Pass	500k	15.275M	17.591M	15.225M	17.616M
2437MHz_TnomVnom	Pass	500k	16.3M	17.741M	16.9M	17.741M
2462MHz_TnomVnom	Pass	500k	16.3M	17.816M	17.2M	17.666M

Port X-N dB = Port X 6dB down bandwidth; **Port X-OBW** = Port X 99% occupied bandwidth;











Summary

Mode	Total Power (dBm)	Total Power (W)
2.4-2.4835GHz	-	-
802.11b_Nss1,(1Mbps)_2TX	21.76	0.14997
802.11g_Nss1,(6Mbps)_2TX	21.00	0.12589
802.11n HT20_Nss1,(MCS0)_2TX	20.88	0.12246
802.11n HT20_Nss2,(MCS8)_2TX	20.81	0.12050

Result

Mode	Result	DG (dBi)	Port 1 (dBm)	Port 2 (dBm)	Total Power (dBm)	Power Limit (dBm)
802.11b_Nss1,(1Mbps)_2TX	-	-	-	-	-	-
2412MHz_TnomVnom	Pass	2.92	18.12	18.16	21.15	30.00
2417MHz_TnomVnom	Pass	2.92	18.27	18.31	21.30	30.00
2437MHz_TnomVnom	Pass	3.24	18.70	18.29	21.51	30.00
2462MHz_TnomVnom	Pass	3.30	18.66	18.83	21.76	30.00
802.11g_Nss1,(6Mbps)_2TX	-	-	-	-	-	-
2412MHz_TnomVnom	Pass	2.92	15.84	15.48	18.67	30.00
2417MHz_TnomVnom	Pass	2.92	16.62	16.44	19.54	30.00
2422MHz_TnomVnom	Pass	2.92	17.84	17.86	20.86	30.00
2437MHz_TnomVnom	Pass	3.24	17.88	17.99	21.00	30.00
2457MHz_TnomVnom	Pass	3.30	17.61	17.99	20.81	30.00
2462MHz_TnomVnom	Pass	3.30	16.19	16.24	19.23	30.00
802.11n HT20_Nss1,(MCS0)_2TX	-	-	-	-	-	-
2412MHz_TnomVnom	Pass	2.92	15.99	15.80	18.92	30.00
2417MHz_TnomVnom	Pass	2.92	16.43	16.19	19.32	30.00
2422MHz_TnomVnom	Pass	2.92	17.98	17.62	20.81	30.00
2437MHz_TnomVnom	Pass	3.24	17.84	17.90	20.88	30.00
2457MHz_TnomVnom	Pass	3.30	17.75	17.90	20.84	30.00
2462MHz_TnomVnom	Pass	3.30	15.90	16.22	19.07	30.00
802.11n HT20_Nss2,(MCS8)_2TX	-	-	-	-	-	-
2412MHz_TnomVnom	Pass	2.56	14.92	14.75	17.85	30.00
2417MHz_TnomVnom	Pass	2.56	16.59	16.22	19.42	30.00
2422MHz_TnomVnom	Pass	2.56	17.95	17.63	20.80	30.00
2437MHz_TnomVnom	Pass	2.77	17.72	17.88	20.81	30.00
2457MHz_TnomVnom	Pass	2.95	17.60	17.97	20.80	30.00
2462MHz_TnomVnom	Pass	2.95	14.81	15.12	17.98	30.00

DG = Directional Gain; Port X = Port X output power



Summary

Mode	PD (dBm/RBW)
2.4-2.4835GHz	-
802.11b_Nss1,(1Mbps)_2TX	-3.08
802.11g_Nss1,(6Mbps)_2TX	-5.38
802.11n HT20_Nss1,(MCS0)_2TX	-7.05
802.11n HT20_Nss2,(MCS8)_2TX	-6.67

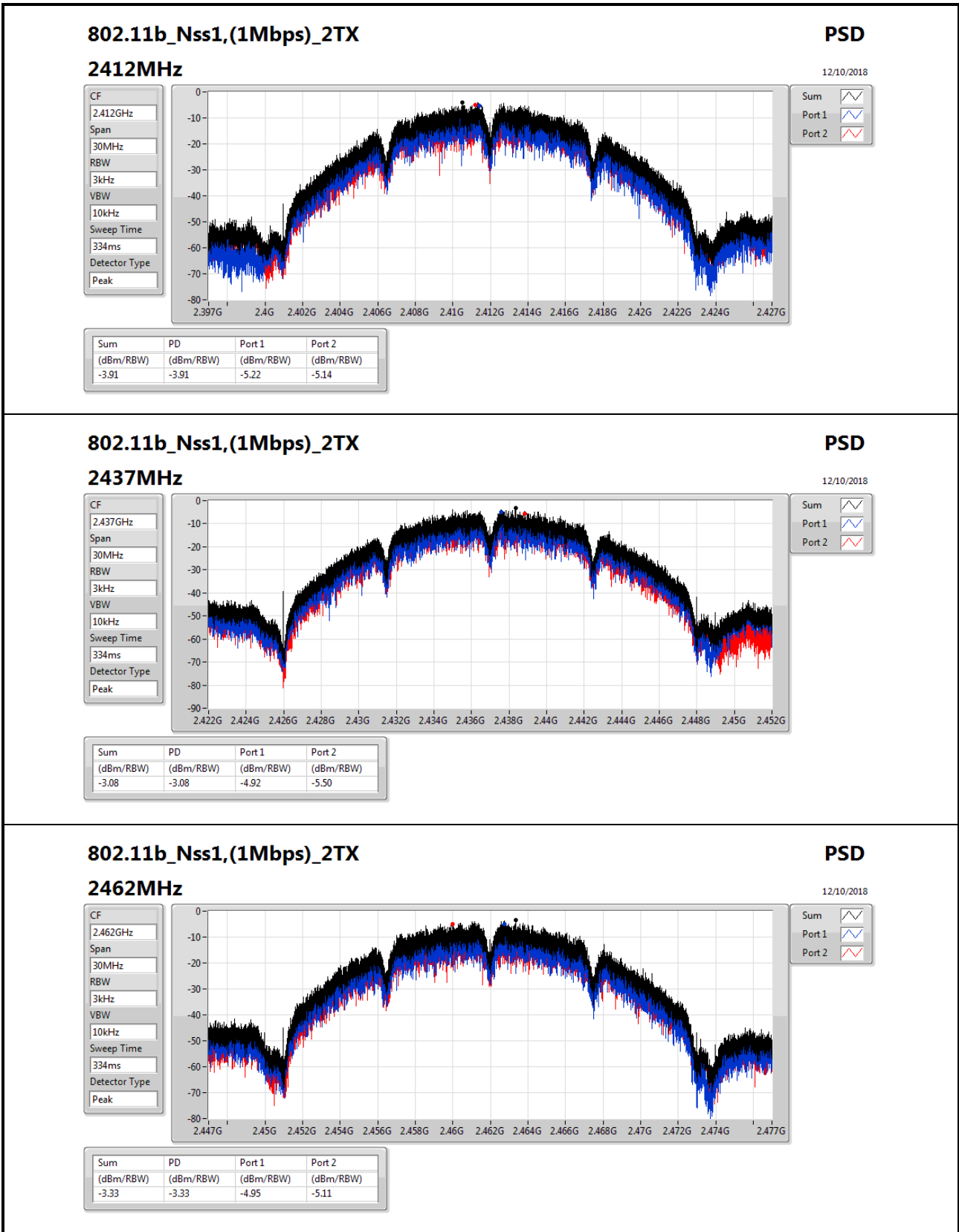
RBW=3kHz.

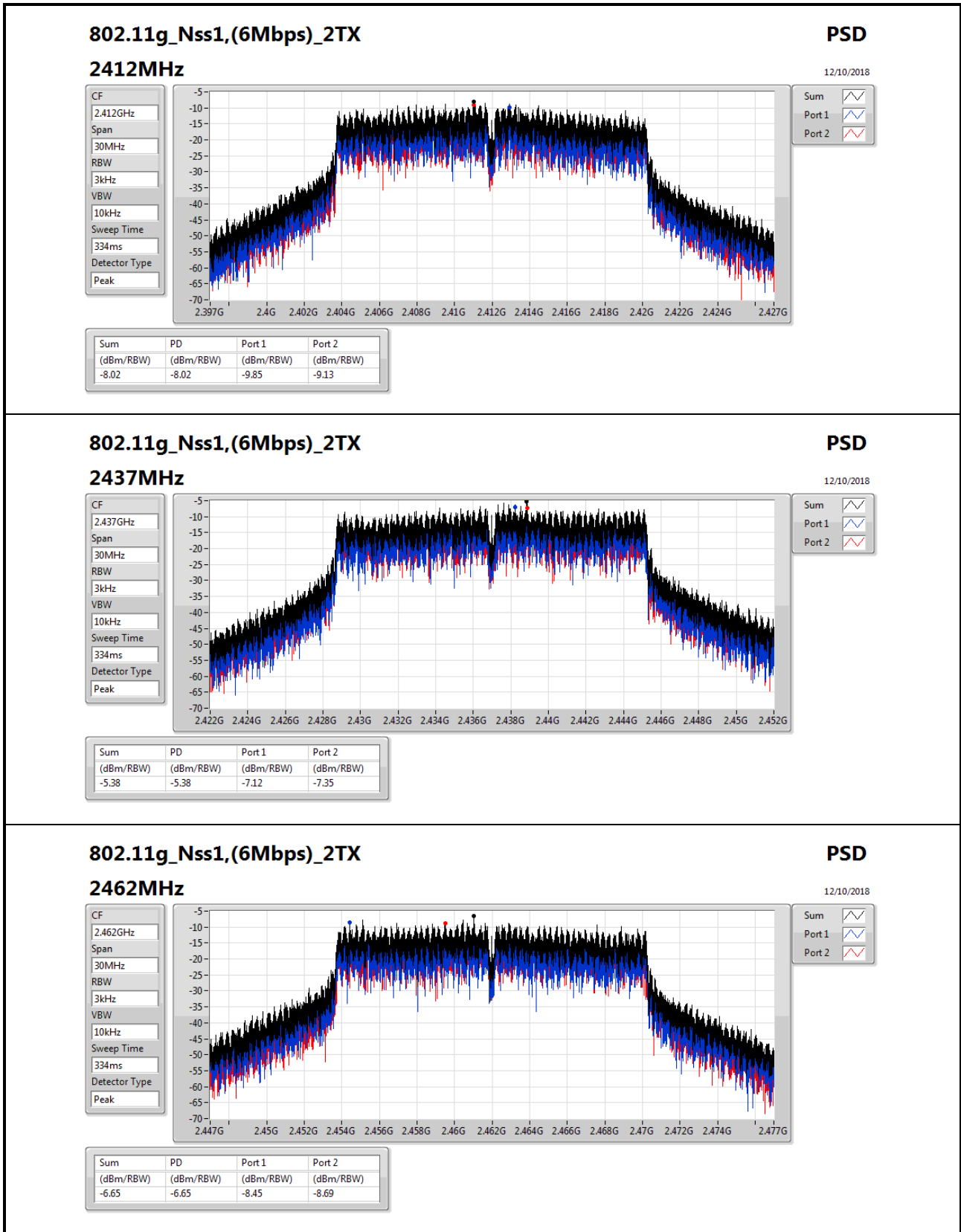
Result

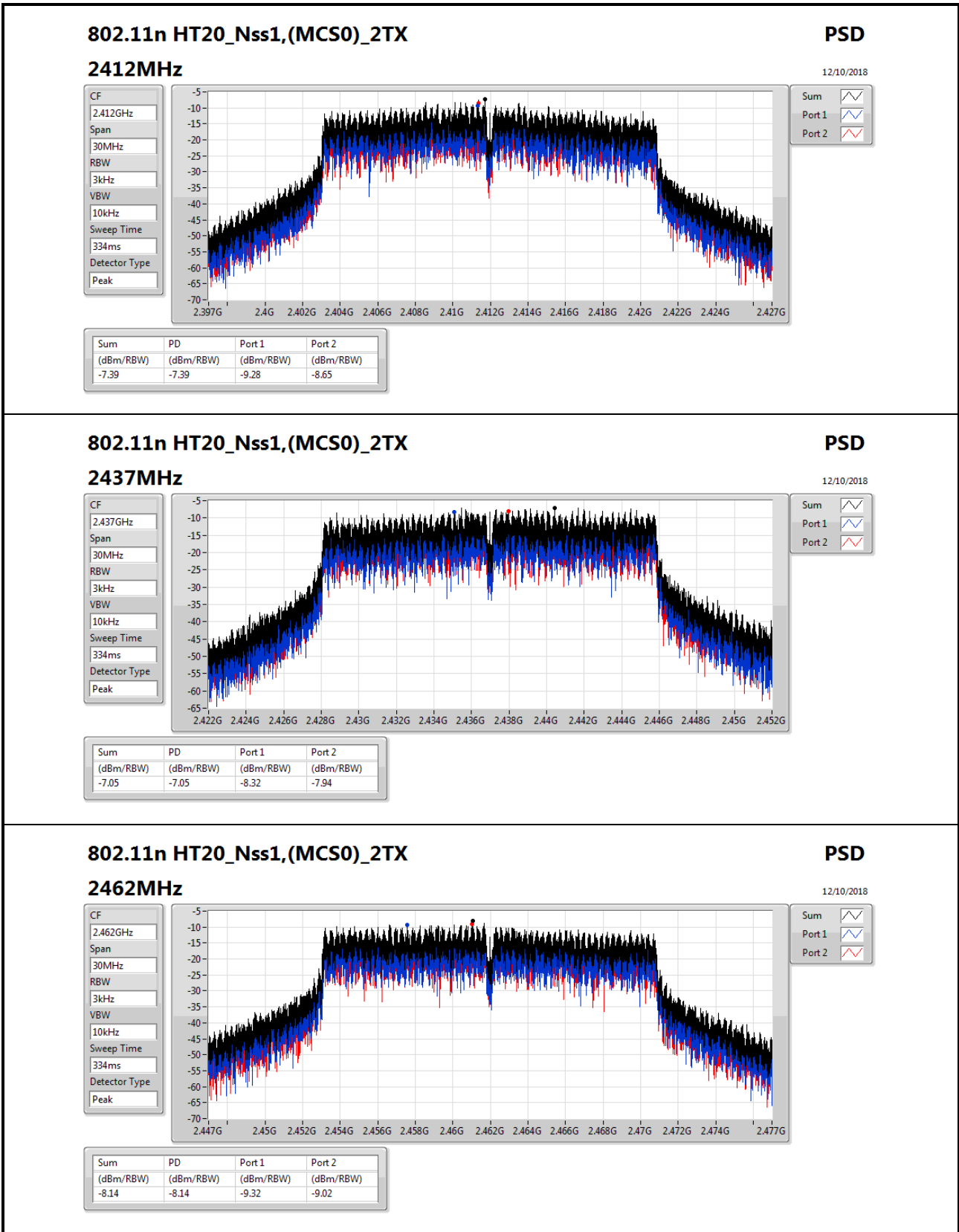
Mode	Result	DG (dBi)	Port 1 (dBm/RBW)	Port 2 (dBm/RBW)	PD (dBm/RBW)	PD Limit (dBm/RBW)
802.11b_Nss1,(1Mbps)_2TX	-	-	-	-	-	-
2412MHz_TnomVnom	Pass	5.56	-5.22	-5.14	-3.91	8.00
2437MHz_TnomVnom	Pass	5.77	-4.92	-5.50	-3.08	8.00
2462MHz_TnomVnom	Pass	5.95	-4.95	-5.11	-3.33	8.00
802.11g_Nss1,(6Mbps)_2TX	-	-	-	-	-	-
2412MHz_TnomVnom	Pass	5.56	-9.85	-9.13	-8.02	8.00
2437MHz_TnomVnom	Pass	5.77	-7.12	-7.35	-5.38	8.00
2462MHz_TnomVnom	Pass	5.95	-8.45	-8.69	-6.65	8.00
802.11n HT20_Nss1,(MCS0)_2TX	-	-	-	-	-	-
2412MHz_TnomVnom	Pass	5.56	-9.28	-8.65	-7.39	8.00
2437MHz_TnomVnom	Pass	5.77	-8.32	-7.94	-7.05	8.00
2462MHz_TnomVnom	Pass	5.95	-9.32	-9.02	-8.14	8.00
802.11n HT20_Nss2,(MCS8)_2TX	-	-	-	-	-	-
2412MHz_TnomVnom	Pass	2.56	-9.92	-9.09	-8.68	8.00
2437MHz_TnomVnom	Pass	2.77	-7.75	-8.64	-6.67	8.00
2462MHz_TnomVnom	Pass	2.95	-10.53	-10.88	-9.38	8.00

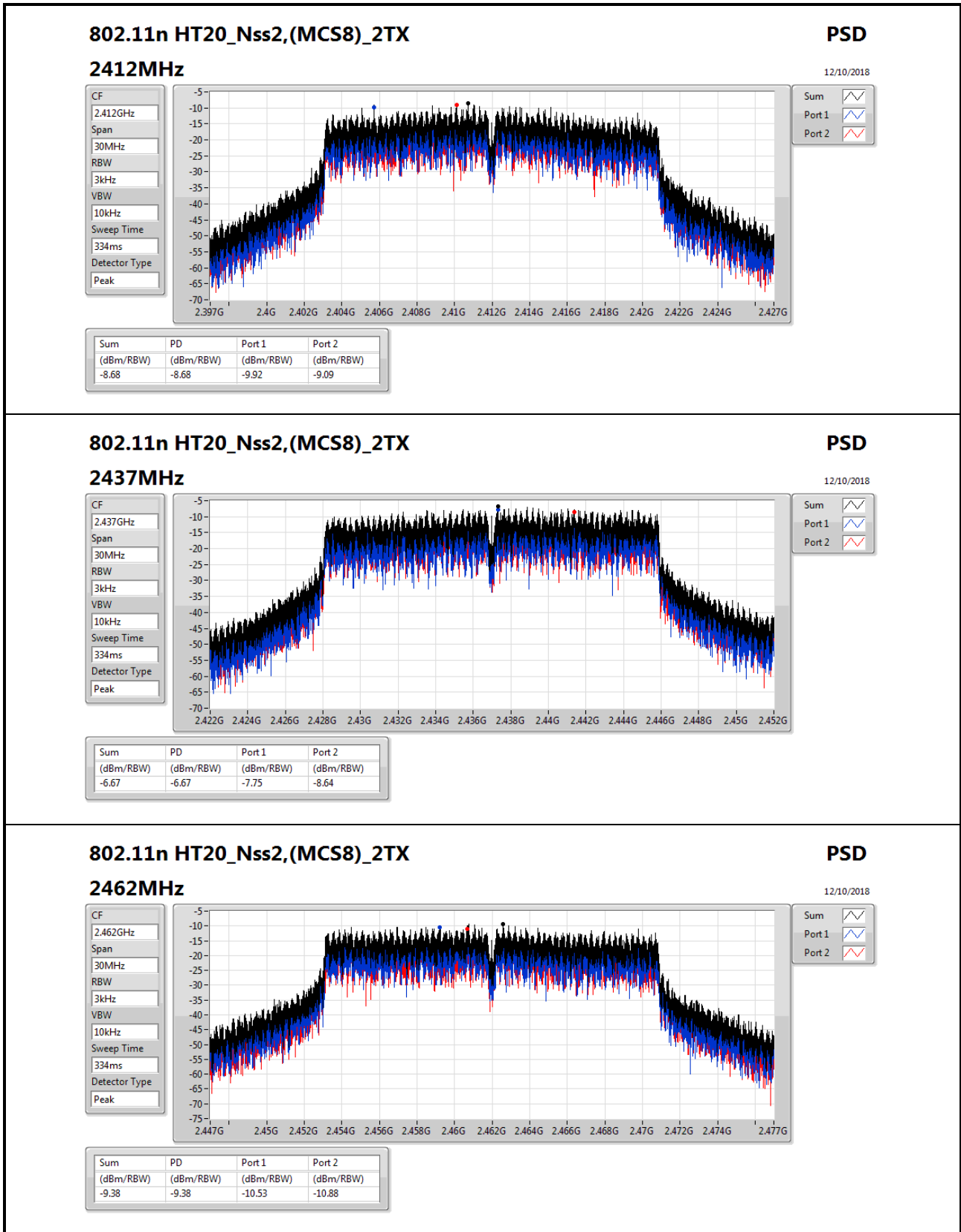
DG = Directional Gain; RBW=3kHz;

PD = trace bin-by-bin of each transmits port summing can be performed maximum power density; Port X = Port Xpower density;









802.11n HT20_Nss2,(MCS8)_2TX

2462MHz

PSD

12/10/2018

CF
2.462GHz

Span
30MHz

RBW
3kHz

VBW
10kHz

Sweep Time
334ms

Detector Type
Peak

Sum

Port 1

Port 2



CSE Non-restricted Band Result

Appendix E

Summary

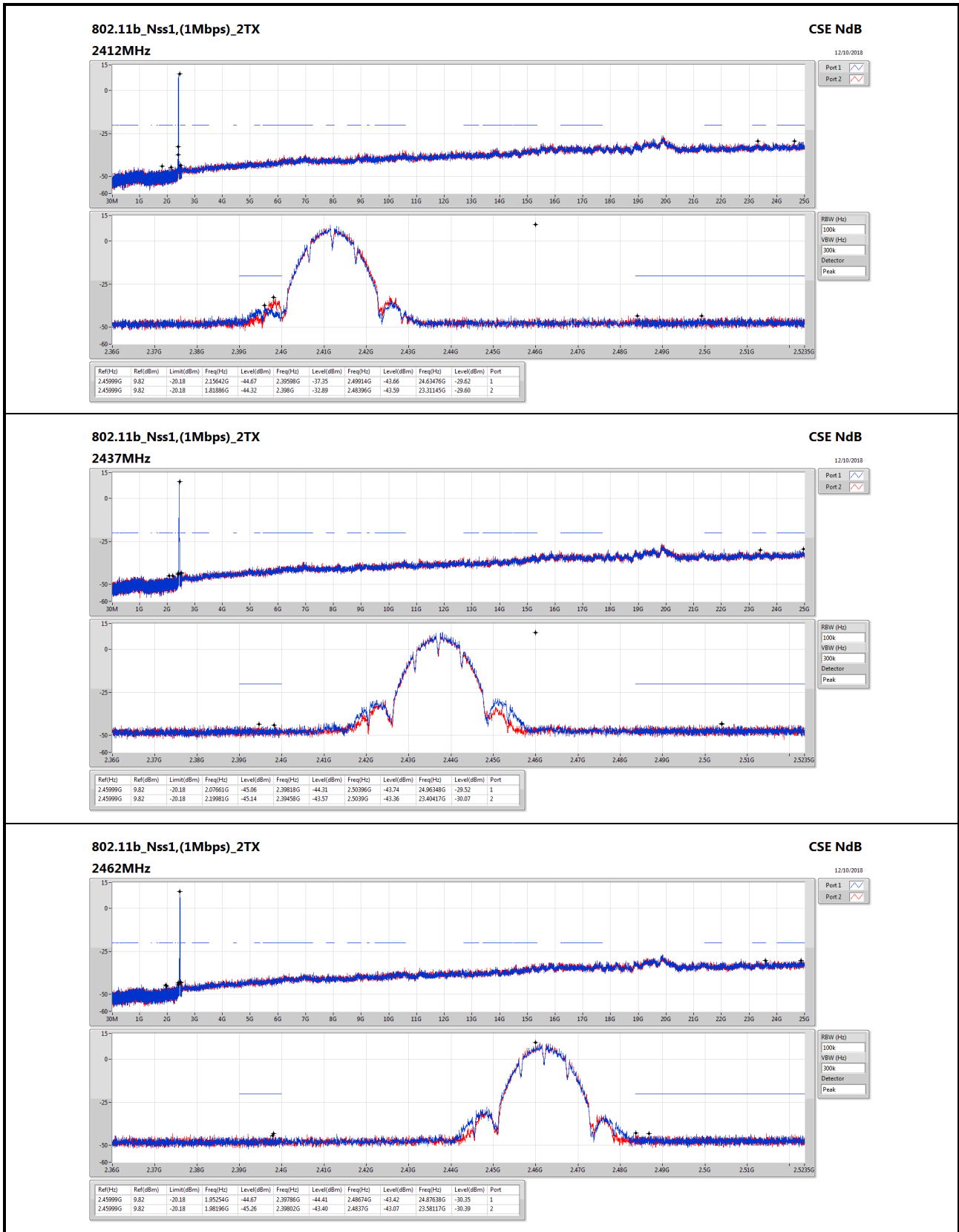
Mode	Result	Ref (Hz)	Ref (dBm)	Limit (dBm)	Freq (Hz)	Level (dBm)	Freq (Hz)	Level (dBm)	Freq (Hz)	Level (dBm)	Freq (Hz)	Level (dBm)	Port
2.4-2.4835GHz	-	-	-	-	-	-	-	-	-	-	-	-	-
802.11b_Nss1,(1Mbps)_2TX	Pass	2.45999G	9.82	-20.18	2.07661G	-45.06	2.39818G	-44.31	2.50396G	-43.74	24.96348G	-29.52	1
802.11g_Nss1,(6Mbps)_2TX	Pass	2.4357G	7.78	-22.22	2.16486G	-45.41	2.39946G	-26.05	2.48474G	-42.97	23.27493G	-29.98	2
802.11n HT20_Nss1,(MCS0)_2TX	Pass	2.4382G	8.19	-21.81	2.1436G	-45.41	2.39982G	-23.39	2.4915G	-42.95	23.31426G	-29.37	2
802.11n HT20_Nss2,(MCS8)_2TX	Pass	2.43319G	6.40	-23.60	2.01866G	-45.25	2.39976G	-26.08	2.49622G	-43.63	23.27212G	-29.83	1

Result

Mode	Result	Ref (Hz)	Ref (dBm)	Limit (dBm)	Freq (Hz)	Level (dBm)	Freq (Hz)	Level (dBm)	Freq (Hz)	Level (dBm)	Freq (Hz)	Level (dBm)	Port
802.11b_Nss1,(1Mbps)_2TX	-	-	-	-	-	-	-	-	-	-	-	-	-
2412MHz_TnomVnom	Pass	2.45999G	9.82	-20.18	2.15642G	-44.67	2.39598G	-37.35	2.49914G	-43.66	24.63476G	-29.62	1
2412MHz_TnomVnom	Pass	2.45999G	9.82	-20.18	1.81886G	-44.32	2.398G	-32.89	2.48396G	-43.59	23.31145G	-29.60	2
2437MHz_TnomVnom	Pass	2.45999G	9.82	-20.18	2.07661G	-45.06	2.39818G	-44.31	2.50396G	-43.74	24.96348G	-29.52	1
2437MHz_TnomVnom	Pass	2.45999G	9.82	-20.18	2.19981G	-45.14	2.39458G	-43.57	2.5039G	-43.36	23.40417G	-30.07	2
2462MHz_TnomVnom	Pass	2.45999G	9.82	-20.18	1.95254G	-44.67	2.39786G	-44.41	2.48674G	-43.42	24.87638G	-30.35	1
2462MHz_TnomVnom	Pass	2.45999G	9.82	-20.18	1.98196G	-45.26	2.39802G	-43.40	2.4837G	-43.07	23.58117G	-30.39	2
802.11g_Nss1,(6Mbps)_2TX	-	-	-	-	-	-	-	-	-	-	-	-	-
2412MHz_TnomVnom	Pass	2.4357G	7.78	-22.22	2.01458G	-45.20	2.39984G	-26.60	2.50882G	-43.35	24.05037G	-29.82	1
2412MHz_TnomVnom	Pass	2.4357G	7.78	-22.22	2.16486G	-45.41	2.39946G	-26.05	2.48474G	-42.97	23.27493G	-29.98	2
2437MHz_TnomVnom	Pass	2.4357G	7.78	-22.22	797.15M	-45.26	2.3995G	-40.94	2.486G	-43.48	24.67971G	-29.56	1
2437MHz_TnomVnom	Pass	2.4357G	7.78	-22.22	574.93M	-44.64	2.39984G	-41.14	2.51678G	-42.78	24.02789G	-30.29	2
2462MHz_TnomVnom	Pass	2.4357G	7.78	-22.22	1.65896G	-44.92	2.39542G	-43.84	2.48422G	-42.80	24.941G	-30.35	1
2462MHz_TnomVnom	Pass	2.4357G	7.78	-22.22	1.98108G	-45.24	2.39878G	-43.40	2.48582G	-42.55	23.24121G	-30.41	2
802.11n HT20_Nss1,(MCS0)_2TX	-	-	-	-	-	-	-	-	-	-	-	-	-
2412MHz_TnomVnom	Pass	2.4382G	8.19	-21.81	730.17M	-45.40	2.39984G	-25.92	2.50934G	-43.68	23.2946G	-29.88	1
2412MHz_TnomVnom	Pass	2.4382G	8.19	-21.81	2.1436G	-45.41	2.39982G	-23.39	2.4915G	-42.95	23.31426G	-29.37	2
2437MHz_TnomVnom	Pass	2.4382G	8.19	-21.81	2.30874G	-43.64	2.39318G	-41.77	2.52094G	-42.89	17.58837G	-29.81	1
2437MHz_TnomVnom	Pass	2.4382G	8.19	-21.81	1.91643G	-43.93	2.3998G	-41.40	2.50048G	-42.36	21.415G	-30.32	2
2462MHz_TnomVnom	Pass	2.4382G	8.19	-21.81	2.12351G	-44.48	2.39842G	-44.52	2.4842G	-42.55	17.56028G	-30.19	1
2462MHz_TnomVnom	Pass	2.4382G	8.19	-21.81	2.11855G	-44.52	2.39472G	-44.31	2.4851G	-42.33	24.3229G	-29.39	2
802.11n HT20_Nss2,(MCS8)_2TX	-	-	-	-	-	-	-	-	-	-	-	-	-
2412MHz_TnomVnom	Pass	2.43319G	6.40	-23.60	2.01866G	-45.25	2.39976G	-26.08	2.49622G	-43.63	23.27212G	-29.83	1
2412MHz_TnomVnom	Pass	2.43319G	6.40	-23.60	2.10923G	-45.16	2.3997G	-26.35	2.48392G	-42.30	17.4479G	-30.29	2
2437MHz_TnomVnom	Pass	2.43319G	6.40	-23.60	1.97468G	-43.83	2.3992G	-41.07	2.49338G	-43.69	23.30302G	-30.22	1
2437MHz_TnomVnom	Pass	2.43319G	6.40	-23.60	896.18M	-44.81	2.39578G	-39.50	2.48632G	-42.53	24.33413G	-30.08	2
2462MHz_TnomVnom	Pass	2.43319G	6.40	-23.60	2.07225G	-44.86	2.39484G	-44.02	2.48374G	-42.35	24.85671G	-29.54	1
2462MHz_TnomVnom	Pass	2.43319G	6.40	-23.60	2.0195G	-45.08	2.39728G	-43.64	2.4994G	-43.11	24.94943G	-29.41	2



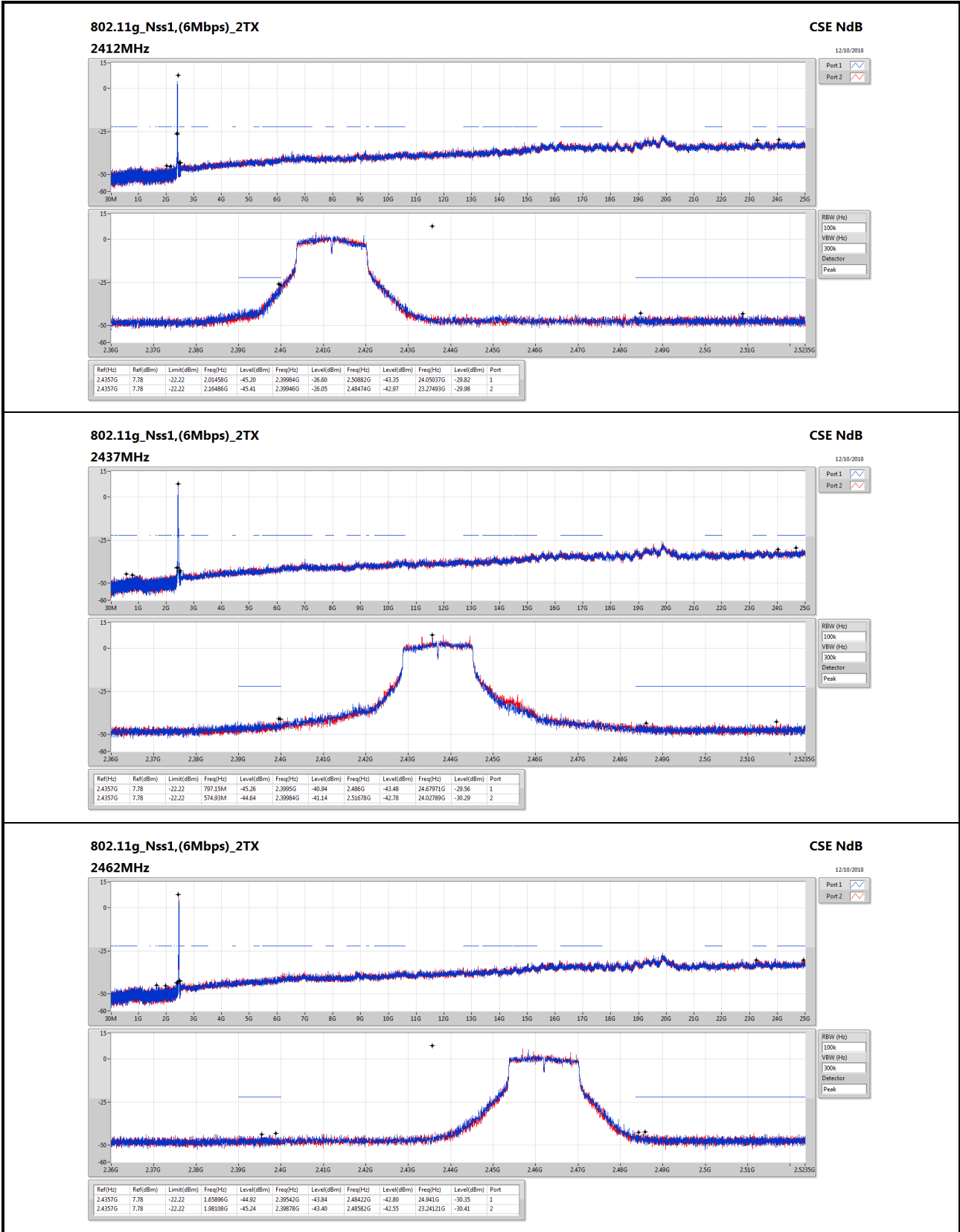
CSE Non-restricted Band Result


802.11b_Nss1,(1Mbps)_2TX
CSE NdB
Port 1
Port 2
RBW (Hz) 100k
VBW (Hz) 300k
Detector Peak



CSE Non-restricted Band Result

Appendix E


802.11g_Nss1,(6Mbps)_2TX
CSE NdB
12/10/2018
Port 1
Port 2

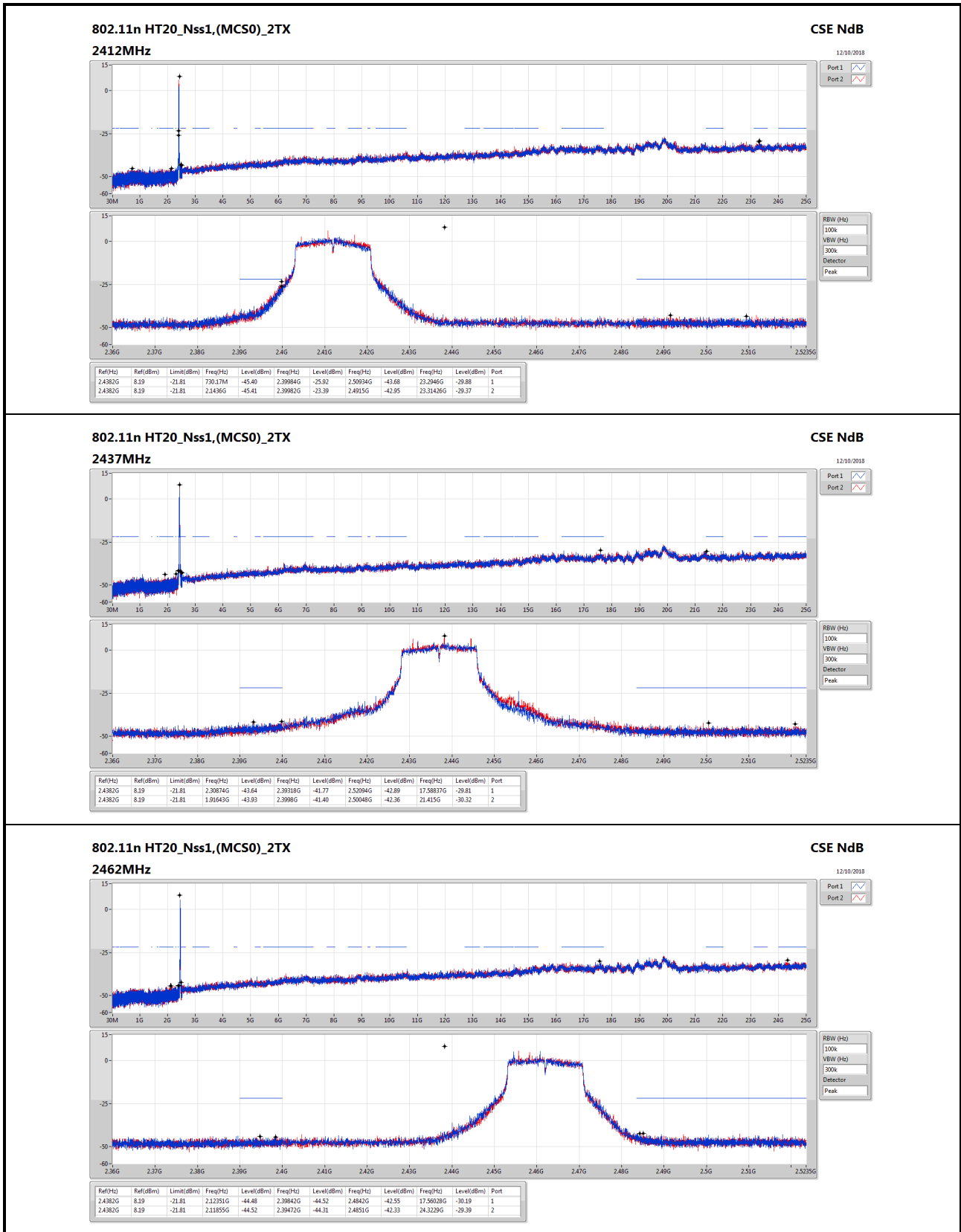
Ref(Hz)	Ref(dBm)	Limit(dBm)	Freq(Hz)	Level(dBm)	Freq(Hz)	Level(dBm)	Freq(Hz)	Level(dBm)	Freq(Hz)	Level(dBm)	Port
243576	7.78	-22.22	1.65896G	-44.92	2.39542G	-43.44	2.48422G	-42.80	24.941G	-30.35	1
243576	7.78	-22.22	1.98108G	-45.24	2.39878G	-43.40	2.49582G	-42.55	23.24212G	-30.41	2

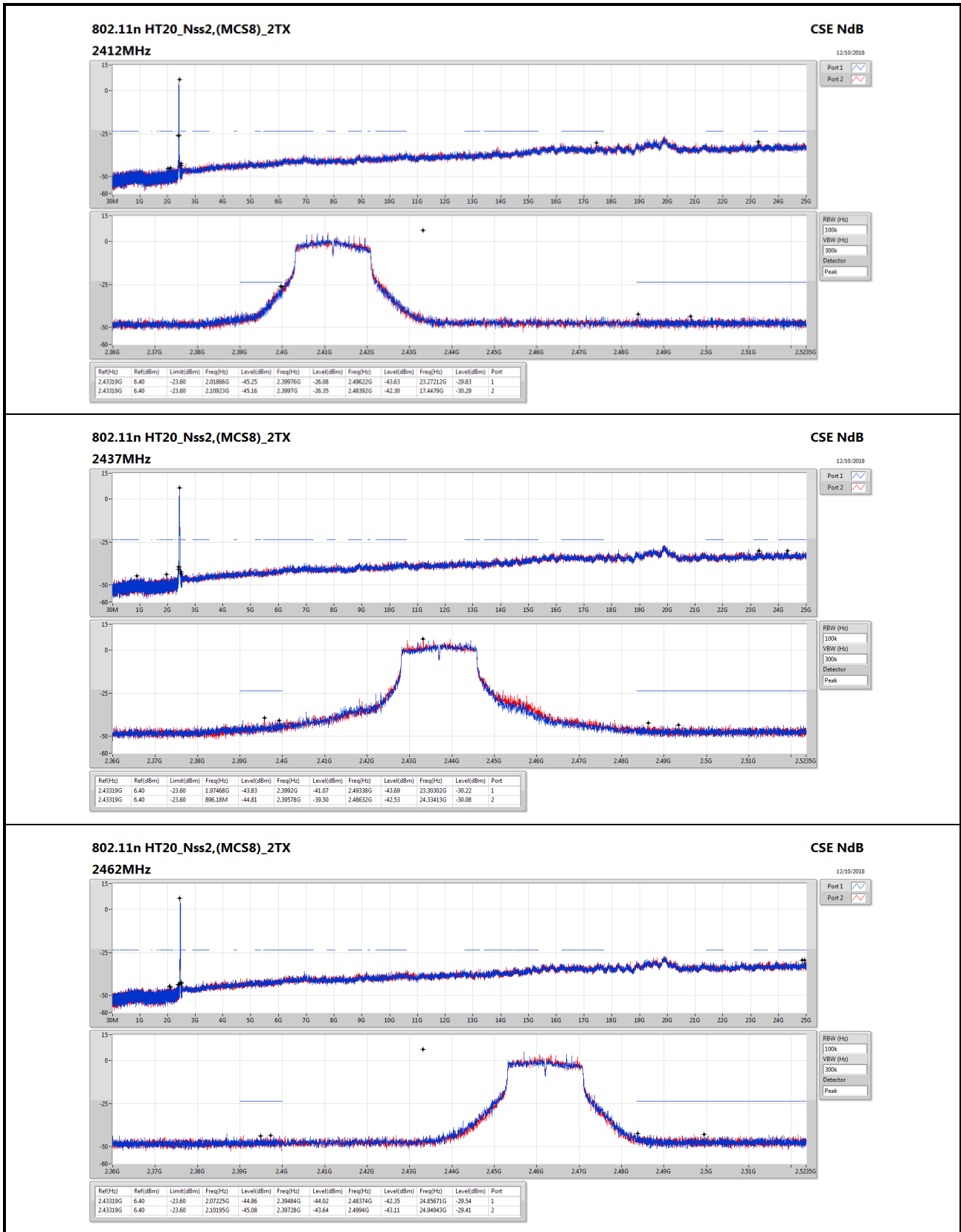
RBW (Hz)
 VBW (Hz)
 Detector



CSE Non-restricted Band Result

Appendix E







Summary

Mode	Result	Type	Freq (Hz)	Level (dBuV/m)	Limit (dBuV/m)	Margin (dB)	Factor (dB)	Dist (m)	Condition	Azimuth (°)	Height (m)	Comments
2.4-2.4835GHz	-	-	-	-	-	-	-	-	-	-	-	-
802.11n HT20_Nss1,(MCS0)_2TX	Pass	PK	776.9M	39.42	46.00	-6.58	-8.12	3	Vertical	360	1.00	-



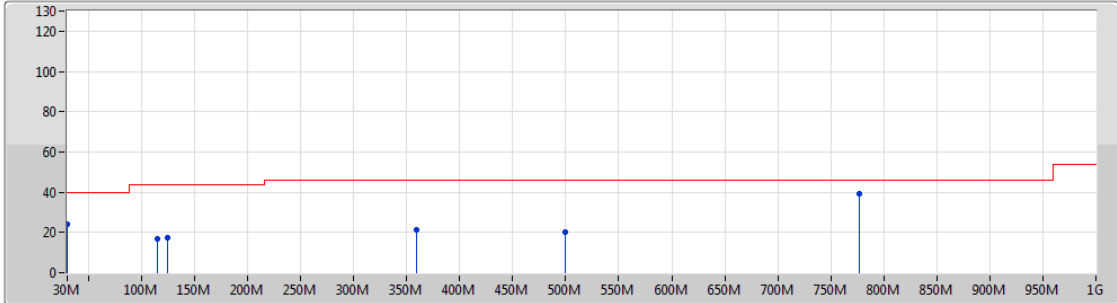
Result

Mode	Result	Type	Freq (Hz)	Level (dBuV/m)	Limit (dBuV/m)	Margin (dB)	Factor (dB)	Dist (m)	Condition	Azimuth (°)	Height (m)	Comments
802.11n HT20_Nss1,(MCS0)_2TX	-	-	-	-	-	-	-	-	-	-	-	-
2437MHz	Pass	PK	30M	24.27	40.00	-15.73	-13.40	3	Vertical	360	1.00	-
2437MHz	Pass	PK	115.36M	16.99	43.50	-26.51	-19.61	3	Vertical	360	1.00	-
2437MHz	Pass	PK	125.06M	17.44	43.50	-26.06	-19.21	3	Vertical	360	1.00	-
2437MHz	Pass	PK	359.8M	21.28	46.00	-24.72	-15.24	3	Vertical	360	1.00	-
2437MHz	Pass	PK	499.48M	20.40	46.00	-25.60	-12.10	3	Vertical	360	1.00	-
2437MHz	Pass	PK	776.9M	39.42	46.00	-6.58	-8.12	3	Vertical	360	1.00	-
2437MHz	Pass	PK	30M	25.53	40.00	-14.47	-13.40	3	Horizontal	0	2.00	-
2437MHz	Pass	PK	125.06M	18.92	43.50	-24.58	-19.21	3	Horizontal	0	2.00	-
2437MHz	Pass	PK	200.72M	16.93	43.50	-26.57	-21.04	3	Horizontal	0	2.00	-
2437MHz	Pass	PK	359.8M	20.33	46.00	-25.67	-15.24	3	Horizontal	0	2.00	-
2437MHz	Pass	PK	499.48M	20.80	46.00	-25.20	-12.10	3	Horizontal	0	2.00	-
2437MHz	Pass	PK	774.96M	38.73	46.00	-7.27	-8.14	3	Horizontal	0	2.00	-


802.11n HT20_Nss1,(MCS0)_2TX

11/10/2018

2437MHz_USB



Legend for the spectrum plot:

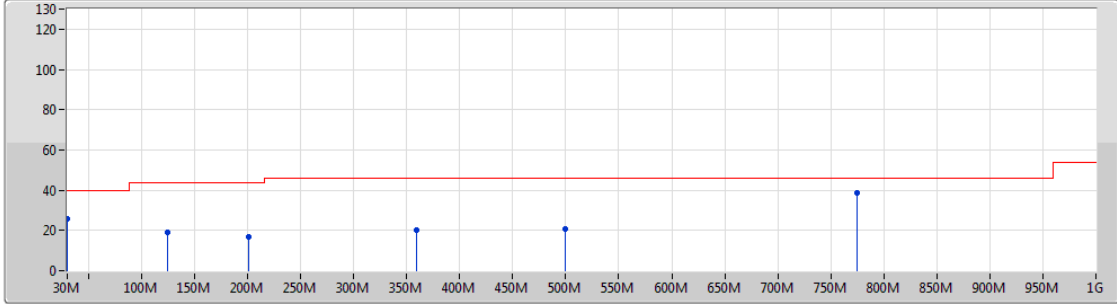
- Lim.PK 
- PK 
- Lim.AV 
- AV 

Type	Freq (Hz)	Level (dBuV/m)	Limit (dBuV/m)	Margin (dB)	Factor (dB)	Dist (m)	Condition	Azimuth (°)	Height (m)	Comments
PK	30M	24.27	40.00	-15.73	-13.40	3	Vertical	360	1.00	-
PK	115.36M	16.99	43.50	-26.51	-19.61	3	Vertical	360	1.00	-
PK	125.06M	17.44	43.50	-26.06	-19.21	3	Vertical	360	1.00	-
PK	359.8M	21.28	46.00	-24.72	-15.24	3	Vertical	360	1.00	-
PK	499.48M	20.40	46.00	-25.60	-12.10	3	Vertical	360	1.00	-
PK	776.9M	39.42	46.00	-6.58	-8.12	3	Vertical	360	1.00	-

802.11n HT20_Nss1,(MCS0)_2TX

11/10/2018

2437MHz_USB



Type	Freq (Hz)	Level (dBuV/m)	Limit (dBuV/m)	Margin (dB)	Factor (dB)	Dist (m)	Condition	Azimuth (°)	Height (m)	Comments
PK	30M	25.53	40.00	-14.47	-13.40	3	Horizontal	0	2.00	-
PK	125.06M	18.92	43.50	-24.58	-19.21	3	Horizontal	0	2.00	-
PK	200.72M	16.93	43.50	-26.57	-21.04	3	Horizontal	0	2.00	-
PK	359.8M	20.33	46.00	-25.67	-15.24	3	Horizontal	0	2.00	-
PK	499.48M	20.80	46.00	-25.20	-12.10	3	Horizontal	0	2.00	-
PK	774.96M	38.73	46.00	-7.27	-8.14	3	Horizontal	0	2.00	-



Summary

Mode	Result	Type	Freq (Hz)	Level (dBuV/m)	Limit (dBuV/m)	Margin (dB)	Factor (dB)	Dist (m)	Condition	Azimuth (°)	Height (m)	Comments
2.4-2.4835GHz	-	-	-	-	-	-	-	-	-	-	-	-
802.11b_Nss1,(1Mbps)_2TX	Pass	AV	2.39G	51.84	54.00	-2.16	30.38	3	Vertical	26	1.50	-
802.11g_Nss1,(6Mbps)_2TX	Pass	AV	2.4844G	53.12	54.00	-0.88	32.61	3	Vertical	0	1.37	-
802.11n HT20_Nss1,(MCS0)_2TX	Pass	AV	2.39G	52.84	54.00	-1.16	30.77	3	Vertical	0	1.84	-
802.11n HT20_Nss2,(MCS8)_2TX	Pass	AV	2.4835G	53.65	54.00	-0.35	32.61	3	Vertical	12	2.79	-



Result

Mode	Result	Type	Freq (Hz)	Level (dBuV/m)	Limit (dBuV/m)	Margin (dB)	Factor (dB)	Dist (m)	Condition	Azimuth (°)	Height (m)	Comments
802.11b_Nss1,(1Mbps)_2TX	-	-	-	-	-	-	-	-	-	-	-	-
2412MHz	Pass	AV	2.3872G	50.93	54.00	-3.07	30.37	3	Vertical	22	1.49	-
2412MHz	Pass	AV	2.4126G	110.97	Inf	-Inf	30.45	3	Vertical	22	1.49	-
2412MHz	Pass	PK	2.387G	60.22	74.00	-13.78	30.37	3	Vertical	22	1.49	-
2412MHz	Pass	PK	2.413G	115.48	Inf	-Inf	30.45	3	Vertical	22	1.49	-
2412MHz	Pass	AV	2.3868G	43.13	54.00	-10.87	30.37	3	Horizontal	50	1.25	-
2412MHz	Pass	AV	2.4112G	100.85	Inf	-Inf	30.45	3	Horizontal	50	1.25	-
2412MHz	Pass	PK	2.386G	55.03	74.00	-18.97	30.37	3	Horizontal	50	1.25	-
2412MHz	Pass	PK	2.411G	105.15	Inf	-Inf	30.45	3	Horizontal	50	1.25	-
2412MHz	Pass	AV	4.82394G	49.45	54.00	-4.55	5.89	3	Vertical	16	1.01	-
2412MHz	Pass	PK	4.824G	52.71	74.00	-21.29	5.89	3	Vertical	16	1.01	-
2412MHz	Pass	AV	4.82394G	50.76	54.00	-3.24	5.89	3	Horizontal	8	2.61	-
2412MHz	Pass	PK	4.82394G	53.78	74.00	-20.22	5.89	3	Horizontal	8	2.61	-
2417MHz	Pass	AV	2.39G	51.84	54.00	-2.16	30.38	3	Vertical	26	1.50	-
2417MHz	Pass	AV	2.4162G	111.95	Inf	-Inf	30.47	3	Vertical	26	1.50	-
2417MHz	Pass	PK	2.3898G	60.18	74.00	-13.82	30.38	3	Vertical	26	1.50	-
2417MHz	Pass	PK	2.416G	116.32	Inf	-Inf	30.47	3	Vertical	26	1.50	-
2417MHz	Pass	AV	2.39G	44.15	54.00	-9.85	30.38	3	Horizontal	51	1.08	-
2417MHz	Pass	AV	2.4162G	101.47	Inf	-Inf	30.47	3	Horizontal	51	1.08	-
2417MHz	Pass	PK	2.386G	55.58	74.00	-18.42	30.37	3	Horizontal	51	1.08	-
2417MHz	Pass	PK	2.416G	105.85	Inf	-Inf	30.47	3	Horizontal	51	1.08	-
2437MHz	Pass	AV	2.3898G	44.28	54.00	-9.72	30.38	3	Vertical	353	1.59	-
2437MHz	Pass	AV	2.4378G	110.89	Inf	-Inf	30.54	3	Vertical	353	1.59	-
2437MHz	Pass	AV	2.4838G	43.33	54.00	-10.67	30.69	3	Vertical	353	1.59	-
2437MHz	Pass	PK	2.3898G	56.35	74.00	-17.65	30.38	3	Vertical	353	1.59	-
2437MHz	Pass	PK	2.4378G	115.46	Inf	-Inf	30.54	3	Vertical	353	1.59	-
2437MHz	Pass	PK	2.485G	55.08	74.00	-18.92	30.69	3	Vertical	353	1.59	-
2437MHz	Pass	AV	2.3878G	41.89	54.00	-12.11	30.37	3	Horizontal	13	1.10	-
2437MHz	Pass	AV	2.4386G	99.03	Inf	-Inf	30.54	3	Horizontal	13	1.10	-
2437MHz	Pass	AV	2.4994G	42.49	54.00	-11.51	30.75	3	Horizontal	13	1.10	-
2437MHz	Pass	PK	2.3714G	53.63	74.00	-20.37	30.31	3	Horizontal	13	1.10	-
2437MHz	Pass	PK	2.4378G	103.50	Inf	-Inf	30.54	3	Horizontal	13	1.10	-
2437MHz	Pass	PK	2.4838G	55.40	74.00	-18.60	30.69	3	Horizontal	13	1.10	-
2437MHz	Pass	AV	4.87394G	49.66	54.00	-4.34	6.00	3	Vertical	0	1.05	-
2437MHz	Pass	AV	7.31028G	36.87	54.00	-17.13	11.22	3	Vertical	0	1.30	-
2437MHz	Pass	PK	4.87406G	53.04	74.00	-20.96	6.00	3	Vertical	0	1.05	-
2437MHz	Pass	PK	7.30848G	50.24	74.00	-23.76	11.21	3	Vertical	0	1.30	-
2437MHz	Pass	AV	4.874G	43.37	54.00	-10.63	6.00	3	Horizontal	193	2.37	-
2437MHz	Pass	AV	7.31664G	36.31	54.00	-17.69	11.23	3	Horizontal	205	1.50	-
2437MHz	Pass	PK	4.87394G	48.70	74.00	-25.30	6.00	3	Horizontal	193	2.37	-
2437MHz	Pass	PK	7.30782G	49.60	74.00	-24.40	11.21	3	Horizontal	205	1.50	-
2462MHz	Pass	AV	2.4612G	111.26	Inf	-Inf	30.62	3	Vertical	357	1.43	-
2462MHz	Pass	AV	2.4835G	45.09	54.00	-8.91	30.69	3	Vertical	357	1.43	-
2462MHz	Pass	PK	2.461G	115.66	Inf	-Inf	30.62	3	Vertical	357	1.43	-
2462MHz	Pass	PK	2.484G	56.56	74.00	-17.44	30.69	3	Vertical	357	1.43	-
2462MHz	Pass	AV	2.4628G	99.28	Inf	-Inf	30.62	3	Horizontal	63	1.09	-
2462MHz	Pass	AV	2.4994G	42.53	54.00	-11.47	30.75	3	Horizontal	63	1.09	-
2462MHz	Pass	PK	2.463G	103.78	Inf	-Inf	30.62	3	Horizontal	63	1.09	-



RSE TX above 1GHz Result

Appendix F.2

Mode	Result	Type	Freq (Hz)	Level (dBuV/m)	Limit (dBuV/m)	Margin (dB)	Factor (dB)	Dist (m)	Condition	Azimuth (°)	Height (m)	Comments
2462MHz	Pass	PK	2.4962G	54.30	74.00	-19.70	30.74	3	Horizontal	63	1.09	-
2462MHz	Pass	AV	4.924G	45.57	54.00	-8.43	6.09	3	Vertical	344	1.04	-
2462MHz	Pass	AV	7.3851G	37.95	54.00	-16.05	11.42	3	Vertical	0	1.05	-
2462MHz	Pass	PK	4.92388G	50.48	74.00	-23.52	6.09	3	Vertical	344	1.04	-
2462MHz	Pass	PK	7.38444G	50.64	74.00	-23.36	11.42	3	Vertical	0	1.05	-
2462MHz	Pass	AV	4.92394G	45.49	54.00	-8.51	6.09	3	Horizontal	11	2.08	-
2462MHz	Pass	AV	7.37406G	36.74	54.00	-17.26	11.39	3	Horizontal	4	1.50	-
2462MHz	Pass	PK	4.92394G	50.59	74.00	-23.41	6.09	3	Horizontal	11	2.08	-
2462MHz	Pass	PK	7.37712G	51.16	74.00	-22.84	11.40	3	Horizontal	4	1.50	-
802.11g_Nss1,(6Mbps)_2TX	-	-	-	-	-	-	-	-	-	-	-	-
2412MHz	Pass	AV	2.39G	52.85	54.00	-1.15	30.77	3	Vertical	16	1.05	-
2412MHz	Pass	AV	2.4106G	103.83	Inf	-Inf	30.85	3	Vertical	16	1.05	-
2412MHz	Pass	PK	2.3898G	66.77	74.00	-7.23	30.77	3	Vertical	16	1.05	-
2412MHz	Pass	PK	2.4104G	115.10	Inf	-Inf	30.85	3	Vertical	16	1.05	-
2412MHz	Pass	AV	2.39G	44.33	54.00	-9.67	30.77	3	Horizontal	6	1.48	-
2412MHz	Pass	AV	2.411G	92.62	Inf	-Inf	30.85	3	Horizontal	6	1.48	-
2412MHz	Pass	PK	2.3896G	57.52	74.00	-16.48	30.77	3	Horizontal	6	1.48	-
2412MHz	Pass	PK	2.4108G	103.67	Inf	-Inf	30.85	3	Horizontal	6	1.48	-
2412MHz	Pass	AV	4.82292G	35.97	54.00	-18.03	3.02	3	Vertical	0	1.01	-
2412MHz	Pass	PK	4.81428G	48.77	74.00	-25.23	3.01	3	Vertical	0	1.01	-
2412MHz	Pass	AV	4.82268G	35.19	54.00	-18.81	3.02	3	Horizontal	13	3.17	-
2412MHz	Pass	PK	4.82286G	48.71	74.00	-25.29	3.02	3	Horizontal	13	3.17	-
2417MHz	Pass	AV	2.3898G	52.76	54.00	-1.24	30.77	3	Vertical	5	1.06	-
2417MHz	Pass	AV	2.414G	104.23	Inf	-Inf	30.86	3	Vertical	5	1.06	-
2417MHz	Pass	PK	2.3888G	66.21	74.00	-7.79	30.77	3	Vertical	5	1.06	-
2417MHz	Pass	PK	2.4144G	115.60	Inf	-Inf	30.86	3	Vertical	5	1.06	-
2417MHz	Pass	AV	2.39G	45.08	54.00	-8.92	30.77	3	Horizontal	61	1.07	-
2417MHz	Pass	AV	2.416G	94.13	Inf	-Inf	30.86	3	Horizontal	61	1.07	-
2417MHz	Pass	PK	2.3896G	59.12	74.00	-14.88	30.77	3	Horizontal	61	1.07	-
2417MHz	Pass	PK	2.4162G	105.05	Inf	-Inf	30.87	3	Horizontal	61	1.07	-
2422MHz	Pass	AV	2.39G	51.23	54.00	-2.77	30.77	3	Vertical	12	1.36	-
2422MHz	Pass	AV	2.421G	106.45	Inf	-Inf	30.89	3	Vertical	12	1.36	-
2422MHz	Pass	PK	2.3894G	65.21	74.00	-8.79	30.77	3	Vertical	12	1.36	-
2422MHz	Pass	PK	2.421G	116.99	Inf	-Inf	30.89	3	Vertical	12	1.36	-
2422MHz	Pass	AV	2.39G	43.95	54.00	-10.05	30.77	3	Horizontal	49	1.54	-
2422MHz	Pass	AV	2.4192G	94.15	Inf	-Inf	30.88	3	Horizontal	49	1.54	-
2422MHz	Pass	PK	2.389G	56.98	74.00	-17.02	30.77	3	Horizontal	49	1.54	-
2422MHz	Pass	PK	2.4194G	104.76	Inf	-Inf	30.88	3	Horizontal	49	1.54	-
2437MHz	Pass	AV	2.3898G	52.06	54.00	-1.94	32.28	3	Vertical	3	1.20	-
2437MHz	Pass	AV	2.4394G	108.53	Inf	-Inf	32.45	3	Vertical	3	1.20	-
2437MHz	Pass	AV	2.4835G	50.96	54.00	-3.04	32.61	3	Vertical	3	1.20	-
2437MHz	Pass	PK	2.3894G	62.79	74.00	-11.21	32.27	3	Vertical	3	1.20	-
2437MHz	Pass	PK	2.439G	117.61	Inf	-Inf	32.45	3	Vertical	3	1.20	-
2437MHz	Pass	PK	2.4842G	61.76	74.00	-12.24	32.61	3	Vertical	3	1.20	-
2437MHz	Pass	AV	2.3898G	47.62	54.00	-6.38	32.28	3	Horizontal	65	1.49	-
2437MHz	Pass	AV	2.4358G	97.04	Inf	-Inf	32.44	3	Horizontal	65	1.49	-
2437MHz	Pass	AV	2.4982G	48.46	54.00	-5.54	32.67	3	Horizontal	65	1.49	-
2437MHz	Pass	PK	2.377G	59.04	74.00	-14.96	32.22	3	Horizontal	65	1.49	-
2437MHz	Pass	PK	2.4362G	105.80	Inf	-Inf	32.44	3	Horizontal	65	1.49	-



RSE TX above 1GHz Result

Appendix F.2

Mode	Result	Type	Freq (Hz)	Level (dBuV/m)	Limit (dBuV/m)	Margin (dB)	Factor (dB)	Dist (m)	Condition	Azimuth (°)	Height (m)	Comments
2437MHz	Pass	PK	2.4942G	59.74	74.00	-14.26	32.65	3	Horizontal	65	1.49	-
2437MHz	Pass	AV	4.87094G	37.57	54.00	-16.43	3.13	3	Vertical	4	1.50	-
2437MHz	Pass	PK	4.8707G	49.88	74.00	-24.12	3.13	3	Vertical	4	1.50	-
2437MHz	Pass	AV	4.87628G	36.84	54.00	-17.16	3.16	3	Horizontal	10	3.12	-
2437MHz	Pass	PK	4.8761G	49.31	74.00	-24.69	3.16	3	Horizontal	10	3.12	-
2457MHz	Pass	AV	2.456G	105.66	Inf	-Inf	31.01	3	Vertical	7	1.50	-
2457MHz	Pass	AV	2.4838G	50.45	54.00	-3.55	31.11	3	Vertical	7	1.50	-
2457MHz	Pass	PK	2.4562G	117.09	Inf	-Inf	31.01	3	Vertical	7	1.50	-
2457MHz	Pass	PK	2.4846G	65.78	74.00	-8.22	31.12	3	Vertical	7	1.50	-
2457MHz	Pass	AV	2.4582G	94.79	Inf	-Inf	31.02	3	Horizontal	56	1.50	-
2457MHz	Pass	AV	2.4835G	44.48	54.00	-9.52	31.11	3	Horizontal	56	1.50	-
2457MHz	Pass	PK	2.4582G	105.66	Inf	-Inf	31.02	3	Horizontal	56	1.50	-
2457MHz	Pass	PK	2.4835G	57.40	74.00	-16.60	31.11	3	Horizontal	56	1.50	-
2462MHz	Pass	AV	2.4614G	106.36	Inf	-Inf	32.53	3	Vertical	0	1.37	-
2462MHz	Pass	AV	2.4844G	53.12	54.00	-0.88	32.61	3	Vertical	0	1.37	-
2462MHz	Pass	PK	2.457G	115.20	Inf	-Inf	32.52	3	Vertical	0	1.37	-
2462MHz	Pass	PK	2.4846G	68.23	74.00	-5.77	32.61	3	Vertical	0	1.37	-
2462MHz	Pass	AV	2.4634G	95.00	Inf	-Inf	32.54	3	Horizontal	67	2.68	-
2462MHz	Pass	AV	2.4835G	49.77	54.00	-4.23	32.61	3	Horizontal	67	2.68	-
2462MHz	Pass	PK	2.4638G	104.32	Inf	-Inf	32.54	3	Horizontal	67	2.68	-
2462MHz	Pass	PK	2.4836G	61.32	74.00	-12.68	32.61	3	Horizontal	67	2.68	-
2462MHz	Pass	AV	4.92184G	34.58	54.00	-19.42	3.24	3	Vertical	3	1.50	-
2462MHz	Pass	PK	4.91656G	46.34	74.00	-27.66	3.23	3	Vertical	3	1.50	-
2462MHz	Pass	AV	4.92172G	35.12	54.00	-18.88	3.24	3	Horizontal	15	3.05	-
2462MHz	Pass	PK	4.92706G	47.96	74.00	-26.04	3.26	3	Horizontal	15	3.05	-
802.11n HT20_Nss1,(MCS0)_2TX	-	-	-	-	-	-	-	-	-	-	-	-
2412MHz	Pass	AV	2.39G	52.68	54.00	-1.32	30.38	3	Vertical	23	1.12	-
2412MHz	Pass	AV	2.4134G	102.57	Inf	-Inf	30.45	3	Vertical	23	1.12	-
2412MHz	Pass	PK	2.3892G	66.76	74.00	-7.24	30.37	3	Vertical	23	1.12	-
2412MHz	Pass	PK	2.414G	113.86	Inf	-Inf	30.45	3	Vertical	23	1.12	-
2412MHz	Pass	AV	2.39G	46.17	54.00	-7.83	30.38	3	Horizontal	63	1.08	-
2412MHz	Pass	AV	2.4112G	93.62	Inf	-Inf	30.45	3	Horizontal	63	1.08	-
2412MHz	Pass	PK	2.3896G	58.63	74.00	-15.37	30.38	3	Horizontal	63	1.08	-
2412MHz	Pass	PK	2.4108G	104.33	Inf	-Inf	30.45	3	Horizontal	63	1.08	-
2412MHz	Pass	AV	4.81848G	32.11	54.00	-21.89	5.89	3	Vertical	0	1.49	-
2412MHz	Pass	PK	4.82286G	45.65	74.00	-28.35	5.89	3	Vertical	0	1.49	-
2412MHz	Pass	AV	4.82244G	31.65	54.00	-22.35	5.89	3	Horizontal	12	1.50	-
2412MHz	Pass	PK	4.82268G	45.24	74.00	-28.76	5.89	3	Horizontal	12	1.50	-
2417MHz	Pass	AV	2.39G	52.84	54.00	-1.16	30.77	3	Vertical	0	1.84	-
2417MHz	Pass	AV	2.416G	104.52	Inf	-Inf	30.86	3	Vertical	0	1.84	-
2417MHz	Pass	PK	2.3894G	66.93	74.00	-7.07	30.77	3	Vertical	0	1.84	-
2417MHz	Pass	PK	2.4186G	115.70	Inf	-Inf	30.87	3	Vertical	0	1.84	-
2417MHz	Pass	AV	2.39G	44.77	54.00	-9.23	30.77	3	Horizontal	26	1.00	-
2417MHz	Pass	AV	2.416G	93.71	Inf	-Inf	30.86	3	Horizontal	26	1.00	-
2417MHz	Pass	PK	2.3888G	57.94	74.00	-16.06	30.77	3	Horizontal	26	1.00	-
2417MHz	Pass	PK	2.4162G	104.94	Inf	-Inf	30.87	3	Horizontal	26	1.00	-
2422MHz	Pass	AV	2.39G	51.31	54.00	-2.69	30.77	3	Vertical	3	1.14	-
2422MHz	Pass	AV	2.421G	105.15	Inf	-Inf	30.89	3	Vertical	3	1.14	-
2422MHz	Pass	PK	2.3898G	64.73	74.00	-9.27	30.77	3	Vertical	3	1.14	-



RSE TX above 1GHz Result

Appendix F.2

Mode	Result	Type	Freq (Hz)	Level (dBuV/m)	Limit (dBuV/m)	Margin (dB)	Factor (dB)	Dist (m)	Condition	Azimuth (°)	Height (m)	Comments
2422MHz	Pass	PK	2.4212G	116.60	Inf	-Inf	30.89	3	Vertical	3	1.14	-
2422MHz	Pass	AV	2.39G	44.51	54.00	-9.49	30.77	3	Horizontal	25	1.00	-
2422MHz	Pass	AV	2.421G	93.92	Inf	-Inf	30.89	3	Horizontal	25	1.00	-
2422MHz	Pass	PK	2.39G	57.08	74.00	-16.92	30.77	3	Horizontal	25	1.00	-
2422MHz	Pass	PK	2.4212G	105.21	Inf	-Inf	30.89	3	Horizontal	25	1.00	-
2437MHz	Pass	AV	2.3898G	52.56	54.00	-1.44	32.28	3	Vertical	3	1.50	-
2437MHz	Pass	AV	2.445G	107.12	Inf	-Inf	32.47	3	Vertical	3	1.50	-
2437MHz	Pass	AV	2.4835G	50.96	54.00	-3.04	32.61	3	Vertical	3	1.50	-
2437MHz	Pass	PK	2.3898G	63.80	74.00	-10.20	32.28	3	Vertical	3	1.50	-
2437MHz	Pass	PK	2.4346G	116.67	Inf	-Inf	32.43	3	Vertical	3	1.50	-
2437MHz	Pass	PK	2.4846G	61.57	74.00	-12.43	32.61	3	Vertical	3	1.50	-
2437MHz	Pass	AV	2.3898G	47.91	54.00	-6.09	32.28	3	Horizontal	51	1.57	-
2437MHz	Pass	AV	2.4362G	97.26	Inf	-Inf	32.44	3	Horizontal	51	1.57	-
2437MHz	Pass	AV	2.485G	48.69	54.00	-5.31	32.61	3	Horizontal	51	1.57	-
2437MHz	Pass	PK	2.3778G	59.34	74.00	-14.66	32.23	3	Horizontal	51	1.57	-
2437MHz	Pass	PK	2.4378G	106.30	Inf	-Inf	32.45	3	Horizontal	51	1.57	-
2437MHz	Pass	PK	2.489G	60.81	74.00	-13.19	32.63	3	Horizontal	51	1.57	-
2437MHz	Pass	AV	4.87934G	36.62	54.00	-17.38	7.96	3	Vertical	0	1.32	-
2437MHz	Pass	AV	7.3137G	38.61	54.00	-15.39	13.59	3	Vertical	0	1.37	-
2437MHz	Pass	PK	4.87778G	51.06	74.00	-22.94	7.96	3	Vertical	0	1.32	-
2437MHz	Pass	PK	7.3083G	52.64	74.00	-21.36	13.57	3	Vertical	0	1.37	-
2437MHz	Pass	AV	4.8699G	30.15	54.00	-23.85	3.13	3	Horizontal	8	1.03	-
2437MHz	Pass	AV	7.3137G	34.19	54.00	-19.81	9.31	3	Horizontal	75	1.70	-
2437MHz	Pass	PK	4.8678G	44.36	74.00	-29.64	3.12	3	Horizontal	8	1.03	-
2437MHz	Pass	PK	7.32054G	48.65	74.00	-25.35	9.33	3	Horizontal	75	1.70	-
2457MHz	Pass	AV	2.458G	107.90	Inf	-Inf	32.52	3	Vertical	29	1.49	-
2457MHz	Pass	AV	2.4835G	52.51	54.00	-1.49	32.61	3	Vertical	29	1.49	-
2457MHz	Pass	PK	2.4556G	117.01	Inf	-Inf	32.51	3	Vertical	29	1.49	-
2457MHz	Pass	PK	2.4842G	63.95	74.00	-10.05	32.61	3	Vertical	29	1.49	-
2457MHz	Pass	AV	2.456G	97.72	Inf	-Inf	32.51	3	Horizontal	60	1.01	-
2457MHz	Pass	AV	2.4835G	48.36	54.00	-5.64	32.61	3	Horizontal	60	1.01	-
2457MHz	Pass	PK	2.4548G	106.23	Inf	-Inf	32.51	3	Horizontal	60	1.01	-
2457MHz	Pass	PK	2.4946G	60.49	74.00	-13.51	32.65	3	Horizontal	60	1.01	-
2462MHz	Pass	AV	2.4606G	103.52	Inf	-Inf	30.62	3	Vertical	357	1.54	-
2462MHz	Pass	AV	2.4835G	52.65	54.00	-1.35	30.69	3	Vertical	357	1.54	-
2462MHz	Pass	PK	2.4602G	114.86	Inf	-Inf	30.61	3	Vertical	357	1.54	-
2462MHz	Pass	PK	2.4835G	66.34	74.00	-7.66	30.69	3	Vertical	357	1.54	-
2462MHz	Pass	AV	2.4634G	91.96	Inf	-Inf	30.62	3	Horizontal	62	1.31	-
2462MHz	Pass	AV	2.4835G	46.78	54.00	-7.22	30.69	3	Horizontal	62	1.31	-
2462MHz	Pass	PK	2.464G	104.02	Inf	-Inf	30.62	3	Horizontal	62	1.31	-
2462MHz	Pass	PK	2.4836G	59.63	74.00	-14.37	30.69	3	Horizontal	62	1.31	-
2462MHz	Pass	AV	4.9196G	32.56	54.00	-21.44	6.09	3	Vertical	358	1.07	-
2462MHz	Pass	AV	7.3785G	36.89	54.00	-17.11	11.40	3	Vertical	0	1.36	-
2462MHz	Pass	PK	4.9234G	46.08	74.00	-27.92	6.09	3	Vertical	358	1.07	-
2462MHz	Pass	PK	7.38456G	50.42	74.00	-23.58	11.42	3	Vertical	0	1.36	-
2462MHz	Pass	AV	4.9324G	31.08	54.00	-22.92	6.12	3	Horizontal	60	1.50	-
2462MHz	Pass	AV	7.38024G	36.81	54.00	-17.19	11.41	3	Horizontal	60	1.50	-
2462MHz	Pass	PK	4.9215G	44.46	74.00	-29.54	6.09	3	Horizontal	60	1.50	-
2462MHz	Pass	PK	7.37718G	50.93	74.00	-23.07	11.40	3	Horizontal	60	1.50	-



RSE TX above 1GHz Result

Appendix F.2

Mode	Result	Type	Freq (Hz)	Level (dBuV/m)	Limit (dBuV/m)	Margin (dB)	Factor (dB)	Dist (m)	Condition	Azimuth (°)	Height (m)	Comments
802.11n HT20_Nss2,(MCS8)_2TX	-	-	-	-	-	-	-	-	-	-	-	-
2412MHz	Pass	AV	2.39G	52.81	54.00	-1.19	30.38	3	Vertical	0	1.17	-
2412MHz	Pass	AV	2.4112G	100.56	Inf	-Inf	30.45	3	Vertical	0	1.17	-
2412MHz	Pass	PK	2.39G	66.47	74.00	-7.53	30.38	3	Vertical	0	1.17	-
2412MHz	Pass	PK	2.4092G	113.28	Inf	-Inf	30.44	3	Vertical	0	1.17	-
2412MHz	Pass	AV	2.39G	44.18	54.00	-9.82	30.38	3	Horizontal	43	1.59	-
2412MHz	Pass	AV	2.4128G	88.99	Inf	-Inf	30.45	3	Horizontal	43	1.59	-
2412MHz	Pass	PK	2.389G	55.74	74.00	-18.26	30.37	3	Horizontal	43	1.59	-
2412MHz	Pass	PK	2.4098G	101.49	Inf	-Inf	30.44	3	Horizontal	43	1.59	-
2412MHz	Pass	AV	4.822G	31.89	54.00	-22.11	5.89	3	Vertical	8	1.50	-
2412MHz	Pass	PK	4.8244G	45.77	74.00	-28.23	5.89	3	Vertical	8	1.50	-
2412MHz	Pass	AV	4.824G	31.31	54.00	-22.69	5.89	3	Horizontal	37	2.57	-
2412MHz	Pass	PK	4.8262G	44.73	74.00	-29.27	5.90	3	Horizontal	37	2.57	-
2417MHz	Pass	AV	2.39G	52.99	54.00	-1.01	30.77	3	Vertical	9	1.06	-
2417MHz	Pass	AV	2.4158G	101.08	Inf	-Inf	30.86	3	Vertical	9	1.06	-
2417MHz	Pass	PK	2.3896G	66.55	74.00	-7.45	30.77	3	Vertical	9	1.06	-
2417MHz	Pass	PK	2.4154G	114.76	Inf	-Inf	30.86	3	Vertical	9	1.06	-
2417MHz	Pass	AV	2.3898G	45.22	54.00	-8.78	30.77	3	Horizontal	64	1.09	-
2417MHz	Pass	AV	2.416G	91.39	Inf	-Inf	30.86	3	Horizontal	64	1.09	-
2417MHz	Pass	PK	2.3886G	58.24	74.00	-15.76	30.77	3	Horizontal	64	1.09	-
2417MHz	Pass	PK	2.4178G	104.01	Inf	-Inf	30.87	3	Horizontal	64	1.09	-
2422MHz	Pass	AV	2.39G	51.37	54.00	-2.63	30.77	3	Vertical	21	1.13	-
2422MHz	Pass	AV	2.4206G	102.29	Inf	-Inf	30.89	3	Vertical	21	1.13	-
2422MHz	Pass	PK	2.3888G	63.59	74.00	-10.41	30.77	3	Vertical	21	1.13	-
2422MHz	Pass	PK	2.4236G	115.26	Inf	-Inf	30.90	3	Vertical	21	1.13	-
2422MHz	Pass	AV	2.39G	44.69	54.00	-9.31	30.77	3	Horizontal	66	1.08	-
2422MHz	Pass	AV	2.4208G	92.81	Inf	-Inf	30.89	3	Horizontal	66	1.08	-
2422MHz	Pass	PK	2.3882G	57.21	74.00	-16.79	30.77	3	Horizontal	66	1.08	-
2422MHz	Pass	PK	2.4202G	104.98	Inf	-Inf	30.89	3	Horizontal	66	1.08	-
2437MHz	Pass	AV	2.3898G	52.40	54.00	-1.60	32.28	3	Vertical	0	1.61	-
2437MHz	Pass	AV	2.4378G	106.35	Inf	-Inf	32.45	3	Vertical	0	1.61	-
2437MHz	Pass	AV	2.4835G	51.18	54.00	-2.82	32.61	3	Vertical	0	1.61	-
2437MHz	Pass	PK	2.3886G	63.99	74.00	-10.01	32.27	3	Vertical	0	1.61	-
2437MHz	Pass	PK	2.4382G	116.57	Inf	-Inf	32.45	3	Vertical	0	1.61	-
2437MHz	Pass	PK	2.485G	61.70	74.00	-12.30	32.61	3	Vertical	0	1.61	-
2437MHz	Pass	AV	2.3898G	47.91	54.00	-6.09	32.28	3	Horizontal	62	1.50	-
2437MHz	Pass	AV	2.4382G	94.60	Inf	-Inf	32.45	3	Horizontal	62	1.50	-
2437MHz	Pass	AV	2.4835G	48.68	54.00	-5.32	32.61	3	Horizontal	62	1.50	-
2437MHz	Pass	PK	2.3762G	59.47	74.00	-14.53	32.22	3	Horizontal	62	1.50	-
2437MHz	Pass	PK	2.439G	104.53	Inf	-Inf	32.45	3	Horizontal	62	1.50	-
2437MHz	Pass	PK	2.4966G	59.75	74.00	-14.25	32.66	3	Horizontal	62	1.50	-
2437MHz	Pass	AV	4.87382G	37.30	54.00	-16.70	7.94	3	Vertical	0	1.02	-
2437MHz	Pass	AV	7.31298G	38.76	54.00	-15.24	13.59	3	Vertical	360	1.50	-
2437MHz	Pass	PK	4.8725G	51.94	74.00	-22.06	7.94	3	Vertical	0	1.02	-
2437MHz	Pass	PK	7.31358G	52.65	74.00	-21.35	13.59	3	Vertical	360	1.50	-
2437MHz	Pass	AV	4.878G	33.45	54.00	-20.55	7.96	3	Horizontal	0	1.14	-
2437MHz	Pass	AV	7.31556G	38.68	54.00	-15.32	13.60	3	Horizontal	12	1.50	-
2437MHz	Pass	PK	4.8699G	47.34	74.00	-26.66	7.94	3	Horizontal	0	1.14	-
2437MHz	Pass	PK	7.29924G	52.28	74.00	-21.72	13.54	3	Horizontal	12	1.50	-



RSE TX above 1GHz Result

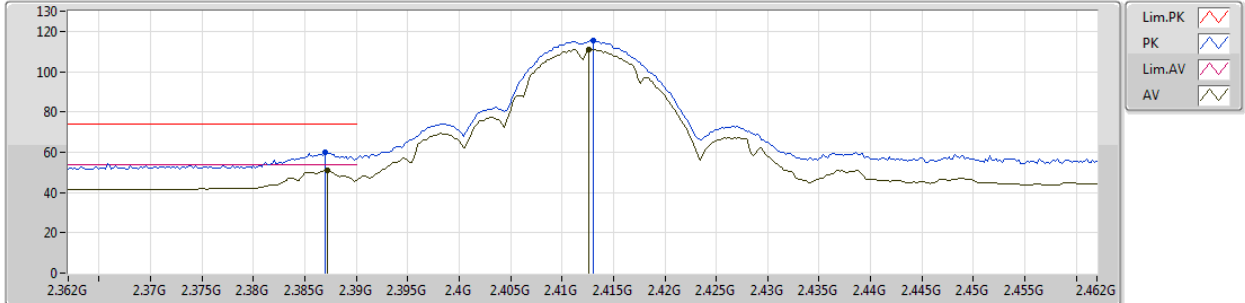
Appendix F.2

Mode	Result	Type	Freq (Hz)	Level (dBuV/m)	Limit (dBuV/m)	Margin (dB)	Factor (dB)	Dist (m)	Condition	Azimuth (°)	Height (m)	Comments
2457MHz	Pass	AV	2.456G	106.57	Inf	-Inf	32.51	3	Vertical	12	2.79	-
2457MHz	Pass	AV	2.4835G	53.65	54.00	-0.35	32.61	3	Vertical	12	2.79	-
2457MHz	Pass	PK	2.4556G	117.08	Inf	-Inf	32.51	3	Vertical	12	2.79	-
2457MHz	Pass	PK	2.4835G	65.52	74.00	-8.48	32.61	3	Vertical	12	2.79	-
2457MHz	Pass	AV	2.4558G	96.22	Inf	-Inf	32.51	3	Horizontal	49	2.77	-
2457MHz	Pass	AV	2.4835G	49.16	54.00	-4.84	32.61	3	Horizontal	49	2.77	-
2457MHz	Pass	PK	2.459G	106.90	Inf	-Inf	32.52	3	Horizontal	49	2.77	-
2457MHz	Pass	PK	2.4836G	61.33	74.00	-12.67	32.61	3	Horizontal	49	2.77	-
2462MHz	Pass	AV	2.461G	99.95	Inf	-Inf	30.62	3	Vertical	351	1.50	-
2462MHz	Pass	AV	2.4835G	52.24	54.00	-1.76	30.69	3	Vertical	351	1.50	-
2462MHz	Pass	PK	2.4598G	113.34	Inf	-Inf	30.61	3	Vertical	351	1.50	-
2462MHz	Pass	PK	2.4835G	66.11	74.00	-7.89	30.69	3	Vertical	351	1.50	-
2462MHz	Pass	AV	2.4608G	95.61	Inf	-Inf	30.62	3	Horizontal	64	1.10	-
2462MHz	Pass	AV	2.4835G	49.30	54.00	-4.70	30.69	3	Horizontal	64	1.10	-
2462MHz	Pass	PK	2.4606G	108.48	Inf	-Inf	30.62	3	Horizontal	64	1.10	-
2462MHz	Pass	PK	2.4852G	62.27	74.00	-11.73	30.70	3	Horizontal	64	1.10	-
2462MHz	Pass	AV	4.92406G	33.74	54.00	-20.26	6.09	3	Vertical	0	1.01	-
2462MHz	Pass	AV	7.37826G	37.07	54.00	-16.93	11.40	3	Vertical	360	1.30	-
2462MHz	Pass	PK	4.92538G	47.99	74.00	-26.01	6.10	3	Vertical	0	1.01	-
2462MHz	Pass	PK	7.3908G	50.47	74.00	-23.53	11.44	3	Vertical	360	1.30	-
2462MHz	Pass	AV	4.92322G	34.72	54.00	-19.28	6.09	3	Horizontal	15	2.58	-
2462MHz	Pass	AV	7.37328G	36.82	54.00	-17.18	11.39	3	Horizontal	0	1.46	-
2462MHz	Pass	PK	4.92184G	49.95	74.00	-24.05	6.09	3	Horizontal	15	2.58	-
2462MHz	Pass	PK	7.38042G	50.52	74.00	-23.48	11.41	3	Horizontal	0	1.46	-

802.11b_Nss1,(1Mbps)_2TX

04/10/2018

2412MHz_TX

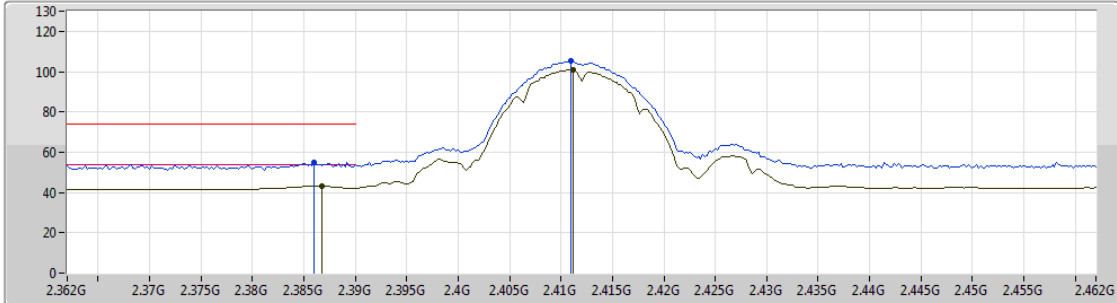


Type	Freq (Hz)	Level (dBuV/m)	Limit (dBuV/m)	Margin (dB)	Factor (dB)	Dist (m)	Condition	Azimuth (°)	Height (m)	Comments
AV	2.3872G	50.93	54.00	-3.07	30.37	3	Vertical	22	1.49	-
AV	2.4126G	110.97	Inf	-Inf	30.45	3	Vertical	22	1.49	-
PK	2.387G	60.22	74.00	-13.78	30.37	3	Vertical	22	1.49	-
PK	2.413G	115.48	Inf	-Inf	30.45	3	Vertical	22	1.49	-


802.11b_Nss1,(1Mbps)_2TX

04/10/2018

2412MHz_TX



Legend for the spectrum plot:

- Lim.PK 
- PK 
- Lim.AV 
- AV 

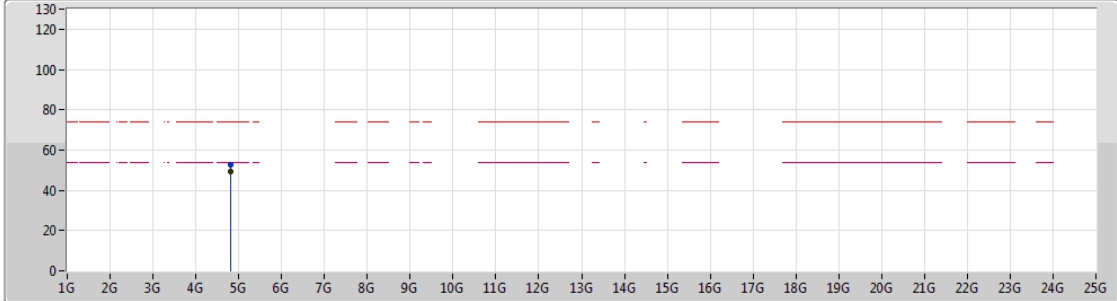
Type	Freq (Hz)	Level (dBuV/m)	Limit (dBuV/m)	Margin (dB)	Factor (dB)	Dist (m)	Condition	Azimuth (°)	Height (m)	Comments
AV	2.3868G	43.13	54.00	-10.87	30.37	3	Horizontal	50	1.25	-
AV	2.4112G	100.85	Inf	-Inf	30.45	3	Horizontal	50	1.25	-
PK	2.386G	55.03	74.00	-18.97	30.37	3	Horizontal	50	1.25	-
PK	2.411G	105.15	Inf	-Inf	30.45	3	Horizontal	50	1.25	-



802.11b_Nss1,(1Mbps)_2TX

04/10/2018

2412MHz_TX



Lim.PK
 PK
 Lim.AV
 AV

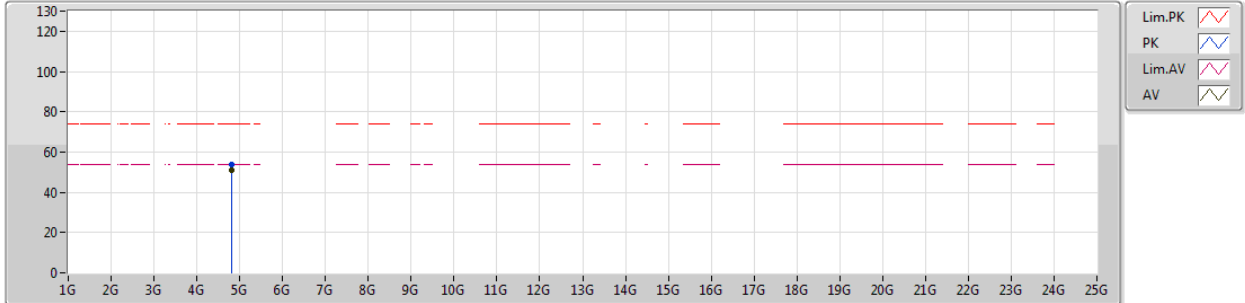
Type	Freq (Hz)	Level (dBuV/m)	Limit (dBuV/m)	Margin (dB)	Factor (dB)	Dist (m)	Condition	Azimuth (°)	Height (m)	Comments
AV	4.82394G	49.45	54.00	-4.55	5.89	3	Vertical	16	1.01	-
PK	4.824G	52.71	74.00	-21.29	5.89	3	Vertical	16	1.01	-



802.11b_Nss1,(1Mbps)_2TX

04/10/2018

2412MHz_TX

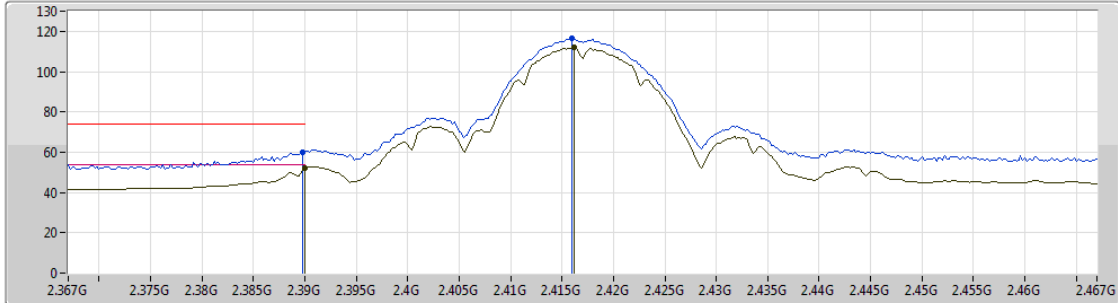


Type	Freq (Hz)	Level (dBuV/m)	Limit (dBuV/m)	Margin (dB)	Factor (dB)	Dist (m)	Condition	Azimuth (°)	Height (m)	Comments
AV	4.82394G	50.76	54.00	-3.24	5.89	3	Horizontal	8	2.61	-
PK	4.82394G	53.78	74.00	-20.22	5.89	3	Horizontal	8	2.61	-

802.11b_Nss1,(1Mbps)_2TX

05/10/2018

2417MHz_TX



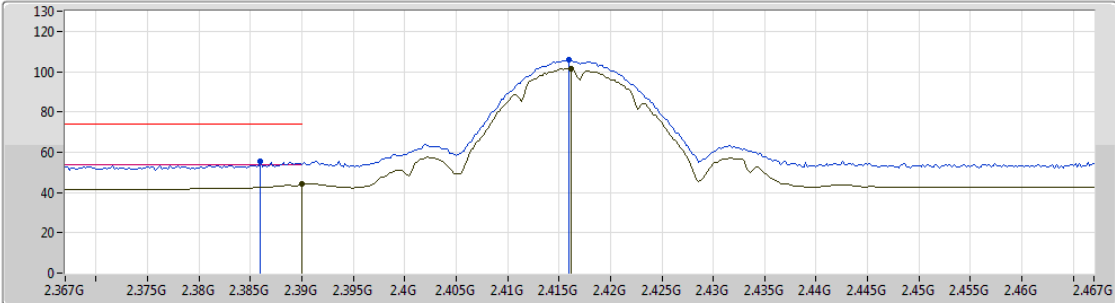
Type	Freq (Hz)	Level (dBuV/m)	Limit (dBuV/m)	Margin (dB)	Factor (dB)	Dist (m)	Condition	Azimuth (°)	Height (m)	Comments
AV	2.39G	51.84	54.00	-2.16	30.38	3	Vertical	26	1.50	-
AV	2.4162G	111.95	Inf	-Inf	30.47	3	Vertical	26	1.50	-
PK	2.3898G	60.18	74.00	-13.82	30.38	3	Vertical	26	1.50	-
PK	2.416G	116.32	Inf	-Inf	30.47	3	Vertical	26	1.50	-



802.11b_Nss1,(1Mbps)_2TX

05/10/2018

2417MHz_TX



Lim.PK
 PK
 Lim.AV
 AV

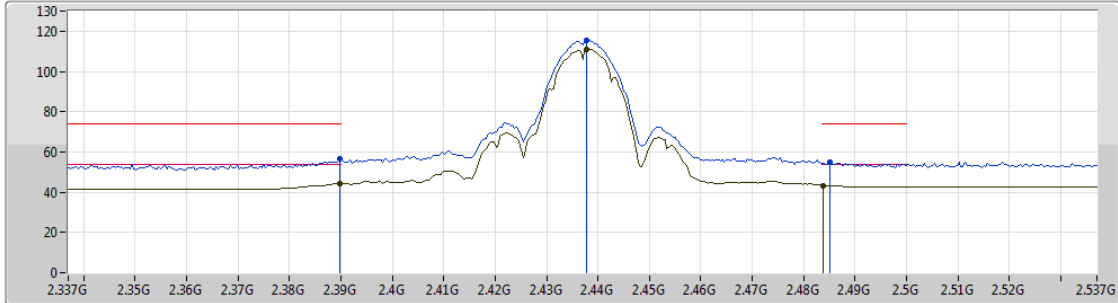
Type	Freq (Hz)	Level (dBuV/m)	Limit (dBuV/m)	Margin (dB)	Factor (dB)	Dist (m)	Condition	Azimuth (°)	Height (m)	Comments
AV	2.39G	44.15	54.00	-9.85	30.38	3	Horizontal	51	1.08	-
AV	2.4162G	101.47	Inf	-Inf	30.47	3	Horizontal	51	1.08	-
PK	2.386G	55.58	74.00	-18.42	30.37	3	Horizontal	51	1.08	-
PK	2.416G	105.85	Inf	-Inf	30.47	3	Horizontal	51	1.08	-



802.11b_Nss1,(1Mbps)_2TX

04/10/2018

2437MHz_TX

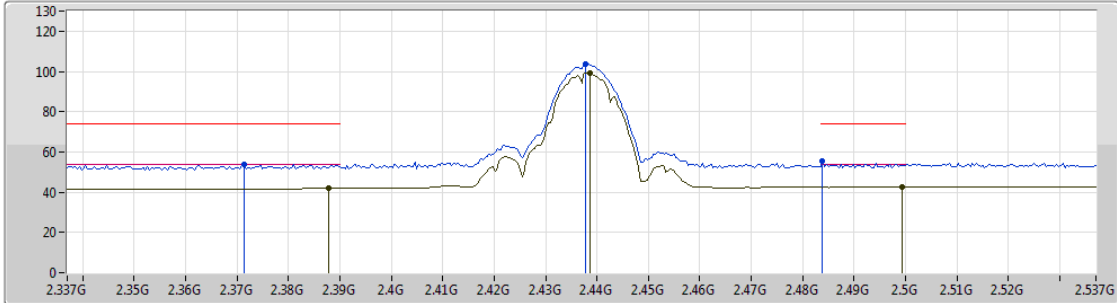


Type	Freq (Hz)	Level (dBuV/m)	Limit (dBuV/m)	Margin (dB)	Factor (dB)	Dist (m)	Condition	Azimuth (°)	Height (m)	Comments
AV	2.3898G	44.28	54.00	-9.72	30.38	3	Vertical	353	1.59	-
AV	2.4378G	110.89	Inf	-Inf	30.54	3	Vertical	353	1.59	-
AV	2.4838G	43.33	54.00	-10.67	30.69	3	Vertical	353	1.59	-
PK	2.3898G	56.35	74.00	-17.65	30.38	3	Vertical	353	1.59	-
PK	2.4378G	115.46	Inf	-Inf	30.54	3	Vertical	353	1.59	-
PK	2.485G	55.08	74.00	-18.92	30.69	3	Vertical	353	1.59	-

802.11b_Nss1,(1Mbps)_2TX

04/10/2018

2437MHz_TX



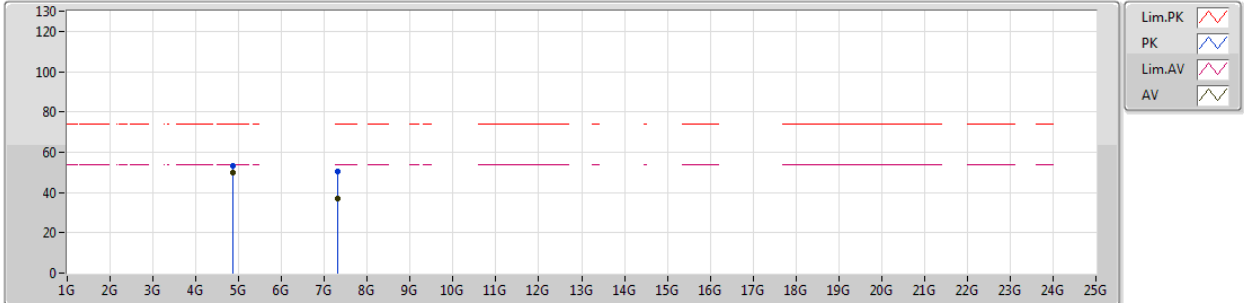
Type	Freq (Hz)	Level (dBuV/m)	Limit (dBuV/m)	Margin (dB)	Factor (dB)	Dist (m)	Condition	Azimuth (°)	Height (m)	Comments
AV	2.3878G	41.89	54.00	-12.11	30.37	3	Horizontal	13	1.10	-
AV	2.4386G	99.03	Inf	-Inf	30.54	3	Horizontal	13	1.10	-
AV	2.4994G	42.49	54.00	-11.51	30.75	3	Horizontal	13	1.10	-
PK	2.3714G	53.63	74.00	-20.37	30.31	3	Horizontal	13	1.10	-
PK	2.4378G	103.50	Inf	-Inf	30.54	3	Horizontal	13	1.10	-
PK	2.4838G	55.40	74.00	-18.60	30.69	3	Horizontal	13	1.10	-



802.11b_Nss1,(1Mbps)_2TX

04/10/2018

2437MHz_TX



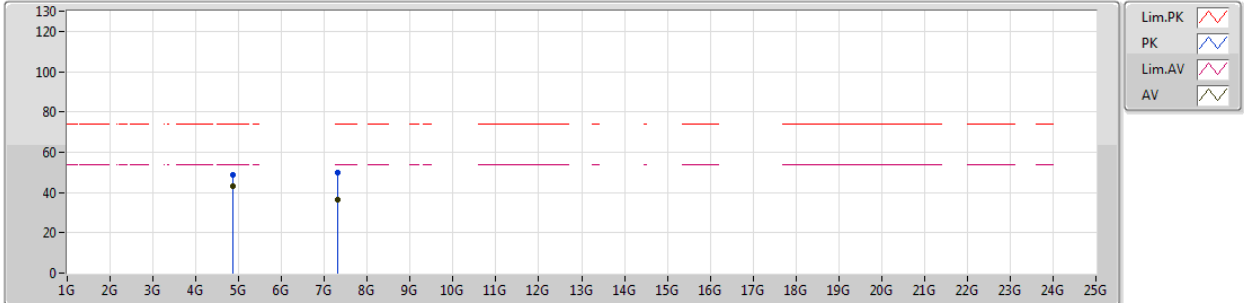
Type	Freq (Hz)	Level (dBuV/m)	Limit (dBuV/m)	Margin (dB)	Factor (dB)	Dist (m)	Condition	Azimuth (°)	Height (m)	Comments
AV	4.87394G	49.66	54.00	-4.34	6.00	3	Vertical	0	1.05	-
AV	7.31028G	36.87	54.00	-17.13	11.22	3	Vertical	0	1.30	-
PK	4.87406G	53.04	74.00	-20.96	6.00	3	Vertical	0	1.05	-
PK	7.30848G	50.24	74.00	-23.76	11.21	3	Vertical	0	1.30	-



802.11b_Nss1,(1Mbps)_2TX

04/10/2018

2437MHz_TX

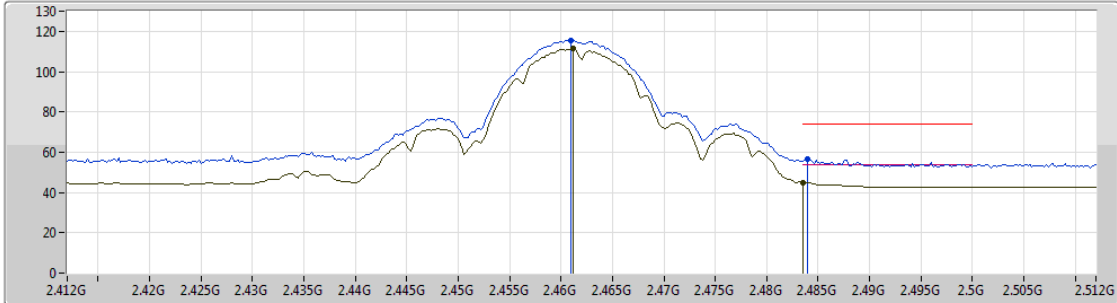


Type	Freq (Hz)	Level (dBuV/m)	Limit (dBuV/m)	Margin (dB)	Factor (dB)	Dist (m)	Condition	Azimuth (°)	Height (m)	Comments
AV	4.874G	43.37	54.00	-10.63	6.00	3	Horizontal	193	2.37	-
AV	7.31664G	36.31	54.00	-17.69	11.23	3	Horizontal	205	1.50	-
PK	4.87394G	48.70	74.00	-25.30	6.00	3	Horizontal	193	2.37	-
PK	7.30782G	49.60	74.00	-24.40	11.21	3	Horizontal	205	1.50	-

802.11b_Nss1,(1Mbps)_2TX

04/10/2018

2462MHz_TX

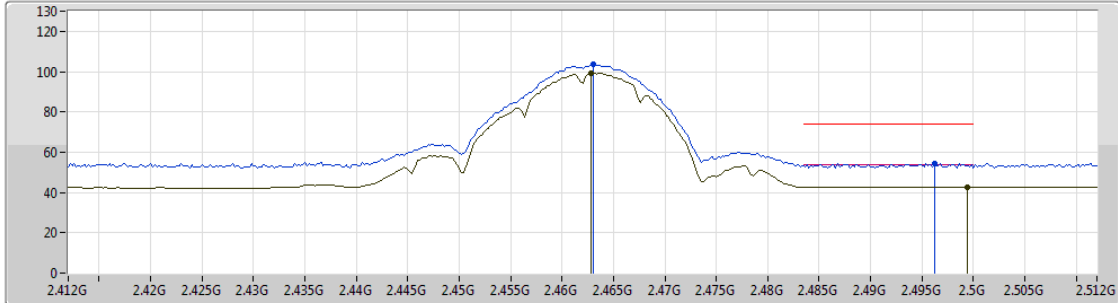






Type	Freq (Hz)	Level (dBuV/m)	Limit (dBuV/m)	Margin (dB)	Factor (dB)	Dist (m)	Condition	Azimuth (°)	Height (m)	Comments
AV	2.4612G	111.26	Inf	-Inf	30.62	3	Vertical	357	1.43	-
AV	2.4835G	45.09	54.00	-8.91	30.69	3	Vertical	357	1.43	-
PK	2.461G	115.66	Inf	-Inf	30.62	3	Vertical	357	1.43	-
PK	2.484G	56.56	74.00	-17.44	30.69	3	Vertical	357	1.43	-

802.11b_Nss1,(1Mbps)_2TX

04/10/2018

2462MHz_TX



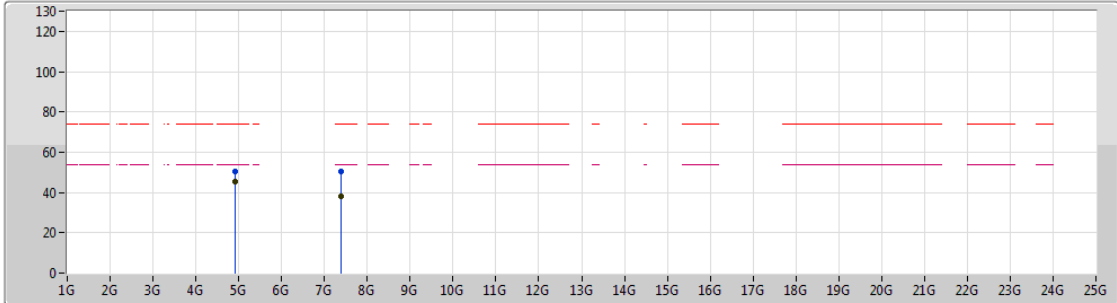
Lim.PK 
 PK 
 Lim.AV 
 AV 

Type	Freq (Hz)	Level (dBuV/m)	Limit (dBuV/m)	Margin (dB)	Factor (dB)	Dist (m)	Condition	Azimuth (°)	Height (m)	Comments
AV	2.4628G	99.28	Inf	-Inf	30.62	3	Horizontal	63	1.09	-
AV	2.4994G	42.53	54.00	-11.47	30.75	3	Horizontal	63	1.09	-
PK	2.463G	103.78	Inf	-Inf	30.62	3	Horizontal	63	1.09	-
PK	2.4962G	54.30	74.00	-19.70	30.74	3	Horizontal	63	1.09	-




802.11b_Nss1,(1Mbps)_2TX

04/10/2018

2462MHz_TX



Legend for the spectrum plot:

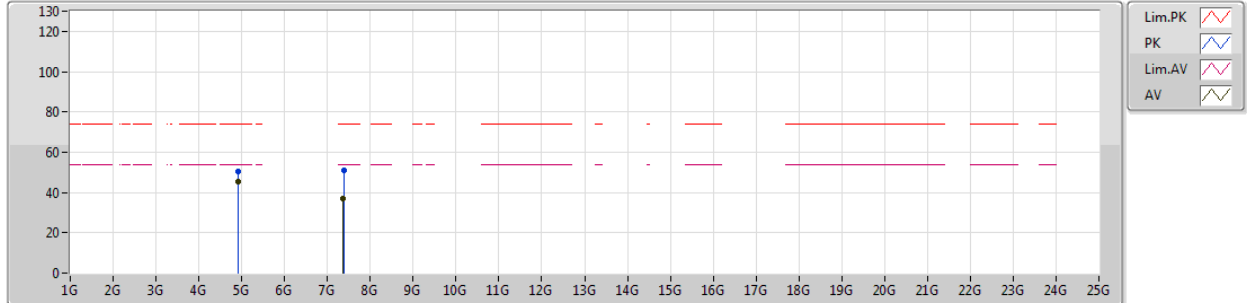
- Lim.PK 
- PK 
- Lim.AV 
- AV 

Type	Freq (Hz)	Level (dBuV/m)	Limit (dBuV/m)	Margin (dB)	Factor (dB)	Dist (m)	Condition	Azimuth (°)	Height (m)	Comments
AV	4.924G	45.57	54.00	-8.43	6.09	3	Vertical	344	1.04	-
AV	7.3851G	37.95	54.00	-16.05	11.42	3	Vertical	0	1.05	-
PK	4.92388G	50.48	74.00	-23.52	6.09	3	Vertical	344	1.04	-
PK	7.38444G	50.64	74.00	-23.36	11.42	3	Vertical	0	1.05	-

802.11b_Nss1,(1Mbps)_2TX

04/10/2018

2462MHz_TX

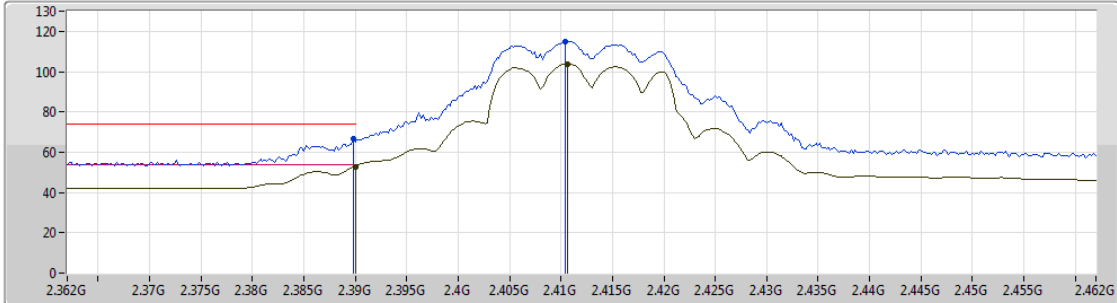


Type	Freq (Hz)	Level (dBuV/m)	Limit (dBuV/m)	Margin (dB)	Factor (dB)	Dist (m)	Condition	Azimuth (°)	Height (m)	Comments
AV	4.92394G	45.49	54.00	-8.51	6.09	3	Horizontal	11	2.08	-
AV	7.37406G	36.74	54.00	-17.26	11.39	3	Horizontal	4	1.50	-
PK	4.92394G	50.59	74.00	-23.41	6.09	3	Horizontal	11	2.08	-
PK	7.37712G	51.16	74.00	-22.84	11.40	3	Horizontal	4	1.50	-

802.11g_Nss1,(6Mbps)_2TX

05/10/2018

2412MHz_TX



Lim.PK
 PK
 Lim.AV
 AV

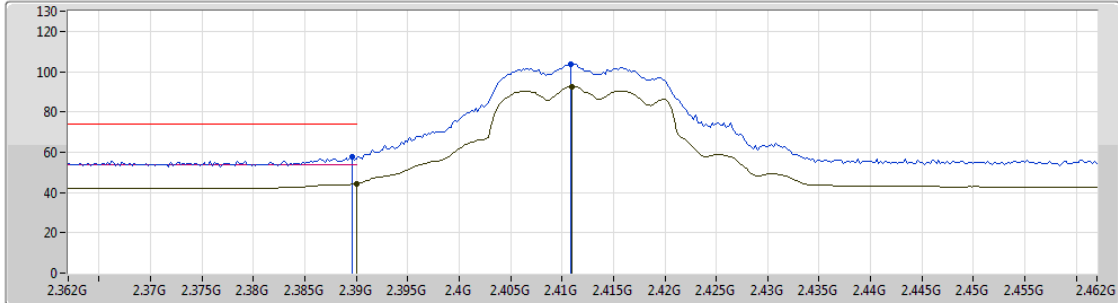
Type	Freq (Hz)	Level (dBuV/m)	Limit (dBuV/m)	Margin (dB)	Factor (dB)	Dist (m)	Condition	Azimuth (°)	Height (m)	Comments
AV	2.39G	52.85	54.00	-1.15	30.77	3	Vertical	16	1.05	-
AV	2.4106G	103.83	Inf	-Inf	30.85	3	Vertical	16	1.05	-
PK	2.3898G	66.77	74.00	-7.23	30.77	3	Vertical	16	1.05	-
PK	2.4104G	115.10	Inf	-Inf	30.85	3	Vertical	16	1.05	-



802.11g_Nss1,(6Mbps)_2TX

05/10/2018

2412MHz_TX



Lim.PK
 PK
 Lim.AV
 AV

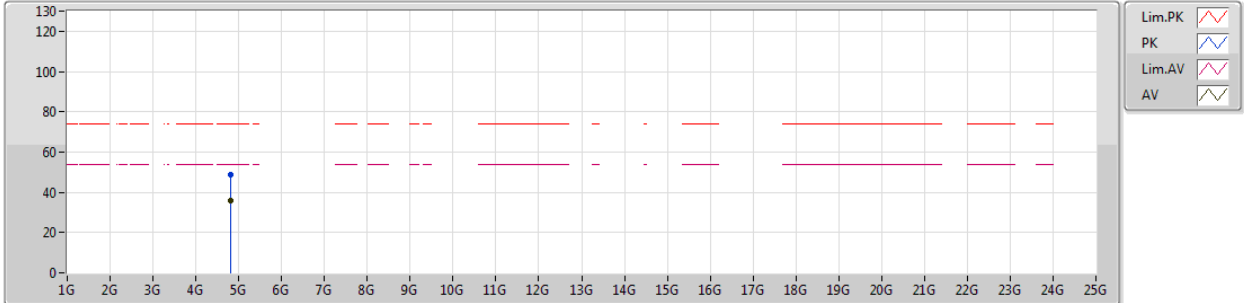
Type	Freq (Hz)	Level (dBuV/m)	Limit (dBuV/m)	Margin (dB)	Factor (dB)	Dist (m)	Condition	Azimuth (°)	Height (m)	Comments
AV	2.39G	44.33	54.00	-9.67	30.77	3	Horizontal	6	1.48	-
AV	2.411G	92.62	Inf	-Inf	30.85	3	Horizontal	6	1.48	-
PK	2.3896G	57.52	74.00	-16.48	30.77	3	Horizontal	6	1.48	-
PK	2.4108G	103.67	Inf	-Inf	30.85	3	Horizontal	6	1.48	-



802.11g_Nss1,(6Mbps)_2TX

05/10/2018

2412MHz_TX



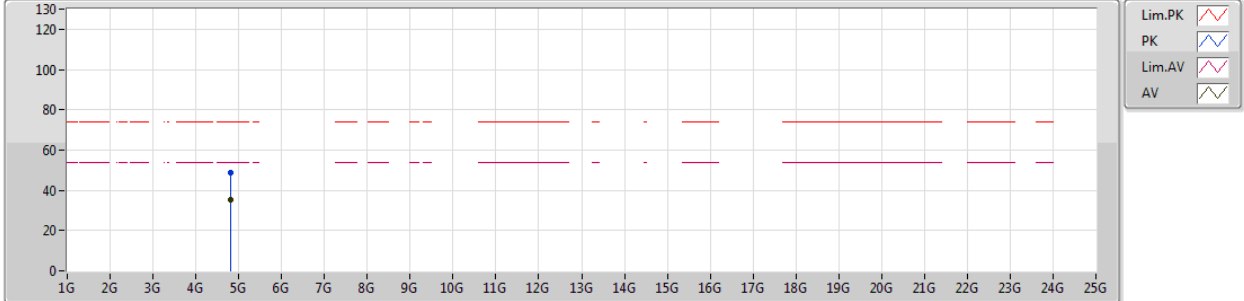
Type	Freq (Hz)	Level (dBuV/m)	Limit (dBuV/m)	Margin (dB)	Factor (dB)	Dist (m)	Condition	Azimuth (°)	Height (m)	Comments
AV	4.82292G	35.97	54.00	-18.03	3.02	3	Vertical	0	1.01	-
PK	4.81428G	48.77	74.00	-25.23	3.01	3	Vertical	0	1.01	-



802.11g_Nss1,(6Mbps)_2TX

05/10/2018

2412MHz_TX

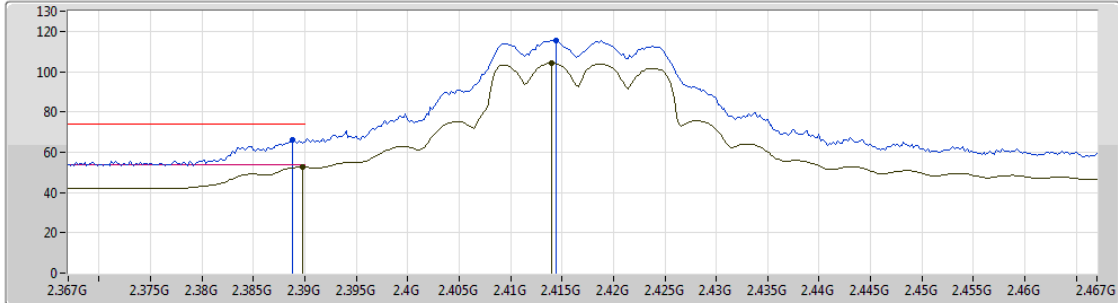




Type	Freq (Hz)	Level (dBuV/m)	Limit (dBuV/m)	Margin (dB)	Factor (dB)	Dist (m)	Condition	Azimuth (°)	Height (m)	Comments
AV	4.82268G	35.19	54.00	-18.81	3.02	3	Horizontal	13	3.17	-
PK	4.82286G	48.71	74.00	-25.29	3.02	3	Horizontal	13	3.17	-

802.11g_Nss1,(6Mbps)_2TX

05/10/2018

2417MHz_TX



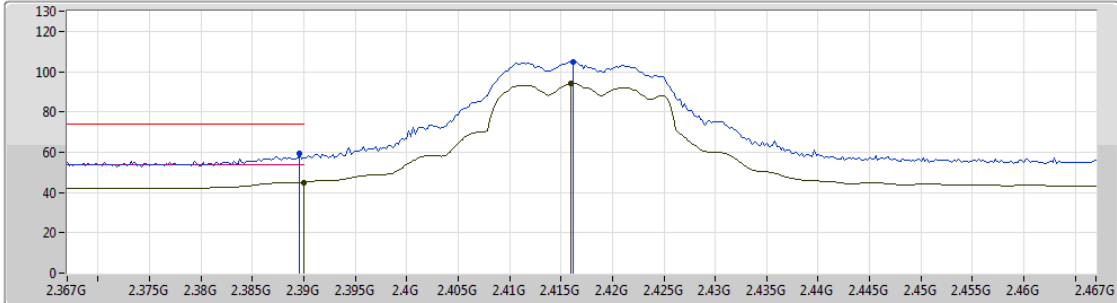
Lim.PK 
 PK 
 Lim.AV 
 AV 

Type	Freq (Hz)	Level (dBuV/m)	Limit (dBuV/m)	Margin (dB)	Factor (dB)	Dist (m)	Condition	Azimuth (°)	Height (m)	Comments
AV	2.3898G	52.76	54.00	-1.24	30.77	3	Vertical	5	1.06	-
AV	2.414G	104.23	Inf	-Inf	30.86	3	Vertical	5	1.06	-
PK	2.3888G	66.21	74.00	-7.79	30.77	3	Vertical	5	1.06	-
PK	2.4144G	115.60	Inf	-Inf	30.86	3	Vertical	5	1.06	-

802.11g_Nss1,(6Mbps)_2TX

05/10/2018

2417MHz_TX

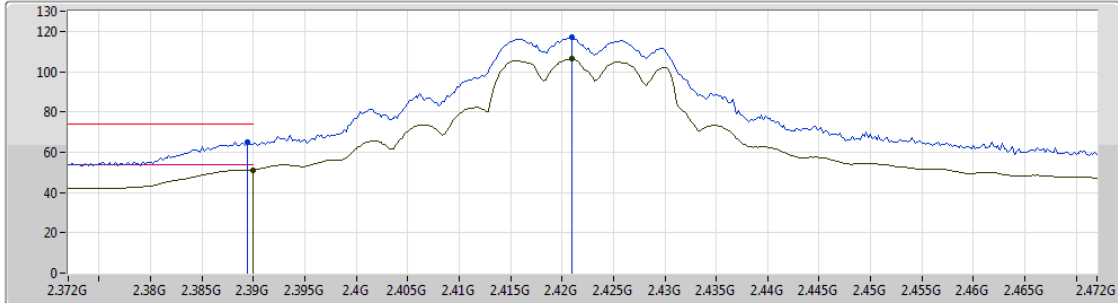


Type	Freq (Hz)	Level (dBuV/m)	Limit (dBuV/m)	Margin (dB)	Factor (dB)	Dist (m)	Condition	Azimuth (°)	Height (m)	Comments
AV	2.39G	45.08	54.00	-8.92	30.77	3	Horizontal	61	1.07	-
AV	2.416G	94.13	Inf	-Inf	30.86	3	Horizontal	61	1.07	-
PK	2.3896G	59.12	74.00	-14.88	30.77	3	Horizontal	61	1.07	-
PK	2.4162G	105.05	Inf	-Inf	30.87	3	Horizontal	61	1.07	-

802.11g_Nss1,(6Mbps)_2TX

05/10/2018

2422MHz_TX

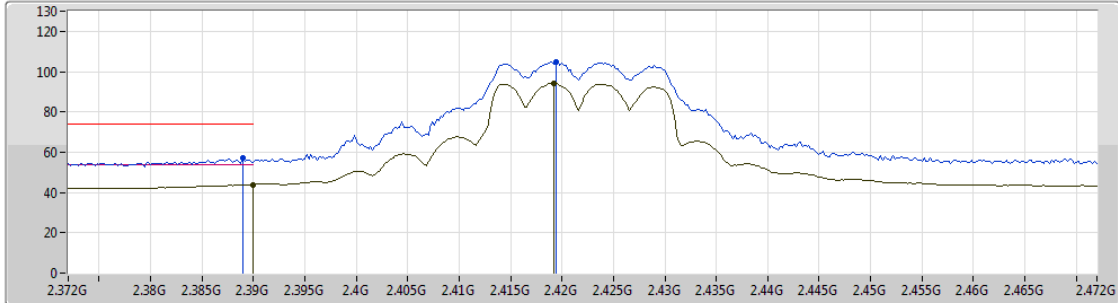


Type	Freq (Hz)	Level (dBuV/m)	Limit (dBuV/m)	Margin (dB)	Factor (dB)	Dist (m)	Condition	Azimuth (°)	Height (m)	Comments
AV	2.39G	51.23	54.00	-2.77	30.77	3	Vertical	12	1.36	-
AV	2.421G	106.45	Inf	-Inf	30.89	3	Vertical	12	1.36	-
PK	2.3894G	65.21	74.00	-8.79	30.77	3	Vertical	12	1.36	-
PK	2.421G	116.99	Inf	-Inf	30.89	3	Vertical	12	1.36	-

802.11g_Nss1,(6Mbps)_2TX

05/10/2018

2422MHz_TX



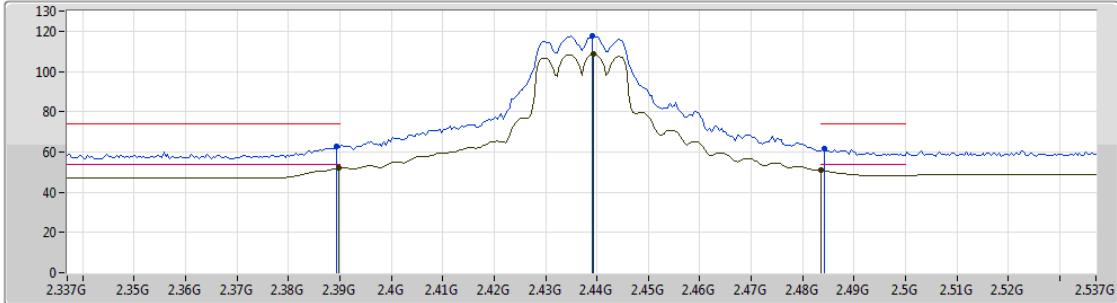
Lim.PK
 PK
 Lim.AV
 AV

Type	Freq (Hz)	Level (dBuV/m)	Limit (dBuV/m)	Margin (dB)	Factor (dB)	Dist (m)	Condition	Azimuth (°)	Height (m)	Comments
AV	2.39G	43.95	54.00	-10.05	30.77	3	Horizontal	49	1.54	-
AV	2.4192G	94.15	Inf	-Inf	30.88	3	Horizontal	49	1.54	-
PK	2.389G	56.98	74.00	-17.02	30.77	3	Horizontal	49	1.54	-
PK	2.4194G	104.76	Inf	-Inf	30.88	3	Horizontal	49	1.54	-

802.11g_Nss1,(6Mbps)_2TX

05/10/2018

2437MHz_TX



- Lim.PK
- PK
- Lim.AV
- AV

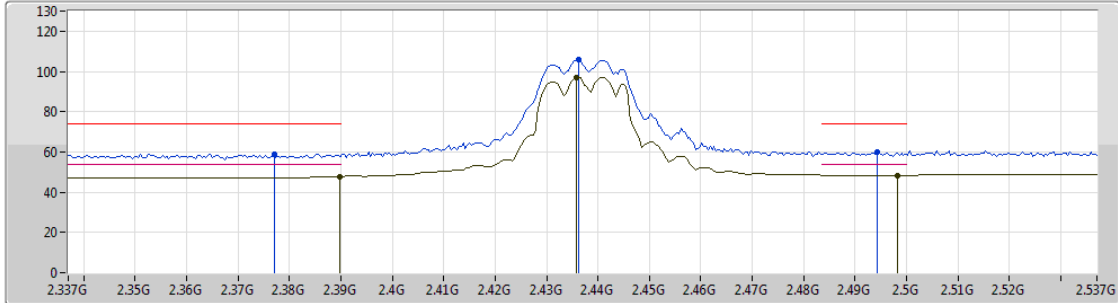
Type	Freq (Hz)	Level (dBuV/m)	Limit (dBuV/m)	Margin (dB)	Factor (dB)	Dist (m)	Condition	Azimuth (°)	Height (m)	Comments
AV	2.3898G	52.06	54.00	-1.94	32.28	3	Vertical	3	1.20	-
AV	2.4394G	108.53	Inf	-Inf	32.45	3	Vertical	3	1.20	-
AV	2.4835G	50.96	54.00	-3.04	32.61	3	Vertical	3	1.20	-
PK	2.3894G	62.79	74.00	-11.21	32.27	3	Vertical	3	1.20	-
PK	2.439G	117.61	Inf	-Inf	32.45	3	Vertical	3	1.20	-
PK	2.4842G	61.76	74.00	-12.24	32.61	3	Vertical	3	1.20	-



802.11g_Nss1,(6Mbps)_2TX

05/10/2018

2437MHz_TX



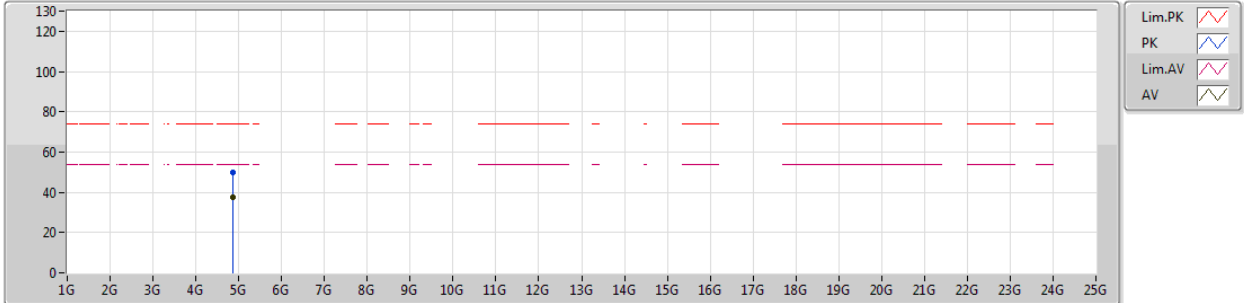
Lim.PK
 PK
 Lim.AV
 AV

Type	Freq (Hz)	Level (dBuV/m)	Limit (dBuV/m)	Margin (dB)	Factor (dB)	Dist (m)	Condition	Azimuth (°)	Height (m)	Comments
AV	2.3898G	47.62	54.00	-6.38	32.28	3	Horizontal	65	1.49	-
AV	2.4358G	97.04	Inf	-Inf	32.44	3	Horizontal	65	1.49	-
AV	2.4982G	48.46	54.00	-5.54	32.67	3	Horizontal	65	1.49	-
PK	2.377G	59.04	74.00	-14.96	32.22	3	Horizontal	65	1.49	-
PK	2.4362G	105.80	Inf	-Inf	32.44	3	Horizontal	65	1.49	-
PK	2.4942G	59.74	74.00	-14.26	32.65	3	Horizontal	65	1.49	-

802.11g_Nss1,(6Mbps)_2TX

05/10/2018

2437MHz_TX

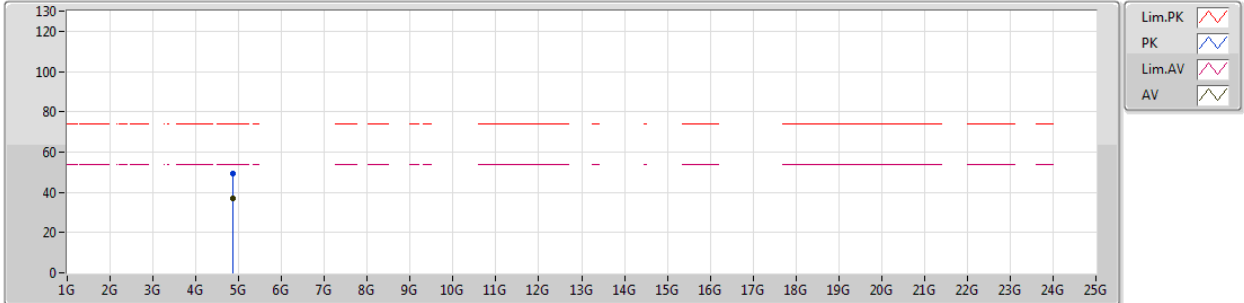


Type	Freq (Hz)	Level (dBuV/m)	Limit (dBuV/m)	Margin (dB)	Factor (dB)	Dist (m)	Condition	Azimuth (°)	Height (m)	Comments
AV	4.87094G	37.57	54.00	-16.43	3.13	3	Vertical	4	1.50	-
PK	4.8707G	49.88	74.00	-24.12	3.13	3	Vertical	4	1.50	-

802.11g_Nss1,(6Mbps)_2TX

05/10/2018

2437MHz_TX



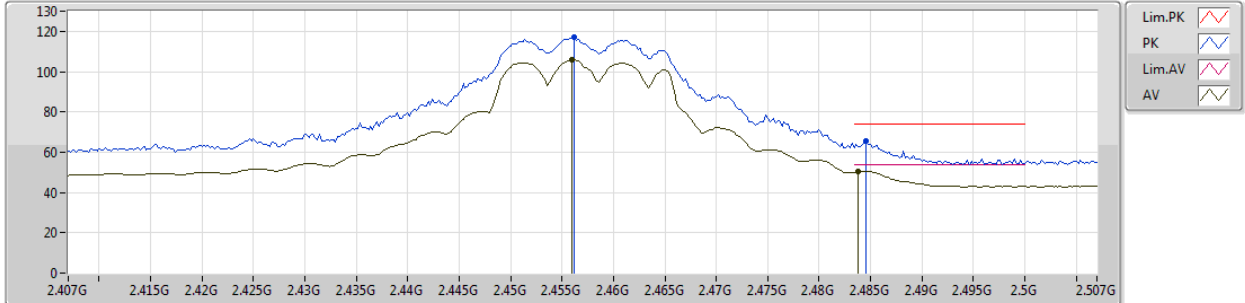
Type	Freq (Hz)	Level (dBuV/m)	Limit (dBuV/m)	Margin (dB)	Factor (dB)	Dist (m)	Condition	Azimuth (°)	Height (m)	Comments
AV	4.87628G	36.84	54.00	-17.16	3.16	3	Horizontal	10	3.12	-
PK	4.8761G	49.31	74.00	-24.69	3.16	3	Horizontal	10	3.12	-



802.11g_Nss1,(6Mbps)_2TX

06/10/2018

2457MHz_TX

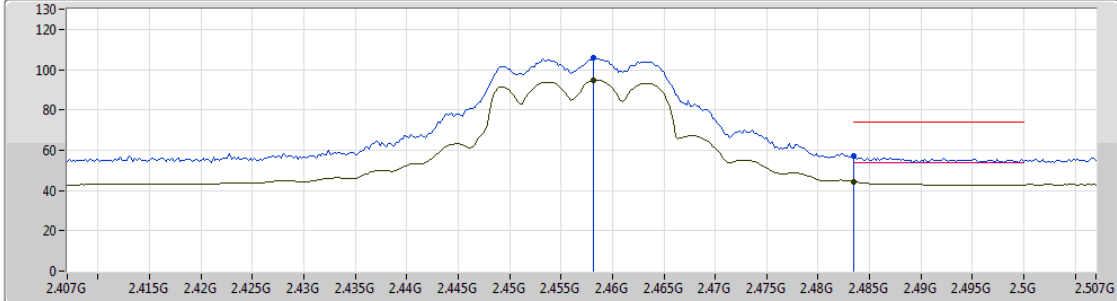


Type	Freq (Hz)	Level (dBuV/m)	Limit (dBuV/m)	Margin (dB)	Factor (dB)	Dist (m)	Condition	Azimuth (°)	Height (m)	Comments
AV	2.456G	105.66	Inf	-Inf	31.01	3	Vertical	7	1.50	-
AV	2.4838G	50.45	54.00	-3.55	31.11	3	Vertical	7	1.50	-
PK	2.4562G	117.09	Inf	-Inf	31.01	3	Vertical	7	1.50	-
PK	2.4846G	65.78	74.00	-8.22	31.12	3	Vertical	7	1.50	-

802.11g_Nss1,(6Mbps)_2TX

06/10/2018

2457MHz_TX



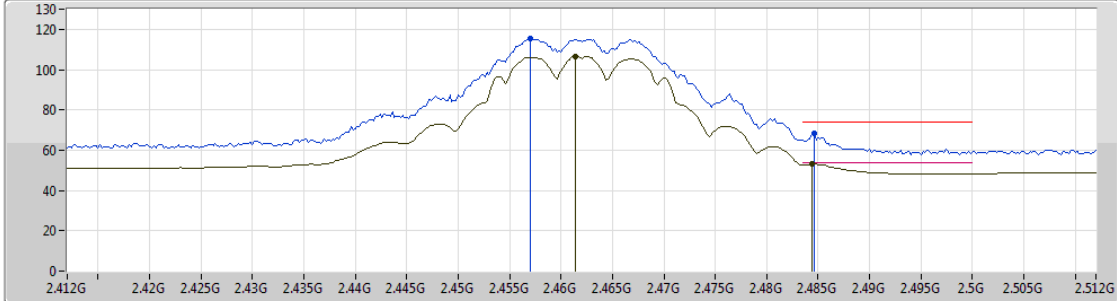
- Lim.PK
- PK
- Lim.AV
- AV

Type	Freq (Hz)	Level (dBuV/m)	Limit (dBuV/m)	Margin (dB)	Factor (dB)	Dist (m)	Condition	Azimuth (°)	Height (m)	Comments
AV	2.4582G	94.79	Inf	-Inf	31.02	3	Horizontal	56	1.50	-
AV	2.4835G	44.48	54.00	-9.52	31.11	3	Horizontal	56	1.50	-
PK	2.4582G	105.66	Inf	-Inf	31.02	3	Horizontal	56	1.50	-
PK	2.4835G	57.40	74.00	-16.60	31.11	3	Horizontal	56	1.50	-

802.11g_Nss1,(6Mbps)_2TX

05/10/2018

2462MHz_TX



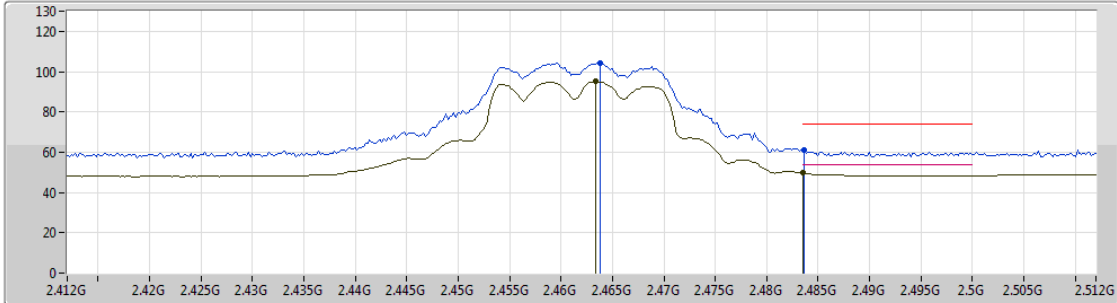
Type	Freq (Hz)	Level (dBuV/m)	Limit (dBuV/m)	Margin (dB)	Factor (dB)	Dist (m)	Condition	Azimuth (°)	Height (m)	Comments
AV	2.4614G	106.36	Inf	-Inf	32.53	3	Vertical	0	1.37	-
AV	2.4844G	53.12	54.00	-0.88	32.61	3	Vertical	0	1.37	-
PK	2.457G	115.20	Inf	-Inf	32.52	3	Vertical	0	1.37	-
PK	2.4846G	68.23	74.00	-5.77	32.61	3	Vertical	0	1.37	-



802.11g_Nss1,(6Mbps)_2TX

05/10/2018

2462MHz_TX



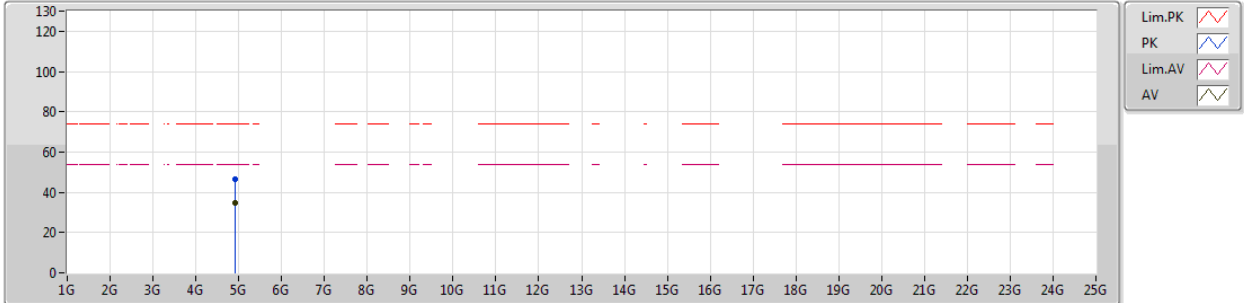
Type	Freq (Hz)	Level (dBuV/m)	Limit (dBuV/m)	Margin (dB)	Factor (dB)	Dist (m)	Condition	Azimuth (°)	Height (m)	Comments
AV	2.4634G	95.00	Inf	-Inf	32.54	3	Horizontal	67	2.68	-
AV	2.4835G	49.77	54.00	-4.23	32.61	3	Horizontal	67	2.68	-
PK	2.4638G	104.32	Inf	-Inf	32.54	3	Horizontal	67	2.68	-
PK	2.4836G	61.32	74.00	-12.68	32.61	3	Horizontal	67	2.68	-



802.11g_Nss1,(6Mbps)_2TX

05/10/2018

2462MHz_TX

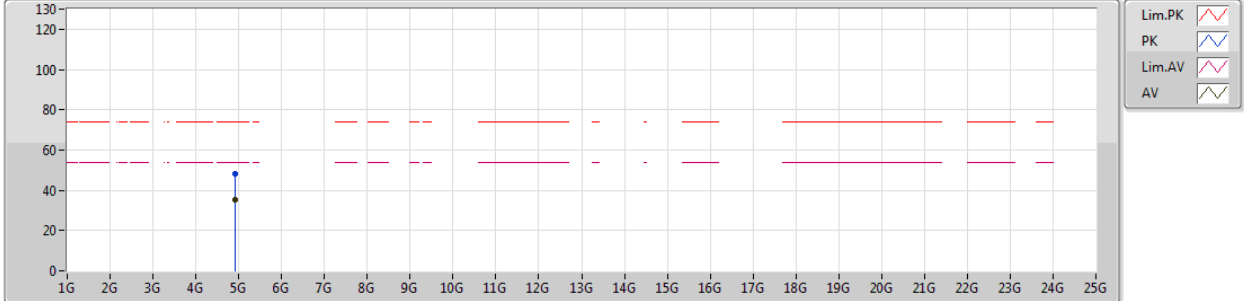


Type	Freq (Hz)	Level (dBuV/m)	Limit (dBuV/m)	Margin (dB)	Factor (dB)	Dist (m)	Condition	Azimuth (°)	Height (m)	Comments
AV	4.92184G	34.58	54.00	-19.42	3.24	3	Vertical	3	1.50	-
PK	4.91656G	46.34	74.00	-27.66	3.23	3	Vertical	3	1.50	-

802.11g_Nss1,(6Mbps)_2TX

05/10/2018

2462MHz_TX

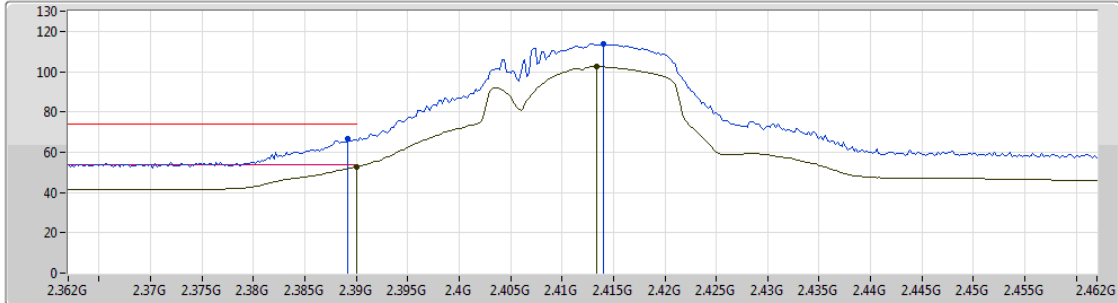


Type	Freq (Hz)	Level (dBuV/m)	Limit (dBuV/m)	Margin (dB)	Factor (dB)	Dist (m)	Condition	Azimuth (°)	Height (m)	Comments
AV	4.92172G	35.12	54.00	-18.88	3.24	3	Horizontal	15	3.05	-
PK	4.92706G	47.96	74.00	-26.04	3.26	3	Horizontal	15	3.05	-

802.11n HT20_Nss1,(MCS0)_2TX

05/10/2018

2412MHz_TX



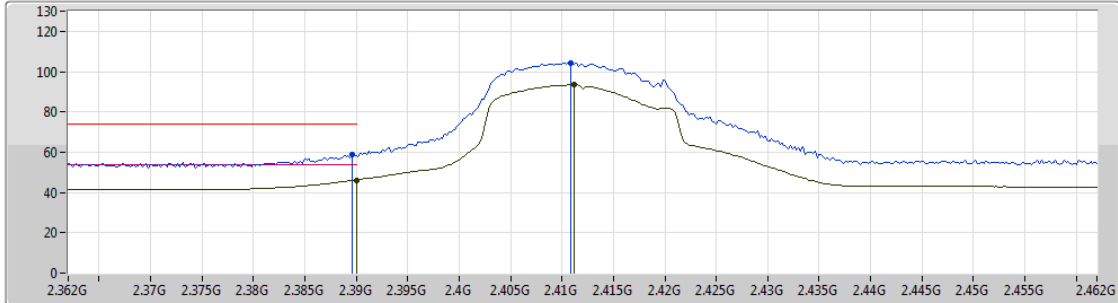
Type	Freq (Hz)	Level (dBuV/m)	Limit (dBuV/m)	Margin (dB)	Factor (dB)	Dist (m)	Condition	Azimuth (°)	Height (m)	Comments
AV	2.39G	52.68	54.00	-1.32	30.38	3	Vertical	23	1.12	-
AV	2.4134G	102.57	Inf	-Inf	30.45	3	Vertical	23	1.12	-
PK	2.3892G	66.76	74.00	-7.24	30.37	3	Vertical	23	1.12	-
PK	2.414G	113.86	Inf	-Inf	30.45	3	Vertical	23	1.12	-



802.11n HT20_Nss1,(MCS0)_2TX

05/10/2018

2412MHz_TX



Lim.PK
 PK
 Lim.AV
 AV

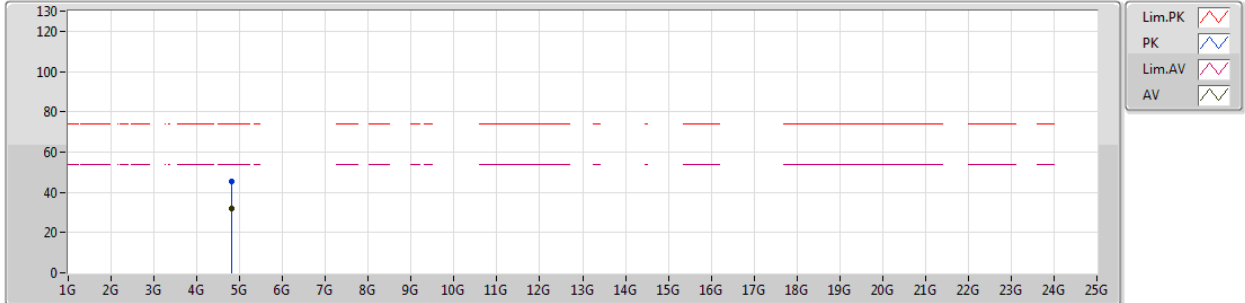
Type	Freq (Hz)	Level (dBuV/m)	Limit (dBuV/m)	Margin (dB)	Factor (dB)	Dist (m)	Condition	Azimuth (°)	Height (m)	Comments
AV	2.39G	46.17	54.00	-7.83	30.38	3	Horizontal	63	1.08	-
AV	2.4112G	93.62	Inf	-Inf	30.45	3	Horizontal	63	1.08	-
PK	2.3896G	58.63	74.00	-15.37	30.38	3	Horizontal	63	1.08	-
PK	2.4108G	104.33	Inf	-Inf	30.45	3	Horizontal	63	1.08	-



802.11n HT20_Nss1,(MCS0)_2TX

05/10/2018

2412MHz_TX



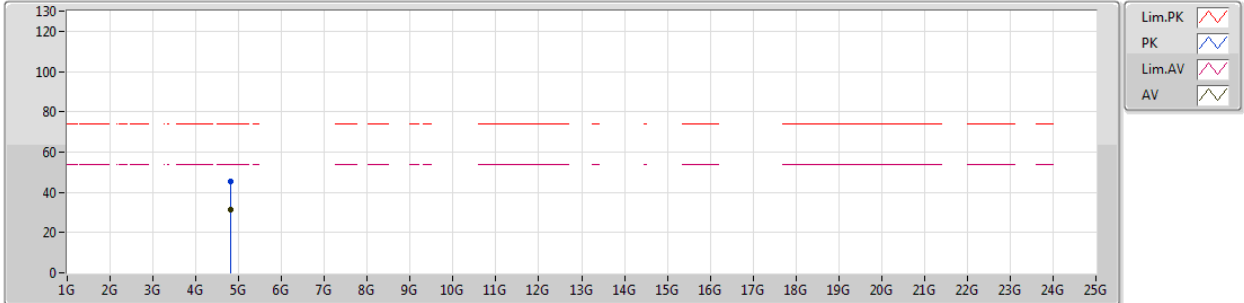
Type	Freq (Hz)	Level (dBuV/m)	Limit (dBuV/m)	Margin (dB)	Factor (dB)	Dist (m)	Condition	Azimuth (°)	Height (m)	Comments
AV	4.81848G	32.11	54.00	-21.89	5.89	3	Vertical	0	1.49	-
PK	4.82286G	45.65	74.00	-28.35	5.89	3	Vertical	0	1.49	-



802.11n HT20_Nss1,(MCS0)_2TX

05/10/2018

2412MHz_TX

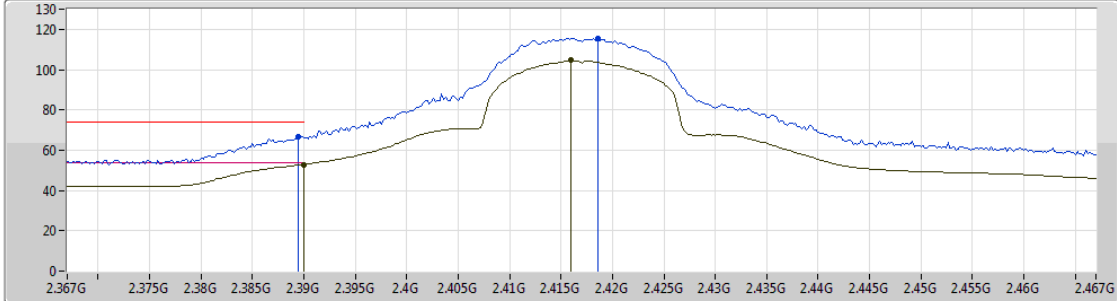


Type	Freq (Hz)	Level (dBuV/m)	Limit (dBuV/m)	Margin (dB)	Factor (dB)	Dist (m)	Condition	Azimuth (°)	Height (m)	Comments
AV	4.82244G	31.65	54.00	-22.35	5.89	3	Horizontal	12	1.50	-
PK	4.82268G	45.24	74.00	-28.76	5.89	3	Horizontal	12	1.50	-

802.11n HT20_Nss1,(MCS0)_2TX

06/10/2018

2417MHz_TX

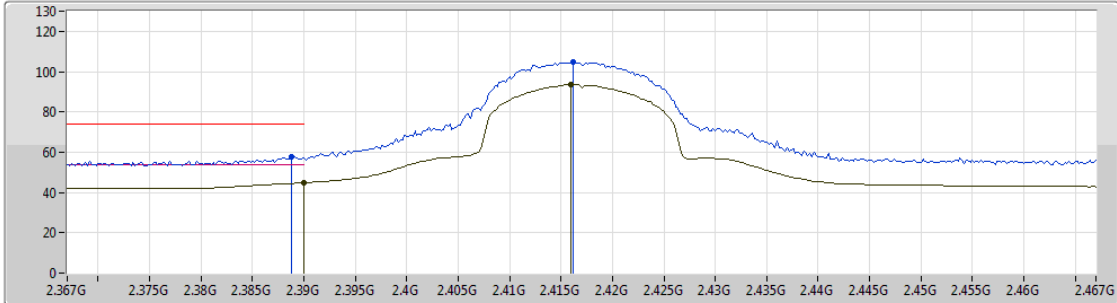


Type	Freq (Hz)	Level (dBuV/m)	Limit (dBuV/m)	Margin (dB)	Factor (dB)	Dist (m)	Condition	Azimuth (°)	Height (m)	Comments
AV	2.39G	52.84	54.00	-1.16	30.77	3	Vertical	0	1.84	-
AV	2.416G	104.52	Inf	-Inf	30.86	3	Vertical	0	1.84	-
PK	2.3894G	66.93	74.00	-7.07	30.77	3	Vertical	0	1.84	-
PK	2.4186G	115.70	Inf	-Inf	30.87	3	Vertical	0	1.84	-

802.11n HT20_Nss1,(MCS0)_2TX

06/10/2018

2417MHz_TX

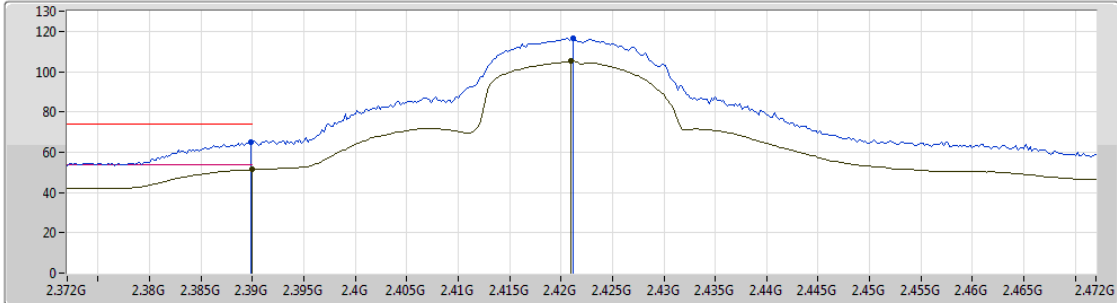


Type	Freq (Hz)	Level (dBuV/m)	Limit (dBuV/m)	Margin (dB)	Factor (dB)	Dist (m)	Condition	Azimuth (°)	Height (m)	Comments
AV	2.39G	44.77	54.00	-9.23	30.77	3	Horizontal	26	1.00	-
AV	2.416G	93.71	Inf	-Inf	30.86	3	Horizontal	26	1.00	-
PK	2.3888G	57.94	74.00	-16.06	30.77	3	Horizontal	26	1.00	-
PK	2.4162G	104.94	Inf	-Inf	30.87	3	Horizontal	26	1.00	-

802.11n HT20_Nss1,(MCS0)_2TX

06/10/2018

2422MHz_TX

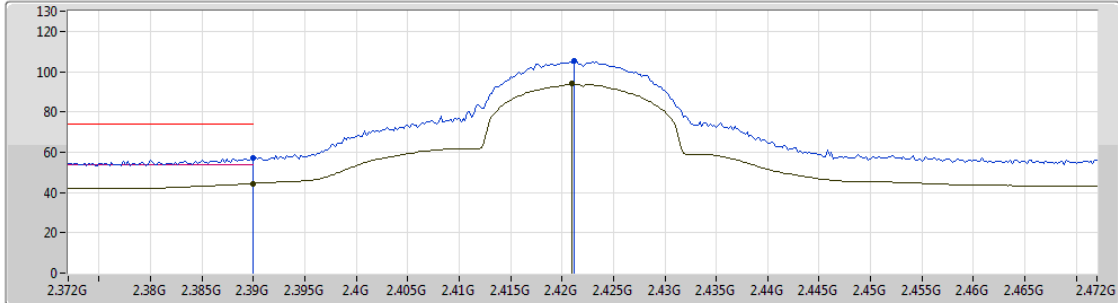


Type	Freq (Hz)	Level (dBuV/m)	Limit (dBuV/m)	Margin (dB)	Factor (dB)	Dist (m)	Condition	Azimuth (°)	Height (m)	Comments
AV	2.39G	51.31	54.00	-2.69	30.77	3	Vertical	3	1.14	-
AV	2.421G	105.15	Inf	-Inf	30.89	3	Vertical	3	1.14	-
PK	2.3898G	64.73	74.00	-9.27	30.77	3	Vertical	3	1.14	-
PK	2.4212G	116.60	Inf	-Inf	30.89	3	Vertical	3	1.14	-

802.11n HT20_Nss1,(MCS0)_2TX

06/10/2018

2422MHz_TX



Lim.PK
 PK
 Lim.AV
 AV

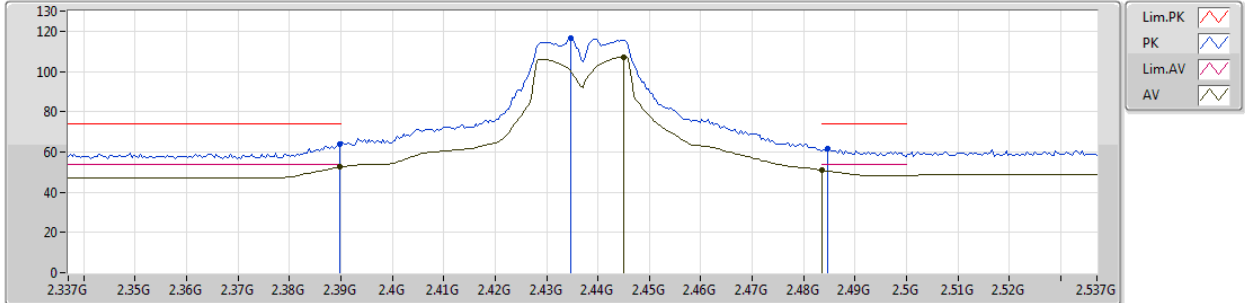
Type	Freq (Hz)	Level (dBuV/m)	Limit (dBuV/m)	Margin (dB)	Factor (dB)	Dist (m)	Condition	Azimuth (°)	Height (m)	Comments
AV	2.39G	44.51	54.00	-9.49	30.77	3	Horizontal	25	1.00	-
AV	2.421G	93.92	Inf	-Inf	30.89	3	Horizontal	25	1.00	-
PK	2.39G	57.08	74.00	-16.92	30.77	3	Horizontal	25	1.00	-
PK	2.4212G	105.21	Inf	-Inf	30.89	3	Horizontal	25	1.00	-



802.11n HT20_Nss1,(MCS0)_2TX

05/10/2018

2437MHz_TX



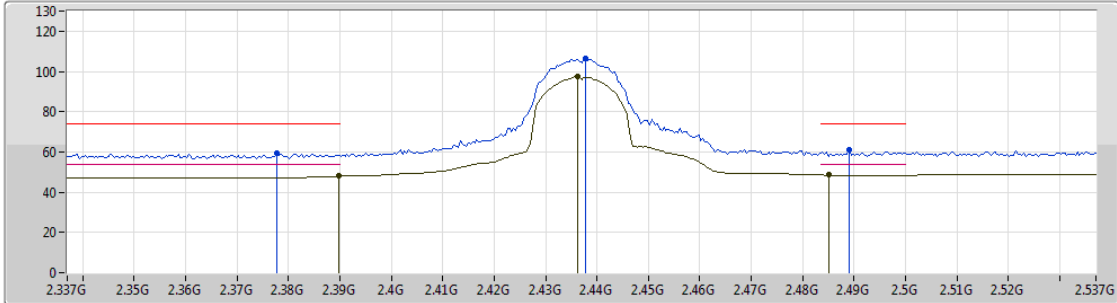
Type	Freq (Hz)	Level (dBuV/m)	Limit (dBuV/m)	Margin (dB)	Factor (dB)	Dist (m)	Condition	Azimuth (°)	Height (m)	Comments
AV	2.3898G	52.56	54.00	-1.44	32.28	3	Vertical	3	1.50	-
AV	2.445G	107.12	Inf	-Inf	32.47	3	Vertical	3	1.50	-
AV	2.4835G	50.96	54.00	-3.04	32.61	3	Vertical	3	1.50	-
PK	2.3898G	63.80	74.00	-10.20	32.28	3	Vertical	3	1.50	-
PK	2.4346G	116.67	Inf	-Inf	32.43	3	Vertical	3	1.50	-
PK	2.4846G	61.57	74.00	-12.43	32.61	3	Vertical	3	1.50	-



802.11n HT20_Nss1,(MCS0)_2TX

05/10/2018

2437MHz_TX



Lim.PK
 PK
 Lim.AV
 AV

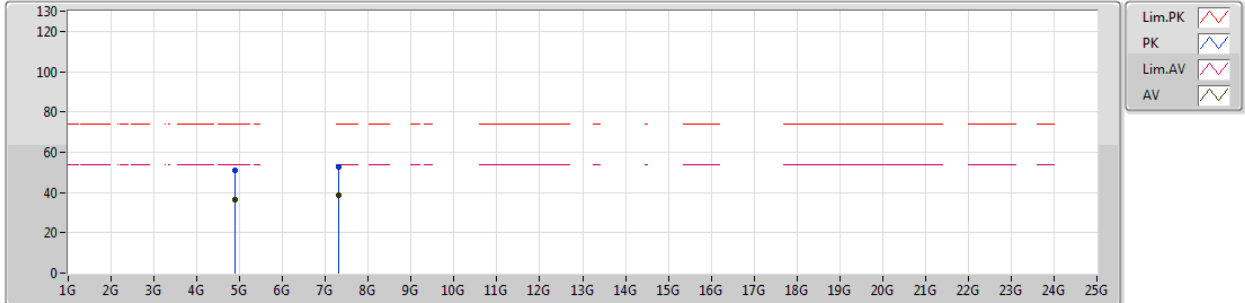
Type	Freq (Hz)	Level (dBuV/m)	Limit (dBuV/m)	Margin (dB)	Factor (dB)	Dist (m)	Condition	Azimuth (°)	Height (m)	Comments
AV	2.3898G	47.91	54.00	-6.09	32.28	3	Horizontal	51	1.57	-
AV	2.4362G	97.26	Inf	-Inf	32.44	3	Horizontal	51	1.57	-
AV	2.485G	48.69	54.00	-5.31	32.61	3	Horizontal	51	1.57	-
PK	2.3778G	59.34	74.00	-14.66	32.23	3	Horizontal	51	1.57	-
PK	2.4378G	106.30	Inf	-Inf	32.45	3	Horizontal	51	1.57	-
PK	2.489G	60.81	74.00	-13.19	32.63	3	Horizontal	51	1.57	-



802.11n HT20_Nss1,(MCS0)_2TX

05/10/2018

2437MHz_TX



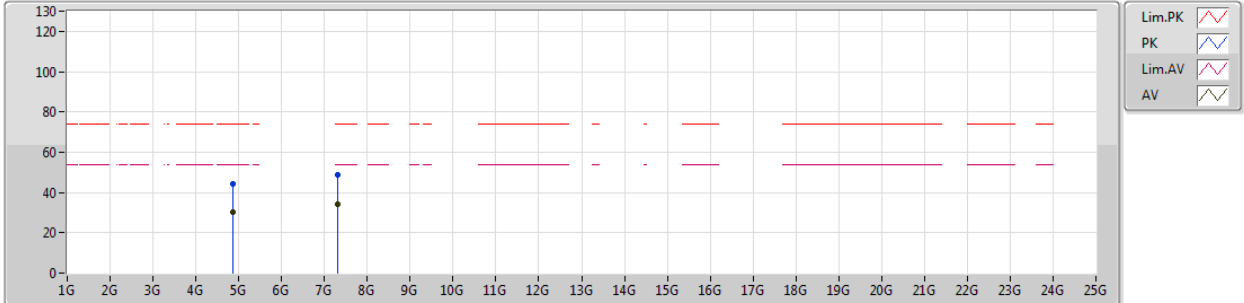
Type	Freq (Hz)	Level (dBuV/m)	Limit (dBuV/m)	Margin (dB)	Factor (dB)	Dist (m)	Condition	Azimuth (°)	Height (m)	Comments
AV	4.87934G	36.62	54.00	-17.38	7.96	3	Vertical	0	1.32	-
AV	7.3137G	38.61	54.00	-15.39	13.59	3	Vertical	0	1.37	-
PK	4.87778G	51.06	74.00	-22.94	7.96	3	Vertical	0	1.32	-
PK	7.3083G	52.64	74.00	-21.36	13.57	3	Vertical	0	1.37	-



802.11n HT20_Nss1,(MCS0)_2TX

05/10/2018

2437MHz_TX

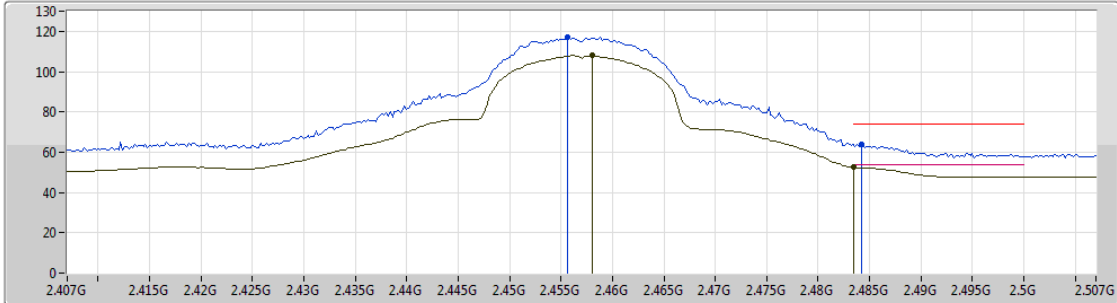


Type	Freq (Hz)	Level (dBuV/m)	Limit (dBuV/m)	Margin (dB)	Factor (dB)	Dist (m)	Condition	Azimuth (°)	Height (m)	Comments
AV	4.8699G	30.15	54.00	-23.85	3.13	3	Horizontal	8	1.03	-
AV	7.3137G	34.19	54.00	-19.81	9.31	3	Horizontal	75	1.70	-
PK	4.8678G	44.36	74.00	-29.64	3.12	3	Horizontal	8	1.03	-
PK	7.32054G	48.65	74.00	-25.35	9.33	3	Horizontal	75	1.70	-

802.11n HT20_Nss1,(MCS0)_2TX

05/10/2018

2457MHz_TX

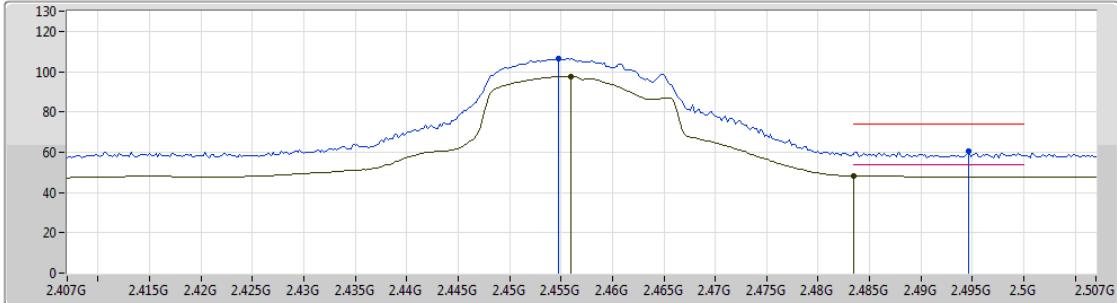


Type	Freq (Hz)	Level (dBuV/m)	Limit (dBuV/m)	Margin (dB)	Factor (dB)	Dist (m)	Condition	Azimuth (°)	Height (m)	Comments
AV	2.458G	107.90	Inf	-Inf	32.52	3	Vertical	29	1.49	-
AV	2.4835G	52.51	54.00	-1.49	32.61	3	Vertical	29	1.49	-
PK	2.4556G	117.01	Inf	-Inf	32.51	3	Vertical	29	1.49	-
PK	2.4842G	63.95	74.00	-10.05	32.61	3	Vertical	29	1.49	-

802.11n HT20_Nss1,(MCS0)_2TX

05/10/2018

2457MHz_TX

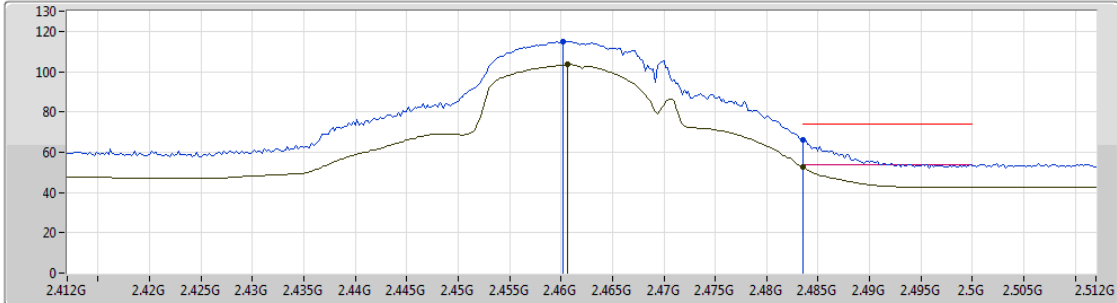


Type	Freq (Hz)	Level (dBuV/m)	Limit (dBuV/m)	Margin (dB)	Factor (dB)	Dist (m)	Condition	Azimuth (°)	Height (m)	Comments
AV	2.456G	97.72	Inf	-Inf	32.51	3	Horizontal	60	1.01	-
AV	2.4835G	48.36	54.00	-5.64	32.61	3	Horizontal	60	1.01	-
PK	2.4548G	106.23	Inf	-Inf	32.51	3	Horizontal	60	1.01	-
PK	2.4946G	60.49	74.00	-13.51	32.65	3	Horizontal	60	1.01	-

802.11n HT20_Nss1,(MCS0)_2TX

05/10/2018

2462MHz_TX

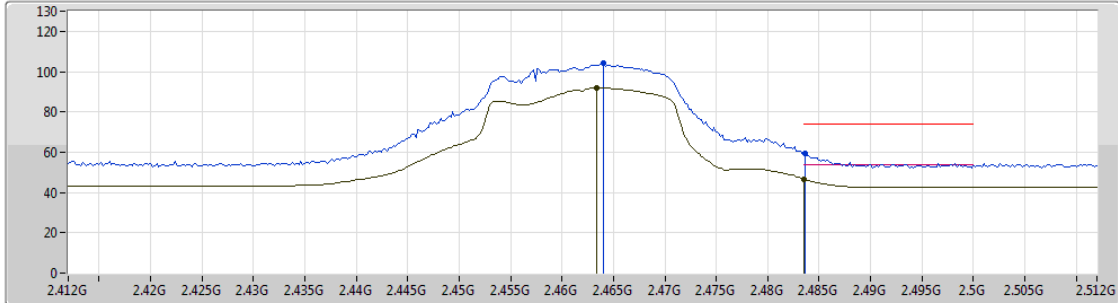


Type	Freq (Hz)	Level (dBuV/m)	Limit (dBuV/m)	Margin (dB)	Factor (dB)	Dist (m)	Condition	Azimuth (°)	Height (m)	Comments
AV	2.4606G	103.52	Inf	-Inf	30.62	3	Vertical	357	1.54	-
AV	2.4835G	52.65	54.00	-1.35	30.69	3	Vertical	357	1.54	-
PK	2.4602G	114.86	Inf	-Inf	30.61	3	Vertical	357	1.54	-
PK	2.4835G	66.34	74.00	-7.66	30.69	3	Vertical	357	1.54	-

802.11n HT20_Nss1,(MCS0)_2TX

05/10/2018

2462MHz_TX



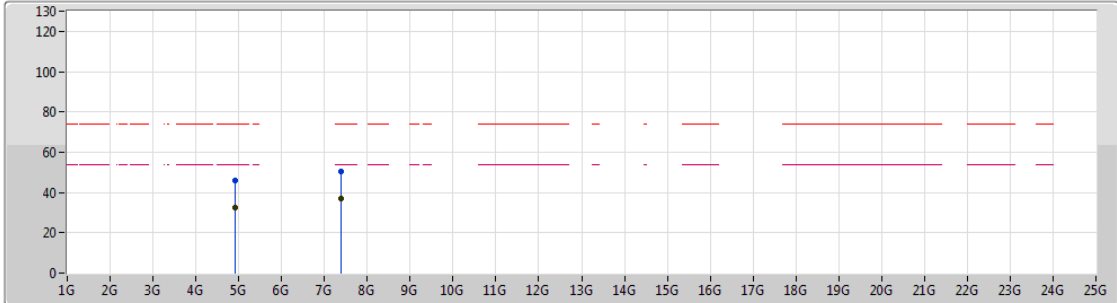
Type	Freq (Hz)	Level (dBuV/m)	Limit (dBuV/m)	Margin (dB)	Factor (dB)	Dist (m)	Condition	Azimuth (°)	Height (m)	Comments
AV	2.4634G	91.96	Inf	-Inf	30.62	3	Horizontal	62	1.31	-
AV	2.4835G	46.78	54.00	-7.22	30.69	3	Horizontal	62	1.31	-
PK	2.464G	104.02	Inf	-Inf	30.62	3	Horizontal	62	1.31	-
PK	2.4836G	59.63	74.00	-14.37	30.69	3	Horizontal	62	1.31	-



802.11n HT20_Nss1,(MCS0)_2TX

05/10/2018

2462MHz_TX



Legend for the spectrum plot:

- Lim.PK
- PK
- Lim.AV
- AV

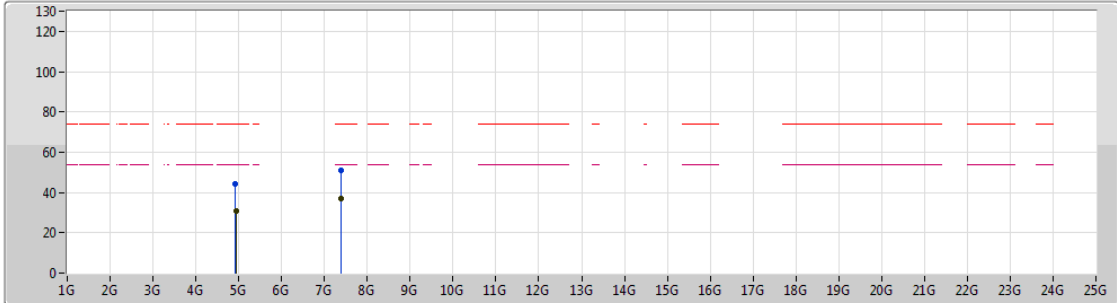
Type	Freq (Hz)	Level (dBuV/m)	Limit (dBuV/m)	Margin (dB)	Factor (dB)	Dist (m)	Condition	Azimuth (°)	Height (m)	Comments
AV	4.9196G	32.56	54.00	-21.44	6.09	3	Vertical	358	1.07	-
AV	7.3785G	36.89	54.00	-17.11	11.40	3	Vertical	0	1.36	-
PK	4.9234G	46.08	74.00	-27.92	6.09	3	Vertical	358	1.07	-
PK	7.38456G	50.42	74.00	-23.58	11.42	3	Vertical	0	1.36	-



802.11n HT20_Nss1,(MCS0)_2TX

05/10/2018

2462MHz_TX



Legend for the spectrum plot:

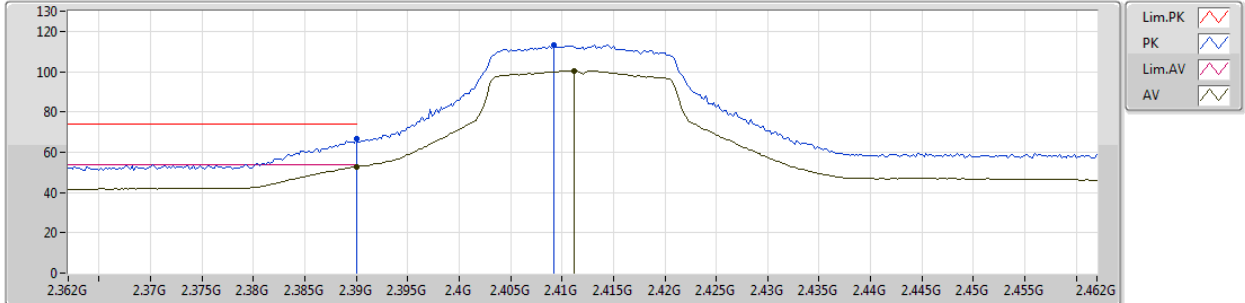
- Lim.PK (Red dashed line)
- PK (Blue solid line)
- Lim.AV (Magenta dashed line)
- AV (Black solid line)

Type	Freq (Hz)	Level (dBuV/m)	Limit (dBuV/m)	Margin (dB)	Factor (dB)	Dist (m)	Condition	Azimuth (°)	Height (m)	Comments
AV	4.9324G	31.08	54.00	-22.92	6.12	3	Horizontal	60	1.50	-
AV	7.38024G	36.81	54.00	-17.19	11.41	3	Horizontal	60	1.50	-
PK	4.9215G	44.46	74.00	-29.54	6.09	3	Horizontal	60	1.50	-
PK	7.37718G	50.93	74.00	-23.07	11.40	3	Horizontal	60	1.50	-

802.11n HT20_Nss2,(MCS8)_2TX

05/10/2018

2412MHz_TX



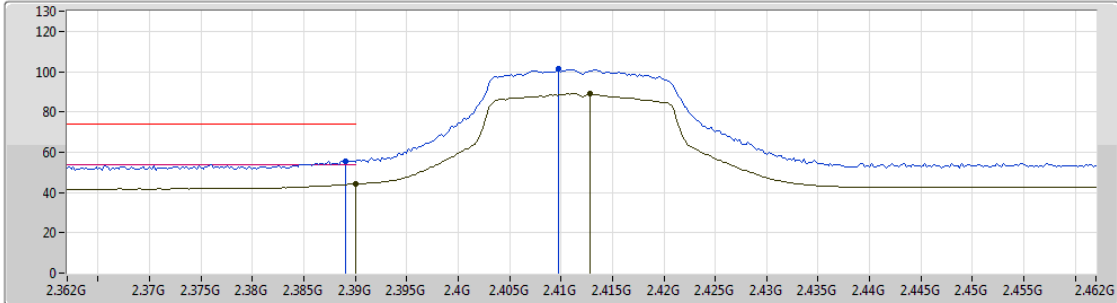
Type	Freq (Hz)	Level (dBuV/m)	Limit (dBuV/m)	Margin (dB)	Factor (dB)	Dist (m)	Condition	Azimuth (°)	Height (m)	Comments
AV	2.39G	52.81	54.00	-1.19	30.38	3	Vertical	0	1.17	-
AV	2.4112G	100.56	Inf	-Inf	30.45	3	Vertical	0	1.17	-
PK	2.39G	66.47	74.00	-7.53	30.38	3	Vertical	0	1.17	-
PK	2.4092G	113.28	Inf	-Inf	30.44	3	Vertical	0	1.17	-



802.11n HT20_Nss2,(MCS8)_2TX

05/10/2018

2412MHz_TX



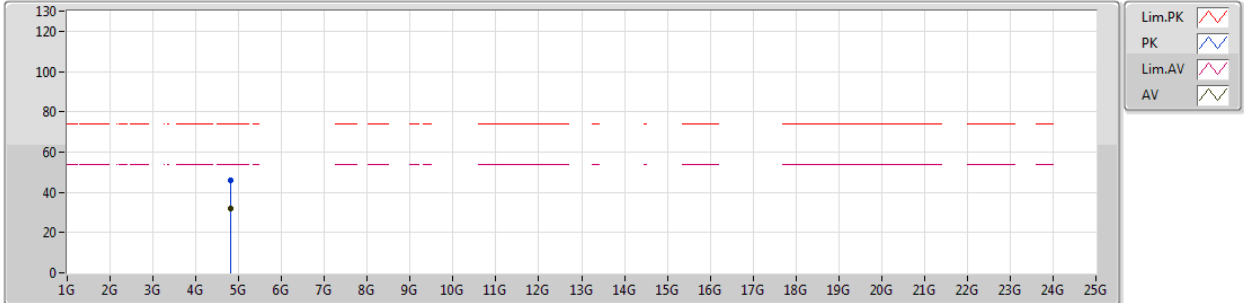
Type	Freq (Hz)	Level (dBuV/m)	Limit (dBuV/m)	Margin (dB)	Factor (dB)	Dist (m)	Condition	Azimuth (°)	Height (m)	Comments
AV	2.39G	44.18	54.00	-9.82	30.38	3	Horizontal	43	1.59	-
AV	2.4128G	88.99	Inf	-Inf	30.45	3	Horizontal	43	1.59	-
PK	2.389G	55.74	74.00	-18.26	30.37	3	Horizontal	43	1.59	-
PK	2.4098G	101.49	Inf	-Inf	30.44	3	Horizontal	43	1.59	-



802.11n HT20_Nss2,(MCS8)_2TX

05/10/2018

2412MHz_TX



Type	Freq (Hz)	Level (dBuV/m)	Limit (dBuV/m)	Margin (dB)	Factor (dB)	Dist (m)	Condition	Azimuth (°)	Height (m)	Comments
AV	4.822G	31.89	54.00	-22.11	5.89	3	Vertical	8	1.50	-
PK	4.8244G	45.77	74.00	-28.23	5.89	3	Vertical	8	1.50	-



802.11n HT20_Nss2,(MCS8)_2TX

05/10/2018

2412MHz_TX



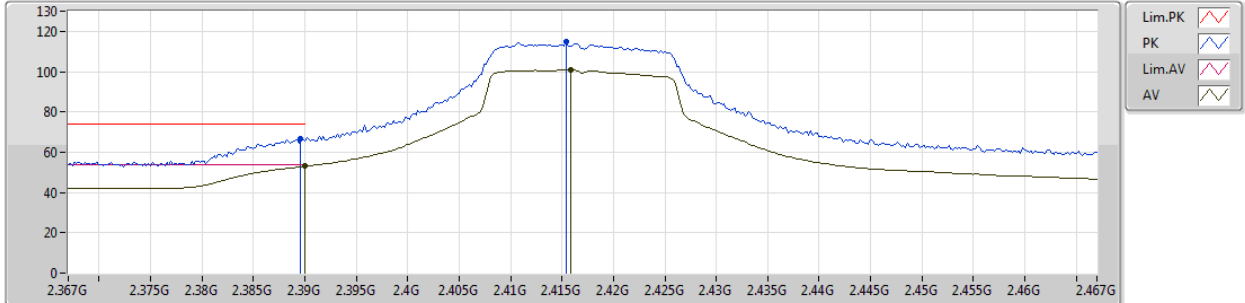
Lim.PK
 PK
 Lim.AV
 AV

Type	Freq (Hz)	Level (dBuV/m)	Limit (dBuV/m)	Margin (dB)	Factor (dB)	Dist (m)	Condition	Azimuth (°)	Height (m)	Comments
AV	4.824G	31.31	54.00	-22.69	5.89	3	Horizontal	37	2.57	-
PK	4.8262G	44.73	74.00	-29.27	5.90	3	Horizontal	37	2.57	-

802.11n HT20_Nss2,(MCS8)_2TX

06/10/2018

2417MHz_TX

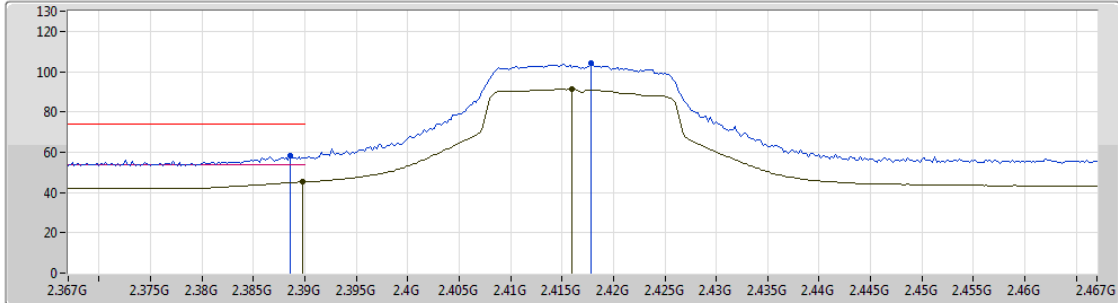


Type	Freq (Hz)	Level (dBuV/m)	Limit (dBuV/m)	Margin (dB)	Factor (dB)	Dist (m)	Condition	Azimuth (°)	Height (m)	Comments
AV	2.39G	52.99	54.00	-1.01	30.77	3	Vertical	9	1.06	-
AV	2.4158G	101.08	Inf	-Inf	30.86	3	Vertical	9	1.06	-
PK	2.3896G	66.55	74.00	-7.45	30.77	3	Vertical	9	1.06	-
PK	2.4154G	114.76	Inf	-Inf	30.86	3	Vertical	9	1.06	-

802.11n HT20_Nss2,(MCS8)_2TX

06/10/2018

2417MHz_TX



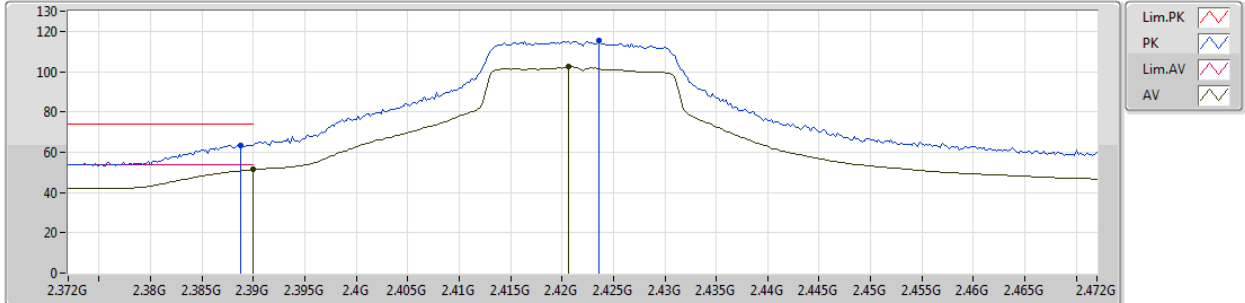
Lim.PK
 PK
 Lim.AV
 AV

Type	Freq (Hz)	Level (dBuV/m)	Limit (dBuV/m)	Margin (dB)	Factor (dB)	Dist (m)	Condition	Azimuth (°)	Height (m)	Comments
AV	2.3898G	45.22	54.00	-8.78	30.77	3	Horizontal	64	1.09	-
AV	2.416G	91.39	Inf	-Inf	30.86	3	Horizontal	64	1.09	-
PK	2.3886G	58.24	74.00	-15.76	30.77	3	Horizontal	64	1.09	-
PK	2.4178G	104.01	Inf	-Inf	30.87	3	Horizontal	64	1.09	-

802.11n HT20_Nss2,(MCS8)_2TX

06/10/2018

2422MHz_TX

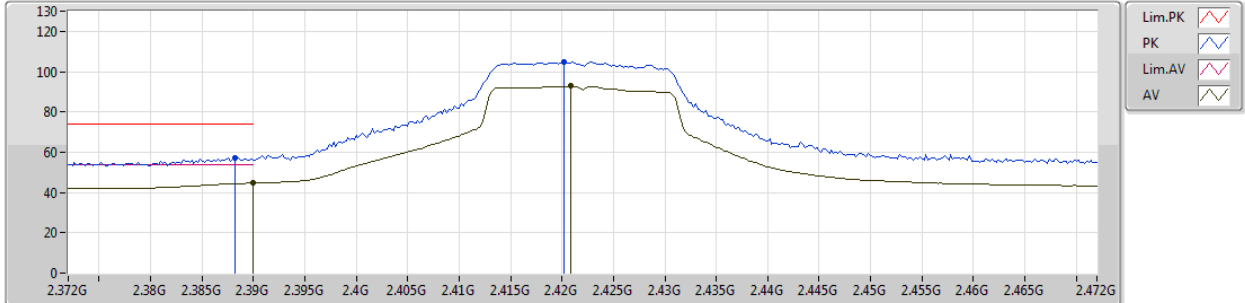


Type	Freq (Hz)	Level (dBuV/m)	Limit (dBuV/m)	Margin (dB)	Factor (dB)	Dist (m)	Condition	Azimuth (°)	Height (m)	Comments
AV	2.39G	51.37	54.00	-2.63	30.77	3	Vertical	21	1.13	-
AV	2.4206G	102.29	Inf	-Inf	30.89	3	Vertical	21	1.13	-
PK	2.3888G	63.59	74.00	-10.41	30.77	3	Vertical	21	1.13	-
PK	2.4236G	115.26	Inf	-Inf	30.90	3	Vertical	21	1.13	-

802.11n HT20_Nss2,(MCS8)_2TX

06/10/2018

2422MHz_TX



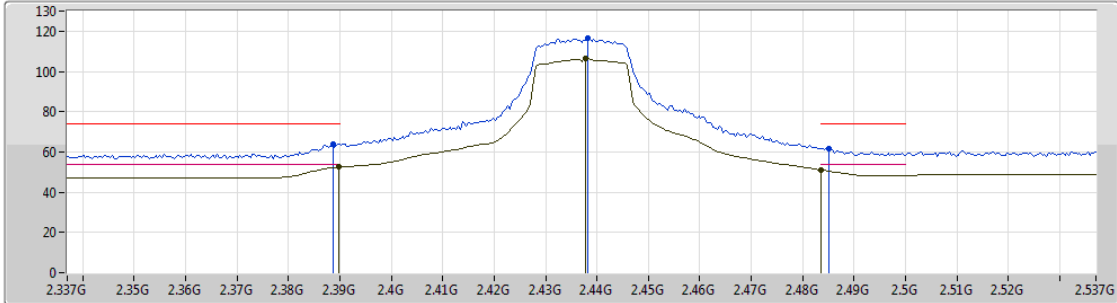
Type	Freq (Hz)	Level (dBuV/m)	Limit (dBuV/m)	Margin (dB)	Factor (dB)	Dist (m)	Condition	Azimuth (°)	Height (m)	Comments
AV	2.39G	44.69	54.00	-9.31	30.77	3	Horizontal	66	1.08	-
AV	2.4208G	92.81	Inf	-Inf	30.89	3	Horizontal	66	1.08	-
PK	2.3882G	57.21	74.00	-16.79	30.77	3	Horizontal	66	1.08	-
PK	2.4202G	104.98	Inf	-Inf	30.89	3	Horizontal	66	1.08	-



802.11n HT20_Nss2,(MCS8)_2TX

05/10/2018

2437MHz_TX



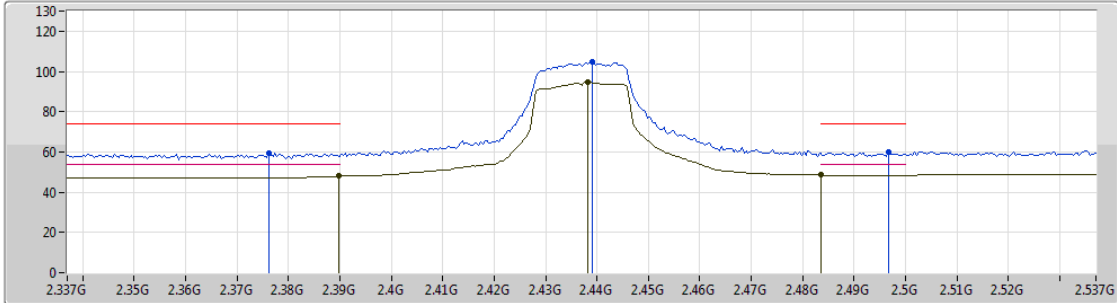
Type	Freq (Hz)	Level (dBuV/m)	Limit (dBuV/m)	Margin (dB)	Factor (dB)	Dist (m)	Condition	Azimuth (°)	Height (m)	Comments
AV	2.3898G	52.40	54.00	-1.60	32.28	3	Vertical	0	1.61	-
AV	2.4378G	106.35	Inf	-Inf	32.45	3	Vertical	0	1.61	-
AV	2.4835G	51.18	54.00	-2.82	32.61	3	Vertical	0	1.61	-
PK	2.3886G	63.99	74.00	-10.01	32.27	3	Vertical	0	1.61	-
PK	2.4382G	116.57	Inf	-Inf	32.45	3	Vertical	0	1.61	-
PK	2.485G	61.70	74.00	-12.30	32.61	3	Vertical	0	1.61	-



802.11n HT20_Nss2,(MCS8)_2TX

05/10/2018

2437MHz_TX



Lim.PK
 PK
 Lim.AV
 AV

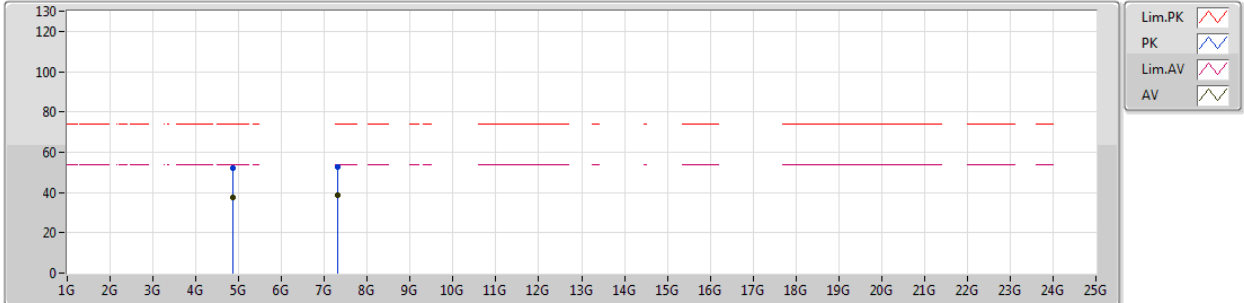
Type	Freq (Hz)	Level (dBuV/m)	Limit (dBuV/m)	Margin (dB)	Factor (dB)	Dist (m)	Condition	Azimuth (°)	Height (m)	Comments
AV	2.3898G	47.91	54.00	-6.09	32.28	3	Horizontal	62	1.50	-
AV	2.4382G	94.60	Inf	-Inf	32.45	3	Horizontal	62	1.50	-
AV	2.4835G	48.68	54.00	-5.32	32.61	3	Horizontal	62	1.50	-
PK	2.3762G	59.47	74.00	-14.53	32.22	3	Horizontal	62	1.50	-
PK	2.439G	104.53	Inf	-Inf	32.45	3	Horizontal	62	1.50	-
PK	2.4966G	59.75	74.00	-14.25	32.66	3	Horizontal	62	1.50	-



802.11n HT20_Nss2,(MCS8)_2TX

05/10/2018

2437MHz_TX

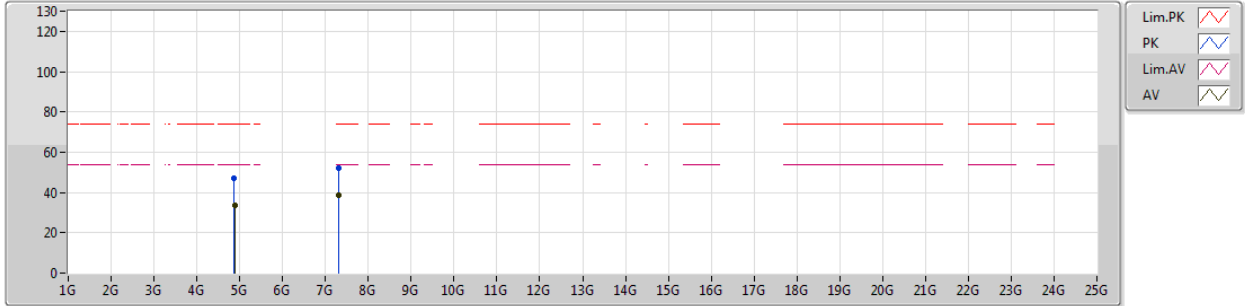


Type	Freq (Hz)	Level (dBuV/m)	Limit (dBuV/m)	Margin (dB)	Factor (dB)	Dist (m)	Condition	Azimuth (°)	Height (m)	Comments
AV	4.87382G	37.30	54.00	-16.70	7.94	3	Vertical	0	1.02	-
AV	7.31298G	38.76	54.00	-15.24	13.59	3	Vertical	360	1.50	-
PK	4.8725G	51.94	74.00	-22.06	7.94	3	Vertical	0	1.02	-
PK	7.31358G	52.65	74.00	-21.35	13.59	3	Vertical	360	1.50	-

802.11n HT20_Nss2,(MCS8)_2TX

05/10/2018

2437MHz_TX

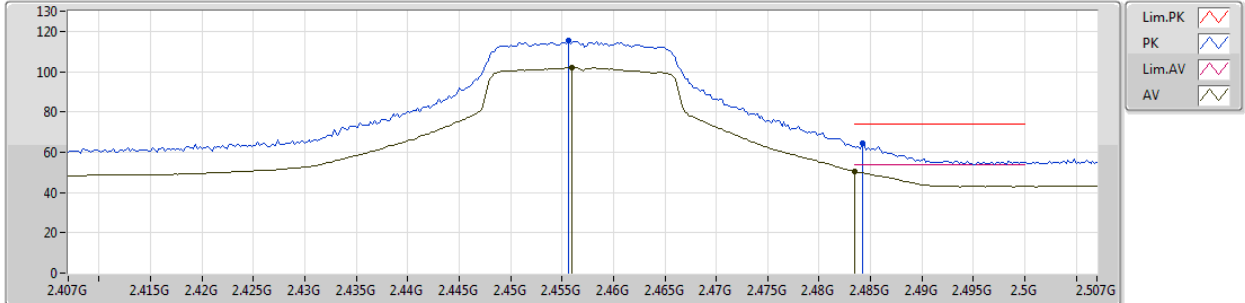


Type	Freq (Hz)	Level (dBuV/m)	Limit (dBuV/m)	Margin (dB)	Factor (dB)	Dist (m)	Condition	Azimuth (°)	Height (m)	Comments
AV	4.878G	33.45	54.00	-20.55	7.96	3	Horizontal	0	1.14	-
AV	7.31556G	38.68	54.00	-15.32	13.60	3	Horizontal	12	1.50	-
PK	4.8699G	47.34	74.00	-26.66	7.94	3	Horizontal	0	1.14	-
PK	7.29924G	52.28	74.00	-21.72	13.54	3	Horizontal	12	1.50	-

802.11n HT20_Nss2,(MCS8)_2TX

06/10/2018

2457MHz_TX



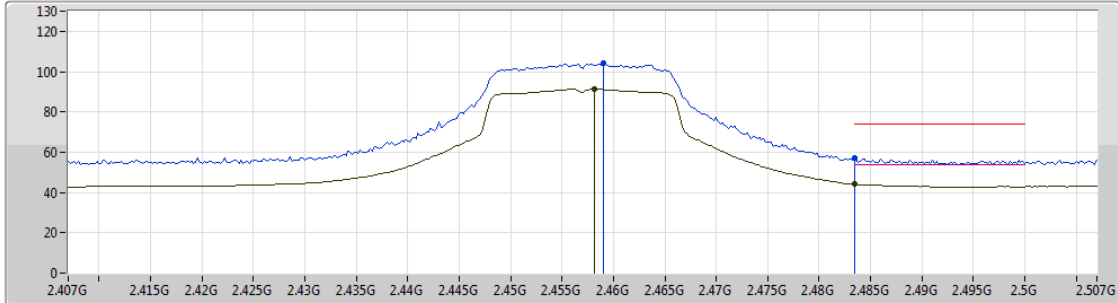
Type	Freq (Hz)	Level (dBuV/m)	Limit (dBuV/m)	Margin (dB)	Factor (dB)	Dist (m)	Condition	Azimuth (°)	Height (m)	Comments
AV	2.456G	102.19	Inf	-Inf	31.01	3	Vertical	13	1.50	-
AV	2.4835G	50.35	54.00	-3.65	31.11	3	Vertical	13	1.50	-
PK	2.4556G	115.17	Inf	-Inf	31.01	3	Vertical	13	1.50	-
PK	2.4842G	64.16	74.00	-9.84	31.12	3	Vertical	13	1.50	-



802.11n HT20_Nss2,(MCS8)_2TX

06/10/2018

2457MHz_TX



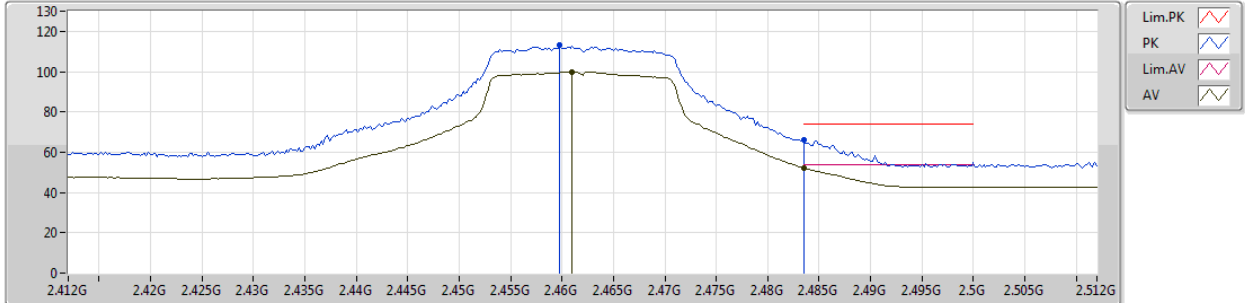
Lim.PK
 PK
 Lim.AV
 AV

Type	Freq (Hz)	Level (dBuV/m)	Limit (dBuV/m)	Margin (dB)	Factor (dB)	Dist (m)	Condition	Azimuth (°)	Height (m)	Comments
AV	2.4582G	91.55	Inf	-Inf	31.02	3	Horizontal	62	1.50	-
AV	2.4835G	44.09	54.00	-9.91	31.11	3	Horizontal	62	1.50	-
PK	2.459G	104.06	Inf	-Inf	31.03	3	Horizontal	62	1.50	-
PK	2.4835G	57.08	74.00	-16.92	31.11	3	Horizontal	62	1.50	-

802.11n HT20_Nss2,(MCS8)_2TX

05/10/2018

2462MHz_TX

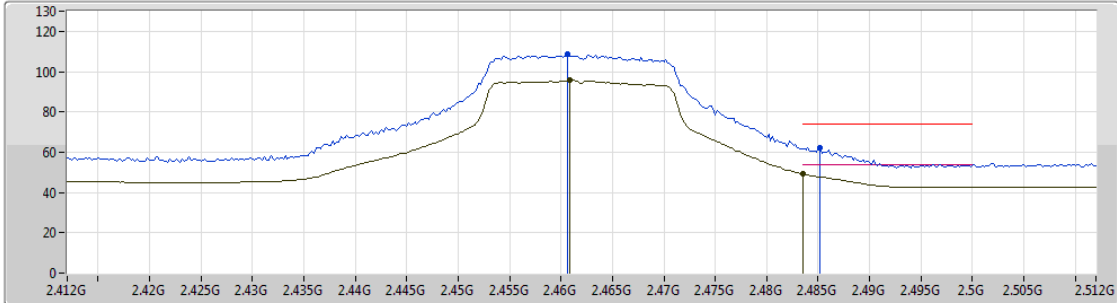


Type	Freq (Hz)	Level (dBuV/m)	Limit (dBuV/m)	Margin (dB)	Factor (dB)	Dist (m)	Condition	Azimuth (°)	Height (m)	Comments
AV	2.461G	99.95	Inf	-Inf	30.62	3	Vertical	351	1.50	-
AV	2.4835G	52.24	54.00	-1.76	30.69	3	Vertical	351	1.50	-
PK	2.4598G	113.34	Inf	-Inf	30.61	3	Vertical	351	1.50	-
PK	2.4835G	66.11	74.00	-7.89	30.69	3	Vertical	351	1.50	-

802.11n HT20_Nss2,(MCS8)_2TX

05/10/2018

2462MHz_TX



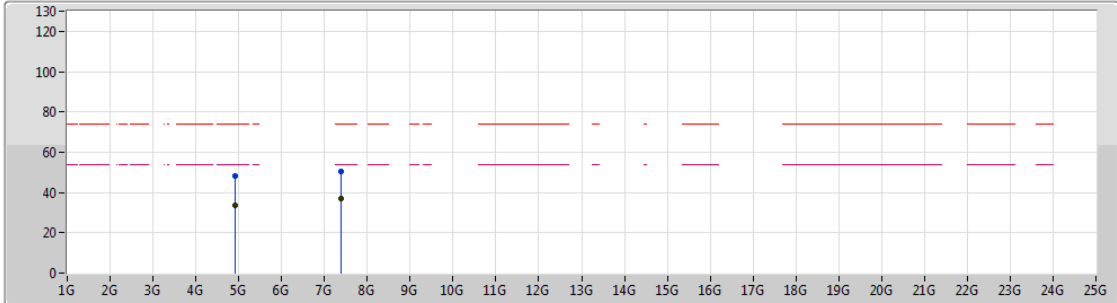
Type	Freq (Hz)	Level (dBuV/m)	Limit (dBuV/m)	Margin (dB)	Factor (dB)	Dist (m)	Condition	Azimuth (°)	Height (m)	Comments
AV	2.4608G	95.61	Inf	-Inf	30.62	3	Horizontal	64	1.10	-
AV	2.4835G	49.30	54.00	-4.70	30.69	3	Horizontal	64	1.10	-
PK	2.4606G	108.48	Inf	-Inf	30.62	3	Horizontal	64	1.10	-
PK	2.4852G	62.27	74.00	-11.73	30.70	3	Horizontal	64	1.10	-



802.11n HT20_Nss2,(MCS8)_2TX

05/10/2018

2462MHz_TX



Legend for the spectrum plot:

- Lim.PK: Red dashed line with a downward-pointing triangle
- PK: Blue solid line with a downward-pointing triangle
- Lim.AV: Red dashed line with an upward-pointing triangle
- AV: Blue solid line with an upward-pointing triangle

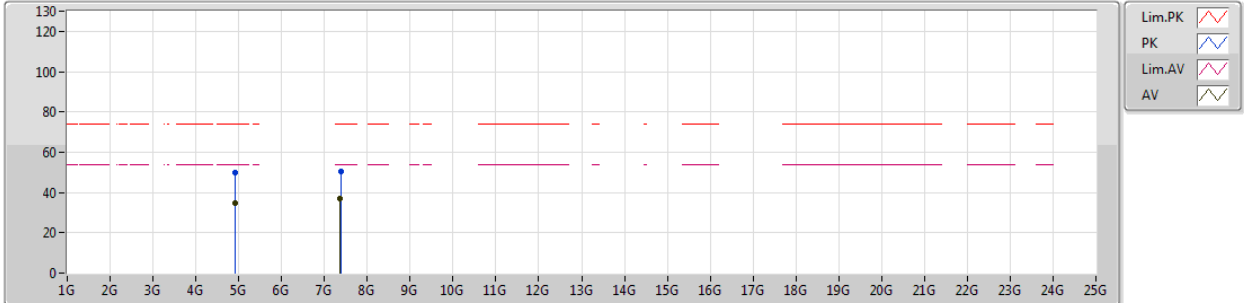
Type	Freq (Hz)	Level (dBuV/m)	Limit (dBuV/m)	Margin (dB)	Factor (dB)	Dist (m)	Condition	Azimuth (°)	Height (m)	Comments
AV	4.92406G	33.74	54.00	-20.26	6.09	3	Vertical	0	1.01	-
AV	7.37826G	37.07	54.00	-16.93	11.40	3	Vertical	360	1.30	-
PK	4.92538G	47.99	74.00	-26.01	6.10	3	Vertical	0	1.01	-
PK	7.3908G	50.47	74.00	-23.53	11.44	3	Vertical	360	1.30	-



802.11n HT20_Nss2,(MCS8)_2TX

05/10/2018

2462MHz_TX



Type	Freq (Hz)	Level (dBuV/m)	Limit (dBuV/m)	Margin (dB)	Factor (dB)	Dist (m)	Condition	Azimuth (°)	Height (m)	Comments
AV	4.92322G	34.72	54.00	-19.28	6.09	3	Horizontal	15	2.58	-
AV	7.37328G	36.82	54.00	-17.18	11.39	3	Horizontal	0	1.46	-
PK	4.92184G	49.95	74.00	-24.05	6.09	3	Horizontal	15	2.58	-
PK	7.38042G	50.52	74.00	-23.48	11.41	3	Horizontal	0	1.46	-